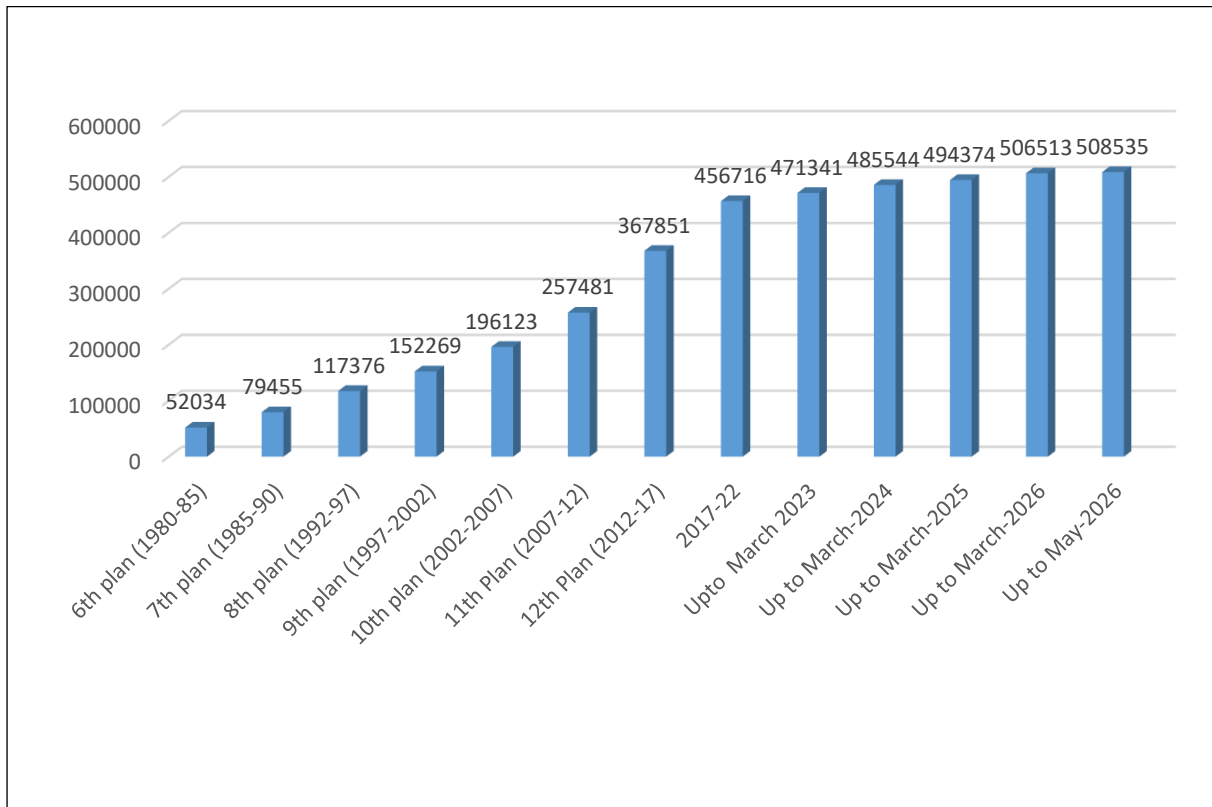


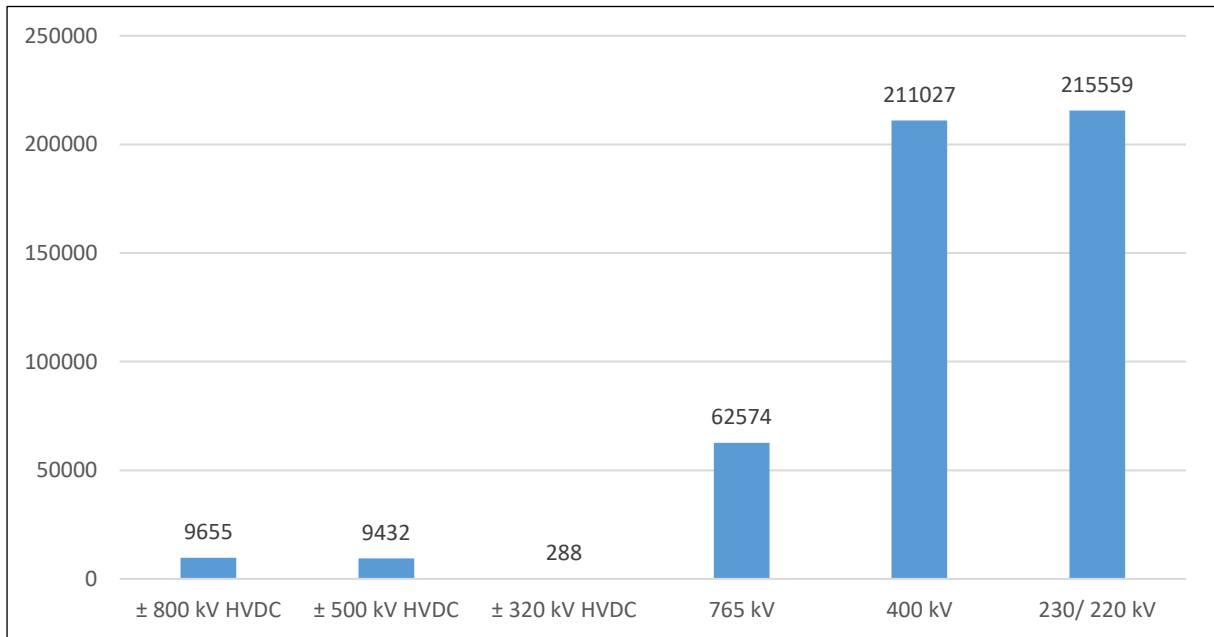
GROWTH SUMMARY OF TRANSMISSION LINES (220 kV & above)

- ❖ Total Transmission Line Capacity addition during the Month : **1121 ckm**
- ❖ Total Transmission Line Capacity addition during the FY 2026-27 : **2022 ckm**
- ❖ Total Transmission Line Capacity (220 kV & above) in the Country : **5,08,535 ckm**
- ❖ Total Inter-Regional Capacity in the country : **1,20,340 MW**

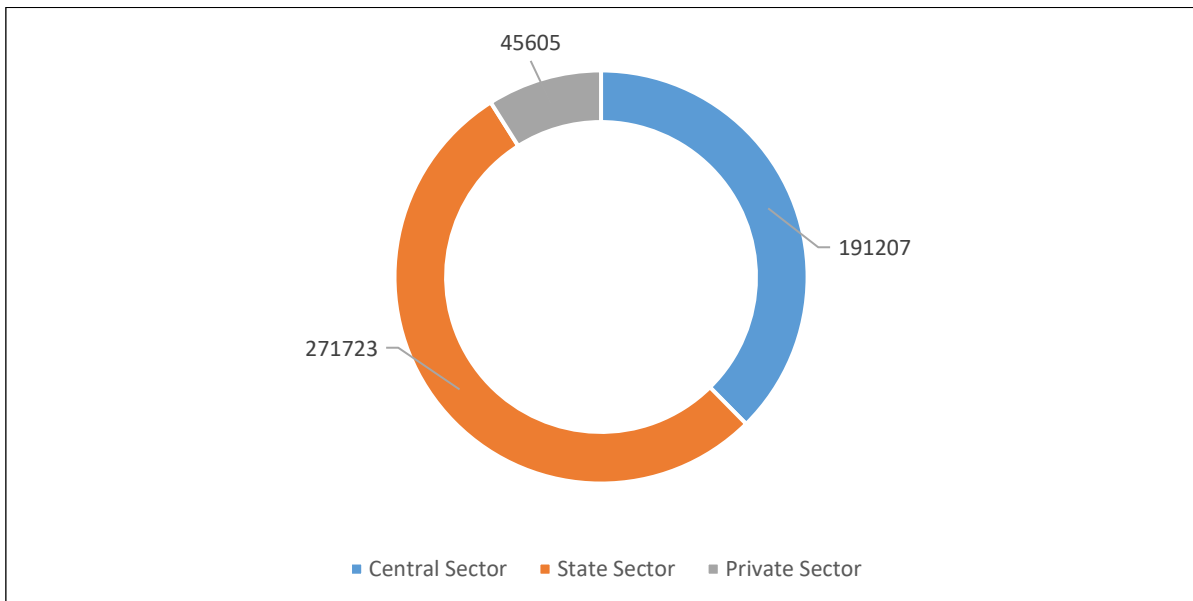
Plan-Wise Cumulative Transmission Lines Length (in ckm)



Voltage-Wise Growth of Transmission Lines (in ckm)



Sector-Wise Growth of Transmission Lines (in ckm)



Growth summary of transmission line (220 kV and above)

(All figures in CKM)

| | ± 800 kV HVDC | | | | ± 500 kV HVDC | | | | ± 320 kV HVDC | | | | 765 kV | | | | 400 kV | | | | 230/ 220 kV | | | | Grand Total | | | |
|-----------------------|---------------|-------|------------|-------|---------------|-------|------------|-------|---------------|-------|------------|-------|---------|-------|------------|-------|---------|-------|------------|--------|-------------|--------|------------|--------|-------------|--------|------------|--------|
| | Central | State | JV/Private | Total | Central | State | JV/Private | Total | Central | State | JV/Private | Total | Central | State | JV/Private | Total | Central | State | JV/Private | Total | Central | State | JV/Private | Total | Central | State | JV/Private | Total |
| 6th plan (1980-85) | 0 | 0 | 0 | 0 | 0 | 0 | 0 | 0 | 0 | 0 | 0 | 0 | 0 | 0 | 0 | 0 | 1831 | 4198 | 0 | 6029 | 1641 | 44364 | 0 | 46005 | 3472 | 48562 | 0 | 52034 |
| 7th plan (1985-90) | 0 | 0 | 0 | 0 | 0 | 0 | 0 | 0 | 0 | 0 | 0 | 0 | 0 | 0 | 0 | 0 | 13068 | 6756 | 0 | 19824 | 4560 | 55071 | 0 | 59631 | 17628 | 61827 | 0 | 79455 |
| 8th plan (1992-97) | 0 | 0 | 0 | 0 | 1634 | 0 | 0 | 1634 | 0 | 0 | 0 | 0 | 0 | 0 | 0 | 0 | 23001 | 13141 | 0 | 36142 | 6564 | 73036 | 0 | 79600 | 31199 | 86177 | 0 | 117376 |
| 9th plan (1997-2002) | 0 | 0 | 0 | 0 | 3234 | 1504 | 0 | 4738 | 0 | 0 | 0 | 0 | 751 | 409 | 0 | 1160 | 29345 | 20033 | 0 | 49378 | 8687 | 88306 | 0 | 96993 | 42017 | 110252 | 0 | 152269 |
| 10th plan (2002-2007) | 0 | 0 | 0 | 0 | 4368 | 1504 | 0 | 5872 | 0 | 0 | 0 | 0 | 1775 | 409 | 0 | 2184 | 48708 | 24730 | 0 | 73438 | 9444 | 105185 | 0 | 114629 | 64295 | 131828 | 0 | 196123 |
| 11th Plan (2007-12) | 0 | 0 | 0 | 0 | 5948 | 1504 | 1980 | 9432 | 0 | 0 | 0 | 0 | 4839 | 411 | 0 | 5250 | 71023 | 30191 | 5605 | 106819 | 10140 | 125010 | 830 | 135980 | 91950 | 157116 | 8415 | 257481 |
| 12th Plan (2012-17) | 6124 | 0 | 0 | 6124 | 5948 | 1504 | 1980 | 9432 | 0 | 0 | 0 | 0 | 25465 | 1177 | 4598 | 31240 | 92482 | 48240 | 17065 | 157787 | 11014 | 151276 | 978 | 163268 | 141033 | 202197 | 24621 | 367851 |
| 2017-22 | 9655 | 0 | 0 | 9655 | 5948 | 1504 | 1980 | 9432 | 288 | 0 | 0 | 288 | 39304 | 2833 | 8886 | 51023 | 107855 | 63195 | 22928 | 193978 | 12114 | 179177 | 1049 | 192340 | 175164 | 246709 | 34843 | 456716 |
| Upto March 2023 | 9655 | 0 | 0 | 9655 | 5948 | 1504 | 1980 | 9432 | 288 | 0 | 0 | 288 | 39586 | 2833 | 10259 | 52678 | 109330 | 64887 | 23533 | 197750 | 14283 | 184301 | 2954 | 201538 | 179090 | 253525 | 38726 | 471341 |
| Up to March-2024 | 9655 | 0 | 0 | 9655 | 5948 | 1504 | 1980 | 9432 | 288 | 0 | 0 | 288 | 39814 | 2846 | 12137 | 54797 | 113023 | 66268 | 24547 | 203838 | 14300 | 189900 | 3334 | 207534 | 183028 | 260518 | 41998 | 485544 |
| Up to March-2025 | 9655 | 0 | 0 | 9655 | 5948 | 1504 | 1980 | 9432 | 288 | 0 | 0 | 288 | 41576 | 2846 | 12533 | 56955 | 113795 | 67650 | 25347 | 206792 | 14352 | 193279 | 3621 | 211252 | 185614 | 265279 | 43481 | 494374 |
| Up to March-2026 | 9655 | 0 | 0 | 9655 | 5948 | 1504 | 1980 | 9432 | 288 | 0 | 0 | 288 | 45477 | 2846 | 13743 | 62066 | 114455 | 69226 | 26175 | 209856 | 14592 | 196983 | 3641 | 215216 | 190415 | 270559 | 45539 | 506513 |
| Up to May-2026 | 9655 | 0 | 0 | 9655 | 5948 | 1504 | 1980 | 9432 | 288 | 0 | 0 | 288 | 45985 | 2846 | 13743 | 62574 | 114739 | 70047 | 26241 | 211027 | 14592 | 197326 | 3641 | 215559 | 191207 | 271723 | 45605 | 508535 |

Growth of Inter- Regional Transmission Capacity (220 kV and above)

(All figures in MW)

| At the end of Plan/Region | ER-NR | ER-WR | WR-NR | ER-SR | WR-SR | ER-NER | NER-NR | TOTAL |
|----------------------------------|---------------|---------------|---------------|--------------|---------------|---------------|---------------|-----------------|
| 9th plan (1997-2002) | 130 | 1,790 | 1,020 | 630 | 1,720 | 1,260 | 0 | 6,550 |
| 10th plan (2002-2007) | 3,430 | 1,790 | 2,120 | 3,130 | 1,720 | 1,260 | 0 | 13,450 |
| 11th plan (2007-2012) | 12,130 | 4,390 | 4,220 | 3,630 | 1,520 | 1,260 | 0 | 27,150 |
| 12th plan (2012-2017) | 21,030 | 12,790 | 15,420 | 7,830 | 12,120 | 2,860 | 3,000 | 75,050 |
| 2017-2022 | 22,530 | 21,190 | 36,720 | 7,830 | 18,120 | 2,860 | 3,000 | 1,12,250 |
| Up to March-2023 | 22,530 | 21,190 | 36,720 | 7,830 | 18,120 | 2,860 | 3,000 | 1,12,250 |
| Up to March-2024 | 22,530 | 21,190 | 38,320 | 7,830 | 22,320 | 3,550 | 3,000 | 1,18,740 |
| Up to March-2025 | 22,530 | 21,190 | 38,320 | 7,830 | 22,320 | 3,550 | 3,000 | 1,18,740 |
| Up to March-2026 | 22,530 | 22,790 | 38,320 | 7,830 | 22,320 | 3,550 | 3,000 | 1,20,340 |
| Up to 31st May - 2026 | 22,530 | 22,790 | 38,320 | 7,830 | 22,320 | 3,550 | 3,000 | 1,20,340 |

Details of ISTS & Intra State transmission lines (220 kV and above)

(All figures in ckm)

| Period | ISTS | Intra State | Total |
|-----------------------------------|-------------|--------------------|--------------|
| As of 31 st March 2004 | 49329 | 118048 | 167377 |
| As of 31 st March 2014 | 119332 | 172004 | 291336 |
| 2014-15 | 10163 | 11938 | 22101 |
| 2015-16 | 15480 | 12634 | 28114 |
| 2016-17 | 13898 | 12402 | 26300 |
| 2017-18 | 10157 | 12962 | 23119 |
| 2018-19 | 10681 | 11756 | 22437 |
| 2019-20 | 6756 | 4908 | 11664 |
| 2020-21 | 7181 | 9569 | 16750 |
| 2021-22 | 6095 | 8800 | 14895 |
| 2022-23 | 4706 | 9919 | 14625 |
| 2023-24 | 6283 | 7920 | 14203 |
| 2024-25 | 3652 | 5178 | 8830 |
| 2025-26 | 6009 | 6130 | 12139 |
| 2026-27 (Up to 31st May - 2026) | 1030 | 992 | 2022 |

| Period | ISTS | Intra State | Total |
|----------------------------------|---------------|--------------------|---------------|
| As of 31st May - 2026 | 221423 | 287112 | 508535 |