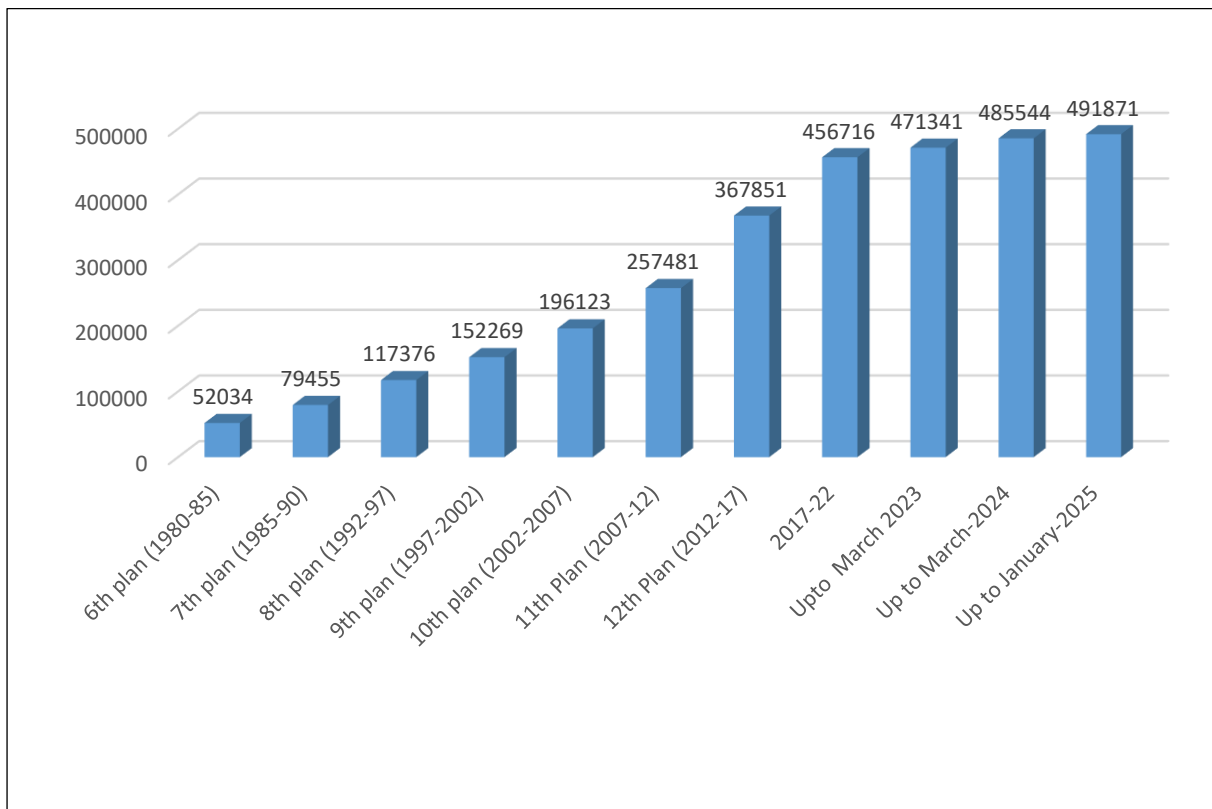


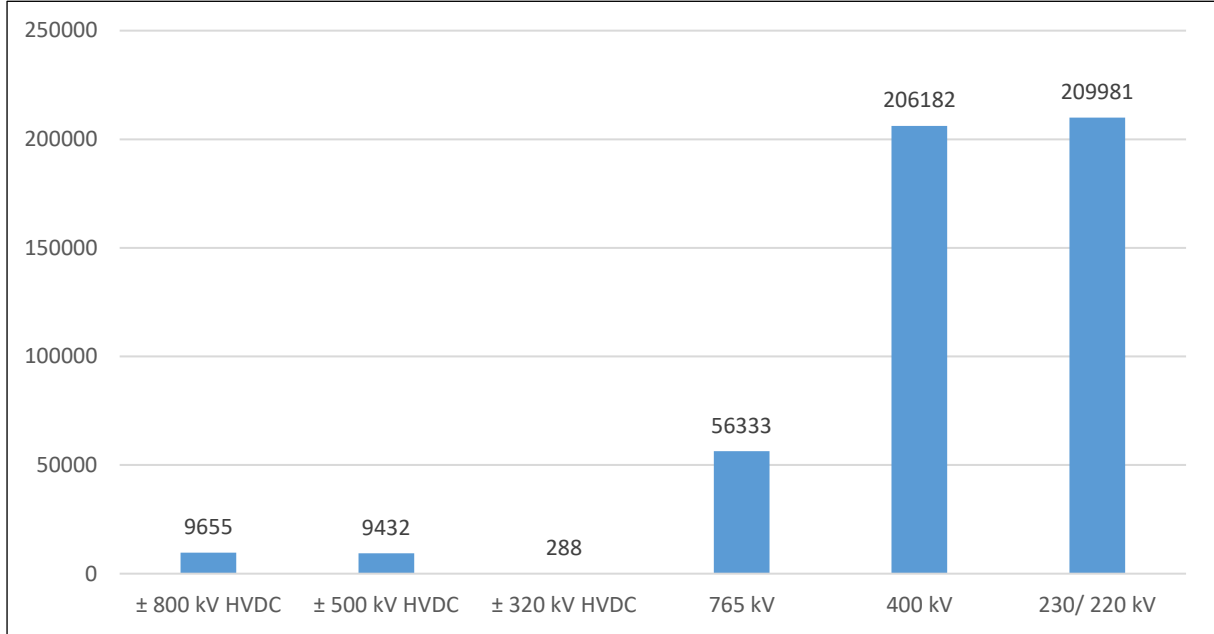
**GROWTH SUMMARY OF TRANSMISSION LINES (220 kV & above)**

- ❖ Total Transmission Line Capacity addition during the Month : **367 ckm**
- ❖ Total Transmission Line Capacity addition during the FY 2024-25 : **6327 ckm**
- ❖ Total Transmission Line Capacity (220 kV & above) in the Country : **4,91,871 ckm**
- ❖ Total Inter-Regional Capacity in the country : **1,18,740 MW**

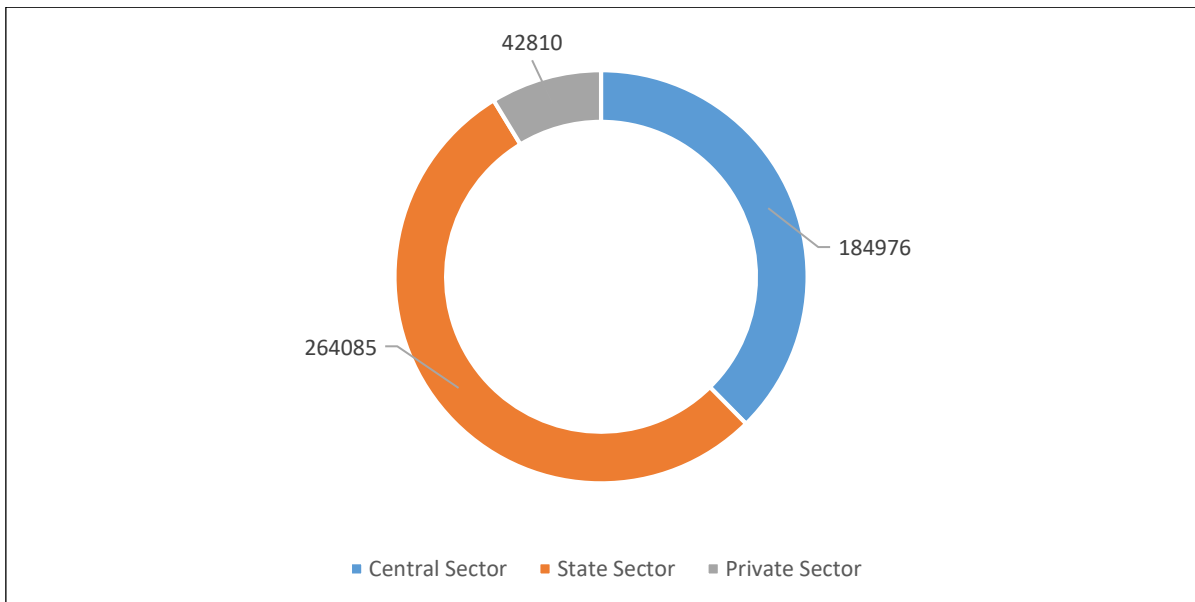
**Plan-Wise Cumulative Transmission Lines Length (in ckm)**



**Voltage-Wise Growth of Transmission Lines (in ckm)**



**Sector-Wise Growth of Transmission Lines (in ckm)**



## Growth summary of transmission line (220 kV and above)

(All figures in CKM)

| Period                | ± 800 kV HVDC |       |            |       | ± 500 kV HVDC |       |            |       | ± 320 kV HVDC |       |            |       | 765 kV  |       |            |       | 400 kV  |       |            |        | 230/ 220 kV |        |            |        | Grand Total |        |            |        |
|-----------------------|---------------|-------|------------|-------|---------------|-------|------------|-------|---------------|-------|------------|-------|---------|-------|------------|-------|---------|-------|------------|--------|-------------|--------|------------|--------|-------------|--------|------------|--------|
|                       | Central       | State | JV/Private | Total | Central       | State | JV/Private | Total | Central       | State | JV/Private | Total | Central | State | JV/Private | Total | Central | State | JV/Private | Total  | Central     | State  | JV/Private | Total  | Central     | State  | JV/Private | Total  |
| 6th plan (1980-85)    | 0             | 0     | 0          | 0     | 0             | 0     | 0          | 0     | 0             | 0     | 0          | 0     | 0       | 0     | 0          | 0     | 1831    | 4198  | 0          | 6029   | 1641        | 44364  | 0          | 46005  | 3472        | 48562  | 0          | 52034  |
| 7th plan (1985-90)    | 0             | 0     | 0          | 0     | 0             | 0     | 0          | 0     | 0             | 0     | 0          | 0     | 0       | 0     | 0          | 0     | 13068   | 6756  | 0          | 19824  | 4560        | 55071  | 0          | 59631  | 17628       | 61827  | 0          | 79455  |
| 8th plan (1992-97)    | 0             | 0     | 0          | 0     | 1634          | 0     | 0          | 1634  | 0             | 0     | 0          | 0     | 0       | 0     | 0          | 0     | 23001   | 13141 | 0          | 36142  | 6564        | 73036  | 0          | 79600  | 31199       | 86177  | 0          | 117376 |
| 9th plan (1997-2002)  | 0             | 0     | 0          | 0     | 3234          | 1504  | 0          | 4738  | 0             | 0     | 0          | 0     | 751     | 409   | 0          | 1160  | 29345   | 20033 | 0          | 49378  | 8687        | 88306  | 0          | 96993  | 42017       | 110252 | 0          | 152269 |
| 10th plan (2002-2007) | 0             | 0     | 0          | 0     | 4368          | 1504  | 0          | 5872  | 0             | 0     | 0          | 0     | 1775    | 409   | 0          | 2184  | 48708   | 24730 | 0          | 73438  | 9444        | 105185 | 0          | 114629 | 64295       | 131828 | 0          | 196123 |
| 11th Plan (2007-12)   | 0             | 0     | 0          | 0     | 5948          | 1504  | 1980       | 9432  | 0             | 0     | 0          | 0     | 4839    | 411   | 0          | 5250  | 71023   | 30191 | 5605       | 106819 | 10140       | 125010 | 830        | 135980 | 91950       | 157116 | 8415       | 257481 |
| 12th Plan (2012-17)   | 6124          | 0     | 0          | 6124  | 5948          | 1504  | 1980       | 9432  | 0             | 0     | 0          | 0     | 25465   | 1177  | 4598       | 31240 | 92482   | 48240 | 17065      | 157787 | 11014       | 151276 | 978        | 163268 | 141033      | 202197 | 24621      | 367851 |
| 2017-22               | 9655          | 0     | 0          | 9655  | 5948          | 1504  | 1980       | 9432  | 288           | 0     | 0          | 288   | 39304   | 2833  | 8886       | 51023 | 107855  | 63195 | 22928      | 193978 | 12114       | 179177 | 1049       | 192340 | 175164      | 246709 | 34843      | 456716 |
| Upto March 2023       | 9655          | 0     | 0          | 9655  | 5948          | 1504  | 1980       | 9432  | 288           | 0     | 0          | 288   | 39586   | 2833  | 10259      | 52678 | 109330  | 64887 | 23533      | 197750 | 14283       | 184301 | 2954       | 201538 | 179090      | 253525 | 38726      | 471341 |
| Up to March-2024      | 9655          | 0     | 0          | 9655  | 5948          | 1504  | 1980       | 9432  | 288           | 0     | 0          | 288   | 39814   | 2846  | 12137      | 54797 | 113023  | 66268 | 24547      | 203838 | 14300       | 189900 | 3334       | 207534 | 183028      | 260518 | 41998      | 485544 |
| Up to January-2025    | 9655          | 0     | 0          | 9655  | 5948          | 1504  | 1980       | 9432  | 288           | 0     | 0          | 288   | 41350   | 2846  | 12137      | 56333 | 113383  | 67535 | 25264      | 206182 | 14352       | 192200 | 3429       | 209981 | 184976      | 264085 | 42810      | 491871 |

### **Growth of Inter- Regional Transmission Capacity (220 kV and above)**

**(All figures in MW)**

| <b>At the end of Plan/Region</b> | <b>ER-NR</b> | <b>ER-WR</b> | <b>WR-NR</b> | <b>ER-SR</b> | <b>WR-SR</b> | <b>ER-NER</b> | <b>NER-NR</b> | <b>TOTAL</b> |
|----------------------------------|--------------|--------------|--------------|--------------|--------------|---------------|---------------|--------------|
| 9th plan (1997-2002)             | 130          | 1,790        | 1,020        | 630          | 1,720        | 1,260         | 0             | 6,550        |
| 10th plan (2002-2007)            | 3,430        | 1,790        | 2,120        | 3,130        | 1,720        | 1,260         | 0             | 13,450       |
| 11th plan (2007-2012)            | 12,130       | 4,390        | 4,220        | 3,630        | 1,520        | 1,260         | 0             | 27,150       |
| 12th plan (2012-2017)            | 21,030       | 12,790       | 15,420       | 7,830        | 12,120       | 2,860         | 3,000         | 75,050       |
| 2017-2022                        | 22,530       | 21,190       | 36,720       | 7,830        | 18,120       | 2,860         | 3,000         | 1,12,250     |
| Up to March-2023                 | 22,530       | 21,190       | 36,720       | 7,830        | 18,120       | 2,860         | 3,000         | 1,12,250     |
| Up to March-2024                 | 22,530       | 21,190       | 38,320       | 7,830        | 22,320       | 3,550         | 3,000         | 1,18,740     |
| Up to 31st January -2025         | 22,530       | 21,190       | 38,320       | 7,830        | 22,320       | 3,550         | 3,000         | 1,18,740     |

### **Details of ISTS & Intra State transmission lines (220 kV and above)**

**(All figures in ckm)**

| <b>Period</b>                               | <b>ISTS</b>   | <b>Intra State</b> | <b>Total</b>  |
|---|---------------|--------------------|---------------|
| As of 31 <sup>st</sup> March 2004           | 49329         | 118048             | 167377        |
| As of 31 <sup>st</sup> March 2014           | 119332        | 172004             | 291336        |
| 2014-15                                     | 10163         | 11938              | 22101         |
| 2015-16                                     | 15480         | 12634              | 28114         |
| 2016-17                                     | 13884         | 12416              | 26300         |
| 2017-18                                     | 10155         | 12964              | 23119         |
| 2018-19                                     | 10681         | 11756              | 22437         |
| 2019-20                                     | 6756          | 4908               | 11664         |
| 2020-21                                     | 7490          | 9260               | 16750         |
| 2021-22                                     | 6095          | 8800               | 14895         |
| 2022-23                                     | 4671          | 9954               | 14625         |
| 2023-24                                     | 6283          | 7920               | 14203         |
| 2024-25 (Up to 31st January -2025)          | 2618          | 3709               | 6327          |
| <b>As of 31<sup>st</sup> January - 2025</b> | <b>213608</b> | <b>278263</b>      | <b>491871</b> |