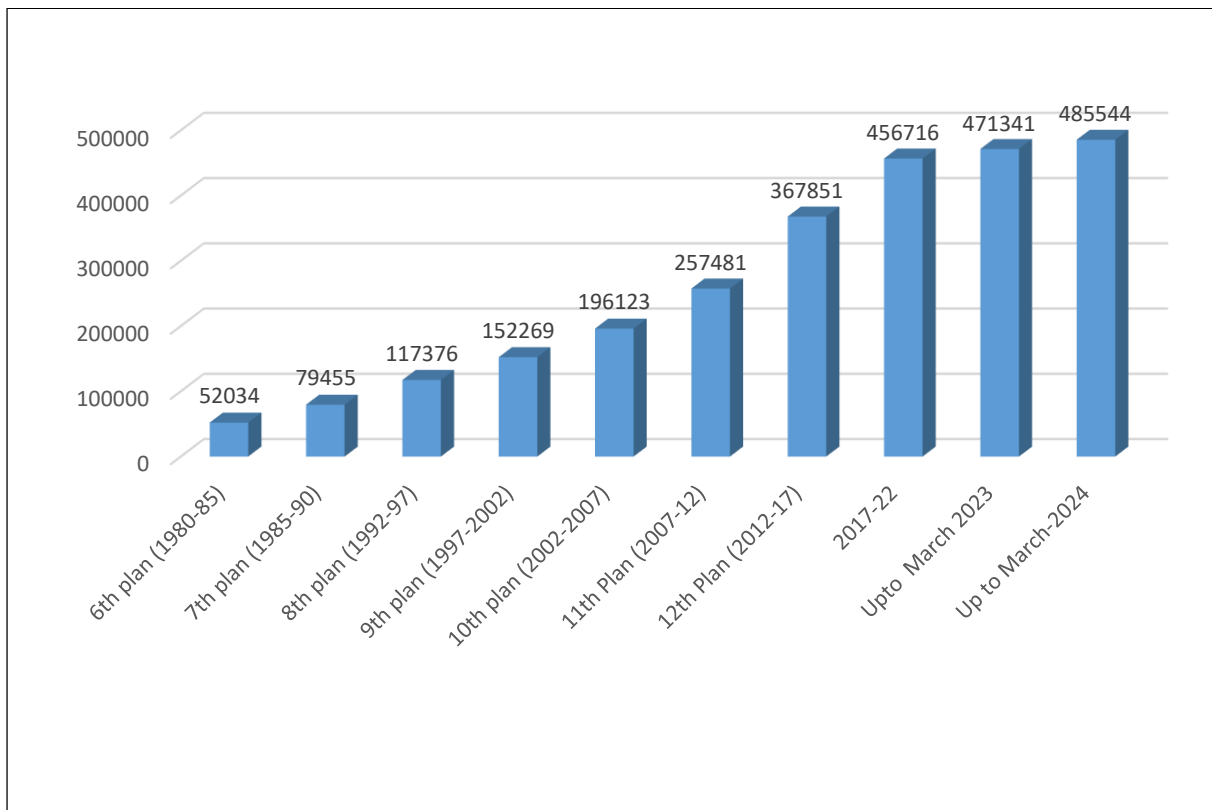


EXECUTIVE AND GROWTH SUMMARY OF TRANSMISSION LINES
(220 kV & above)

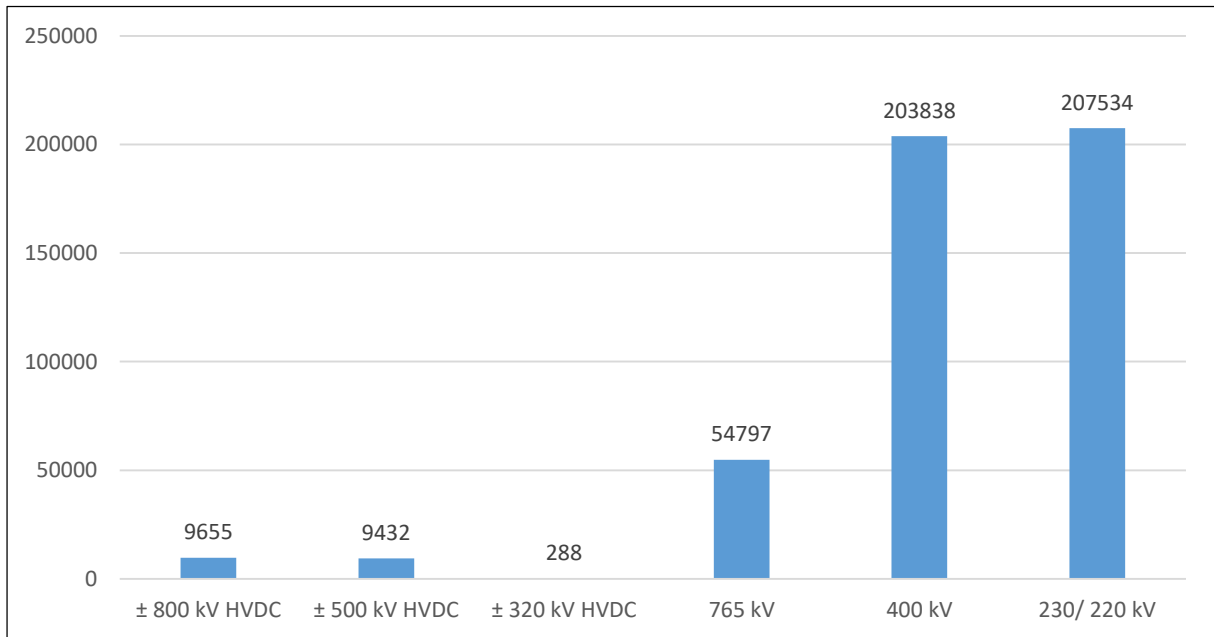
(as on 31-03-2024)

- ❖ Total Transmission Line Capacity addition during the Month : **3512 ckm**
- ❖ Total Transmission Line Capacity addition during the FY 2023-24 : **14,203 ckm**
- ❖ Total Transmission Line Capacity (220 kV & above) in the Country : **4,85,544 ckm**
- ❖ Total Inter-Regional Capacity in the country : **1,16,540 MW**

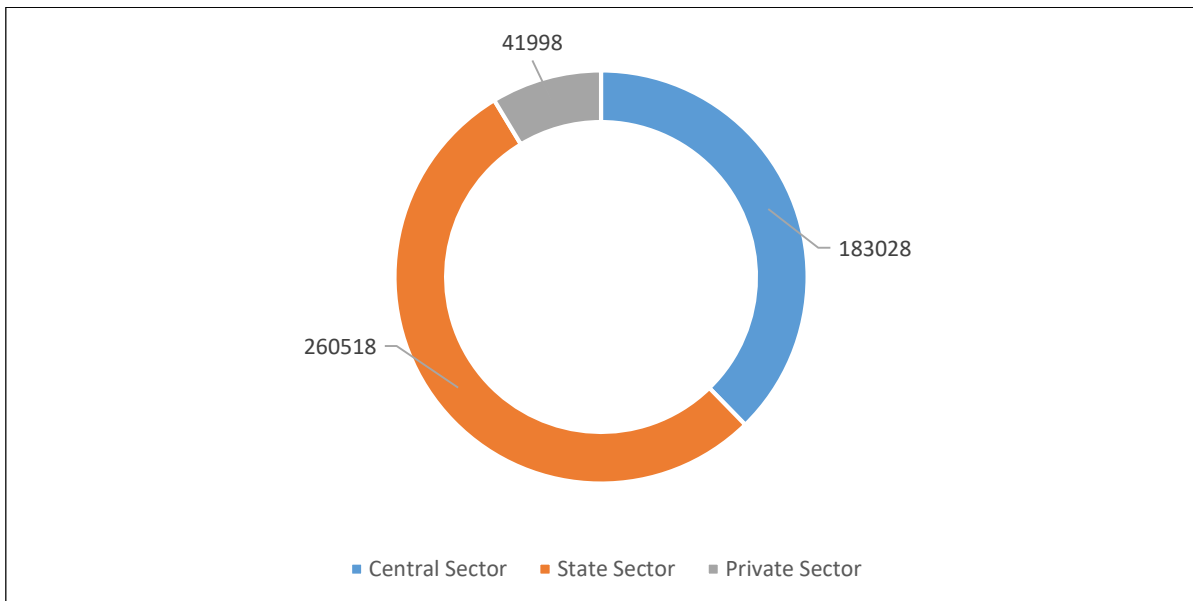
Plan-Wise Cumulative Transmission Lines Length (in ckm)



Voltage-Wise Growth of Transmission Lines (in ckm)



Sector-Wise Growth of Transmission Lines (in ckm)



Growth summary of transmission line (220 kV and above)

(All fig. in CKM)

Period	± 800 kV HVDC				± 500 kV HVDC				± 320 kV HVDC				765 kV				400 kV				230/ 220 kV				Grand Total			
	Central	State	JV / Private	Total	Central	State	JV / Private	Total	Central	State	JV / Private	Total	Central	State	JV / Private	Total	Central	State	JV / Private	Total	Central	State	JV / Private	Total	Central	State	JV / Private	Total
6th plan (1980-85)	0	0	0	0	0	0	0	0	0	0	0	0	0	0	0	0	1831	4198	0	6029	1641	44364	0	46005	3472	48562	0	52034
7th plan (1985-90)	0	0	0	0	0	0	0	0	0	0	0	0	0	0	0	0	13068	6756	0	19824	4560	55071	0	59631	17628	61827	0	79455
8th plan (1992-97)	0	0	0	0	1634	0	0	1634	0	0	0	0	0	0	0	0	23001	13141	0	36142	6564	73036	0	79600	31199	86177	0	117376
9th plan (1997-2002)	0	0	0	0	3234	1504	0	4738	0	0	0	0	751	409	0	1160	29345	20033	0	49378	8687	88306	0	96993	42017	110252	0	152269
10th plan (2002-2007)	0	0	0	0	4368	1504	0	5872	0	0	0	0	1775	409	0	2184	48708	24730	0	73438	9444	105185	0	114629	64295	131828	0	196123
11th Plan (2007-12)	0	0	0	0	5948	1504	1980	9432	0	0	0	0	4839	411	0	5250	71023	30191	5605	106819	10140	125010	830	135980	91950	157116	8415	257481
12th Plan (2012-17)	6124	0	0	6124	5948	1504	1980	9432	0	0	0	0	25465	1177	4598	31240	92482	48240	17065	157787	11014	151276	978	163268	141033	202197	24621	367851
2017-22	9655	0	0	9655	5948	1504	1980	9432	288	0	0	288	39304	2833	8886	51023	107855	63195	22928	193978	12114	179177	1049	192340	175164	246709	34843	456716
Upto March 2023	9655	0	0	9655	5948	1504	1980	9432	288	0	0	288	39586	2833	10259	52678	109330	64887	23533	197750	14283	184301	2954	201538	179090	253525	38726	471341
Up to March-24	9655	0	0	9655	5948	1504	1980	9432	288	0	0	288	39814	2846	12137	54797	113023	66268	24547	203838	14300	189900	3334	207534	183028	260518	41998	485544