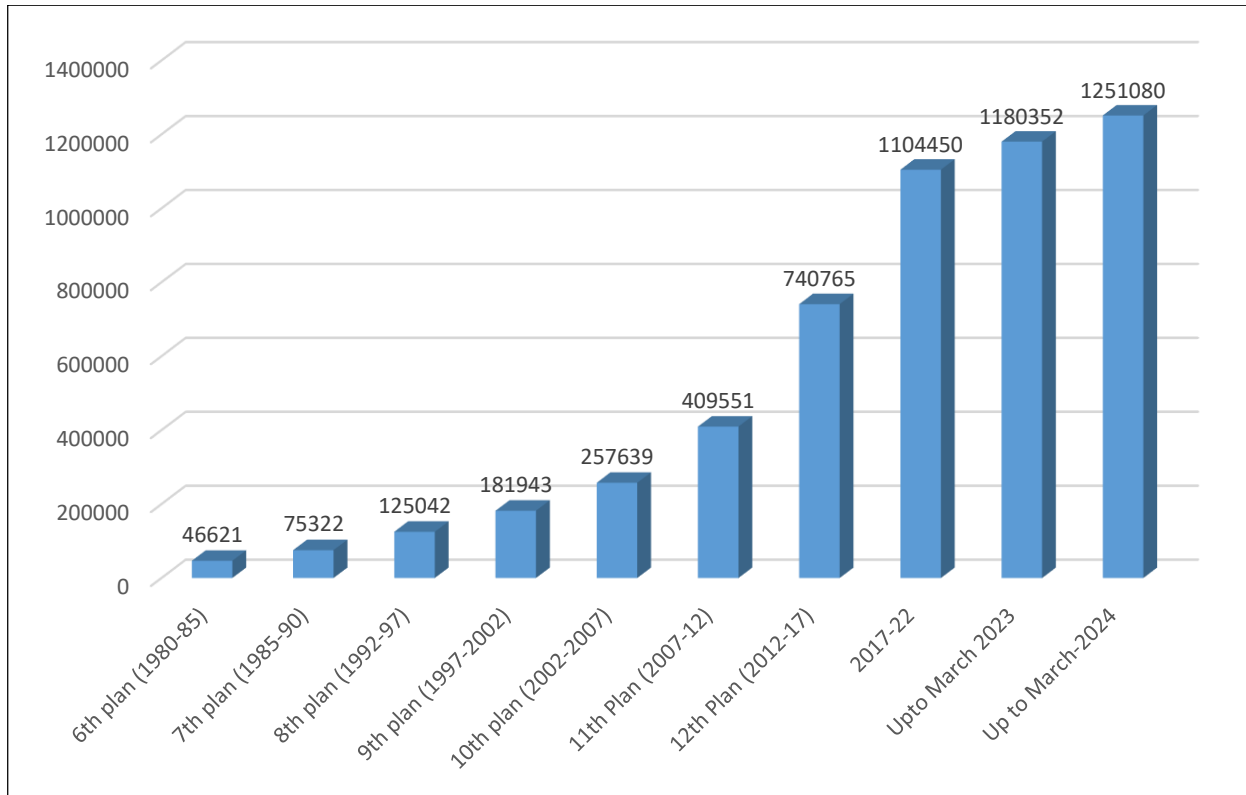


EXECUTIVE AND GROWTH SUMMARY OF SUB-STATIONS (220 kV & above)

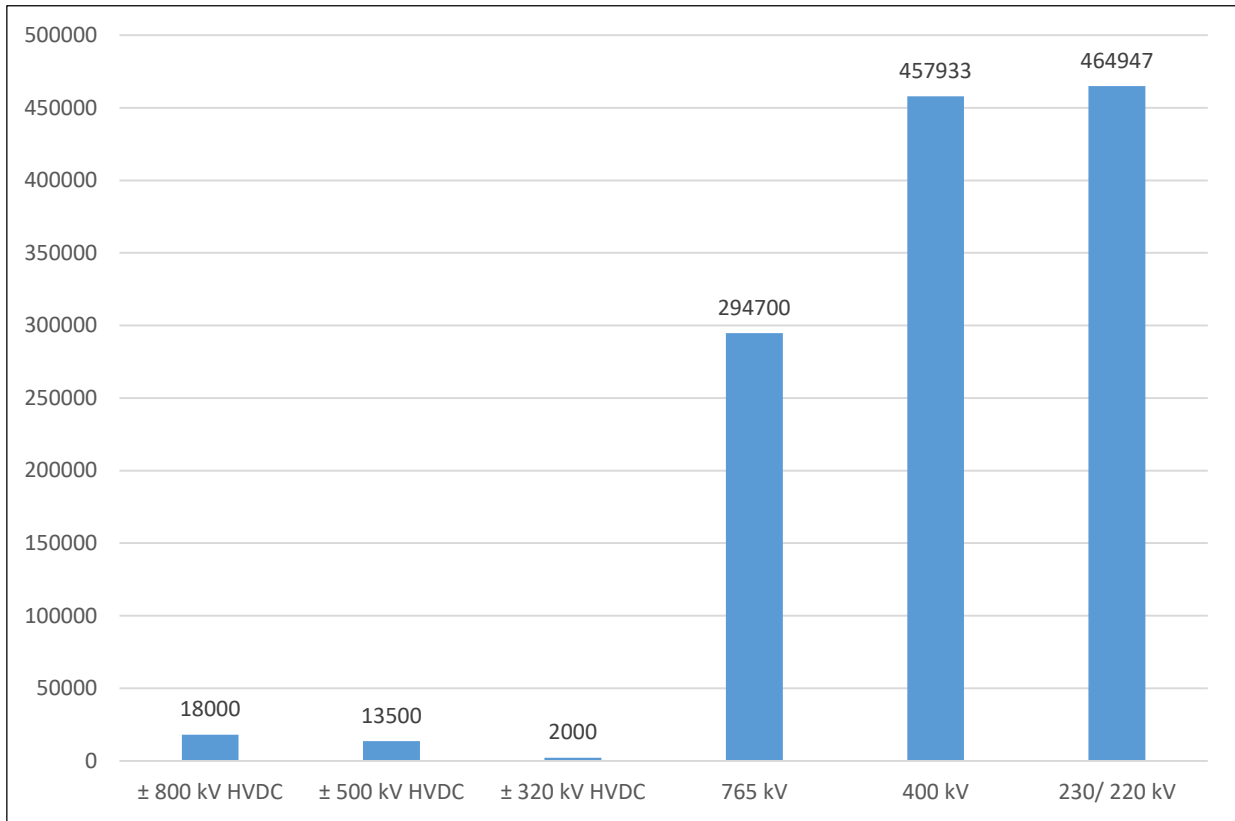
(as on 31-03-2024)

- ❖ Total Transformation Capacity addition during the Month : **11235 MVA**
- ❖ Total Transformation Capacity addition during FY 2023-24 : **70728 MVA**
- ❖ Total Transformation Capacity in the Country : **12,51,080 MVA**

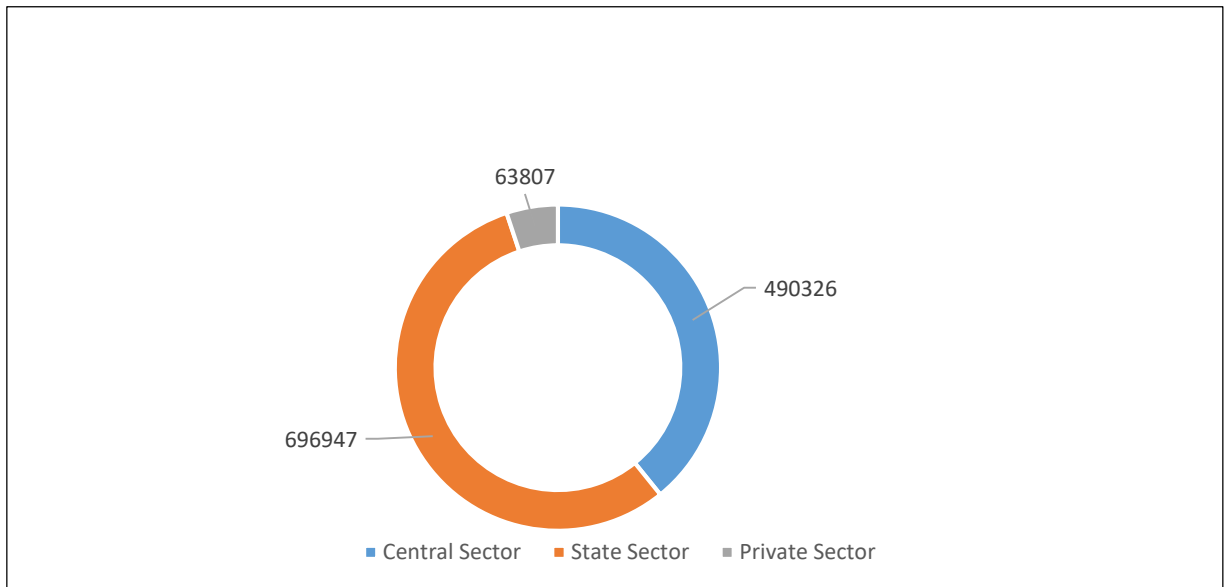
Plan Wise Cumulative Transformation Capacity (in MVA)



Voltage Wise Transformation Capacity (in MVA)



Sector Wise Transformation Capacity (in MVA)



Growth summary of Substations (220 kV and above)

(All fig. in MVA)

Period	± 800 kV HVDC				± 500 kV HVDC				± 320 kV HVDC				765 kV				400 kV				220 kV				Grand Total			
	Central	State	JV/Private	Total	Central	State	JV/Private	Total	Central	State	JV/Private	Total	Central	State	JV/Private	Total	Central	State	JV/Private	Total	Central	State	JV/Private	Total	Central	State	JV/Private	Total
6th plan (1980-85)	0	0	0	0	0	0	0	0	0	0	0	0	0	0	0	0	715	8615	0	9330	500	36791	0	37291	1215	45406	0	46621
7th plan (1985-90)	0	0	0	0	0	0	0	0	0	0	0	0	0	0	0	0	6760	14820	0	21580	1881	51861	0	53742	8641	66681	0	75322
8th plan (1992-97)	0	0	0	0	0	0	0	0	0	0	0	0	0	0	0	0	17340	23525	0	40865	2566	81611	0	84177	19906	105136	0	125042
9th plan (1997-2002)	0	0	0	0	3500	1700	0	5200	0	0	0	0	0	0	0	0	23575	36805	0	60380	2866	113497	0	116363	29941	152002	0	181943
10th plan (2002-2007)	0	0	0	0	6500	1700	0	8200	0	0	0	0	0	0	0	0	40455	52487	0	92942	4276	152221	0	156497	51231	206408	0	257639
11th Plan (2007-12)	0	0	0	0	8250	1500	0	9750	0	0	0	0	24000	1000	0	25000	77225	73172	630	151027	6436	215771	1567	223774	115911	291443	2197	409551
12th Plan (2012-17)	6000	0	0	6000	9500	1500	2500	13500	0	0	0	0	138000	15000	14500	167500	116170	119117	5520	240807	9046	302345	1567	312958	278716	437962	24087	740765
2017-22	18000	0	0	18000	9500	1500	2500	13500	2000	0	0	2000	217700	19000	20500	257200	181135	193128	18850	393113	11901	406779	1957	420637	440236	620407	43807	1104450
Upto March 2023	18000	0	0	18000	9500	1500	2500	13500	2000	0	0	2000	231200	22000	23500	276700	195985	208913	20850	425748	13921	428526	1957	444404	470606	660939	48807	1180352
Up to March-24	18000	0	0	18000	9500	1500	2500	13500	2000	0	0	2000	235700	28000	31000	294700	210605	218978	28350	457933	14521	448469	1957	464947	490326	696947	63807	1251080