



भारत सरकार
Government of India
विद्युत मंत्रालय
Ministry of Power
केन्द्रीय विद्युत प्राधिकरण
Central Electricity Authority
नवीकरणीय परियोजना प्रबोधन प्रभाग
Renewable Project Monitoring Division

मासिक नवीकरणीय ऊर्जा उत्पादन रिपोर्ट

Monthly Renewable Energy Generation Report



जुलाई 2024
July 2024

Table of Contents

Table No.	Titles	Page No.
1.	Summary of All India Total Renewable Energy Generation	3
Figure 1	All India Monthly Energy Generation(July 2024) in India and Share of RE	4
Figure 2	All India Cummulative (April 24- July 24) Energy Generation in India and Share of RE	5
Figure 3	Source wise breakup of RE Generation of July 2024	6
Figure 4	Source wise breakup of Cumulative (April 24- July 24) RE Generation	7
2.	State wise Renewable Energy Generation	8
2.1	Renewable Energy Generation from ISGS Plants	10
2.2	Renewable Energy Generation from CPSU Plants	14
3.	State wise Wind Power Generation	17
4.	State wise Solar Power Generation	19
5.	State wise Biomass Power Generation	21
6.	State wise Bagasse Power Generation	23
7.	State wise Small Hydro Power Generation	25
8.	State wise Others Power Generation	27
9.	State wise Large Hydro Power Generation	29

Summary of All India Total Renewable Energy Generation

Category	Installed Capacity (MW) (as on 31.07.2024)	Monitored Capacity (MW) (as on 31.07.2024) for which generation data is available	RE Generation (MU) July'2024	RE Generation (MU) July'2023	% of same Month Last Year	RE Generation(MU) April'2024- July'2024	RE Generation(MU) April'2023- July'2023	% of same period Last Year
पवन/Wind	47075.43	46606.28	13627.00	12449.42	109.46	36748.80	36374.01	101.03
सौर/Solar	87207.97	72932.84(*)	10356.35	8435.40	122.77	46469.05	39137.81	118.73
बायोमास/Biomass	10355.35	9848.42	284.12	261.65	108.59	1131.44	1162.39	97.34
बगास/Bagasse			132.36	120.72	109.64	1419.15	1840.95	77.09
लघु जल विद्युत्/Small Hydro	5036.75	4011.28	1323.02	1249.04	105.92	3427.39	3297.86	103.93
बृहत् जल विद्युत् / Large Hydro(\$)	46928.17	46928.17	17562.91	17924.48	97.98	52441.16	52446.38	99.99
अन्य/Others	600.86	832.89	245.11	232.27	105.52	961.32	926.61	103.75
कुल/Total	197204.53	181159.88	43530.87	40672.99	107.03	142598.31	135186.02	105.48

(*) Solar Installed capacity including 2.5 GW rooftop solar.

(\$) Large Hydro Generation data excluding import from Bhutan. However, the import from Bhutan during July 2024

And April 24 –July 24 are 1166.70 MUs and 1910.70 MUs respectively.

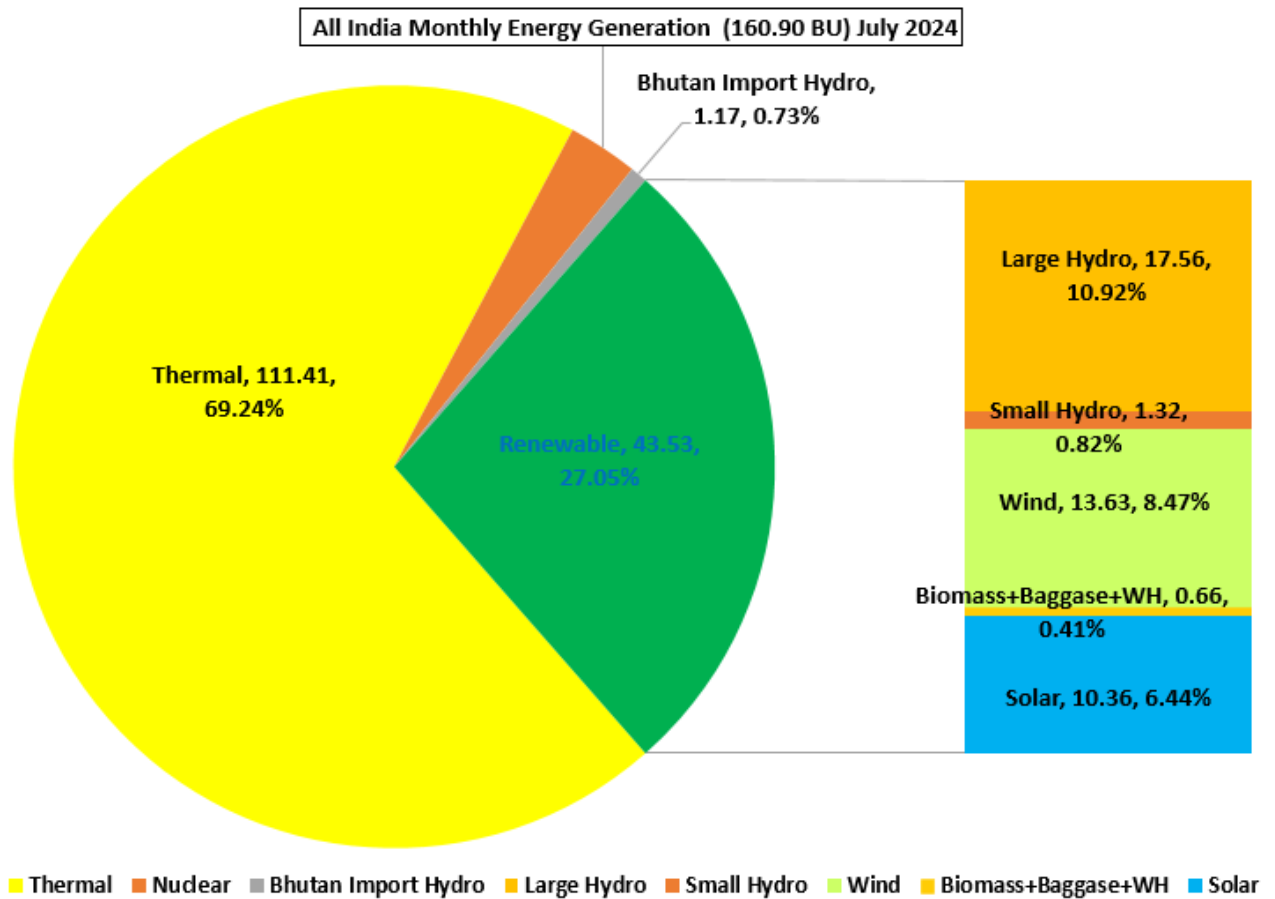


Figure 1: All India Monthly Energy Generation in India and Share of RE

All India Cumulative Energy Generation (646.24 BU) April-July 2024

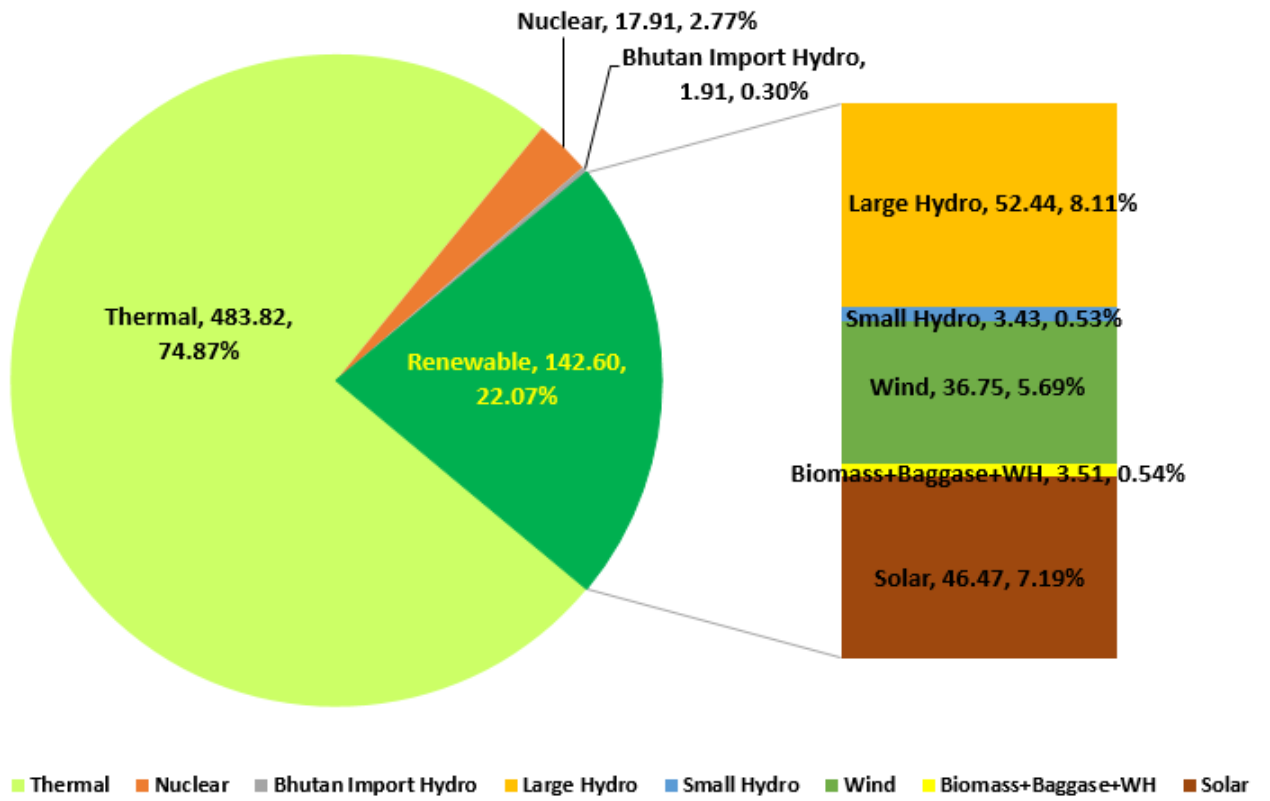


Figure 2 :All India Cummulative Energy Generation in India and Share of RE

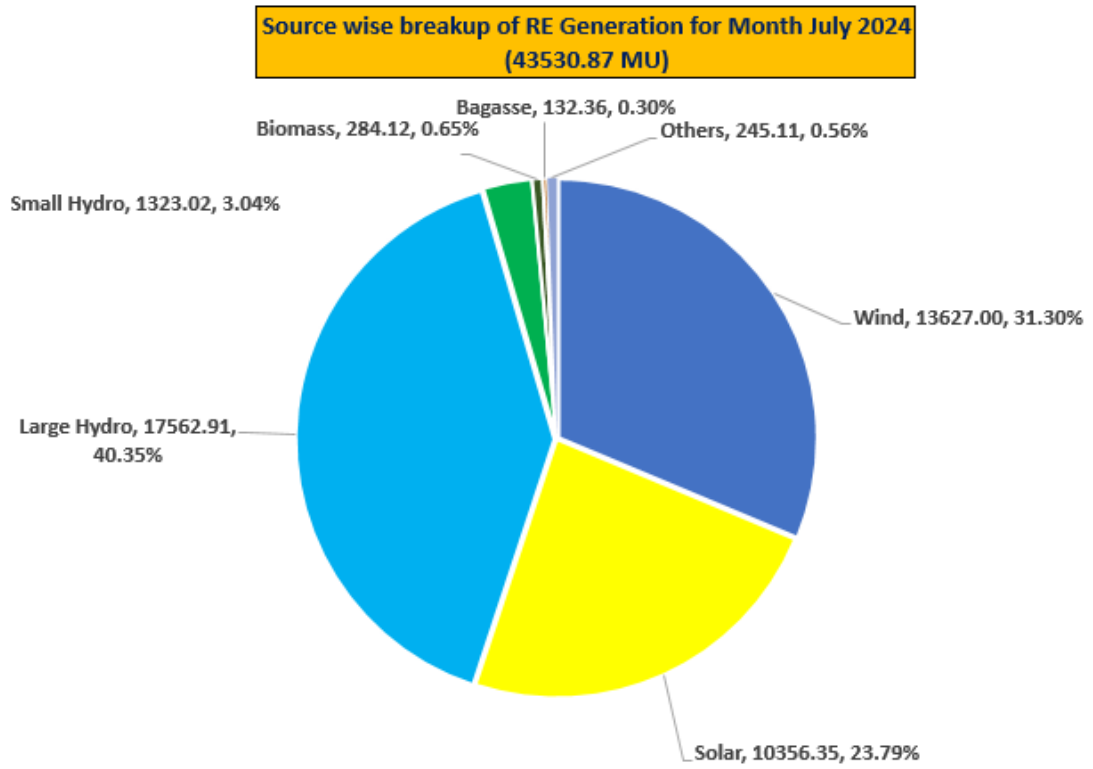


Figure 3: Source wise breakup of RE Generation of July 2024.

Source wise breakup of cumulative RE Generation for April 24 to July 2024 (142598.31 MU)

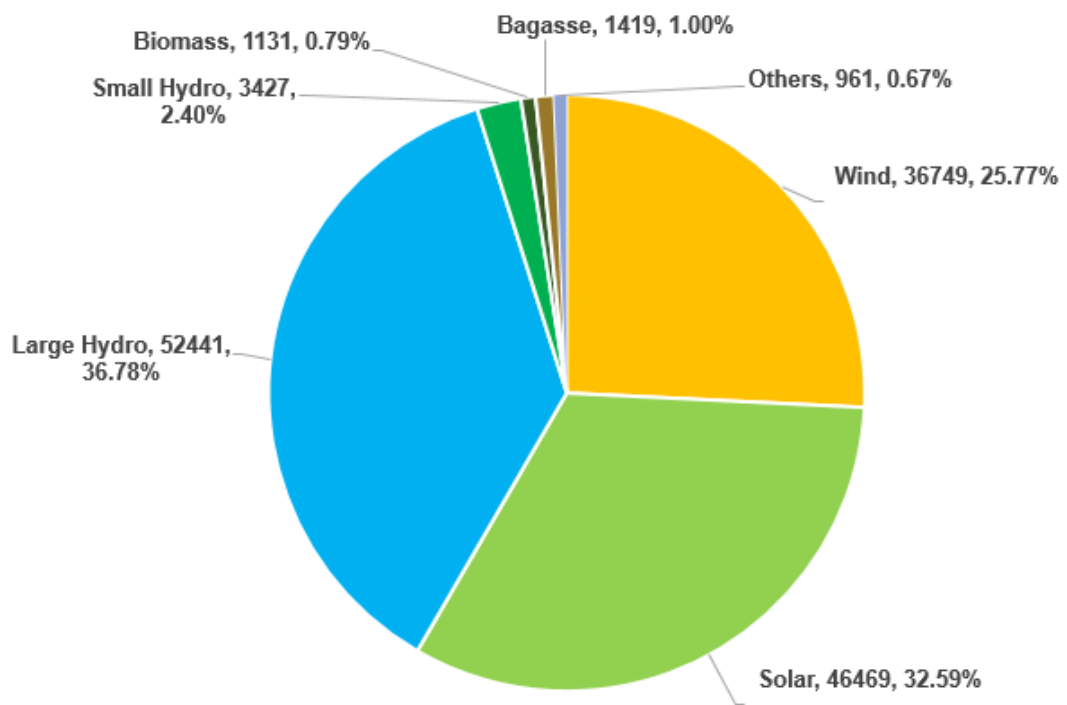


Figure 4 :Source wise breakup of Cumulative RE Generation

State wise Renewable Energy Generation

Name of State/UT	RE Generation(MU) July 2024	RE Generation(MU) July 2023	RE Generation(MU) April 2024- July 2024	RE Generation(MU) April 2023- July 2023
उत्तरी क्षेत्र / NORTHERN REGION				
चंडीगढ़/ Chandigarh	0.68	0.59	3.62	5.52
दिल्ली / Delhi #	60.15	59.75	258.81	229.23
हरियाणा / Haryana*	175.86	116.34	703.44	469.72
हिमाचल प्रदेश / Himachal Pradesh	6703.35	6101.99	20004.40	16637.93
जम्मू कश्मीर / Jammu & Kashmir	2265.35	2279.93	8075.59	8219.87
लद्दाख / Ladakh*	64.75	65.71	179.59	150.80
पंजाब / Punjab	836.79	1085.80	2835.70	3447.01
राजस्थान / Rajasthan	4974.71	3984.57	20076.29	16955.46
उत्तर प्रदेश / Uttar Pradesh	463.29	478.60	2243.32	2412.51
उत्तराखंड / Uttarakhand *	2183.80	1979.32	5632.28	5327.69
उप-कुल उत्तरी क्षेत्र / SUB TOTAL(NR)	17728.73	16152.60	60013.03	53855.73
पश्चिमी क्षेत्र / WESTERN REGION				
छत्तीसगढ़ / Chhattisgarh	256.23	211.35	1056.89	820.69
गुजरात / Gujarat	4386.18	3347.43	17866.41	14964.06
मध्य प्रदेश / Madhya Pradesh	1364.73	1502.77	5971.04	5079.83
महाराष्ट्र / Maharashtra	2476.35	2456.80	8640.30	8759.57
दादर व नगर हवेली और दमन और दिउ / Dadra and Nagar Haveli and Daman and Diu	1.35	1.81	9.07	9.09
गोवा / Goa *	5.44	6.99	21.75	22.90
उप-कुल पश्चिमी क्षेत्र / Sub Total (WR)	8490.29	7527.15	33565.46	29656.14
दक्षिणी क्षेत्र / SOUTHERN REGION				
आन्ध्र प्रदेश / Andhra Pradesh	1910.01	2550.43	6610.35	7432.96
तेलंगाना / Telangana	739.04	616.81	2774.20	2817.04
कर्नाटक / Karnataka	5356.68	4013.69	14527.84	14015.24
केरल / Kerala	1040.33	639.44	3418.07	2790.34
तमिल नाडु / Tamil Nadu	5633.07	5061.72	14012.25	13461.88
लक्षद्वीप /Lakshadweep *	0.01	0.01	0.03	0.03
पुडुचेरी / Puducherry*	1.02	1.02	4.08	4.08
उप-कुल दक्षिणी क्षेत्र / SUB TOTAL(SR)	14680.16	12883.12	41346.82	40521.57
पूर्वी क्षेत्र/ EASTERN REGION				
अण्डमान एवं निकोबार/ Andaman Nicobar	3.60	2.85	12.50	11.15
बिहार / Bihar	32.14	18.96	111.81	103.75
झारखण्ड / Jharkhand*	11.73	7.23	45.43	28.85
ओडिशा/ Odisha	608.04	805.07	2098.10	2278.48
सिक्किम / Sikkim *	350.62	1784.00	744.15	4662.89

Name of State/UT	RE Generation(MU) July 2024	RE Generation(MU) July 2023	RE Generation(MU) April 2024- July 2024	RE Generation(MU) April 2023- July 2023
पश्चिम बंगाल / West Bengal	451.22	523.65	1500.22	1725.46
उप-कुल पूर्वी क्षेत्र / SUB TOTAL (ER)	1457.36	3141.76	4512.21	8810.58
उत्तर-पूर्वी क्षेत्र / NORTH-EASTERN REGION				
अरुणाचल प्रदेश / Arunachal Pradesh *	603.55	696.96	1693.76	1643.55
असम / Assam	188.15	67.46	582.55	231.24
मणिपुर / Manipur*	78.87	13.78	199.99	32.98
मेघालय / Meghalaya*	190.48	133.42	477.22	310.36
मिज़ोरम / Mizoram *	48.85	14.85	103.98	56.23
नागालैंड / Nagaland	63.94	41.40	101.32	65.67
त्रिपुरा / Tripura	0.50	0.49	1.98	1.97
उप-कुल उत्तर-पूर्वी क्षेत्र / SUB TOTAL (NER)	1174.34	968.36	3160.78	2342.00
सम्पूर्ण भारत (कुल) / ALL INDIA TOTAL	43530.87	40672.99	142598.31	135186.02

1. Data as received from SLDC of the respective states or from the electricity department.
 2. Figure given above indicates injected generation of all power stations (Central, State & Private Sector) located geographically in the respective State/UT.
- * Data has been taken provisionally as of RE generation report of June 2024

Generation from other sources has been received .However solar power generation considered as on June 2024.

- NOTE:**
1. Generation from ISGS and CPSU owned RE generating stations according to physical location is included in respective State in Renewable Energy Generation Sheet in the above Renewable Energy Generation Sheet.
 2. Lakshadweep and Andaman Nicobar Islands are operating as isolated systems.

Renewable Energy Generation from ISGS Plants for July 2024

Station	State/ Region	Sector (Central/State/ Private)	Type	Generation (MU)
Unchahar NTPC	Uttar Pradesh	Central	Solar	1.03
Dadri NTPC	Uttar Pradesh	Central	Solar	0.45
Singrauli NTPC	Uttar Pradesh	Central	Solar	1.48
Auraiya NTPC	Uttar Pradesh	Central	Solar	4.73
Kolayat NTPC	Rajasthan	Central	Solar	88.36
Nokhra NTPC	Rajasthan	Central	Solar	59.45
Devikot NTPC	Rajasthan	Central	Solar	46.06
ABC Renewable Energy	Rajasthan	Private	Solar	64.60
Acme Chittorgarh Energy Pvt Ltd.	Rajasthan	Private	Solar	54.19
Acme Heergharh Powertech Pvt Ltd	Rajasthan	Private	Solar	65.10
Adani Hybrid Energy Jaisalmer Four Limited	Rajasthan	Private	Solar	162.56
Adani Hybrid Energy Jaisalmer One Limited	Rajasthan	Private	Solar	80.83
Adani Hybrid Energy Jaisalmer Three Limited	Rajasthan	Private	Solar	76.86
Adani Hybrid Energy Jaisalmer Two Limited	Rajasthan	Private	Solar	78.60
ADANI SEJ2PL M	Rajasthan	Private	Solar	29.11
ADANI SEJ2PL P	Rajasthan	Private	Solar	30.30
ALTRA XERGI	Rajasthan	Private	Solar	80.78
AMP Energy Green Five	Rajasthan	Private	Solar	23.03
AMP Energy Green Six	Rajasthan	Private	Solar	25.47
AMPLUS_AGES	Rajasthan	Private	Solar	23.61
ASERJ2PL	Rajasthan	Private	Solar	43.14
ASERJ2PL_INFRM	Rajasthan	Private	Solar	3.90
ASERJ2PL_BHDL	Rajasthan	Private	Solar	33.33
Adani Renewable Energy RJ Limited (RERJL)	Rajasthan	Private	Solar	42.43
Adani Jaisalmer One SEPL Solar	Rajasthan	Private	Solar	89.53
Adani SB Energy Four Pvt. Ltd.(SE4PL(Kilaj Solar))	Rajasthan	Private	Solar	11.23
M/S Adani Solar Energy Four PVT. LTD.L(Adani SEJ5PL)	Rajasthan	Private	Solar	40.00
Adani SB Energy Four Pvt. Ltd. (SERJ1PL)	Rajasthan	Private	Solar	61.21
Adept_ Renewable	Rajasthan	Private	Solar	27.41
Avaada Sunrays Energy Private Limited	Rajasthan	Private	Solar	68.01
Avaada RJHN Private Limited	Rajasthan	Private	Solar	46.24
Avaada Sunce Energy Private Limited	Rajasthan	Private	Solar	67.27
Avaada Sustainable RJ Project Private Ltd.	Rajasthan	Private	Solar	59.22
Ayana Renewable Three	Rajasthan	Private	Solar	22.12
Ayana Renewable Three Infirm	Rajasthan	Private	Solar	22.49
Ayana Renewable Power One Private Limited	Rajasthan	Private	Solar	61.20

Station	State/ Region	Sector (Central/State/ Private)	Type	Generation (MU)
Azure Power Forty One Private Limited	Rajasthan	Private	Solar	61.66
Azure Power Forty Three Private Ltd	Rajasthan	Private	Solar	118.54
AZURE SOLAR	Rajasthan	Private	Solar	36.28
Azure Power Maple Pvt Ltd	Rajasthan	Private	Solar	63.71
AZURE POWER THIRTY FIVE	Rajasthan	Private	Solar	26.14
Clean Solar Power (Jodhpur) Pvt Ltd	Rajasthan	Private	Solar	40.02
Clean Solar Power (Bhadla) Pvt Ltd	Rajasthan	Private	Solar	66.32
Eden Renewable Cite Private Limited	Rajasthan	Private	Solar	65.73
GRIAN ENERGY	Rajasthan	Private	Solar	23.39
M/S Adani Solar Energy Jodhpur Two Ltd	Rajasthan	Private	Solar	11.31
MEGA SOILS RENEWABLE PRIVATE LIMITED	Rajasthan	Private	Solar	52.67
Mega Surya Urja Pvt. Ltd	Rajasthan	Private	Solar	50.96
M/S. ONEVOLT Energy Private Limited	Rajasthan	Private	Solar	22.51
Nidan Solar Fatehgar	Rajasthan	Private	Solar	61.89
Renew Solar Energy (Jharkhand Three) Pvt Ltd	Rajasthan	Private	Solar	61.95
Renew Solar Power Pvt Ltd	Rajasthan	Private	Solar	11.24
Renew Solar Power Pvt Ltd. Bikaner	Rajasthan	Private	Solar	48.50
Renew Solar Urja Pvt Ltd	Rajasthan	Private	Solar	60.72
Renew Sun Bright Pvt Ltd	Rajasthan	Private	Solar	61.13
Renew Sun Waves Private Limited	Rajasthan	Private	Solar	62.78
Renew Surya Pratap	Rajasthan	Private	Solar	42.26
Renew Surya Ravi Pvt Ltd	Rajasthan	Private	Solar	58.99
Rising Sun Energy	Rajasthan	Private	Solar	40.99
Serentica Renewables	Rajasthan	Private	Solar	42.67
Renew Surya Roshni	Rajasthan	Private	Solar	76.76
Renew Surya Vihaan	Rajasthan	Private	Solar	20.20
Renew Surya Ayaan	Rajasthan	Private	Solar	59.41
Tata Power Green Energy Limited	Rajasthan	Private	Solar	42.43
Tata Power Renewable Energy Ltd	Rajasthan	Private	Solar	60.46
TESEPL	Rajasthan	Private	Solar	10.99
Thar Surya 1	Rajasthan	Private	Solar	61.49
TPSL Banderwala	Rajasthan	Private	Solar	42.10
TPSL BKN2 INF	Rajasthan	Private	Solar	20.73
TP SAURYA	Rajasthan	Private	Solar	20.13
Transition Energy	Rajasthan	Private	Solar	20.09
Transition Green Energy	Rajasthan	Private	Solar	23.31
Adani Hybrid Energy Jaisalmer Four Limited	Rajasthan	Private	Wind	105.77

Station	State/ Region	Sector (Central/State/ Private)	Type	Generation (MU)
Adani Hybrid Energy Jaisalmer One Limited	Rajasthan	Private	Wind	23.54
Adani Hybrid Energy Jaisalmer Three Limited	Rajasthan	Private	Wind	15.77
Adani Hybrid Energy Jaisalmer Two Limited	Rajasthan	Private	Wind	16.11
Adani Jaisalmer One SEPL Wind	Rajasthan	Private	Wind	25.37
Northern Region Total				3532.35
Beempow Energy	Madhya Pradesh	Private	Solar	45.82
Arinsun Solar (Barsaitadesh)	Madhya Pradesh	Private	Solar	35.00
Mahindra Solar (Badwar)	Madhya Pradesh	Private	Solar	34.56
AVAADA_AGAR_RUMS	Madhya Pradesh	Private	Solar	26.32
Athena_RUMS	Madhya Pradesh	Private	Solar	36.32
Masaya BWSPRA_KNDW	Madhya Pradesh	Private	Solar	29.41
Sherisha Raipur	Chhattisgarh	Private	Solar	4.72
Solapur Solar	Maharashtra	Central	Solar	1.23
AREH4L_PSS1	Gujarat	Private	Solar	176.89
Electro Solaire Private Limited (ESPL RSP Solar)	Gujarat	Private	Solar	33.45
Tata Power Renewable Energy Limited (TPREL RSP Solar)	Gujarat	Private	Solar	16.73
Gujarat Industries Power Company Limited (GIPCL RSP Solar)	Gujarat	Private	Solar	17.73
Powerica Wind	Gujarat	Private	Solar	17.34
RPL_SECI-II	Gujarat	Private	Solar	60.38
Kawas NTPC	Gujarat	Central	Solar	4.95
Gandhar_Solar	Gujarat	Private	Solar	1.83
GSECL RSP	Gujarat	Private	Solar	1.76
AGE25BL_PSS2_KPS1_SI	Gujarat	Private	Solar	107.72
AGE24AL	Gujarat	Private	Solar	47.57
Alfanar	Gujarat	Private	Wind	75.34
AWEK1L WIND (RATADIYA)	Gujarat	Private	Wind	141.96
Adani Wind Energy Kutchh Four Limited (AWEK4L)	Gujarat	Private	Wind	98.91
Adani Wind Energy MP One Private Limited (AWEMP1PL)	Gujarat	Private	Wind	92.72
Green Infra Wind Energy Limited SECI-II (Giwel-II Wind (Vadva))	Gujarat	Private	Wind	63.98
Green Infra Wind Energy Limited SECI-III (Giwel-III Wind (Naranpar))	Gujarat	Private	Wind	68.74
GSECL_PH2	Gujarat	Private	Wind	9.67
Ostro Kutch Wind Private Limited (OKWPL)	Gujarat	Private	Wind	74.47
Renew Wind Energy (AP2) Private Limited (Ghadsisa)	Gujarat	Private	Wind	79.76
Avikiran Solar India Private Limited (ASIPL), Baranda	Gujarat	Private	Wind	50.32
Apraava Khkrda Jam	Gujarat	Private	Wind	85.80
Netra Kotda	Gujarat	Private	Wind	44.42

Station	State/ Region	Sector (Central/State/ Private)	Type	Generation (MU)
Torrent Sidpur Jam	Gujarat	Private	Wind	44.50
TP SAURYA UNIT-2	Gujarat	Private	Wind	3.61
SITAC	Gujarat	Private	Wind	93.11
SRIJAN	Gujarat	Private	Wind	36.18
NVWEPL_DAYAPAR_BHJ_W	Gujarat	Private	Wind	78.78
SGEL RSP	Gujarat	Private	Wind	13.25
TPSOURY KWAI	Gujarat	Private	Wind	9.16
Western Region Total				1864.41
Beetam(Tuticorin)	Tamil Nadu	Private	Wind	117.46
GRTJIPL	Tamil Nadu	Private	Solar	26.49
Mytra	Tamil Nadu	Private	Wind	115.56
Orange	Tamil Nadu	Private	Wind	103.34
Green Infra	Tamil Nadu	Private	Wind	131.65
Hiriyur Ostro	Tamil Nadu	Private	Wind	163.03
Sprng Renewable Energy Pvt Ltd(Pugalur)	Tamil Nadu	Private	Wind	116.53
JSW Renew Energy Two Limited (Tuticorin)	Tamil Nadu	Private	Wind	118.46
JSW Renew Energy Two Limited (Tuticorin)_infirm	Tamil Nadu	Private	Wind	2.07
JSW Savlaperi	Tamil Nadu	Private	Wind	77.45
JSW Savlaperi infirm	Tamil Nadu	Private	Wind	4.58
Ettayapuram NTPC	Tamil Nadu	Central	Solar	42.38
ARPSPL KOPPAL	Karnataka	Private	Wind	155.21
RSOPL KOPPAL	Karnataka	Private	Wind	142.70
RSOPL KOPPAL infirm	Karnataka	Private	Wind	12.72
RSRPL KOPPAL	Karnataka	Private	Wind	135.97
Serentica_koppal	Karnataka	Private	Wind	16.98
Ramagundam Floating Solar	Telangana	Central	Solar	11.39
Simhadri Floating Solar	Andhra Pradesh	Central	Solar	2.67
Southern Region Total				1496.64
All India Total				6893.40

Note – 1.Generation from ISGS Projects is prepared from block wise data received from RPCs.

2.Generation of ISGS generating stations is included in respective state in Renewable Energy Generation Sheet according to physical location so their generation should not be considered additional generation.

Renewable Energy Generation from CPSU Plants

Name of CPSU	Name of State	Installed Capacity (MW)	Source	RE Generation (MU) July'2024	RE Generation (MU) July'2023	RE Generation (MU) April 2024- July 2024	RE Generation (MU) April 2023- July 2024
NTPC							
Faridabad_Solar	Haryana	5	Solar	0.46	0.49	2.14	2.31
Bhadla	Rajasthan	260	Solar	37.18	36.14	150.27	148.41
Jetsar	Rajasthan	160	Solar	32.21	29.88	135.03	132.05
Fatehgarh	Rajasthan	296	Solar	62.85	19.55	263.91	215.10
Devikot	Rajasthan	240	Solar	46.47	45.93	192.64	195.77
Nokhra	Rajasthan	300	Solar	59.56	54.21	246.19	235.63
Anta Solar	Rajasthan	90	Solar	15.00	0.00	55.09	0.00
Dadri_Solar	Uttar Pradesh	5	Solar	0.44	0.47	2.19	2.25
Unchahar_Solar	Uttar Pradesh	10	Solar	1.03	1.14	4.93	5.17
Singrauli_Solar	Uttar Pradesh	15	Solar	1.54	1.78	7.22	7.31
Auraiya	Uttar Pradesh	40	Solar	4.07	5.79	24.66	26.24
Small Hydro Vindhyachal	Uttar Pradesh	8	Small Hydro	3.67	3.55	13.11	14.27
Ayodhya	Uttar Pradesh	14	Solar	3.70	0.00	11.75	0.00
Chattargarh	Rajasthan	150	Solar	30.39	0.00	122.12	0.00
Rojmal	Gujarat	50	Wind	11.07	10.32	39.60	41.87
Dayapar	Gujarat	50	Wind	10.74	0.00	44.33	0.00
Rajgarh_Solar	Madhya Pradesh	50	Solar	4.45	4.68	23.69	23.84
Mandsaur	Madhya Pradesh	250	Solar	22.24	25.47	120.94	125.78
Solapur	Maharashtra	10	Solar	1.27	1.11	6.48	6.13
Anantapuram	Andhra Pradesh	250	Solar	23.92	0.00	124.00	96.28
Ramagundam	Telangana	110	Solar	11.77	10.33	69.04	69.28
Andaman & Nicobar	Andaman & Nicobar	5	Solar	0.41	0.38	1.82	1.88
Talchar_Solar	Orissa	10	Solar	0.65	0.91	3.96	4.37
Solar_Bilhaur	Uttar Pradesh	225	Solar	36.20	35.78	175.81	165.08
Simhadri Floating Project	Andhra Pradesh	25	Solar	2.62	3.42	15.38	17.25
Kayamkulam	Kerala	92	Solar	14.46	16.06	61.98	69.42
Kawas	Gujarat	56	Solar	4.99	6.55	35.34	35.46
Gandhar	Gujarat	20	Solar	1.92	1.56	13.14	9.77
Shambu ki Burj-I	Rajasthan	250	Solar	54.29	50.54	224.94	214.21
Shambu ki Burj-II	Rajasthan	150	Solar	33.64	30.61	142.61	134.10
Ettayapuram	Tamil Nadu	230	Solar	42.69	41.93	169.38	162.67
Total NTPC		3426		575.89	438.58	2503.70	2161.90
THDC							
Patan Wind Power Project	Gujarat	50.00	Wind	8.33	3.98	32.96	30.32

Name of CPSU	Name of State	Installed Capacity (MW)	Source	RE Generation (MU) July'2024	RE Generation (MU) July'2023	RE Generation (MU) April 2024- July 2024	RE Generation (MU) April 2023- July 2024
Devbhumi Dwarka Wind Power Project	Gujarat	63.00	Wind	14.86	14.49	51.57	48.65
Solar Kasaragod	Kerala	50.00	Solar	4.00	4.83	25.84	30.38
Rishikesh office Premises	Uttar Pradesh	0.50	Solar	0.03	0.04	0.19	0.19
Dhukwan SHEP Jhansi,UP	Uttar Pradesh	24.00	Small Hydro	1.90	6.70	7.51	15.77
Total THDC		187.50		29.12	30.04	118.07	125.31
NHPC							
Wind Power Project	Rajasthan	50.00	Wind	6.22	6.26	19.21	20.24
Solar Power Project	Tamilnadu	50.00	Solar	6.42	7.39	29.94	24.43
Total NHPC		100.00		12.64	13.65	49.15	44.67
ONGC							
Bhuj	Gujarat	51.00	Wind	6.78	6.49	29.65	11.51
Jaisalmer	Rajasthan	102.00	Wind	13.37	11.70	48.65	38.90
Assam	Assam	1.66	Solar	0.13	0.00	0.51	0.15
Assam	Assam	1.09	Solar	0.11	0.03	0.45	1.56
Tripura	Tripura	0.25	Solar	0.02	0.00	0.08	0.72
Rajahmundry,Base Complex	Andhra Pradesh	1.00	Solar	0.05	0.01	0.35	0.83
Tati Paka, Rajahmundry	Andhra Pradesh	5.00	Solar	0.42	0.48	2.59	1.20
Cauvery	Tamil Nadu	0.46	Solar	0.03	0.00	0.18	0.13
Vagara, Ankleshwar	Gujarat	5.00	Solar	0.47	0.56	2.75	2.15
Gujarat	Gujarat	4.23	Solar	0.37	0.00	1.43	0.48
Jodhpur	Rajasthan	0.16	Solar	0.02	0.00	0.08	0.15
Jaisalmer	Rajasthan	0.16	Solar	0.02	0.00	0.07	0.15
Uttarakhand	Uttarakhand	1.24	Solar	0.08	0.00	0.31	0.02
Goa	Goa	1.00	Solar	0.05	0.03	0.24	0.14
Hazira	Gujarat	10.00	Solar	0.57	0.00	4.81	0.01
Hazira	Gujarat	5.00	Solar	0.39	0.00	2.84	0.04
Mumbai (Uran & NBP Green Heights)	Maharashtra	0.29	Solar	0.08	0.00	0.45	0.01
DDU, Bhawan, Delhi	Delhi	0.30	Solar	0.01	0.00	0.12	0.03
ONGC Colony Noida	Uttar Pradesh	0.06	Solar	0.00	0.00	0.02	0.00
EOA Logistics Park, Kakinada	Andhra Pradesh	1.00	Solar	0.09	0.00	0.37	0.00
Cambay	Gujarat	2.00	Solar	0.20	0.00	1.19	0.00

Name of CPSU	Name of State	Installed Capacity (MW)	Source	RE Generation (MU) July'2024	RE Generation (MU) July'2023	RE Generation (MU) April 2024- July 2024	RE Generation (MU) April 2023- July 2024
Total ONGC		189.05		23.24	19.29	97.13	58.18
SJVN Limited							
Khirvire Wind Power	Maharashtra	47.60	Wind	12.63	10.13	27.08	27.00
Sadla Wind Power	Gujarat	50.00	Wind	10.07	9.50	39.46	45.72
Charanka Solar Power	Gujarat	5.60	Solar	0.52	0.53	2.95	2.89
Wadhal Solar Power Project	Himachal Pradesh	1.00	Solar	0.12	0.02	0.52	0.39
Gurhah	Uttar Pradesh	75.00	Solar	10.89	0.00	55.11	0.00
Gujari	Uttar Pradesh	50.00	Solar	7.60	0.00	35.45	0.00
Parasan Solar Power	Uttar Pradesh	75.00	Solar	11.67	12.30	56.48	57.53
Total SJVN		304.20		53.50	32.47	217.05	133.52
Oil India Ltd							
Oil India Ltd	Rajasthan	14.00	Solar	2.05	2.03	8.42	8.58
Oil India Ltd	Rajasthan	67.60	Wind	8.38	5.02	30.48	24.00
Oil India Ltd	Gujarat	43.30	Wind	9.64	7.65	35.83	36.67
Oil India Ltd	Madhya Pradesh	63.20	Wind	11.05	6.68	44.74	39.31
Total Oil India Ltd		188.10		31.12	21.37	119.47	108.55
NEEPCO							
NEEPCO	Tripura	5.00	Solar	0.48	0.49	1.92	1.43
NEEPCO	Assam	25.00	Small Hydro	18.78	18.10	66.95	34.99
NEEPCO Total		30.00		19.27	18.59	68.88	36.42
DVC							
DVC	West Bangal	10.10	Solar	1.27	0.01	6.25	0.02
DVC	Jharkhand	4.00	Small Hydro	0.00	0.00	0.00	0.00
Total DVC		4.08		1.27	0.01	6.25	0.02
All India Total		4442.79		746.05	574.00	3179.71	2668.57

Note:

- 1.Generation of CPSU owned RE generating stations is included in respective state in Renewable Energy
- 2.Generation Sheet according to physical location so their generation should not be considered additional generation.

State wise Wind Power Generation

Name of State/UT	Wind Power Generation(MU) July'2024	Wind Power Generation(MU) July'2023	Wind Power Generation(MU) April'2024- July'2024	Wind Power Generation(MU) April'2023- July'2023
उत्तरी क्षेत्र / NORTHERN REGION				
चंडीगढ़/ Chandigarh	0.00	0.00	0.00	0.00
दिल्ली / Delhi	0.00	0.00	0.00	0.00
हरियाणा / Haryana	0.00	0.00	0.00	0.00
हिमाचल प्रदेश/ Himachal Pradesh	0.00	0.00	0.00	0.00
जम्मू कश्मीर / Jammu & Kashmir	0.00	0.00	0.00	0.00
लद्दाख / Ladakh	0.00	0.00	0.00	0.00
पंजाब / Punjab	0.00	0.00	0.00	0.00
राजस्थान / Rajasthan	776.82	730.09	3047.62	3382.72
उत्तर प्रदेश /Uttar Pradesh	0.00	0.00	0.00	0.00
उत्तराखंड / Uttarakhand	0.00	0.00	0.00	0.00
उप-कुल उत्तरी क्षेत्र /SUB TOTAL (NR)	776.82	730.09	3047.62	3382.72
पश्चिमी क्षेत्र / WESTERN REGION				
छत्तीसगढ़ / Chhattisgarh	0.00	0.00	0.00	0.00
गुजरात / Gujarat	2878.04	2118.65	10626.02	9818.58
मध्य प्रदेश / Madhya Pradesh	529.59	415.43	2058.91	2087.94
महाराष्ट्र / Maharashtra	1649.28	1587.67	3797.99	3897.61
दादर व नगर हवेली और दमन और दिउ / Dadra and Nagar Haveli and Daman and Diu	0.00	0.00	0.00	0.00
गोवा / Goa	0.00	0.00	0.00	0.00
उप-कुल पश्चिमी क्षेत्र / Sub Total (WR)	5056.91	4121.76	16482.92	15804.13
दक्षिणी क्षेत्र / SOUTHERN REGION				
आन्ध्र प्रदेश/Andhra Pradesh	1078.07	1843.66	3192.19	3988.96
तेलंगाना / Telangana	58.04	54.96	128.85	131.47
कर्नाटक / Karnataka	2849.14	2009.22	5945.07	4782.19
केरल / Kerala	21.01	23.04	51.11	58.59
तमिल नाडू / Tamil Nadu	3787.00	3666.70	7901.03	8225.97
लक्षद्वीप /Lakshadweep	0.00	0.00	0.00	0.00

Name of State/UT	Wind Power Generation(MU) July'2024	Wind Power Generation(MU) July'2023	Wind Power Generation(MU) April'2024-July'2024	Wind Power Generation(MU) April'2023-July'2023
पुडुचेरी / Puducherry	0.00	0.00	0.00	0.00
उप-कुल दक्षिणी क्षेत्र /SUB TOTAL(SR)	7793.27	7597.58	17218.25	17187.17
पूर्वी क्षेत्र / EASTERN REGION				
अण्डमान एवं निकोबार / Andaman Nicobar	0.00	0.00	0.00	0.00
बिहार / Bihar	0.00	0.00	0.00	0.00
झारखण्ड / Jharkhand	0.00	0.00	0.00	0.00
ओडिशा / Odisha	0.00	0.00	0.00	0.00
सिक्किम / Sikkim	0.00	0.00	0.00	0.00
पश्चिम बंगाल / West Bengal	0.00	0.00	0.00	0.00
उप-कुल पूर्वी क्षेत्र / SUB TOTAL (ER)	0.00	0.00	0.00	0.00
उत्तर-पूर्वी क्षेत्र / NORTH-EASTERN REGION				
अरुणाचल प्रदेश / Arunachal Pradesh	0.00	0.00	0.00	0.00
असम / Assam	0.00	0.00	0.00	0.00
मणिपुर / Manipur	0.00	0.00	0.00	0.00
मेघालय / Meghalaya	0.00	0.00	0.00	0.00
मिज़ोरम / Mizoram	0.00	0.00	0.00	0.00
नागालैंड / Nagaland	0.00	0.00	0.00	0.00
त्रिपुरा / Tripura	0.00	0.00	0.00	0.00
उप-कुल उत्तर-पूर्वी क्षेत्र / SUB TOTAL (NER)	0.00	0.00	0.00	0.00
सम्पूर्ण भारत (कुल) / ALL INDIA TOTAL	13627.00	12449.42	36748.80	36374.02

State wise Solar Power Generation

Name of State/UT	Solar Power Generation (MU) July' 2024	Solar Power Generation(MU) July'2023	Solar Power Generation(MU) April'2024-July'2024	Solar Power Generation(MU) April'2023-July'2023
उत्तरी क्षेत्र / NORTHERN REGION				
चंडीगढ़/ Chandigarh	0.68	0.59	3.62	5.52
दिल्ली / Delhi	17.21	17.21	68.84	68.84
हरियाणा / Haryana	118.98	60.08	475.92	234.44
हिमाचल प्रदेश / Himachal Pradesh	7.63	5.18	30.01	21.71
जम्मू कश्मीर / Jammu & Kashmir	0.00	0.00	0.00	0.00
लद्दाख / Ladakh	0.00	0.00	0.00	0.00
पंजाब / Punjab	135.02	301.99	519.40	1319.12
राजस्थान / Rajasthan	4147.31	3152.47	16854.96	13372.19
उत्तर प्रदेश / Uttar Pradesh	368.01	313.04	1733.38	1461.84
उत्तराखंड / Uttarakhand	27.65	27.65	110.60	110.60
उप-कुल उत्तरी क्षेत्र / SUB TOTAL (NR)	4822.49	3878.21	19796.73	16594.26
पश्चिमी क्षेत्र / WESTERN REGION				
छत्तीसगढ़ / Chhattisgarh	86.79	57.22	499.90	233.94
गुजरात / Gujarat	1185.52	779.54	5983.52	4262.61
मध्य प्रदेश / Madhya Pradesh	390.04	253.98	1917.76	1250.10
महाराष्ट्र / Maharashtra	400.70	329.26	2148.48	1871.07
दादर व नगर हवेली और दमन और दिउ / Dadra and Nagar Haveli and Daman and Diu	0.70	0.65	5.43	5.04
गोवा / Goa	4.76	6.29	19.04	20.39
उप-कुल पश्चिमी क्षेत्र / Sub Total (WR)	2068.50	1426.94	10574.11	7643.16
दक्षिणी क्षेत्र / SOUTHERN REGION				
आन्ध्र प्रदेश / Andhra Pradesh	580.95	538.30	2731.90	2790.89
तेलंगाना / Telangana	416.78	417.62	2305.30	2326.99
कर्नाटक / Karnataka	1006.30	1017.41	5002.64	5083.42
केरल / Kerala	95.70	74.13	550.01	363.79
तमिल नाडु / Tamil Nadu	1241.93	973.37	4916.78	3834.98
लक्षद्वीप / Lakshadweep	0.01	0.01	0.03	0.03
पुडुचेरी / Puducherry	1.02	1.02	4.08	4.08
उप-कुल दक्षिणी क्षेत्र / SUB TOTAL (SR)	3342.69	3021.86	15510.73	14404.18
पूर्वी क्षेत्र/ EASTERN REGION				

Name of State/UT	Solar Power Generation (MU) July' 2024	Solar Power Generation(MU) July'2023	Solar Power Generation(MU) April'2024-July'2024	Solar Power Generation(MU) April'2023-July'2023
अण्डमान एवं निकोबार / Andaman Nicobar	1.82	1.62	8.65	9.14
बिहार / Bihar	28.72	17.59	106.73	66.70
झारखण्ड / Jharkhand	1.47	1.47	5.88	5.88
ओडिशा / Odisha	45.00	50.24	268.80	253.43
सिक्किम / Sikkim	0.00	0.00	0.00	0.00
पश्चिम बंगाल / West Bengal	18.11	10.34	88.45	50.09
उप-कुल पूर्वी क्षेत्र / SUB TOTAL (ER)	95.12	81.26	478.52	385.25
उत्तर-पूर्वी क्षेत्र / NORTH-EASTERN REGION				
अरुणाचल प्रदेश / Arunachal Pradesh	0.06	0.19	0.31	0.76
असम / Assam	25.91	25.54	102.39	104.53
मणिपुर / Manipur	0.71	0.64	2.86	2.63
मेघालय / Meghalaya	0.00	0.00	0.00	0.00
मिज़ोरम / Mizoram	0.35	0.27	1.41	1.06
नागालैंड / Nagaland	0.00	0.00	0.00	0.00
त्रिपुरा / Tripura	0.50	0.49	1.98	1.97
उप-कुल उत्तर-पूर्वी क्षेत्र / SUB TOTAL (NER)	27.54	27.12	108.95	110.95
सम्पूर्ण भारत (कुल) / ALL INDIA TOTAL	10356.35	8435.40	46469.05	39137.81

State wise Biomass Power Generation

Name of State/UT	Biomass Power Generation (MU) July'2024	Biomass Power Generation(MU) July'2023	Biomass Power Generation(MU) April'2024-July'2024	Biomass Power Generation(MU) April'2023-July'2023
उत्तरी क्षेत्र /NORTHERN REGION				
चंडीगढ़ /Chandigarh	0.00	0.00	0.00	0.00
दिल्ली /Delhi	0.00	0.00	0.00	0.00
हरियाणा /Haryana	28.83	28.39	115.32	105.32
हिमाचल प्रदेश /Himachal Pradesh	0.00	0.00	0.00	0.00
जम्मू कश्मीर /Jammu & Kashmir	0.00	0.00	0.00	0.00
लद्दाख /Ladakh	0.00	0.00	0.00	0.00
पंजाब /Punjab	48.06	36.11	217.62	191.44
राजस्थान /Rajasthan	30.56	23.91	129.08	113.38
उत्तर प्रदेश /Uttar Pradesh	2.22	0.34	10.89	13.17
उत्तराखंड /Uttarakhand	0.00	0.00	0.00	0.00
उप-कुल उत्तरी क्षेत्र / SUB TOTAL (NR)	109.67	88.75	472.90	423.31
पश्चिमी क्षेत्र /WESTERN REGION				
छत्तीसगढ़ /Chhattisgarh	134.62	117.77	460.06	494.51
गुजरात /Gujarat	1.58	0.00	6.23	0.00
मध्य प्रदेश /Madhya Pradesh	0.00	7.47	15.79	33.20
महाराष्ट्र /Maharashtra	18.01	22.79	95.47	104.68
दादर व नगर हवेली और दमन और दिउ /Dadra and Nagar Haveli and Daman and Diu	0.66	1.16	3.64	4.05
गोवा /Goa	0.00	0.00	0.00	0.00
उप-कुल पश्चिमी क्षेत्र / Sub Total (WR)	154.87	149.19	581.18	636.44
दक्षिणी क्षेत्र /SOUTHERN REGION				
आन्ध्र प्रदेश /Andhra Pradesh	1.24	1.71	4.88	9.29
तेलंगाना /Telangana	1.65	0.96	3.39	1.91
कर्नाटक /Karnataka	0.93	4.35	3.23	25.09
केरल /Kerala	0.00	0.00	0.00	0.00
तमिल नाडु /Tamil Nadu	8.59	8.85	38.17	37.62
लक्षद्वीप /Lakshadweep	0.00	0.00	0.00	0.00
पुडुचेरी /Puducherry	0.00	0.00	0.00	0.00
उप-कुल दक्षिणी क्षेत्र / SUB TOTAL (SR)	12.41	15.86	49.67	73.91
पूर्वी क्षेत्र /EASTERN REGION				
अण्डमान एवं निकोबार /Andaman Nicobar	0.00	0.00	0.00	0.00

Name of State/UT	Biomass Power Generation (MU) July'2024	Biomass Power Generation(MU) July'2023	Biomass Power Generation(MU) April'2024-July'2024	Biomass Power Generation(MU) April'2023-July'2023
बिहार /Bihar	0.00	0.00	0.00	0.00
झारखण्ड /Jharkhand	0.00	0.00	0.00	0.00
ओडिशा /Odisha	7.17	7.86	27.69	28.74
सिक्किम /Sikkim	0.00	0.00	0.00	0.00
पश्चिम बंगाल /West Bengal	0.00	0.00	0.00	0.00
उप-कुल पूर्वी क्षेत्र / SUB TOTAL (ER)	7.17	7.86	27.69	28.74
उत्तर-पूर्वी क्षेत्र / NORTH-EASTERN REGION				
अरुणाचल प्रदेश /Arunachal Pradesh	0.00	0.00	0.00	0.00
असम /Assam	0.00	0.00	0.00	0.00
मणिपुर /Manipur	0.00	0.00	0.00	0.00
मेघालय /Meghalaya	0.00	0.00	0.00	0.00
मिज़ोरम /Mizoram	0.00	0.00	0.00	0.00
नागालैंड /Nagaland	0.00	0.00	0.00	0.00
त्रिपुरा /Tripura	0.00	0.00	0.00	0.00
उप-कुल उत्तर-पूर्वी क्षेत्र / SUB TOTAL (NER)	0.00	0.00	0.00	0.00
सम्पूर्ण भारत (कुल) / (ALL INDIA TOTAL)	284.12	261.65	1131.44	1162.39

State wise Bagasse Power Generation

Name of State/UT	Bagasse Power Generation(MU) July'2024	Bagasse Power Generation(MU) July'2023	Bagasse Power Generation(MU) April'2024- July'2024	Bagasse Power Generation(MU) April'2023- July'2023
उत्तरी क्षेत्र / NORTHERN REGION				
चंडीगढ़/ Chandigarh	0.00	0.00	0.00	0.00
दिल्ली / Delhi	0.00	0.00	0.00	0.00
हरियाणा / Haryana	8.92	0.00	35.68	51.24
हिमाचल प्रदेश / Himachal Pradesh	0.00	0.00	0.00	0.00
जम्मू कश्मीर / Jammu & Kashmir	0.00	0.00	0.00	0.00
लद्दाख / Ladakh	0.00	0.00	0.00	0.00
पंजाब / Punjab	1.05	0.56	126.94	43.97
राजस्थान / Rajasthan	0.00	0.00	0.00	0.00
उत्तर प्रदेश / Uttar Pradesh	8.61	11.26	280.19	569.53
उत्तराखंड / Uttarakhand	20.71	20.71	82.84	82.84
उप-कुल उत्तरी क्षेत्र / SUB TOTAL (NR)	39.29	32.54	525.65	747.58
पश्चिमी क्षेत्र / WESTERN REGION				
छत्तीसगढ़ / Chhattisgarh	0.00	0.00	3.35	4.55
गुजरात / Gujarat	0.00	0.00	0.00	0.00
मध्य प्रदेश / Madhya Pradesh	0.00	0.00	37.35	9.93
महाराष्ट्र / Maharashtra	13.27	8.15	393.84	334.73
दादर व नगर हवेली और दमन और दिउ / Dadra and Nagar Haveli and Daman and Diu	0.00	0.00	0.00	0.00
गोवा / Goa	0.00	0.00	0.00	0.00
उप-कुल पश्चिमी क्षेत्र / Sub Total (WR)	13.27	8.15	434.54	349.22
दक्षिणी क्षेत्र / SOUTHERN REGION				
आन्ध्र प्रदेश / Andhra Pradesh	1.67	1.34	6.30	9.24
तेलंगाना / Telangana	0.00	0.00	0.00	11.43
कर्नाटक / Karnataka	41.65	34.01	291.61	445.32
केरल / Kerala	0.00	6.14	20.53	28.18
तमिल नाडु / Tamil Nadu	36.47	38.31	138.87	214.08
लक्षद्वीप / Lakshadweep	0.00	0.00	0.00	0.00
पुडुचेरी / Puducherry	0.00	0.00	0.00	0.00
उप-कुल दक्षिणी क्षेत्र / SUB TOTAL (SR)	79.80	79.79	457.32	708.24

Name of State/UT	Bagasse Power Generation(MU) July'2024	Bagasse Power Generation(MU) July'2023	Bagasse Power Generation(MU) April'2024-July'2024	Bagasse Power Generation(MU) April'2023-July'2023
पूर्वी क्षेत्र/ EASTERN REGION				
अण्डमान एवं निकोबार / Andaman Nicobar	0.00	0.00	0.00	0.00
बिहार / Bihar	0.00	0.24	1.65	35.92
झारखण्ड / Jharkhand	0.00	0.00	0.00	0.00
ओडिशा / Odisha	0.00	0.00	0.00	0.00
सिक्किम / Sikkim	0.00	0.00	0.00	0.00
पश्चिम बंगाल / West Bengal	0.00	0.00	0.00	0.00
उप-कुल पूर्वी क्षेत्र / SUB TOTAL (ER)	0.00	0.24	1.65	35.92
उत्तर-पूर्वी क्षेत्र / NORTH-EASTERN REGION				
अरुणाचल प्रदेश / Arunachal Pradesh	0.00	0.00	0.00	0.00
असम / Assam	0.00	0.00	0.00	0.00
मणिपुर / Manipur	0.00	0.00	0.00	0.00
मेघालय / Meghalaya	0.00	0.00	0.00	0.00
मिज़ोरम / Mizoram	0.00	0.00	0.00	0.00
नागालैंड / Nagaland	0.00	0.00	0.00	0.00
त्रिपुरा / Tripura	0.00	0.00	0.00	0.00
उप-कुल उत्तर-पूर्वी क्षेत्र / SUB TOTAL (NER)	0.00	0.00	0.00	0.00
सम्पूर्ण भारत (कुल) / ALL INDIA TOTAL	132.36	120.72	1419.15	1840.95

State wise Small Hydro Power (up to 25 MW Installed Capacity) Generation

Name of State/UT	Small Hydro Power Generation(MU) July'2024	Small Hydro Power Generation(MU) July'2023	Small Hydro Power Generation(MU) April'2024-July'2024	Small Hydro Power Generation(MU) April'2023-July'2023
उत्तरी क्षेत्र / NORTHERN REGION				
चंडीगढ़ / Chandigarh	0.00	0.00	0.00	0.00
दिल्ली / Delhi	0.00	0.00	0.00	0.00
हरियाणा / Haryana	13.72	22.91	54.88	58.54
हिमाचल प्रदेश / Himachal Pradesh	376.12	379.67	1197.96	1144.33
जम्मू कश्मीर / Jammu & Kashmir	54.38	59.90	210.24	227.76
लद्दाख / Ladakh	0.00	0.00	0.00	0.00
पंजाब / Punjab	94.72	58.97	280.34	224.40
राजस्थान / Rajasthan	0.19	0.09	0.62	0.17
उत्तर प्रदेश / Uttar Pradesh	5.76	9.53	27.17	35.09
उत्तराखंड / Uttarakhand	29.45	29.45	117.80	117.80
उप-कुल उत्तरी क्षेत्र / SUB TOTAL (NR)	574.33	560.51	1889.01	1808.10
पश्चिमी क्षेत्र / WESTERN REGION				
छत्तीसगढ़ / Chhattisgarh	13.54	13.10	18.65	26.78
गुजरात / Gujarat	12.97	7.76	62.09	58.62
मध्य प्रदेश / Madhya Pradesh	32.05	40.08	113.08	123.67
महाराष्ट्र / Maharashtra	57.12	203.98	188.47	352.66
दादर व नगर हवेली और दमन और दिउ / Dadra and Nagar Haveli and Daman and Diu	0.00	0.00	0.00	0.00
गोवा / Goa	0.00	0.00	0.00	0.00
उप-कुल पश्चिमी क्षेत्र / Sub Total (WR)	115.68	264.93	382.29	561.73
दक्षिणी क्षेत्र / SOUTHERN REGION				
आन्ध्र प्रदेश / Andhra Pradesh	0.60	11.87	6.15	51.52
तेलंगाना / Telangana	4.70	2.40	8.44	8.23
कर्नाटक / Karnataka	305.98	188.28	438.33	323.41
केरल / Kerala	136.91	109.48	285.79	231.49
तमिल नाडु / Tamil Nadu	35.38	11.24	47.69	28.87
लक्षद्वीप / Lakshadweep	0.00	0.00	0.00	0.00
पुडुचेरी / Puducherry	0.00	0.00	0.00	0.00
उप-कुल दक्षिणी क्षेत्र / SUB TOTAL (SR)	483.56	323.27	786.41	643.51
पूर्वी क्षेत्र / EASTERN REGION				
अण्डमान एवं निकोबार / Andaman Nicobar	1.78	1.23	3.85	2.01

Name of State/UT	Small Hydro Power Generation(MU) July'2024	Small Hydro Power Generation(MU) July'2023	Small Hydro Power Generation(MU) April'2024-July'2024	Small Hydro Power Generation(MU) April'2023-July'2023
बिहार / Bihar	3.42	1.13	3.42	1.13
झारखण्ड / Jharkhand	0.00	0.00	0.00	0.00
ओडिशा/ Odisha	47.97	48.97	112.87	104.05
सिक्किम / Sikkim	1.03	1.03	4.12	4.12
पश्चिम बंगाल / West Bengal	17.60	18.65	54.59	67.79
उप-कुल पूर्वी क्षेत्र / SUB TOTAL (ER)	71.81	71.01	178.84	179.09
उत्तर-पूर्वी क्षेत्र / NORTH-EASTERN REGION				
अरुणाचल प्रदेश / Arunachal Pradesh	0.05	0.06	0.19	0.25
असम / Assam	32.72	5.26	90.37	29.72
मणिपुर / Manipur	0.00	0.00	0.00	0.00
मेघालय / Meghalaya	25.13	7.03	46.85	18.44
मिज़ोरम / Mizoram	7.99	7.99	31.98	31.98
नागालैंड / Nagaland	11.74	8.99	21.45	25.04
त्रिपुरा / Tripura	0.00	0.00	0.00	0.00
उप-कुल उत्तर-पूर्वी क्षेत्र / SUB TOTAL (NER)	77.64	29.33	190.84	105.43
सम्पूर्ण भारत (कुल) / ALL INDIA TOTAL	1323.02	1249.04	3427.39	3297.86

State wise Others (Waste to energy) Power Generation

Name of State/UT	Others Power Generation(MU) July'2024	Others Power Generation(MU) July'2023	Others Power Generation(MU) April'2024-July'2024	Others Power Generation(MU) April'2023-July'2023
उत्तरी क्षेत्र / NORTHERN REGION				
चंडीगढ़ / Chandigarh	0.00	0.00	0.00	0.00
दिल्ली / Delhi	42.94	42.54	189.97	160.38
हरियाणा / Haryana	5.41	4.96	21.64	20.18
हिमाचल प्रदेश / Himachal Pradesh	0.00	0.00	0.00	0.00
जम्मू कश्मीर / Jammu & Kashmir	0.00	0.00	0.00	0.00
लद्दाख / Ladakh	0.00	0.00	0.00	0.00
पंजाब / Punjab	0.00	0.00	0.00	0.00
राजस्थान / Rajasthan	0.00	0.00	0.00	0.00
उत्तर प्रदेश / Uttar Pradesh	2.71	17.89	12.85	54.30
उत्तराखंड / Uttarakhand	0.00	0.00	0.00	0.00
उप-कुल उत्तरी क्षेत्र / SUB TOTAL (NR)	51.06	65.39	224.46	234.86
पश्चिमी क्षेत्र / WESTERN REGION				
छत्तीसगढ़ / Chhattisgarh	0.00	0.00	0.00	0.00
गुजरात / Gujarat	0.00	0.00	0.00	0.00
मध्य प्रदेश / Madhya Pradesh	5.38	1.52	22.27	9.17
महाराष्ट्र / Maharashtra	8.51	0.04	32.76	0.12
दादर व नगर हवेली और दमन और दिउ / Dadra and Nagar Haveli and Daman and Diu	0.00	0.00	0.00	0.00
गोवा / Goa	0.68	0.70	2.71	2.52
उप-कुल पश्चिमी क्षेत्र / Sub Total (WR)	14.57	2.26	57.74	11.80
दक्षिणी क्षेत्र / SOUTHERN REGION				
आन्ध्र प्रदेश / Andhra Pradesh	24.85	28.05	105.13	101.51
तेलंगाना / Telangana	22.02	13.05	83.35	45.50
कर्नाटक / Karnataka	0.00	0.00	0.00	0.00
केरल / Kerala	7.81	0.00	7.82	0.01
तमिल नाडू / Tamil Nadu	0.00	0.00	0.00	0.00
लक्षद्वीप / Lakshadweep	0.00	0.00	0.00	0.00
पुडुचेरी / Puducherry	0.00	0.00	0.00	0.00
उप-कुल दक्षिणी क्षेत्र / SUB TOTAL (SR)	54.68	41.11	196.30	147.02
पूर्वी क्षेत्र/ EASTERN REGION				

Name of State/UT	Others Power Generation(MU) July'2024	Others Power Generation(MU) July'2023	Others Power Generation(MU) April'2024-July'2024	Others Power Generation(MU) April'2023-July'2023
अण्डमान एवं निकोबार / Andaman Nicobar	0.00	0.00	0.00	0.00
बिहार / Bihar	0.00	0.00	0.00	0.00
झारखण्ड / Jharkhand	0.00	0.00	0.00	0.00
ओडिशा / Odisha	0.00	0.00	0.00	0.00
सिक्किम / Sikkim	0.00	0.00	0.00	0.00
पश्चिम बंगाल / West Bengal	124.81	123.51	482.66	531.63
उप-कुल पूर्वी क्षेत्र / SUB TOTAL (ER)	124.81	123.51	482.66	531.63
उत्तर-पूर्वी क्षेत्र / NORTH-EASTERN REGION				
अरुणाचल प्रदेश / Arunachal Pradesh	0.00	0.00	0.00	0.00
असम / Assam	0.00	0.01	0.15	0.08
मणिपुर / Manipur	0.00	0.00	0.00	1.23
मेघालय / Meghalaya	0.00	0.00	0.00	0.00
मिज़ोरम / Mizoram	0.00	0.00	0.00	0.00
नागालैंड / Nagaland	0.00	0.00	0.00	0.00
त्रिपुरा / Tripura	0.00	0.00	0.00	0.00
उप-कुल उत्तर-पूर्वी क्षेत्र / SUB TOTAL (NER)	0.00	0.01	0.15	1.31
सम्पूर्ण भारत (कुल) / ALL INDIA TOTAL	245.11	232.27	961.32	926.61

State wise Large Hydro Power Generation

Name of State/UT	Large Hydro Power Generation(MU) July'2024	Large Hydro Power Generation(MU) July'2023	Large Hydro Power Generation(MU) April'2024-July'2024	Large Hydro Power Generation(MU) April'2023-July'2023
उत्तरी क्षेत्र / NORTHERN REGION				
चंडीगढ़ / Chandigarh	0.00	0.00	0.00	0.00
दिल्ली / Delhi	0.00	0.00	0.00	0.00
हरियाणा / Haryana	0.00	0.00	0.00	0.00
हिमाचल प्रदेश / Himachal Pradesh	6319.60	5717.14	18776.43	15471.89
जम्मू कश्मीर / Jammu & Kashmir	2210.97	2220.03	7865.35	7992.11
लद्दाख / Ladakh	64.75	65.71	179.59	150.80
पंजाब / Punjab	557.94	688.16	1691.40	1668.09
राजस्थान / Rajasthan	19.83	78.02	44.01	86.99
उत्तर प्रदेश / Uttar Pradesh	75.98	126.55	178.84	278.59
उत्तराखंड / Uttarakhand	2105.99	1901.51	5321.04	5016.45
उप-कुल उत्तरी क्षेत्र / SUB TOTAL (NR)	11355.06	10797.12	34056.66	30664.92
पश्चिमी क्षेत्र / WESTERN REGION				
छत्तीसगढ़ / Chhattisgarh	21.28	23.26	74.94	60.90
गुजरात / Gujarat	308.08	441.47	1188.55	824.25
मध्य प्रदेश / Madhya Pradesh	407.67	784.29	1805.89	1565.82
महाराष्ट्र / Maharashtra	329.46	304.91	1983.29	2198.70
दादर व नगर हवेली और दमन और दिउ / Dadra and Nagar Haveli and Daman and Diu	0.00	0.00	0.00	0.00
गोवा / Goa	0.00	0.00	0.00	0.00
उप-कुल पश्चिमी क्षेत्र / Sub Total (WR)	1066.49	1553.93	5052.67	4649.67
दक्षिणी क्षेत्र / SOUTHERN REGION				
आन्ध्र प्रदेश / Andhra Pradesh	222.63	125.50	563.80	481.55
तेलंगाना / Telangana	235.86	127.82	244.86	291.52
कर्नाटक / Karnataka	1152.68	760.42	2846.96	3355.81
केरल / Kerala	778.90	426.65	2502.81	2108.29
तमिल नाडु / Tamil Nadu	523.68	363.26	969.71	1120.36
लक्षद्वीप / Lakshadweep	0.00	0.00	0.00	0.00
पुडुचेरी / Puducherry	0.00	0.00	0.00	0.00
उप-कुल दक्षिणी क्षेत्र / SUB TOTAL (SR)	2913.75	1803.65	7128.14	7357.53
पूर्वी क्षेत्र / EASTERN REGION				

Name of State/UT	Large Hydro Power Generation(MU) July'2024	Large Hydro Power Generation(MU) July'2023	Large Hydro Power Generation(MU) April'2024-July'2024	Large Hydro Power Generation(MU) April'2023-July'2023
अण्डमान एवं निकोबार / Andaman Nicobar	0.00	0.00	0.00	0.00
बिहार / Bihar	0.00	0.00	0.00	0.00
झारखण्ड / Jharkhand	10.26	5.76	39.55	22.97
ओडिशा / Odisha	507.89	698.01	1688.74	1892.26
सिक्किम / Sikkim	349.59	1782.97	740.03	4658.77
पश्चिम बंगाल / West Bengal	290.70	371.15	874.53	1075.95
उप-कुल पूर्वी क्षेत्र / SUB TOTAL (ER)	1158.44	2857.89	3342.85	7649.95
उत्तर-पूर्वी क्षेत्र / NORTH-EASTERN REGION				
अरुणाचल प्रदेश / Arunachal Pradesh	603.44	696.72	1693.25	1642.55
असम / Assam	129.52	36.64	389.63	96.90
मणिपुर / Manipur	78.16	13.14	197.13	29.12
मेघालय / Meghalaya	165.35	126.39	430.37	291.92
मिज़ोरम / Mizoram	40.50	6.59	70.59	23.19
नागालैंड / Nagaland	52.20	32.41	79.87	40.63
त्रिपुरा / Tripura	0.00	0.00	0.00	0.00
उप-कुल उत्तर-पूर्वी क्षेत्र / SUB TOTAL (NER)	1069.17	911.89	2860.84	2124.31
सम्पूर्ण भारत (कुल) / ALL INDIA TOTAL	17562.91	17924.48	52441.16	52446.38



This report is published by
Renewable Project Monitoring Division
Central Electricity Authority, New Delhi

For any query, please contact at:
011-26732320
ce-rpmcea@cea.nic.in/cerpmcea@gmail.com