



भारत सरकार
Government of India
विद्युत मंत्रालय
Ministry of Power
केन्द्रीय विद्युत प्राधिकरण
Central Electricity Authority
नवीकरणीय परियोजना प्रबोधन प्रभाग
Renewable Project Monitoring Division

मासिक नवीकरणीय ऊर्जा उत्पादन रिपोर्ट

Monthly Renewable Energy Generation Report



मार्च 2024
March 2024

Table of Contents

Table No.	Titles	Page No.
1.	Summary of All India Total Renewable Energy Generation	3
Figure 1	All India Monthly Energy Generation(March 24) in India and Share of RE	4
Figure 2	All India Cumulative (Apr 23- Mar 24) Energy Generation in India and Share of RE	5
Figure 3	Source wise breakup of RE Generation of March 2024.	6
Figure 4	Source wise breakup of Cumulative(Apr 23- Mar 24) RE Generation	7
2.	State wise Renewable Energy Generation	8
2.1	Renewable Energy Generation from ISGS Plants	10
2.2	Renewable Energy Generation from CPSU Plants	13
3.	State wise Wind Power Generation	16
4.	State wise Solar Power Generation	18
5.	State wise Biomass Power Generation	20
6.	State wise Bagasse Power Generation	22
7.	State wise Small Hydro Power Generation	24
8.	State wise Others Power Generation	26
9.	State wise Large Hydro Power Generation	28

Summary of All India Total Renewable Energy Generation

Category	Installed Capacity (MW) (as on 31.03.2024)	Monitored Capacity (MW) (as on 31.03.2024) for which generation data is available	RE Generation(MU) March'2024	RE Generation(MU) March'2023	% of same Month Last Year	RE Generation (MU) April'2023-March'2024	RE Generation (MU) April'2022-March'2023	% of same period Last Year
पवन/Wind	45886.51	45640.00	4578.06	4141.07	110.55	83385.35	71814.16	116.11
सौर/Solar	81813.60	65136.11	12225.83	10244.34	119.34	115975.11	102014.24	113.69
बायोमास/Biomass	10355.35	9707.01	305.15	287.93	105.98	3417.19	3161.32	108.09
बगास/Bagasse			1455.71	1683.65	86.46	10825.59	12863.16	84.16
लघु जल विद्युत्/Small Hydro	5003.25	4192.61	468.22	578.31	80.96	9485.04	11170.61	84.91
बृहत् जल विद्युत्/ Large Hydro(\$)	46928.17	46928.17	7015.70	7773.55	90.25	134053.92	162098.77	82.70
अन्य/Others	585.80	788.83	251.42	229.41	109.59	2746.55	2529.18	108.59
कुल/Total	190572.68	172392.74	26300.10	24938.26	105.46	359888.74	365651.45	98.42

(*) Solar Installed capacity including 2.5 GW rooftop solar.

(\$) Large Hydro Generation data excluding import from Bhutan. However, the import from Bhutan during March 2024

and April 23 –March 24 are 18.3 MU and 4716.10 MU respectively.

All India Monthly Energy Generation (149.08 BU) March 2024

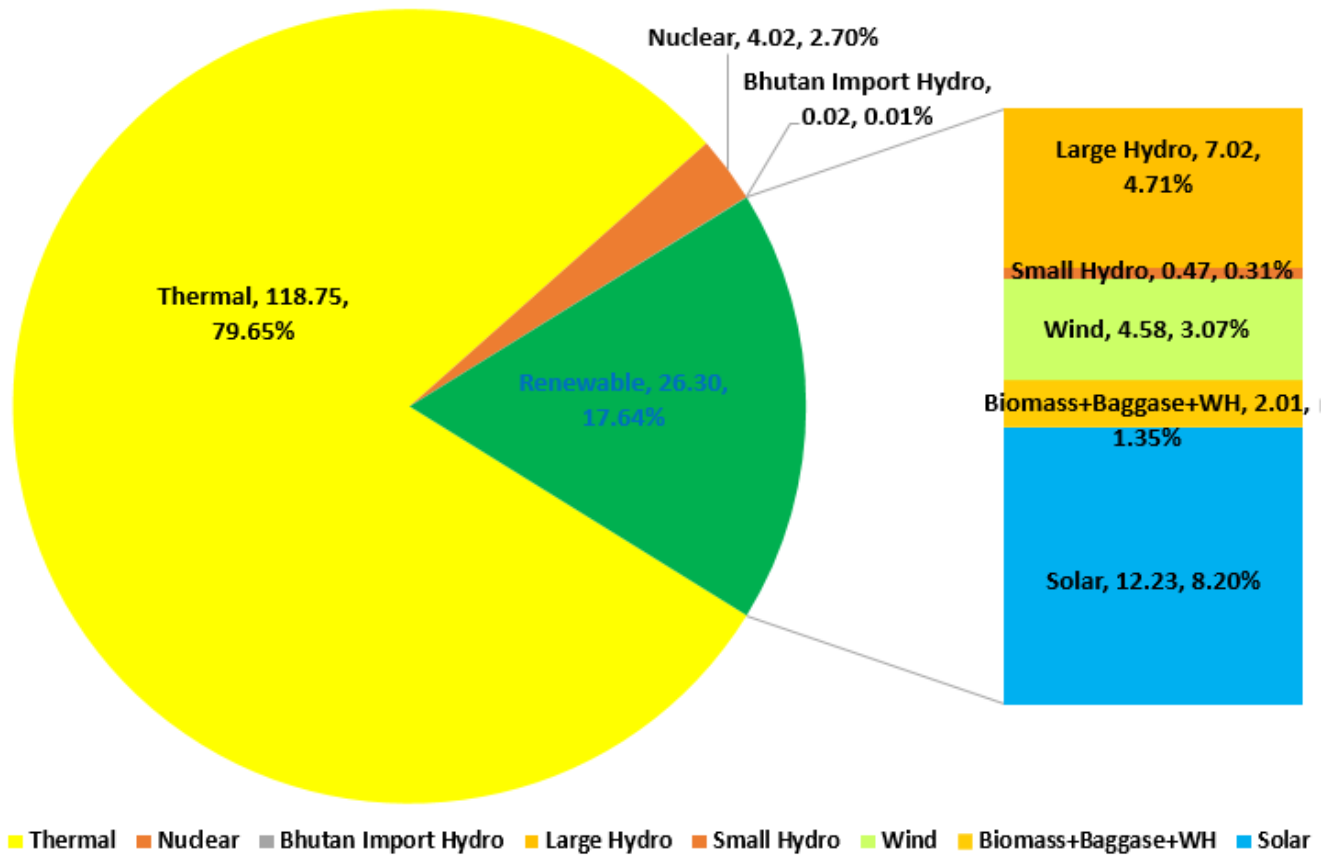


Figure 1: All India Monthly Energy Generation in India and Share of RE

All India Cumulative Energy Generation (1738.83 BU) (April 2023-March 2024)

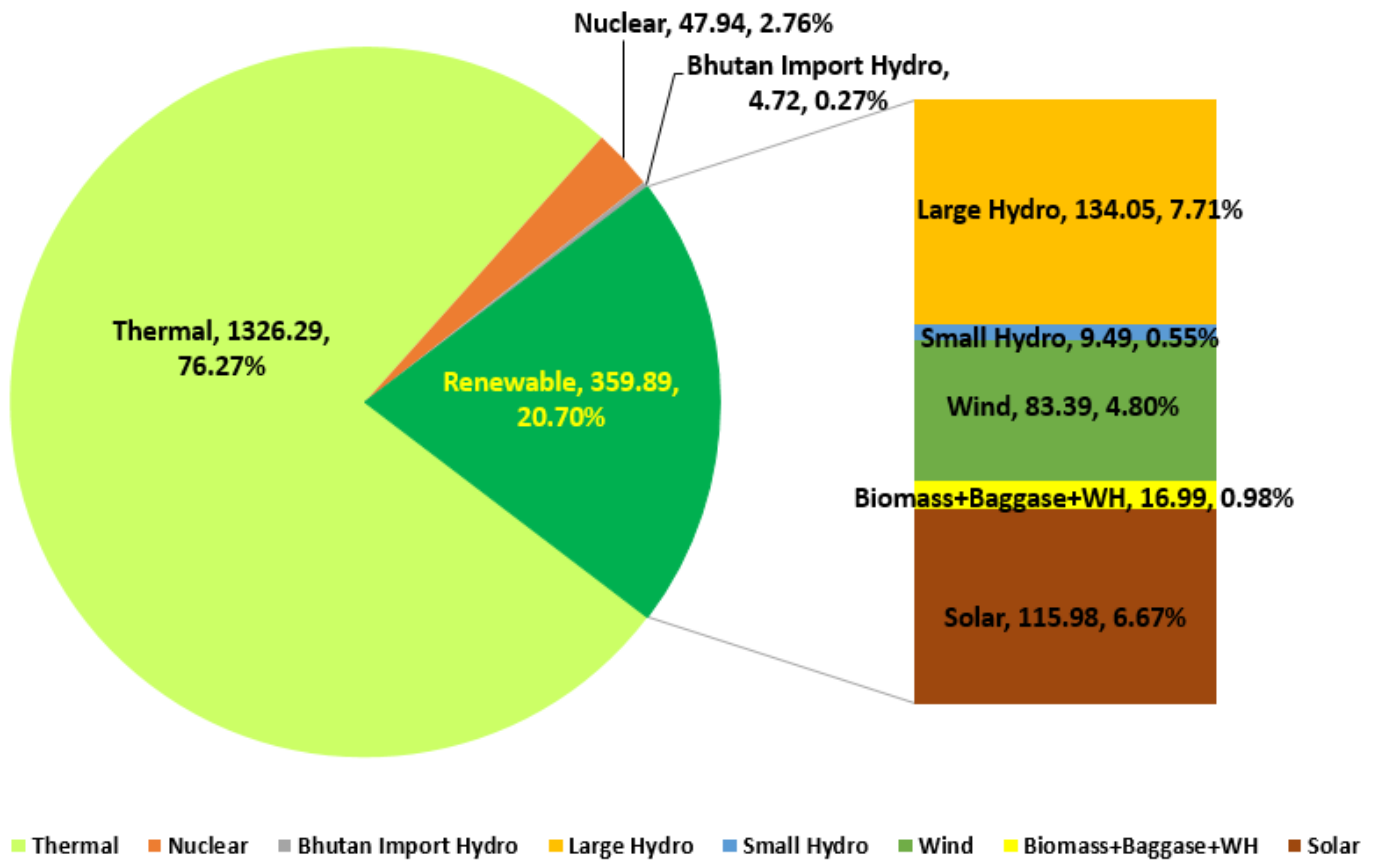


Figure 2 :All India Cummulative Energy Generation in India and Share of RE

**Source wise breakup of RE Generation for Month March 2024
(26300.10 MU)**

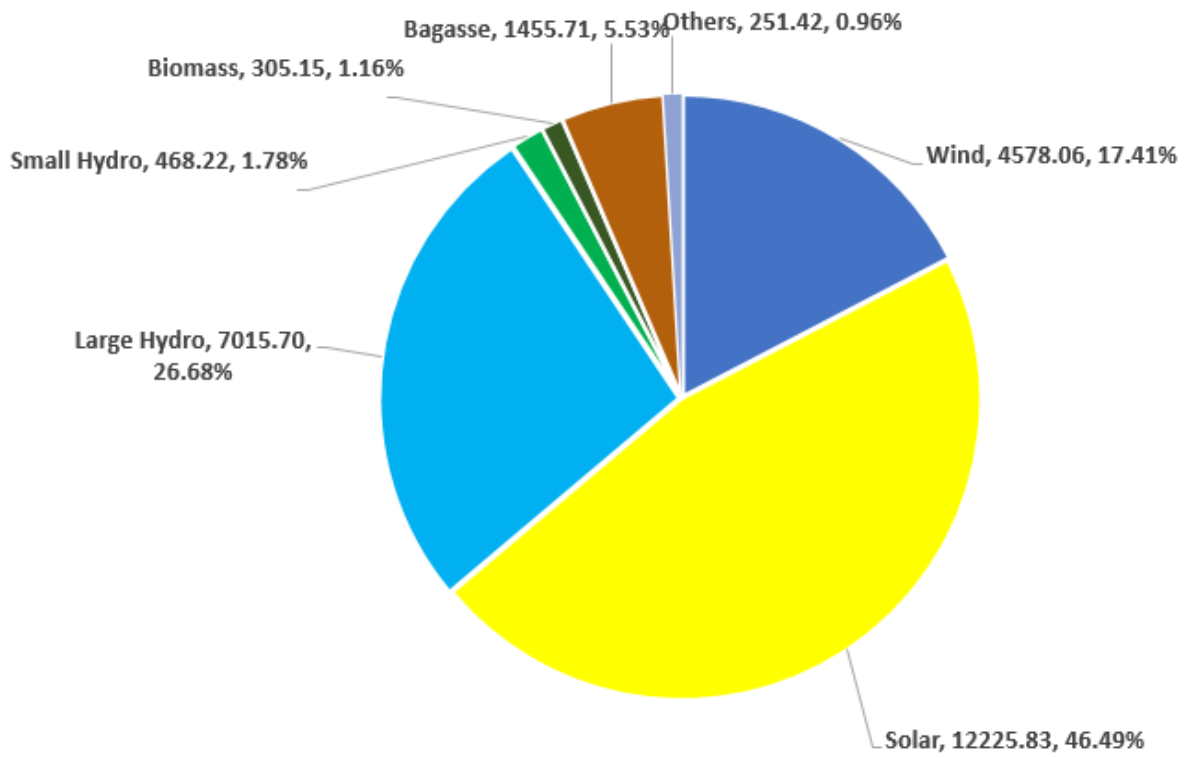


Figure 3: Source wise breakup of RE Generation of March 2024.

Source wise breakup of cumulative RE Generation for April 23- March 24
(359888.74 MU)

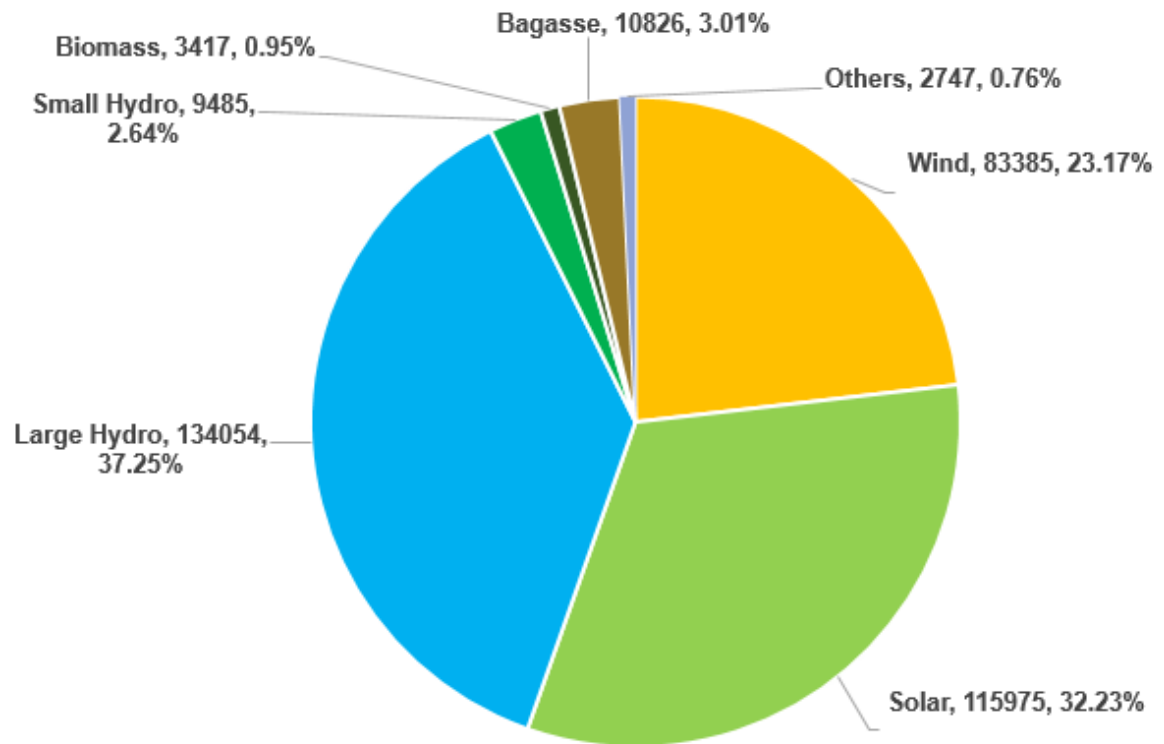


Figure 4 : Source wise breakup of Cumulative RE Generation

State wise Renewable Energy Generation

Name of State/UT	RE Generation(MU) March'2024	RE Generation(MU) March'2023	RE Generation(MU) April 2023- March'2024	RE Generation(MU) April 2022- March'2023
उत्तरी क्षेत्र / NORTHERN REGION				
चंडीगढ़/ Chandigarh	0.63	1.43	11.70	12.61
दिल्ली / Delhi #	64.57	53.49	728.81	530.20
हरियाणा / Haryana *	156.70	120.63	1651.50	1419.73
हिमाचल प्रदेश / Himachal Pradesh	1737.41	1584.25	38952.37	41579.94
जम्मू कश्मीर / Jammu & Kashmir	1128.93	1131.58	16282.93	17170.62
लद्दाख / Ladakh *	15.00	16.82	388.48	402.78
पंजाब / Punjab	537.14	769.87	8798.82	8569.24
राजस्थान / Rajasthan	4826.72	3849.46	48164.86	41957.48
उत्तर प्रदेश / Uttar Pradesh	953.55	984.38	8052.23	8191.21
उत्तराखंड / Uttarakhand *	788.56	750.54	14852.95	16369.49
उप-कुल उत्तरी क्षेत्र /SUB TOTAL(NR)	10209.21	9262.44	137884.65	136203.30
पश्चिमी क्षेत्र / WESTERN REGION				
छत्तीसगढ़ / Chhattisgarh	265.77	242.66	2799.20	2240.42
गुजरात / Gujarat	3571.39	2549.55	43039.55	35895.77
मध्य प्रदेश / Madhya Pradesh	1382.09	952.36	16099.80	16181.78
महाराष्ट्र / Maharashtra	2071.41	1919.65	24029.90	23100.88
दादर व नगर हवेली और दमन और दिउ / Dadra and Nagar Haveli and Daman and Diu	2.98	1.51	28.86	30.63
गोवा / Goa*	5.44	1.94	67.95	19.96
उप-कुल पश्चिमी क्षेत्र / Sub Total (WR)	7299.07	5667.67	86065.25	77469.43
दक्षिणी क्षेत्र / SOUTHERN REGION				
आन्ध्र प्रदेश / Andhra Pradesh	1353.86	1484.09	18837.67	20159.49
तेलंगाना / Telangana	774.15	808.35	8752.39	13439.96
कर्नाटक / Karnataka	2909.50	3653.78	39499.72	42732.78
केरल / Kerala	641.57	584.39	7359.96	9935.26
तमिल नाडू / Tamil Nadu	1864.00	2064.95	33166.59	33592.22
लक्षद्वीप /Lakshadweep *	0.01	0.01	0.09	0.10
पुडुचेरी / Puducherry*	1.02	1.02	12.24	12.24
उप-कुल दक्षिणी क्षेत्र / SUB TOTAL(SR)	7544.11	8596.59	107628.67	119872.05
पूर्वी क्षेत्र/ EASTERN REGION				
अण्डमान एवं निकोबार/ Andaman & Nicobar	4.49	2.68	39.50	37.88
बिहार / Bihar *	41.97	35.94	342.08	288.85
झारखण्ड / Jharkhand*	7.13	9.34	217.18	325.17
ओडिशा/ Odisha	488.63	406.21	7423.92	6654.91
सिक्किम / Sikkim *	41.70	333.16	8622.21	11709.14
पश्चिम बंगाल / West Bengal	306.34	301.97	4736.88	5382.85
उप-कुल पूर्वी क्षेत्र / SUB TOTAL (ER)	890.27	1089.30	21381.78	24398.80
उत्तर-पूर्वी क्षेत्र / NORTH-EASTERN REGION				

Name of State/UT	RE Generation(MU) March'2024	RE Generation(MU) March'2023	RE Generation(MU) April 2023- March'2024	RE Generation(MU) April 2022- March'2023
अरुणाचल प्रदेश / Arunachal Pradesh	226.88	203.90	4280.73	4845.79
असम / Assam	66.79	40.98	995.96	760.61
मणिपुर / Manipur *	14.02	9.86	307.14	486.77
मेघालय / Meghalaya *	27.32	43.55	875.13	1051.89
मिज़ोरम / Mizoram *	17.10	16.58	217.74	266.40
नागालैंड / Nagaland *	4.76	6.84	246.61	289.32
त्रिपुरा / Tripura *	0.58	0.54	5.09	6.58
उप-कुल उत्तर-पूर्वी क्षेत्र /SUB TOTAL (NER)	357.45	322.26	6928.40	7707.35
सम्पूर्ण भारत (कुल) / ALL INDIA TOTAL	26300.11	24938.26	359888.76	365650.94

1. Data as received from SLDC of the respective states or from the electricity department.

2. Figure given above indicates injected generation of all power stations (Central, State & Private Sector) located geographically in the respective State/UT.

* Data has been taken provisionally as of RE generation report of February 2024.

Generation from other sources has been received .However solar power generation considered as on February 2024.

NOTE:

1. Generation from ISGS and CPSU owned RE generating stations according to physical location is included in respective State in Renewable Energy Generation Sheet in the above Renewable Energy Generation Sheet.

2. Lakshadweep and Andaman & Nicobar Islands are operating as isolated systems.

Renewable Energy Generation from ISGS Plants for March 2024

Station	State/ Region	Sector (Central/State/ Private)	Type	Generation (MU)
Unchahar Solar	Uttar Pradesh	Central	Solar	1.33
Dadri Solar	Uttar Pradesh	Central	Solar	0.55
Singrauli Solar	Uttar Pradesh	Central	Solar	1.89
Auraiya	Uttar Pradesh	Central	Solar	6.84
Kolayat	Rajasthan	Central	Solar	96.83
Nokhra	Rajasthan	Central	Solar	65.64
Devikot	Rajasthan	Central	Solar	54.18
ABC Renewable Energy	Rajasthan	Private	Solar	72.35
Acme Chittorgarh Energy Pvt Ltd.	Rajasthan	Private	Solar	56.32
Acme Heergharh Powertech Pvt Ltd	Rajasthan	Private	Solar	69.65
Adani Hybrid Energy Jaisalmer Four Limited	Rajasthan	Private	Solar	169.66
Adani Hybrid Energy Jaisalmer One Limited	Rajasthan	Private	Solar	86.8
Adani Hybrid Energy Jaisalmer Three Limited	Rajasthan	Private	Solar	78.96
Adani Hybrid Energy Jaisalmer Two Limited	Rajasthan	Private	Solar	82.68
ADANI SEJ2PL M	Rajasthan	Private	Solar	33.93
ADANI SEJ2PL P	Rajasthan	Private	Solar	34.54
AEGSPL	Rajasthan	Private	Solar	24.44
ALTRA XERGI	Rajasthan	Private	Solar	86.44
AMPLUS_AGES	Rajasthan	Private	Solar	23.97
Adani Renewable Energy RJ Limited (RERJL)	Rajasthan	Private	Solar	43.69
Adani Jaisalmer One SEPL Solar	Rajasthan	Private	Solar	98.64
Adani SB Energy Four Pvt. Ltd.(SE4PL(Kilaj Solar))	Rajasthan	Private	Solar	11.13
M/S Adani Solar Energy Four PVT. LTD.L(Adani SEJ5PL)	Rajasthan	Private	Solar	44.17
Adani SB Energy Four Pvt. Ltd. (SERJ1PL)	Rajasthan	Private	Solar	68.44
Avaada Sunrays Energy Private Limited	Rajasthan	Private	Solar	75.26
Avaada RJHN Private Limited	Rajasthan	Private	Solar	52.46
Avaada Sunce Energy Private Limited	Rajasthan	Private	Solar	76.37
Avaada Sustainable RJ Project Private Ltd.	Rajasthan	Private	Solar	67.57
Ayana Renewable Power One Private Limited	Rajasthan	Private	Solar	58.83
Azure Power Forty One Private Limited	Rajasthan	Private	Solar	67.11
Azure Power Forty Three Private Ltd	Rajasthan	Private	Solar	136.22
Azure Power India Pvt Ltd	Rajasthan	Private	Solar	38.63
Azure Power Maple Pvt Ltd	Rajasthan	Private	Solar	55.95
Azure Power Thirty Four Private Ltd	Rajasthan	Private	Solar	28.02
Clean Solar Power (Jodhpur) Pvt Ltd	Rajasthan	Private	Solar	57.75
Clean Solar Power (Bhadla) Pvt Ldt	Rajasthan	Private	Solar	67.91
Eden Renewable Cite Private Limited	Rajasthan	Private	Solar	71.64
GRIAN ENERGY	Rajasthan	Private	Solar	23.02
M/S Adani Solar Energy Jodhpur Two Ltd	Rajasthan	Private	Solar	11.49
RENEW_SP	Rajasthan	Private	Solar	39.41
MEGA SOILS RENEWABLE PRIVATE LIMITED	Rajasthan	Private	Solar	57.62
Mega Surya Urja Pvt. Ltd	Rajasthan	Private	Solar	55.14
M/S. ONEVOLT Energy Private Limited	Rajasthan	Private	Solar	23.24
Nindan Solar Fatehgar	Rajasthan	Private	Solar	68.59
RSVPL	Rajasthan	Private	Solar	21.54

Station	State/ Region	Sector (Central/State/ Private)	Type	Generation (MU)
Renew Solar Energy (Jharkhand Three) Pvt Ltd	Rajasthan	Private	Solar	69.02
Renew Solar Power Pvt Ltd	Rajasthan	Private	Solar	11.14
Renew Solar Power Pvt Ltd. Bikaner	Rajasthan	Private	Solar	55.84
Renew Solar Urja Pvt Ltd	Rajasthan	Private	Solar	68.21
Renew Sun Bright Pvt Ltd	Rajasthan	Private	Solar	68.91
Renew Sun Waves Private Limited	Rajasthan	Private	Solar	69.16
Renew Surya Ravi Pvt Ltd	Rajasthan	Private	Solar	59.24
Rising Sun Energy	Rajasthan	Private	Solar	38.86
Renew Surya Roshni	Rajasthan	Private	Solar	54.73
Renew Surya Ayaan	Rajasthan	Private	Solar	58.64
Tata Power Green Energy Limited	Rajasthan	Private	Solar	46.28
Tata Power Renewable Energy Ltd	Rajasthan	Private	Solar	66.40
Tata Power Saurya 1	Rajasthan	Private	Solar	21.33
Thar Surya1 Private Limited	Rajasthan	Private	Solar	68.86
Transition Clean	Rajasthan	Private	Solar	18.19
Adani Hybrid Energy Jaisalmer Four Limited	Rajasthan	Private	Wind	107.11
Adani Hybrid Energy Jaisalmer One Limited	Rajasthan	Private	Wind	23.67
Adani Hybrid Energy Jaisalmer Three Limited	Rajasthan	Private	Wind	17.76
Adani Hybrid Energy Jaisalmer Two Limited	Rajasthan	Private	Wind	15.20
Adani Jaisalmer One SEPL Wind	Rajasthan	Private	Wind	28.61
Northern Region				3434.00
Acme_RUMS	Madhya Pradesh	Private	Solar	50.09
Arinsun Solar (Barsaitadesh)	Madhya Pradesh	Private	Solar	51.31
Mahindra Solar (Badwar)	Madhya Pradesh	Private	Solar	49.87
Masaya BWSPRA_KNDW	Madhya Pradesh	Private	Solar	56.43
Sherisha Raipur	Chhattisgarh	Private	Solar	9.05
Solapur Solar	Maharashtra	Central	Solar	1.47
AREH4L_PSS1	Gujarat	Private	Solar	197.39
Electro Solaire Private Limited (ESPL RSP Solar)	Gujarat	Private	Solar	46.88
Tata Power Renewable Energy Limited (TPREL RSP Solar)	Gujarat	Private	Solar	23.67
Gujarat Industries Power Company Limited (GIPCL RSP Solar)	Gujarat	Private	Solar	24.21
Powerica Wind	Gujarat	Private	Solar	10.42
NTPC Kawas	Gujarat	Central	Solar	11.15
Gandhar_Solar	Gujarat	Private	Solar	4.25
GSECL RSP	Gujarat	Private	Solar	13.31
RPL_SECI-II	Gujarat	Private	Solar	49.24
AGE25BL_PSS2_KPS1_SI	Gujarat	Private	Solar	17.32
AGEL PSS-3	Gujarat	Private	Solar	0.29
AWEK1L WIND (RATADIYA)	Gujarat	Private	Wind	68.48
Adani Wind Energy Kutchh Four Limited (AWEK4L)	Gujarat	Private	Wind	68.29
Adani Wind Energy MP One Private Limited (AWEMP1PL)	Gujarat	Private	Wind	64.01
Alfnar Wind (Nanavalka)	Gujarat	Private	Wind	52.14
Green Infra Wind Energy Limited SECI-II (Giwel-II Wind (Vadva))	Gujarat	Private	Wind	38.35

Station	State/ Region	Sector (Central/State/ Private)	Type	Generation (MU)
Green Infra Wind Energy Limited SECI-III (Giwel-III Wind (Naranpar))	Gujarat	Private	Wind	43.67
GSECL_PH2	Gujarat	Private	Wind	13.97
Ostro Kutch Wind Private Limited (OKWPL)	Gujarat	Private	Wind	66.71
Renew Wind Energy (AP2) Private Limited (Ghadsisa)	Gujarat	Private	Wind	69.38
Avikiran Solar India Private Limited (ASIPL), Baranda	Gujarat	Private	Wind	36.45
Apraava Khkrda Jam	Gujarat	Private	Wind	48.03
IGESL Dayapar	Gujarat	Private	Wind	33.07
Netra Kotda	Gujarat	Private	Wind	24.04
NTPC REL Dayapur	Gujarat	Private	Wind	0.00
Torrent Sidpur Jam	Gujarat	Private	Wind	24.01
SITAC	Gujarat	Private	Wind	60.47
SRIJAN	Gujarat	Private	Wind	18.63
NVWEPL_DAYAPAR_BHJ_W	Gujarat	Private	Wind	33.07
SJVN	Gujarat	Private	Wind	15.64
Western Region				1394.76
Beetam(Tuticorin)	Tamil Nadu	Private	Wind	16.77
GRTJIPL	Tamil Nadu	Private	Solar	31.15
Mytra	Tamil Nadu	Private	Wind	13.00
Orange	Tamil Nadu	Private	Wind	14.21
Green Infra	Tamil Nadu	Private	Wind	19.50
Hiriyur Ostro	Tamil Nadu	Private	Wind	33.36
Sprng Renewable Energy Pvt Ltd(Pugalur)	Tamil Nadu	Private	Wind	19.68
JSW Renew Energy Two Limited (Tuticorin)	Tamil Nadu	Private	Wind	26.74
JSW Savlaperi	Tamil Nadu	Private	Wind	8.11
JSW Savlaperi infirm	Tamil Nadu	Private	Wind	1.06
Ettayapuram	Tamil Nadu	Central	Solar	47.34
Roshini Renew, Koppal	Karnataka	Private	Wind	25.63
KOPPAL AYANASIX	Karnataka	Private	Wind	0.58
RSOPL KOPPAL (Firm + Infirm)	Karnataka	Private	Wind	26.38
Ramagundam Floating Solar	Telangana	Central	Solar	19.40
Simhadri Floating Solar	Andhra Pradesh	Central	Solar	4.77
Southern Region				307.68
All India Total				5136.44

Note – 1.Generation from ISGS Projects is prepared from block wise data received from RPCs.

2.Generation of ISGS generating stations is included in respective state in Renewable Energy Generation Sheet according to physical location so their generation should not be considered additional generation.

Renewable Energy Generation from CPSU Plants

Name of CPSU	Name of State	Installed Capacity (MW)	Source	RE Generation (MU) March'24	RE Generation (MU) March'23	RE Generation (MU) April 23- March'24	RE Generation (MU) April 22- March'23
NTPC							
Faridabad_Solar	Haryana	5	Solar	0.60	0.58	5.96	6.17
Bhadla	Rajasthan	260	Solar	38.35	3.63	415.62	431.12
Jetsar	Rajasthan	160	Solar	34.27	32.50	342.59	347.44
Fatehgarh	Rajasthan	296	Solar	69.12	65.66	742.62	687.49
Devikot	Rajasthan	240	Solar	54.18	12.96	568.60	148.09
Nokhra	Rajasthan	300	Solar	65.64	4.03	684.15	95.60
Dadri_Solar	Uttar Pradesh	5	Solar	0.55	0.55	5.77	6.13
Unchahar_Solar	Uttar Pradesh	10	Solar	1.33	1.30	12.79	13.74
Singrauli_Solar	Uttar Pradesh	15	Solar	1.89	1.83	19.49	20.10
Auraiya	Uttar Pradesh	40	Solar	6.84	6.54	65.96	49.69
Small Hydro Vindhyachal	Uttar Pradesh	8	Small Hydro	2.71	2.80	37.48	30.83
Ayodhya	Uttar Pradesh	14	Solar	3.99	0.00	4.66	0.00
Chattargarh	Rajasthan	70	Solar	16.67	0.00	18.37	0.00
Rojmal	Gujarat	50	Wind	6.24	6.64	100.07	102.95
Dayapar	Gujarat	50	Wind	5.32	0.00	18.94	0.00
Rajgarh_Solar	Madhya Pradesh	50	Solar	7.33	2.26	68.84	73.97
Mandsaur	Madhya Pradesh	250	Solar	36.57	33.74	356.94	380.91
Solapur	Maharashtra	10	Solar	1.88	1.35	17.38	4.04
Anantapuram	Andhra Pradesh	250	Solar	34.35	6.49	379.96	377.09
Ramagundam	Telangana	110	Solar	21.08	19.45	202.87	176.37
Andaman & Nicobar	Andaman & Nicobar	5	Solar	0.69	0.59	5.96	5.44
Talchar_Solar	Orissa	10	Solar	1.01	1.05	12.08	13.16
Solar_Bilhaur	Uttar Pradesh	225	Solar	47.68	9.68	442.64	479.83
Simhadri Floating Project	Andhra Pradesh	25	Solar	4.71	0.00	50.56	46.87
Kayamkulam	Kerala	92	Solar	20.14	21.04	213.88	170.98
Kawas	Gujarat	56	Solar	11.08	10.10	92.33	74.31
Gandhar	Gujarat	20	Solar	4.38	2.65	35.57	12.94
Shambu ki Burj-I	Rajasthan	250	Solar	59.34	54.16	611.11	380.82
Shambu ki Burj-II	Rajasthan	150	Solar	37.52	32.16	385.04	156.75
Ettayapuram	Tamil Nadu	230	Solar	46.17	16.34	490.28	145.52
Total NTPC		3256		641.63	350.08	6408.51	4438.35
THDC							

Name of CPSU	Name of State	Installed Capacity (MW)	Source	RE Generation (MU) March'24	RE Generation (MU) March'23	RE Generation (MU) April 23- March'24	RE Generation (MU) April 22- March'23
Patan Wind Power Project	Gujarat	50.00	Wind	6.79	4.58	76.82	77.71
Devbhumi Dwarka Wind Power Project	Gujarat	63.00	Wind	9.95	7.97	139.88	140.75
Solar Kasaragod	Kerala	50.00	Solar	9.64	10.26	97.29	94.53
Rishikesh office Premises	Uttar Pradesh	0.50	Solar	0.05	0.05	0.50	0.5
Dhukwan SHEP Jhansi,UP	Uttar Pradesh	24.00	Small Hydro	3.78	3.92	74.88	82.46
Total THDC		187.50		30.21	26.78	389.37	395.95
NHPC							
Wind Power Project	Rajasthan	50.00	Wind	4.34	4.88	61.57	77.49
Solar Power Project	Tamilnadu	50.00	Solar	7.84	8.90	74.06	90.55
Total NHPC		100.00		12.18	13.78	135.63	168.04
ONGC							
Bhuj	Gujarat	51.00	Wind	3.51	3.56	24.92	73.72
Jaisalmer	Rajasthan	102.00	Wind	8.02	6.89	103.44	131.49
Assam	Assam	1.66	Roof Top	0.14	0.14	0.65	1.65
Assam	Assam	1.09	Ground Mounted	0.12	0.13	2.09	1.49
Tripura	Tripura	0.25	Roof Top	0.02	0.02	0.79	0.27
Rajahmundry,Base Complex	Andhra Pradesh	1.00	Ground Mounted	0.11	0.09	1.22	1.03
Tati Paka, Rajahmundry	Andhra Pradesh	5.00	Ground Mounted	0.66	0.59	5.25	6.58
Cauvery	Tamil Nadu	0.46	Ground Mounted	0.06	0.01	0.27	0.08
Vagara, Ankleshwar	Gujarat	5.00	Ground Mounted	0.92	0.84	7.45	9.22
Gujarat	Gujarat	4.23	Roof Top	0.47	0.46	2.12	5.18
Jodhpur	Rajasthan	0.16	Ground Mounted	0.02	0.00	0.23	0.00
Jaisalmer	Rajasthan	0.16	Ground Mounted	0.02	0.00	0.19	0.00
Uttarakhand	Uttarakhand	1.24	Roof Top	0.11	0.14	0.41	1.47
Goa	Goa	1.00	Ground Mounted	0.07	0.16	0.34	1.38
Hazira	Gujarat	10.00	Ground Mounted	1.66	1.37	5.46	14.68
Hazira	Gujarat	5.00	Ground Mounted	0.85	0.70	3.24	0.96
Mumbai (Uran & NBP Green Heights)	Maharashtra	0.29	Roof Top	0.02	0.00	0.23	0.03
DDU, Bhawan, Delhi	Delhi	0.30	Roof Top	0.04	0.04	0.14	0.32
ONGC Colony Noida	Uttar Pradesh	0.06	Roof Top	0.01	0.01	0.07	0.01
EOA Logistics Park, Kakinada	Andhra Pradesh	1.00	Roof Top	0.09	0.00	0.46	0.00
Cambay	Gujarat	2.00	Ground Mounted SPP	0.39	0.01	0.22	0.07

Name of CPSU	Name of State	Installed Capacity (MW)	Source	RE Generation (MU) March'24	RE Generation (MU) March'23	RE Generation (MU) April 23-March'24	RE Generation (MU) April 22-March'23
Total ONGC		192.89		17.29	15.14	159.18	249.62
SJVN Limited							
Khirvire Wind Power	Maharashtra	47.60	Wind	4.74	1.88	49.52	50.98
Sadla Wind Power	Gujarat	50.00	Wind	15.82	5.96	101.46	92.78
Charanka Solar Power	Gujarat	5.60	Solar	2.58	0.87	8.84	8.75
Wadhwa Solar Power Project	Himachal Pradesh	1.00	Solar	0.28	0.12	1.06	1.32
Gurhah	Uttar Pradesh	75.00	Solar	35.43	0.00	35.43	0.00
Gujari		50.00	Solar	9.54	0.00	9.54	0.00
Parasan Solar Power	Uttar Pradesh	75.00	Solar	36.76	15.15	151.65	50.89
Total SJVN		304.20		105.14	23.96	357.51	204.71
Oil India Ltd							
Oil India Ltd	Rajasthan	14.00	Solar	2.10	2.05	23.76	24.49
Oil India Ltd	Rajasthan	67.60	Wind	5.60	4.63	61.01	81.20
Oil India Ltd	Gujarat	43.30	Wind	6.83	6.99	95.81	95.70
Oil India Ltd	Madhya Pradesh	63.20	Wind	12.66	6.65	105.55	98.92
Total Oil India Ltd		188.10		27.18	20.32	286.13	300.31
NEEPCO							
NEEPCO	Tripura	5.00	Solar	0.58	0.54	6.22	5.53
NEEPCO	Assam	25.00	Small Hydro	2.78	0.00	127.24	0.00
Total NEEPCO		30.00		3.37	0.54	133.46	5.53
DVC							
DVC	West Bengal	10.10	Solar	1.78	0.01	1.85	0.08
DVC	Jharkhand	4.00	Small Hydro	0.00	0.00	5.52	2.40
Total DVC		14.10		1.79	0.01	7.37	2.48
All India Total		4272.79		838.79	450.62	7877.15	5764.98

Note:

1. Generation of CPSU owned RE generating stations is included in respective state in Renewable Energy.
2. Generation Sheet according to physical location so their generation should not be considered additional generation.

State wise Wind Power Generation

Name of State/UT	Wind Power Generation(MU) March'2024	Wind Power Generation(MU) March'2023	Wind Power Generation(MU) April'2023- March'2024	Wind Power Generation(MU) April'2022- March'2023
उत्तरी क्षेत्र / NORTHERN REGION				
चंडीगढ़/ Chandigarh	0.00	0.00	0.00	0.00
दिल्ली / Delhi	0.00	0.00	0.00	0.00
हरियाणा / Haryana	0.00	0.00	0.00	0.00
हिमाचल प्रदेश/ Himachal Pradesh	0.00	0.00	0.00	0.00
जम्मू कश्मीर / Jammu & Kashmir	0.00	0.00	0.00	0.00
लद्दाख / Ladakh	0.00	0.00	0.00	0.00
पंजाब / Punjab	0.00	0.00	0.00	0.00
राजस्थान / Rajasthan	628.58	369.80	8390.67	6111.41
उत्तर प्रदेश /Uttar Pradesh	0.00	0.00	0.00	0.00
उत्तराखंड / Uttarakhand	0.00	0.00	0.00	0.00
उप-कुल उत्तरी क्षेत्र /SUB TOTAL(NR)	628.58	369.80	8390.67	6111.41
पश्चिमी क्षेत्र / WESTERN REGION				
छत्तीसगढ़ / Chhattisgarh	0.00	0.00	0.00	0.00
गुजरात / Gujarat	1788.94	1167.62	24794.50	19206.22
मध्य प्रदेश / Madhya Pradesh	428.00	300.14	4949.78	4486.72
महाराष्ट्र / Maharashtra	443.33	416.38	8228.97	7243.06
दादर व नगर हवेली और दमन और दिउ / Dadra and Nagar Haveli and Daman and Diu	0.00	0.00	0.00	0.00
गोवा / Goa	0.00	0.00	0.00	0.00
उप-कुल पश्चिमी क्षेत्र / Sub Total (WR)	2660.27	1884.13	37973.25	30935.99
दक्षिणी क्षेत्र / SOUTHERN REGION				
आन्ध्र प्रदेश/Andhra Pradesh	425.21	428.94	8644.00	7426.46
तेलंगाना / Telangana	19.88	20.06	304.63	279.23
कर्नाटक / Karnataka	509.54	779.24	10950.20	9967.89
केरल / Kerala	3.57	7.39	214.53	179.32
तमिल नाडु / Tamil Nadu	331.01	651.51	16908.08	16913.85
लक्षद्वीप /Lakshadweep	0.00	0.00	0.00	0.00
पुडुचेरी / Puducherry	0.00	0.00	0.00	0.00

Name of State/UT	Wind Power Generation(MU) March'2024	Wind Power Generation(MU) March'2023	Wind Power Generation(MU) April'2023-March'2024	Wind Power Generation(MU) April'2022-March'2023
उप-कुल दक्षिणी क्षेत्र /SUB TOTAL(SR)	1289.22	1887.13	37021.43	34766.76
पूर्वी क्षेत्र/ EASTERN REGION				
अण्डमान एवं निकोबार/ Andaman & Nicobar	0.00	0.00	0.00	0.00
बिहार / Bihar	0.00	0.00	0.00	0.00
झारखण्ड / Jharkhand	0.00	0.00	0.00	0.00
ओडिशा/ Odisha	0.00	0.00	0.00	0.00
सिक्किम / Sikkim	0.00	0.00	0.00	0.00
पश्चिम बंगाल / West Bengal	0.00	0.00	0.00	0.00
उप-कुल पूर्वी क्षेत्र / SUB TOTAL (ER)	0.00	0.00	0.00	0.00
उत्तर-पूर्वी क्षेत्र / NORTH-EASTERN REGION				
अरुणाचल प्रदेश / Arunachal Pradesh	0.00	0.00	0.00	0.00
असम / Assam	0.00	0.00	0.00	0.00
मणिपुर / Manipur	0.00	0.00	0.00	0.00
मेघालय / Meghalaya	0.00	0.00	0.00	0.00
मिज़ोरम / Mizoram	0.00	0.00	0.00	0.00
नागालैंड / Nagaland	0.00	0.00	0.00	0.00
त्रिपुरा / Tripura	0.00	0.00	0.00	0.00
उप-कुल उत्तर-पूर्वी क्षेत्र / SUB TOTAL (NER)	0.00	0.00	0.00	0.00
सम्पूर्ण भारत (कुल)/ ALL INDIA TOTAL	4578.06	4141.07	83385.35	71814.16

State wise Solar Power Generation

Name of State/UT	Solar Power Generation (MU) March'2024	Solar Power Generation(MU) March'2023	Solar Power Generation(MU) April'2023-March'2024	Solar Power Generation(MU) April'2022-March'2023
उत्तरी क्षेत्र / NORTHERN REGION				
चंडीगढ़/ Chandigarh	0.63	1.43	11.70	12.61
दिल्ली / Delhi	17.21	17.21	206.53	236.11
हरियाणा / Haryana	97.49	49.30	992.91	555.20
हिमाचल प्रदेश / Himachal Pradesh	5.93	4.62	59.54	58.76
जम्मू कश्मीर / Jammu & Kashmir	0.00	0.00	0.00	0.00
लद्दाख / Ladakh	0.00	0.00	0.00	0.00
पंजाब / Punjab	132.10	327.91	2673.99	2778.66
राजस्थान / Rajasthan	4030.83	3371.18	38365.21	34474.43
उत्तर प्रदेश / Uttar Pradesh	458.82	373.45	3971.31	3674.02
उत्तराखंड / Uttarakhand	27.65	27.65	331.80	331.80
उप-कुल उत्तरी क्षेत्र / SUB TOTAL(NR)	4770.66	4172.76	46612.99	42121.59
पश्चिमी क्षेत्र / WESTERN REGION				
छत्तीसगढ़ / Chhattisgarh	131.00	74.63	943.75	635.42
गुजरात / Gujarat	1532.85	1066.91	13468.91	10335.32
मध्य प्रदेश / Madhya Pradesh	643.91	331.88	4025.19	3839.29
महाराष्ट्र / Maharashtra	625.93	453.60	5814.13	4387.85
दादर व नगर हवेली और दमन और दिउ / Dadra and Nagar Haveli and Daman and Diu	1.76	1.51	15.74	27.41
गोवा / Goa	4.76	1.51	59.99	14.87
उप-कुल पश्चिमी क्षेत्र / Sub Total (WR)	2940.20	1930.04	24327.70	19240.16
दक्षिणी क्षेत्र / SOUTHERN REGION				
आन्ध्र प्रदेश / Andhra Pradesh	792.10	784.13	8300.03	8140.72
तेलंगाना / Telangana	690.40	674.93	6884.68	6745.46
कर्नाटक / Karnataka	1505.44	1459.07	15404.09	14153.79
केरल / Kerala	128.78	96.71	1195.28	879.75
तमिल नाडु / Tamil Nadu	1242.66	1002.66	11737.48	9419.39
लक्षद्वीप /Lakshadweep	0.01	0.01	0.09	0.10
पुडुचेरी / Puducherry	1.02	1.02	12.24	12.24
उप-कुल दक्षिणी क्षेत्र / SUB TOTAL(SR)	4360.41	4018.53	43533.89	39351.45
पूर्वी क्षेत्र/ EASTERN REGION				

Name of State/UT	Solar Power Generation (MU) March'2024	Solar Power Generation(MU) March'2023	Solar Power Generation(MU) April'2023-March'2024	Solar Power Generation(MU) April'2022-March'2023
अण्डमान एवं निकोबार/ Andaman & Nicobar	3.56	2.51	27.50	23.94
बिहार / Bihar	22.73	15.79	195.19	169.53
झारखण्ड / Jharkhand	1.47	1.47	17.64	19.70
ओडिशा/ Odisha	75.99	65.23	757.69	706.24
सिक्किम / Sikkim	0.00	0.00	0.00	0.00
पश्चिम बंगाल / West Bengal	21.53	12.45	168.32	125.04
उप-कुल पूर्वी क्षेत्र / SUB TOTAL (ER)	125.27	97.45	1166.33	1044.45
उत्तर-पूर्वी क्षेत्र / NORTH-EASTERN REGION				
अरुणाचल प्रदेश / Arunachal Pradesh	0.08	0.19	1.89	22.27
असम / Assam	27.66	23.89	316.31	216.35
मणिपुर / Manipur	0.71	0.67	7.73	8.17
मेघालय / Meghalaya	0.00	0.00	0.00	0.00
मिज़ोरम / Mizoram	0.27	0.27	3.19	3.21
नागालैंड / Nagaland	0.00	0.00	0.00	0.00
त्रिपुरा / Tripura	0.58	0.54	5.09	6.58
उप-कुल उत्तर-पूर्वी क्षेत्र / SUB TOTAL (NER)	29.30	25.55	334.20	256.58
सम्पूर्ण भारत (कुल)/ ALL INDIA TOTAL	12225.83	10244.34	115975.11	102014.24

State wise Biomass Power Generation

Name of State/UT	Biomass Power Generation (MU) March'2024	Biomass Power Generation(MU) March'2023	Biomass Power Generation(MU) April'2023-March'2024	Biomass Power Generation(MU) April'2022-March'2023
उत्तरी क्षेत्र /NORTHERN REGION				
चंडीगढ़ /Chandigarh	0.00	0.00	0.00	0.00
दिल्ली /Delhi	0.00	0.00	0.00	0.00
हरियाणा /Haryana	33.55	24.96	294.12	356.07
हिमाचल प्रदेश /Himachal Pradesh	0.00	0.00	0.00	0.00
जम्मू कश्मीर /Jammu & Kashmir	0.00	0.00	0.00	0.00
लद्दाख /Ladakh	0.00	0.00	0.00	0.00
पंजाब /Punjab	59.87	50.20	613.44	497.68
राजस्थान /Rajasthan	40.35	32.59	387.55	397.05
उत्तर प्रदेश /Uttar Pradesh	7.18	4.94	46.65	66.35
उत्तराखंड /Uttarakhand	0.00	0.00	0.00	0.00
उप-कुल उत्तरी क्षेत्र / SUB TOTAL(NR)	140.95	112.69	1341.76	1317.15
पश्चिमी क्षेत्र /WESTERN REGION				
छत्तीसगढ़ /Chhattisgarh	104.79	126.13	1368.61	1194.60
गुजरात /Gujarat	0.00	0.00	0.00	0.00
मध्य प्रदेश /Madhya Pradesh	5.40	8.34	84.62	38.76
महाराष्ट्र /Maharashtra	27.57	19.28	304.61	236.48
दादर व नगर हवेली और दमन और दिउ /Dadra and Nagar Haveli and Daman and Diu	1.22	0.00	13.12	3.22
गोवा /Goa	0.00	0.00	0.00	0.00
उप-कुल पश्चिमी क्षेत्र / Sub Total (WR)	138.98	153.75	1770.96	1473.06
दक्षिणी क्षेत्र /SOUTHERN REGION				
आन्ध्र प्रदेश /Andhra Pradesh	1.58	2.85	18.75	54.86
तेलंगाना /Telangana	3.31	0.04	10.57	21.48
कर्नाटक /Karnataka	0.83	4.18	47.45	106.90
केरल /Kerala	0.00	0.00	0.00	0.00
तमिल नाडू /Tamil Nadu	10.93	10.99	129.14	126.93
लक्षद्वीप /Lakshadweep	0.00	0.00	0.00	0.00
पुडुचेरी /Puducherry	0.00	0.00	0.00	0.00
उप-कुल दक्षिणी क्षेत्र / SUB TOTAL(SR)	16.66	18.06	205.91	310.17
पूर्वी क्षेत्र /EASTERN REGION				
अण्डमान एवं निकोबार /Andaman & Nicobar	0.00	0.00	0.00	0.00
बिहार /Bihar	0.00	0.00	0.00	0.00
झारखण्ड /Jharkhand	0.00	0.00	0.00	0.00

Name of State/UT	Biomass Power Generation (MU) March'2024	Biomass Power Generation(MU) March'2023	Biomass Power Generation(MU) April'2023-March'2024	Biomass Power Generation(MU) April'2022-March'2023
ओडिशा /Odisha	6.07	3.42	96.07	60.95
सिक्किम /Sikkim	0.00	0.00	0.00	0.00
पश्चिम बंगाल /West Bengal	2.49	0.00	2.49	0.00
उप-कुल पूर्वी क्षेत्र / SUB TOTAL (ER)	8.56	3.42	98.55	60.95
उत्तर-पूर्वी क्षेत्र / NORTH-EASTERN REGION				
अरुणाचल प्रदेश /Arunachal Pradesh	0.00	0.00	0.00	0.00
असम /Assam	0.00	0.00	0.00	0.00
मणिपुर /Manipur	0.00	0.00	0.00	0.00
मेघालय /Meghalaya	0.00	0.00	0.00	0.00
मिज़ोरम /Mizoram	0.00	0.00	0.00	0.00
नागालैंड /Nagaland	0.00	0.00	0.00	0.00
त्रिपुरा /Tripura	0.00	0.00	0.00	0.00
उप-कुल उत्तर-पूर्वी क्षेत्र / SUB TOTAL (NER)	0.00	0.00	0.00	0.00
सम्पूर्ण भारत (कुल)/(ALL INDIA TOTAL)	305.15	287.93	3417.19	3161.32

State wise Bagasse Power Generation

Name of State/UT	Bagasse Power Generation(MU) March'2024	Bagasse Power Generation(MU) March'2023	Bagasse Power Generation(MU) April'2023- March'2024	Bagasse Power Generation(MU) April'2022- March'2023
उत्तरी क्षेत्र / NORTHERN REGION				
चंडीगढ़/ Chandigarh	0.00	0.00	0.00	0.00
दिल्ली / Delhi	0.00	0.00	0.00	0.00
हरियाणा / Haryana	19.92	32.69	83.60	203.01
हिमाचल प्रदेश / Himachal Pradesh	0.00	0.00	0.00	0.00
जम्मू कश्मीर / Jammu & Kashmir	0.00	0.00	0.00	0.00
लद्दाख / Ladakh	0.00	0.00	0.00	0.00
पंजाब / Punjab	39.27	43.54	197.99	210.76
राजस्थान / Rajasthan	0.00	0.00	0.00	0.00
उत्तर प्रदेश / Uttar Pradesh	438.70	528.31	2923.55	3183.67
उत्तराखंड / Uttarakhand	20.71	20.71	248.52	248.52
उप-कुल उत्तरी क्षेत्र / SUB TOTAL(NR)	518.60	625.25	3453.66	3845.96
पश्चिमी क्षेत्र / WESTERN REGION				
छत्तीसगढ़ / Chhattisgarh	3.00	2.41	19.54	17.10
गुजरात / Gujarat	0.00	0.00	2.13	5.76
मध्य प्रदेश / Madhya Pradesh	19.03	16.03	97.01	113.05
महाराष्ट्र / Maharashtra	562.95	512.03	3495.82	4572.03
दादर व नगर हवेली और दमन और दिउ / Dadra and Nagar Haveli and Daman and Diu	0.00	0.00	0.00	0.00
गोवा / Goa	0.00	0.00	0.00	0.00
उप-कुल पश्चिमी क्षेत्र / Sub Total (WR)	584.98	530.47	3614.50	4707.94
दक्षिणी क्षेत्र / SOUTHERN REGION				
आन्ध्र प्रदेश / Andhra Pradesh	10.56	9.02	66.63	99.93
तेलंगाना / Telangana	10.56	20.89	95.08	132.94
कर्नाटक / Karnataka	227.11	340.70	2754.06	3037.31
केरल / Kerala	6.03	7.28	78.08	62.85
तमिल नाडू / Tamil Nadu	78.77	131.05	622.61	869.56
लक्षद्वीप /Lakshadweep	0.00	0.00	0.00	0.00
पुडुचेरी / Puducherry	0.00	0.00	0.00	0.00
उप-कुल दक्षिणी क्षेत्र / SUB TOTAL(SR)	333.03	508.95	3616.46	4202.58
पूर्वी क्षेत्र/ EASTERN REGION				
अण्डमान एवं निकोबार/ Andaman & Nicobar	0.00	0.00	0.00	0.00

Name of State/UT	Bagasse Power Generation(MU) March'2024	Bagasse Power Generation(MU) March'2023	Bagasse Power Generation(MU) April'2023-March'2024	Bagasse Power Generation(MU) April'2022-March'2023
बिहार / Bihar	19.11	18.99	140.98	106.68
झारखण्ड / Jharkhand	0.00	0.00	0.00	0.00
ओडिशा/ Odisha	0.00	0.00	0.00	0.00
सिक्किम / Sikkim	0.00	0.00	0.00	0.00
पश्चिम बंगाल / West Bengal	0.00	0.00	0.00	0.00
उप-कुल पूर्वी क्षेत्र / SUB TOTAL (ER)	19.11	18.99	140.98	106.68
उत्तर-पूर्वी क्षेत्र / NORTH-EASTERN REGION				
अरुणाचल प्रदेश / Arunachal Pradesh	0.00	0.00	0.00	0.00
असम / Assam	0.00	0.00	0.00	0.00
मणिपुर / Manipur	0.00	0.00	0.00	0.00
मेघालय / Meghalaya	0.00	0.00	0.00	0.00
मिज़ोरम / Mizoram	0.00	0.00	0.00	0.00
नागालैंड / Nagaland	0.00	0.00	0.00	0.00
त्रिपुरा / Tripura	0.00	0.00	0.00	0.00
उप-कुल उत्तर-पूर्वी क्षेत्र / SUB TOTAL (NER)	0.00	0.00	0.00	0.00
सम्पूर्ण भारत (कुल)/ ALL INDIA TOTAL	1455.71	1683.65	10825.59	12863.16

State wise Small Hydro Power (up to 25 MW Installed Capacity) Generation

Name of State/UT	Small Hydro Power Generation(MU) March'2024	Small Hydro Power Generation(MU) March'2023	Small Hydro Power Generation(MU) April'2023-March'2024	Small Hydro Power Generation(MU) April'2022-March'2023
उत्तरी क्षेत्र / NORTHERN REGION				
चंडीगढ़/ Chandigarh	0.00	0.00	0.00	0.00
दिल्ली / Delhi	0.00	0.00	0.00	0.00
हरियाणा / Haryana	0.97	8.93	222.05	241.90
हिमाचल प्रदेश / Himachal Pradesh	90.88	116.87	2526.98	2854.07
जम्मू कश्मीर / Jammu & Kashmir	33.03	27.88	408.69	393.20
लद्दाख / Ladakh	0.00	0.00	0.00	0.00
पंजाब / Punjab	41.11	43.89	636.97	682.48
राजस्थान / Rajasthan	1.31	0.86	7.45	7.17
उत्तर प्रदेश / Uttar Pradesh	11.73	14.64	175.24	234.69
उत्तराखंड / Uttarakhand	29.45	29.45	353.40	352.07
उप-कुल उत्तरी क्षेत्र / SUB TOTAL(NR)	208.48	242.52	4330.79	4765.58
पश्चिमी क्षेत्र / WESTERN REGION				
छत्तीसगढ़ / Chhattisgarh	1.70	11.66	145.54	155.92
गुजरात / Gujarat	27.90	23.57	217.68	213.10
मध्य प्रदेश / Madhya Pradesh	33.28	21.19	469.60	357.97
महाराष्ट्र / Maharashtra	59.24	65.14	888.48	766.73
दादर व नगर हवेली और दमन और दिउ / Dadra and Nagar Haveli and Daman and Diu	0.00	0.00	0.00	0.00
गोवा / Goa	0.00	0.00	0.00	0.00
उप-कुल पश्चिमी क्षेत्र / Sub Total (WR)	122.12	121.57	1721.30	1493.72
दक्षिणी क्षेत्र / SOUTHERN REGION				
आन्ध्र प्रदेश / Andhra Pradesh	6.93	36.04	127.10	410.90
तेलंगाना / Telangana	2.05	2.77	58.87	91.71
कर्नाटक / Karnataka	21.90	77.68	1370.76	2308.59
केरल / Kerala	40.66	33.28	716.31	824.34
तमिल नाडू / Tamil Nadu	16.73	11.00	206.00	296.71
लक्षद्वीप / Lakshadweep	0.00	0.00	0.00	0.00
पुदुचेरी / Puducherry	0.00	0.00	0.00	0.00
उप-कुल दक्षिणी क्षेत्र / SUB TOTAL(SR)	88.28	160.76	2479.03	3932.25
पूर्वी क्षेत्र/ EASTERN REGION				
अण्डमान एवं निकोबार/ Andaman & Nicobar	0.93	0.17	12.00	13.94

Name of State/UT	Small Hydro Power Generation(MU) March'2024	Small Hydro Power Generation(MU) March'2023	Small Hydro Power Generation(MU) April'2023-March'2024	Small Hydro Power Generation(MU) April'2022-March'2023
बिहार / Bihar	0.13	1.16	5.92	12.63
झारखण्ड / Jharkhand	0.00	0.00	2.74	2.40
ओडिशा/ Odisha	17.62	19.97	407.97	424.92
सिक्किम / Sikkim	1.03	1.03	12.35	12.35
पश्चिम बंगाल / West Bengal	13.26	12.66	204.46	204.44
उप-कुल पूर्वी क्षेत्र / SUB TOTAL (ER)	32.98	34.99	645.44	670.69
उत्तर-पूर्वी क्षेत्र / NORTH-EASTERN REGION				
अरुणाचल प्रदेश / Arunachal Pradesh	0.05	0.08	0.66	2.55
असम / Assam	2.72	2.95	64.20	62.66
मणिपुर / Manipur	0.00	0.00	0.00	0.00
मेघालय / Meghalaya	2.99	4.21	66.55	72.16
मिज़ोरम / Mizoram	7.99	7.99	95.93	59.06
नागालैंड / Nagaland	2.62	3.24	81.14	111.95
त्रिपुरा / Tripura	0.00	0.00	0.00	0.00
उप-कुल उत्तर-पूर्वी क्षेत्र / SUB TOTAL (NER)	16.37	18.48	308.48	308.38
सम्पूर्ण भारत (कुल)/ ALL INDIA TOTAL	468.22	578.31	9485.04	11170.61

State wise Others (Waste to energy) Power Generation

Name of State/UT	Others Power Generation(MU) March'2024	Others Power Generation(MU) March'2023	Others Power Generation(MU) April'2023- March'2024	Others Power Generation(MU) April'2022- March'2023
उत्तरी क्षेत्र / NORTHERN REGION				
चंडीगढ़ / Chandigarh	0.00	0.00	0.00	0.00
दिल्ली / Delhi	47.36	36.28	522.28	294.09
हरियाणा / Haryana	4.77	4.75	58.82	63.55
हिमाचल प्रदेश / Himachal Pradesh	0.00	0.00	0.00	0.00
जम्मू कश्मीर / Jammu & Kashmir	0.00	0.00	0.00	0.00
लद्दाख / Ladakh	0.00	0.00	0.00	0.00
पंजाब / Punjab	0.00	0.00	0.00	0.00
राजस्थान / Rajasthan	0.00	0.00	0.00	0.00
उत्तर प्रदेश / Uttar Pradesh	2.05	6.30	84.85	58.45
उत्तराखंड / Uttarakhand	0.00	0.00	0.00	0.00
उप-कुल उत्तरी क्षेत्र / SUB TOTAL(NR)	54.18	47.33	665.95	416.08
पश्चिमी क्षेत्र / WESTERN REGION				
छत्तीसगढ़ / Chhattisgarh	0.00	0.00	0.00	0.00
गुजरात / Gujarat	0.00	0.00	0.00	2.24
मध्य प्रदेश / Madhya Pradesh	4.75	4.50	28.83	36.93
महाराष्ट्र / Maharashtra	6.94	0.05	33.40	0.44
दादर व नगर हवेली और दमन और दिउ / Dadra and Nagar Haveli and Daman and Diu	0.00	0.00	0.00	0.00
गोवा / Goa	0.68	0.42	7.96	5.09
उप-कुल पश्चिमी क्षेत्र / Sub Total (WR)	12.37	4.97	70.19	44.70
दक्षिणी क्षेत्र / SOUTHERN REGION				
आन्ध्र प्रदेश / Andhra Pradesh	26.90	25.51	307.97	279.04
तेलंगाना / Telangana	20.51	13.02	155.29	159.08
कर्नाटक / Karnataka	0.00	0.00	0.00	0.00
केरल / Kerala	0.00	0.00	0.04	0.00
तमिल नाडू / Tamil Nadu	0.00	0.00	0.00	0.00
लक्षद्वीप / Lakshadweep	0.00	0.00	0.00	0.00
पुदुचेरी / Puducherry	0.00	0.00	0.00	0.00
उप-कुल दक्षिणी क्षेत्र / SUB TOTAL(SR)	47.41	38.53	463.31	438.12
पूर्वी क्षेत्र/ EASTERN REGION				
अण्डमान एवं निकोबार/ Andaman & Nicobar	0.00	0.00	0.00	0.00

Name of State/UT	Others Power Generation(MU) March'2024	Others Power Generation(MU) March'2023	Others Power Generation(MU) April'2023-March'2024	Others Power Generation(MU) April'2022-March'2023
बिहार / Bihar	0.00	0.00	0.00	0.00
झारखण्ड / Jharkhand	0.00	0.00	0.00	0.00
ओडिशा/ Odisha	0.00	0.00	0.00	0.00
सिक्किम / Sikkim	0.00	0.00	0.00	0.00
पश्चिम बंगाल / West Bengal	137.36	137.96	1545.13	1629.64
उप-कुल पूर्वी क्षेत्र / SUB TOTAL (ER)	137.36	137.96	1545.13	1629.64
उत्तर-पूर्वी क्षेत्र / NORTH-EASTERN REGION				
अरुणाचल प्रदेश / Arunachal Pradesh	0.00	0.00	0.00	0.03
असम / Assam	0.11	0.00	0.75	0.00
मणिपुर / Manipur	0.00	0.62	1.23	0.63
मेघालय / Meghalaya	0.00	0.00	0.00	0.00
मिज़ोरम / Mizoram	0.00	0.00	0.00	0.00
नागालैंड / Nagaland	0.00	0.00	0.00	0.00
त्रिपुरा / Tripura	0.00	0.00	0.00	0.00
उप-कुल उत्तर-पूर्वी क्षेत्र / SUB TOTAL (NER)	0.11	0.62	1.98	0.65
सम्पूर्ण भारत (कुल)/ ALL INDIA TOTAL	251.42	229.41	2746.55	2529.18

State wise Large Hydro Power Generation

Name of State/UT	Large Hydro Power Generation(MU) March'2024	Large Hydro Power Generation(MU) March'2023	Large Hydro Power Generation(MU) April'2023-March'2024	Large Hydro Power Generation(MU) April'2022-March'2023
उत्तरी क्षेत्र / NORTHERN REGION				
चंडीगढ़ / Chandigarh	0.00	0.00	0.00	0.00
दिल्ली / Delhi	0.00	0.00	0.00	0.00
हरियाणा / Haryana	0.00	0.00	0.00	0.00
हिमाचल प्रदेश / Himachal Pradesh	1640.60	1462.76	36365.85	38666.99
जम्मू कश्मीर / Jammu & Kashmir	1095.90	1103.70	15874.24	16777.42
लद्दाख / Ladakh	15.00	16.82	388.48	402.78
पंजाब / Punjab	264.79	304.33	4676.42	4399.65
राजस्थान / Rajasthan	125.66	75.02	1013.97	967.43
उत्तर प्रदेश / Uttar Pradesh	35.07	56.73	850.64	974.03
उत्तराखंड / Uttarakhand	710.75	672.73	13919.23	15435.77
उप-कुल उत्तरी क्षेत्र / SUB TOTAL(NR)	3887.77	3692.09	73088.83	77624.07
पश्चिमी क्षेत्र / WESTERN REGION				
छत्तीसगढ़ / Chhattisgarh	25.28	27.83	321.76	237.37
गुजरात / Gujarat	221.70	291.45	4556.33	6133.14
मध्य प्रदेश / Madhya Pradesh	247.73	270.29	6444.78	7309.07
महाराष्ट्र / Maharashtra	345.45	453.17	5264.49	5894.29
दादर व नगर हवेली और दमन और दिउ / Dadra and Nagar Haveli and Daman and Diu	0.00	0.00	0.00	0.00
गोवा / Goa	0.00	0.00	0.00	0.00
उप-कुल पश्चिमी क्षेत्र / Sub Total (WR)	840.16	1042.74	16587.36	19573.87
दक्षिणी क्षेत्र / SOUTHERN REGION				
आन्ध्र प्रदेश / Andhra Pradesh	90.58	197.60	1373.19	3747.58
तेलंगाना / Telangana	27.45	76.64	1243.29	6010.07
कर्नाटक / Karnataka	644.66	992.90	8973.17	13157.34
केरल / Kerala	462.52	439.73	5155.72	7989.00
तमिल नाडू / Tamil Nadu	183.90	257.75	3563.28	5965.77
लक्षद्वीप / Lakshadweep	0.00	0.00	0.00	0.00
पुडुचेरी / Puducherry	0.00	0.00	0.00	0.00
उप-कुल दक्षिणी क्षेत्र / SUB TOTAL(SR)	1409.11	1964.62	20308.65	36869.76
पूर्वी क्षेत्र/ EASTERN REGION				

Name of State/UT	Large Hydro Power Generation(MU) March'2024	Large Hydro Power Generation(MU) March'2023	Large Hydro Power Generation(MU) April'2023-March'2024	Large Hydro Power Generation(MU) April'2022-March'2023
अण्डमान एवं निकोबार/ Andaman & Nicobar	0.00	0.00	0.00	0.00
बिहार / Bihar	0.00	0.00	0.00	0.00
झारखण्ड / Jharkhand	5.66	7.87	196.80	305.47
ओडिशा/ Odisha	388.96	317.59	6162.20	5462.81
सिक्किम / Sikkim	40.67	332.13	8609.86	11696.79
पश्चिम बंगाल / West Bengal	131.71	138.90	2816.49	3423.73
उप-कुल पूर्वी क्षेत्र / SUB TOTAL (ER)	567.00	796.49	17785.35	20888.80
उत्तर-पूर्वी क्षेत्र / NORTH-EASTERN REGION				
अरुणाचल प्रदेश / Arunachal Pradesh	226.75	203.63	4278.18	4820.94
असम / Assam	36.30	14.14	614.70	481.60
मणिपुर / Manipur	13.31	8.58	298.18	477.98
मेघालय / Meghalaya	24.33	39.34	808.58	980.25
मिज़ोरम / Mizoram	8.84	8.32	118.63	204.13
नागालैंड / Nagaland	2.14	3.60	165.47	177.37
त्रिपुरा / Tripura	0.00	0.00	0.00	0.00
उप-कुल उत्तर-पूर्वी क्षेत्र / SUB TOTAL (NER)	311.67	277.61	6283.74	7142.27
सम्पूर्ण भारत (कुल)/ ALL INDIA TOTAL	7015.71	7773.55	134053.93	162098.77



This report is published by
Renewable Project Monitoring Division
Central Electricity Authority, New Delhi

For any query, please contact at:

011-26732320

ce-rpmcea@cea.nic.in/cerpmcea@gmail.com