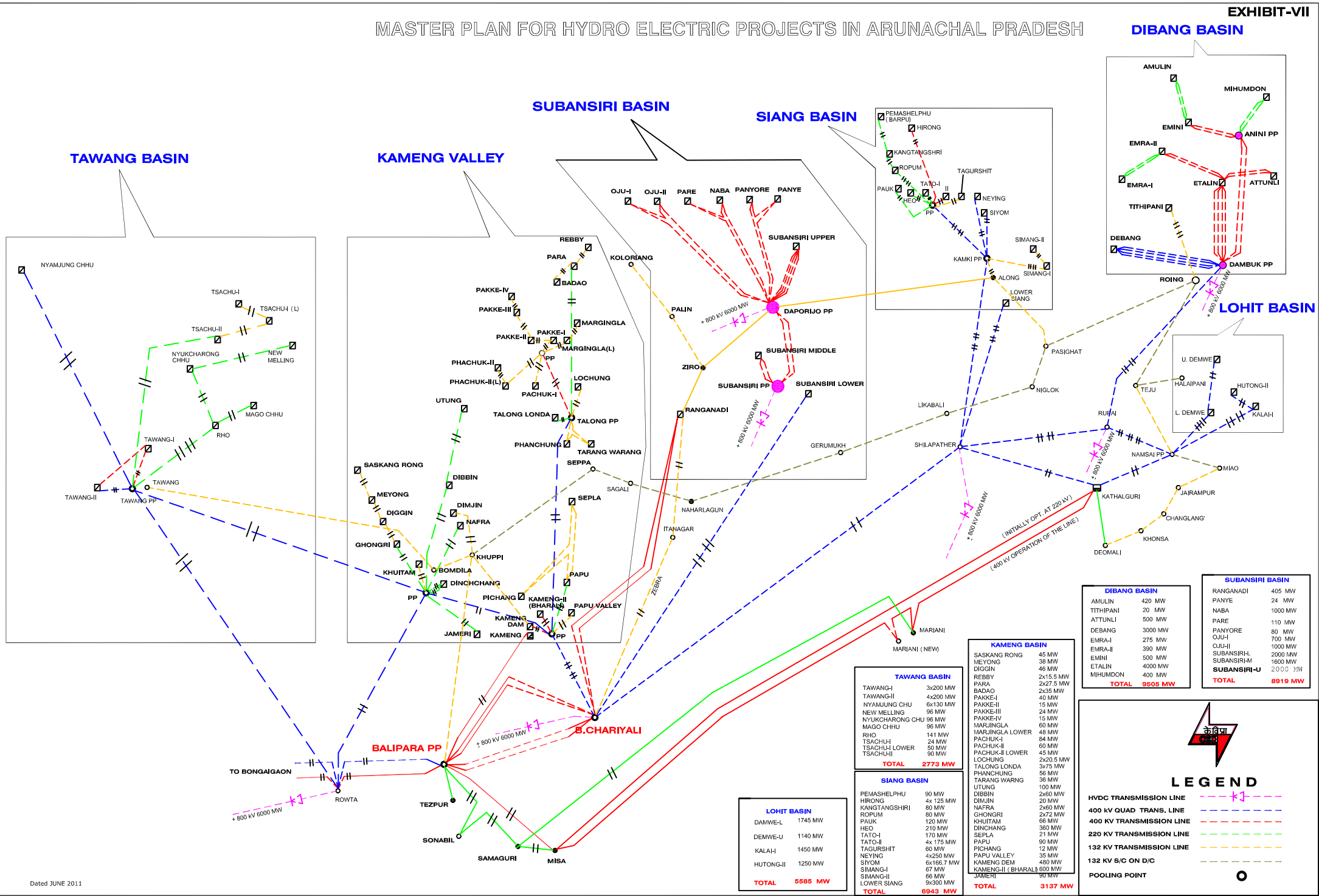


MASTER PLAN FOR HYDRO ELECTRIC PROJECTS IN ARUNACHAL PRADESH

EXHIBIT-VII



TAWANG BASIN

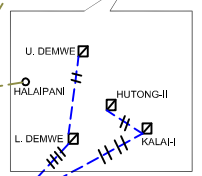
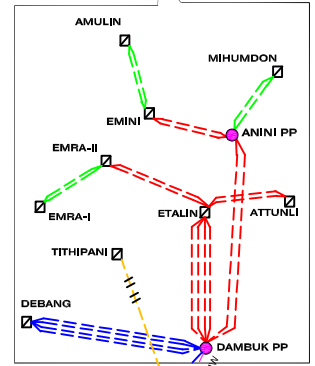
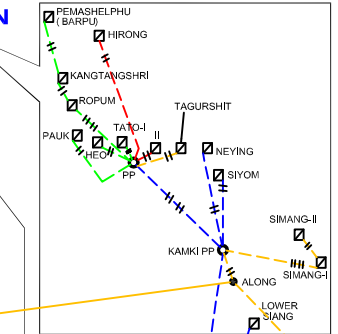
KAMENG VALLEY

SUBANSIRI BASIN

SIANG BASIN

DIBANG BASIN

LOHIT BASIN



TAWANG BASIN	
TAWANG-I	3x200 MW
TAWANG-II	4x200 MW
NYAMJUNG CHU	6x130 MW
NEW MELLING	96 MW
NYUKCHARONG CHU	98 MW
MAGO CHHU	96 MW
RHO	141 MW
TSACHU-I	24 MW
TSACHU-I LOWER	90 MW
TSACHU-II	90 MW
TOTAL	2773 MW

SIANG BASIN	
PEMASHELPHU (BARPU)	90 MW
HIRONG	4x 125 MW
KANGTANGSHRI	80 MW
ROPUM	80 MW
PAUK	120 MW
HEO	210 MW
TATO-I	170 MW
TATO-II	4x 175 MW
TAGURSHIT	60 MW
NEYING	4x250 MW
SIYOM	6x165.7 MW
SIMANG-I	67 MW
SIMANG-II	66 MW
LOWER SIANG	9x300 MW
TOTAL	6943 MW

KAMENG BASIN	
SASKANG RONG	45 MW
MEYONG	38 MW
DIGGIN	46 MW
REBBY	2x15.5 MW
PARA	2x27.5 MW
BADAO	2x35 MW
PAKKE-I	40 MW
PAKKE-II	15 MW
PAKKE-III	24 MW
PAKKE-IV	15 MW
MARJINGLA	60 MW
MARJINGLA LOWER	48 MW
PACHUK-I	84 MW
PACHUK-II	60 MW
PACHUK-II LOWER	45 MW
LOCHUNG	2x20.5 MW
TALONG LONDA	3x75 MW
PHANCHUNG	56 MW
TARANG WANG	36 MW
UTUNG	100 MW
DIBBIN	2x60 MW
DIMJIN	20 MW
NAFRA	2x60 MW
GHONGRI	2x72 MW
KHUITAM	66 MW
DINCHANG	360 MW
SEPLA	21 MW
PAPU	90 MW
PICHANG	12 MW
PAPU VALLEY	35 MW
KAMENG DEM	480 MW
KAMENG-II (BHARAL)	600 MW
JAMERI	90 MW
TOTAL	3137 MW

DIBANG BASIN	
AMULIN	420 MW
TITHIPANI	20 MW
ATTUNLI	500 MW
DEBANG	3000 MW
EMRA-I	275 MW
EMRA-II	390 MW
EMINI	500 MW
ETALIN	4000 MW
MIHUMDON	400 MW
TOTAL	9505 MW

SUBANSIRI BASIN	
RANGANADI	405 MW
PANYE	24 MW
NABA	1000 MW
PARE	110 MW
PANYORE	80 MW
OJU-I	700 MW
OJU-II	1000 MW
SUBANSIRI-L	2000 MW
SUBANSIRI-M	1600 MW
SUBANSIRI-U	2000 MW
TOTAL	8919 MW

LEGEND

- HVDC TRANSMISSION LINE ---
- 400 kV QUAD TRANS. LINE ---
- 400 kV TRANSMISSION LINE ---
- 220 kV TRANSMISSION LINE ---
- 132 kV TRANSMISSION LINE ---
- 132 kV S/C ON D/C ---
- POOLING POINT ○