

केंद्रीय विद्युत प्राधिकरण

(जल विद्युत स्कंध)



निर्माणाधीन जल विद्युत परियोजनाओं की प्रगति

(विद्युत अधिनियम, 2003 के तहत के.वि.प्रा. के दायित्व की पूर्ति में)

त्रैमासिक समीक्षा संख्या. 120
QUARTERLY REVIEW No. 120

जनवरी ~ मार्च, 2025

जल विद्युत् परियोजना प्रबोधन प्रभाग
नई दिल्ली

अप्रैल -2025

I N D E X

Chapter	Contents	Page No.
	Executive Summary	1-2
1.	Milestones achieved during the Financial Year 2024-25 .	3
2.	Plan wise hydro capacity targets/ achievements from 4 th plan onwards.	4
2.1	Year/Plan wise hydro capacity addition in the country.	5-6
2.1(a)	Hydro Capacity addition during 2012-13	7
2.1(b)	Hydro Capacity addition during 2013-14	8
2.1(c)	Hydro Capacity addition during 2014-15	9
2.1(d)	Hydro Capacity addition during 2015-16	10-11
2.1(e)	Hydro Capacity addition during 2016-17	12-13
2.1(f)	Hydro Capacity addition during 2017-18	14
2.1(g)	Hydro Capacity addition during 2018 -19	15
2.1(h)	Hydro Capacity addition during 2019-20	16
2.1(i)	Hydro Capacity addition during 2020-21	17
2.1(j)	Hydro Capacity addition during 2021-22	18
2.1(k)	Hydro Capacity addition during 2022-23	19
2.1(l)	Hydro Capacity addition during 2023-24	20
2.1(m)	Hydro Capacity addition during 2024-25	21
2.2	Summary of Hydro Capacity Addition expected during 2023-32	
2.2(a)	Summary	22
2.2(b)	Hydro Capacity addition programmed for 2025-26	23
2.2(c)	Hydro Capacity addition programmed for 2026-27	24
2.2(d)	Hydro Capacity addition programmed for 2027-28	25
2.2(e)	Hydro Capacity addition programmed for 2028-29	26
2.2(f)	Hydro Capacity addition programmed for 2029-30	27
2.2(g)	Hydro Capacity addition programmed for 2031-32	28
2.3(a)	List of Hydro Projects - Under construction	29-31
2.3(b)	List of Hydro Projects - Stalled	32
3.	Growth of installed capacity	33
3.1	Growth of hydro capacity.	34
4.	The trend of hydro capacity addition. (Hydro and thermal mix)	35
5.	List of sanctioned H.E. Projects.	
5.1	List of sanctioned under-construction H.E. Projects	36
5.2	List of sanctioned stalled H.E. Projects	37
6.	Status of Sanctioned, Under Execution H.E. Projects.	38-55
7.	Financial status of H.E. Projects	
7.1	Financial status of Under Execution H.E. Projects	56-58
7.2	Financial status of stalled H.E. Projects	59
8.	Status of Environment & Forest Clearance of sanctioned H.E. Projects.	
8.1	Status of Environment & Forest Clearance of under construction H.E. Projects	60
8.2	Status of Environment & Forest Clearance of stalled H.E. Projects	61

9.	Status of Award of Civil Package for Under Execution H.E. Projects.	
9.1(a)	Status of Award of Civil Package for Under Execution H.E. Projects.	62
9.1(b)	Status of Award of Civil Package for Stalled H.E. Projects.	63
9.2	Status of Ordering status of TG sets of Under Execution H.E. Projects.	64-66
9.3	Status of the ordering of various packages for Under Construction and stalled Hydro Electric Projects	67-78
10.	Status of Financial closure of Private Sector H.E. Projects.	79-80
11.	Details of Under Execution H.E. Projects having Time/Cost over-run	81-89

Executive Summary

ALL INDIA POWER SECTOR INSTALLED CAPACITY (AS ON 31.03.2025)

Installed Capacity (IC)	MW	Percentage of total IC
Thermal (Coal, Lignite, Gas & Diesel)	246935.46	(51.96%)
Renewable		
a) Large hydro (above 25MW)	47728.16	(10.04%)
b) Other Renewables (solar, wind, biomass small hydro etc.)	172368.18	(36.27%)
Nuclear	8180.00	(1.72%)
TOTAL (IC)	475211.80	

Sector wise Hydro Capacity under Execution: A hydro capacity (from hydro projects >25 MW) of **21487.5 MW** is under execution, of which 13037.5 MW is conventional Hydro and 8450 MW is Pumped Storage. The Sector wise summary is given as under: -

Part A – Hydro

Sector	Under construction	
	Nos	MW
Central	14	10256
State	9	2391.5
Private	2	390
Total:	25	13037.50

Part B - PSP

Sector	Under construction	
	Nos	MW
Central	1	1000
State	3	3850
Private	2	3600
Total:	6	8450

Monitorable Targets for Hydro Capacity Addition for the year 2024-25:

Monitorable Targets for hydro capacity addition for the year 2024-25 is **1000 MW** (1000 MW of Conventional hydro).

Details are as under:

Sl. No.	Name of Project	State/ Implem. Agency	Unit No.	Capacity (MW)		Capacity Addition
				Target	Actual	As Programmed/ Anticipated
A	Hydro					
	Central Sector					
1	Parbati-II /NHPC (4*200=800 MW)	Himachal Pradesh/NHPC	U-1 to U-4	800	600	Mar'25 (U-1 to U-3 Commissioned)
		Sub- total (Central):		800	0	
	State Sector					
2	Pallivasal (2x30= 60 MW)	Kerala/ KSEB Ltd.	U-1 to U-2	60	60	Commissioned on 24.12.2024
3	Thottiyar (1x30 + 1x10 = 40 MW)	Kerala/ KSEB Ltd.	U-1 to U-2	40	40	Commissioned on 18.10.2024
4	Uhl-III (3*33.3=100 MW)	Himachal Pradesh/BVPCL	U-1 to U-3	100	100	Commissioned on 05.03.2025
		Sub- total (State):		200	200	
Total Hydro (CS+SS+PS)				1000	800	
Total (PSP+Hydro)				1000	800	

Total capacity likely to be achieved by 31.03.2025 – 1000 MW

CHAPTER- 1

Milestones achieved during the Financial Year 2024-25.

- Thottiyar Hydro-electric Project (40 MW) by KSEB commissioned during Oct'24
- Pallivasal Hydro-electric Project (60 MW) by KSEB commissioned during Dec'24
- Uhl-III Hydro-electric Project (40 MW) by BVPCL commissioned during Mar'25
- Three units(3x200=600MW) out of four units of Parbati-II Hydro-electric Project by NHPC commissioned during Mar'25

CHAPTER - 2

Plan wise Hydro capacity Target Vs Achievement since 4th Plan

Plan / Year	Target (MW) (Original)	Capacity Addition (MW)	% Achieved
4th Plan (1969-74)	3518.00	1058.39	30.08
5th Plan (1974-79)	4654.00	3867.77	83.11
Annual Plan (1979-80)	548.00	550.9	100.53
6th Plan (1980-85)	4768.00	3076.05	64.51
7th Plan (1985-90)	5541.25	3828.41	69.09
Annual Plan (1990-91)	1006.50	445.5	44.26
Annual Plan (1991-92)	754.30	436	57.8
8th Plan (1992-97)	9282.15	2427.65	26.15
9th Plan (1997-02)	9817.70	4538.25	46.23
10th Plan (2002-07)	14393.20	7886	54.79
11th Plan (2007-12)	15627.00	5544	35.48
12 th Plan (2012-17)	10897.00	5479	50.28
2017-18	1305.00	795	60.92
2018-19	840.00	140	16.67
2019-20	1190.00	300	25.21
2020-21	606.00	510	84.16
2021-22	493.00	393	79.72
2022-23	1080	120	11.11
2023-24	660.00	60	9.09
2024-25	1000.00	800	80.00

CHAPTER - 2.1					
Year/Plan wise Hydro Capacity Addition in the Country					
S.No.	Year	Target (Original)	Capacity Addition (MW)	% Achieved	Remarks
1st Five Year Plan (1.1.51 to 31.12.55)					
1	1951		15.89		
2	1952		140.00		
3	1953		16.00		
4	1954		62.17		
5	1955		146.13		
	Total :		380.19		
2nd Five Year Plan (1.1.56 to 31.03.61)					
6	1956		121.96		
7	1957-58		152.48		
8	1958-59		147.52		
9	1959-60		168.71		
10	1960-61		386.51		
	Total :		977.18		
3rd Five Year Plan (1.4.61 to 31.03.66)					
11	1961-62		502.44		
12	1962-63		517.25		
13	1963-64		230.67		
14	1964-65		221.71		
15	1965-66		735.01		
	Total :		2207.08		
Annual Plans (1966-67, 67-68, 68-69)					
16	1966-67		633.48		
17	1967-68		729.70		
18	1968-69		419.99		
4th Five Year Plan (1.4.69 to 31.03.74)					
19	1969-70		227.79		
20	1970-71		248.53		
21	1971-72		228.38		
22	1972-73		173.80		
23	1973-74		179.89		
	Total :	3518	1058.39	30.08	
5th Five Year Plan (1.4.74 to 31.03.79)					
24	1974-75		563.94		
25	1975-76		934.36		
26	1976-77		561.30		
27	1977-78		995.32		
28	1978-79		812.85		
	Total :	4654	3867.77	81.11	
Annual Plan (1979-80)					
29	1979-80	548	550.90	100.18	
6th Five Year Plan (1.4.80 to 31.03.85)					
30	1980-81		407.25		
31	1981-82		381.59		
32	1982-83		883.05		
33	1983-84		799.70		
34	1984-85		604.46		
	Total :	4768	3076.05	64.51	

S.No.	Year	Target (Original)	Capacity Addition (MW)	% Achieved	Remarks
7th Five Year Plan (1.4.85 to 31.03.90)					
35	1985-86		1012.00		
36	1986-87		704.525		
37	1987-88		1069.285		
38	1988-89		532.70		
39	1989-90		509.90		
	Total :	5541.25	3828.41	69.09	
Annual Plans (1990-91, 91-92)					
40	1990-91	1006.5	445.50	44.26	
41	1991-92	754.3	436.00	57.8	
8th Five Year Plan (1.4.92 to 31.03.97)					
42	1992-93	372.95	372.95		
43	1993-94	957.65	797.15		
44	1994-95	1192.55	450.00		
45	1995-96	1846	147.05		
46	1996-97	4913	660.50		
	Total :	9282.15	2427.65	26.15	
9th Five Year Plan (1.4.97 to 31.03.2002)					
47	1997-98	233	233.00		
48	1998-99	312	542.50		
49	1999-2000	1543	1371.50		
50	2000-01	2223	1285.00		
51	2001-02	5506.7	1106.25		
	Total :	9817.7	4538.25	46.22	
10th Five Year Plan (1.4.02 to 31.03.07)					
52	2002-03	585	635.00		
53	2003-04	3740	2590.00		Highest till date.
54	2004-05	2401	1015.00		
55	2005-06	2010	1340.00		
56	2006-07	5657	2306.00		3rd Highest
	Total :	14393	7886.00	54.79	
11th Five Year Plan (1.4.07 to 31.03.12)					
57	2007-08	2423	2423		2nd Highest.
58	2008-09	1097	969		
59	2009-10	1805	39		
60	2010-11	1741	690		
61	2011-12	8561	1423		
	Total :	15627	5544.00	35.48	
12th Five Year Plan (1.4.12 to 31.03.17)					
62	2012-13	802 ★	510		
63	2013-14	1198 ★	1058		
64	2014-15	842 ★	736		
65	2015-16	1691 ★	1516		
66	2016-17	1714 ★	1659		4th Highest
	Total :	10897	5479	50.23	
67	2017-18	1305 ★	795	60.92	
68	2018-19	840 ★	140	16.67	
69	2019-20	1190 ★	300	25.21	
70	2020-21	606 ★	510	84.16	
71	2021-22	493 ★	393	79.72	
72	2022-23	1080 ★	120	11.11	
73	2023-24	660 ★	60	9.09	
74	2024-25	1000 ★	800	80.00	
★ Targets set at the beginning of the year.					

Chapter- 2.1(a)

Hydro Capacity Addition During the Year 2012-13

Sl. No.	Particular	Unit Nos.	Target (MW)	Commissioning as programmed	Actual (MW)	Actual (A)	Remarks
	A. Central Sector						
1	Chamera-III NHPC, H.P. 3x77= 231 MW	1 2 3	77 77 77	Jun-12 Aug-12 Oct -12	77 77 77	28.06.2012(A) 12.06.2012(A) 07.06.2012(A)	Commissioned
2	Uri-II NHPC, J&K 4x60= 240 MW	1 2 3 4	60 60 60 60	Aug -12 Sept -12 Nov-12 Dec-12	- - - -	Slipped Slipped Slipped Slipped	- Local agitation from mid March, 12 to June, 12 end. - TRT was flooded on 17.09.12 due to flash flood. - Filling of U/s Water conductor system delayed due to agitation by local people demanding employment in NHPC.
3	Chutak NHPC, J&K 4x11 =44 MW	1 2 3 4	11 11 11 11	Sept-12 Sept-12 Nov -12 Dec-12	11 11 11 11	22.11.2012(A) 08.11.2012(A) 11.11.2012(A) 28.01.2013(A)	Unit # 1, Unit #2 & Unit# 3 were synchronized on 06.11.11, 26.03.12 & 31.07.12 respectively but commissioning delayed due to non-availability of sufficient load
4	Parbati-III NHPC, HP 4x130= 520 MW	1	130	Mar-13	-	Slipped	- Non-availability of Transmission system. - Completion of Surge shaft gates.
	Sub- total (A):		645			275	
	B. State Sector						
5	Bhawani Kattalai - II TANGEDCO, T.N Tamil Nadu, 2x15 = 30 MW	1 2	15 15	June-12 July-12	- -	Commissioning at full load expected in 2013-14, since water availability for full load likely in monsoon 2013	Unit#1&2 Synchronised at part load in July,11& Sept,11 - Reservoir filling delayed on account of less release from Mettur dam.
6	Bhawani Kattalai - III TANGEDCO, T.N 2x15 = 30 MW	1	15	Oct-12	15	08.12.12(A)	Delay in Reservoir filling on account of less release of water from Mettur dam.
7	Myntdu, MeECL, Meghalaya 3x42 = 126 MW	3	42	Mar-13	42	07.03.2013(A)	Commissioned
	Sub- total (B):		87		57		
	C. Private Sector						
8	Budhil Lanco H P 2x35=70 MW	1 2	35 35	May-12 July-12	35 35	30.05.2012(A) 26.05.2012(A)	Commissioned
	Sub- total (C):		70		70		
	Total (A+B+C)		802		402		
Out side the programme of 2012-13.							
1.	Teesta Low Dam – III NHPC, WB 4x33=132 MW	1 2 3	- - -	2013-14 2013-14 2013.14	33 33 33	30.01.2013(A) 20.01.2013(A) 24.02.2013(A)	Commissioned
	Sub- total : Outside		-		99		
	Total: 2012-13		802		501		

Chapter- 2.1(b)

Hydro Capacity Addition during the Year 2013-14

Sl. No.	Particular	Unit Nos.	Capacity (MW)		Commissioning as per program	Actual (A)	Remarks
			Target	Actual			
A. Central Sector							
1	Teesta Low Dam-III NHPC, WB. 4x33= 132 MW	Unit # 4	33	33	April-13	01.04.2013(A)	Commissioned
2	Uri-II NHPC, J&K 4x60= 240 MW	Unit # 1 Unit # 2 Unit # 3 Unit # 4	60 60 60 60	60 60 60 60	May-13 June- 13 July- 13 July- 13	25.09.2013 (A) 16.11.2013 (A) 27.09.2013 (A) 02.02.2014 (A)	Commissioned
3	Parbati-III NHPC, HP 4x130= 520 MW	Unit # 1 Unit # 2 Unit # 3	130 130 130	130 130 130	June-13 July -13 Feb- 14	18.02.2014 (A) 27.02.2014 (A) 15.03.2014 (A)	Commissioned
4	Nimoo Bazgo NHPC, J&K 3x15 =45 MW	Unit # 1 Unit # 2 Unit # 3	15 15 15	15 15 15	Dec- 13 Nov -13 Nov-13	02.11.2013 (A) 31.10.2013 (A) 30.10.2013 (A)	Commissioned
5	Rampur SJVN Limited, HP. 6x68.67 = 412 MW	Unit # 1 Unit # 2 Unit # 5	68.67 68.67 68.67	68.67 68.67 68.67	Jan- 14 Feb- 14 Mar- 14	23.03.2014 (A) 21.03.2014 (A) 29.03.2014 (A)	Commissioned
	Sub- total (A):		914	914			
B. State Sector							
6.	Lower Jurala APGENCO, A.P. (6x40=240 MW)	Unit # 1	40	-	Dec-13	2014-15 (July-2014)	Unit was synchronized at part load on 29.12.13, but full load commissioning could not be achieved due to non-availability of sufficient water.
7	Bhawani Kattalai -II TANGEDCO, T.N Tamil Nadu, 2x15 = 30 MW	Unit # 1 Unit # 2	15 15	15 15	July -13 Aug- 13	27.08.2013 (A) 06.09.2013 (A)	Commissioned
8	Bhawani Kattalai -III TANGEDCO, T.N Tamil Nadu, 2x15 = 30 MW	Unit # 2	15	15	June -13	25.09.2013 (A)	Commissioned
	Sub- total (B):		85	45			
C. Private Sector							
9	Sorang Himachal Sorang Power Pvt. Ltd, H P. 2x50=100 MW	Unit # 1 Unit # 2	50 50	- -	Nov-13 Dec-13	2015-16 2015-16	Commissioning delayed, cracks developed in penstock during filling of water conductor system in 1 st week of Nov-2013.
10	Chuzachen Gati Infra. Limited, Sikkim 2x49.5= 99 MW	Unit # 1 Unit # 2	49.5 49.5	49.5 49.5	June -13 July -13	21.04.2013(A) 20.04.2013(A)	Commissioned
	Sub- total (C):		199	99			
	Total (A+B+C)		1198	1058			

Chapter- 2.1(c)

Hydro Capacity Addition during the Year 2014-15

Sl. No.	Particular	Unit Nos.	Capacity (MW)		Commissioning		Remarks/Critical Issue
			Target	Actual	As Programmed	Actual (A)	
A. Central Sector							
1	Parbati-III NHPC, HP 4x130= 520 MW	Unit # 4	130	130	Aug- 14	22.05.2014 (A)	Commissioned
2	Rampur SJVN Limited, HP. 6x68.67 = 412 MW	Unit # 3 Unit # 4 Unit # 6	68.67 68.67 68.67	68.67 68.67 68.67	Jun 14 May 14 Apr 14	31.07.2014(A) 12.06.2014(A) 04.12.2014(A)	Commissioned
Out side the Programme							
3	Koldam NTPC, H.P. 4x200 = 800 MW	Unit # 1 Unit # 2	200 200	200 200	Mar-15 Mar-15	31.03.2015 (A) 30.03.2015 (A)	Commissioned
	Sub- total (A):		736	736			
B. State Sector							
4	Lower Jurala TSGENCO, Telangana 6x40= 240 MW	Unit # 1 Unit # 2 Unit # 3 Unit # 4	40 40 40 40	0 0 0 0	Jul.-14 Jul.-14 Oct.-14 Mar.-15	Slipped	- Slipped due to flooding of Power House on 30.07.2014 during synchronization process for Unit # 1 to Unit# 3.
5	Nagarjuna Sagar APGENCO, A.P. 2x25= 50 MW	Unit # 1 Unit # 2	25 25	0 0	Sep-14 Dec-14	Slipped	- Commissioning delayed due to non-availability of water.
	Sub- total (B):		210	0			
C. Private Sector							
6	Jorethang Loop DANS Pvt. Ltd., Sikkim 2x48= 96 MW	Unit # 1 Unit # 2	48 48	0 0	Feb-15 Mar-15	Slipped	- Slipped due to non-completion of HRT.
7	Teesta-III Teesta Urja, Sikkim 6x200= 1200 MW	Unit # 6	200	0	Mar-15	Slipped	- Slipped due to Financial crunch with the Developer.
	Sub- total (C):		296	0			
	Total (A+B+C)		842	736			

Out side RFD achievements:

Unit #1 & # 2 (400 MW) of Kol Dam HEP commissioned during March, 2015.

Chapter- 2.1 (d)

Hydro Capacity Addition during the Year 2015-16

Sl. No.	Particular	Unit Nos.	Capacity (MW)		Commissioning		Remarks/Critical Issue
			Target	Actual	As Programmed	Actual (A)	
A.	Central Sector						
1	Koldam NTPC, HP 4x200= 800 MW	Unit # 3 Unit # 4	200 200	200 200	4/15 5/15	10.04.2015(A) 12.06.2015(A)	Commissioned
2	Teesta Low Dam-IV NHPC, W.B 4x40 = 160 MW	Unit # 1 Unit # 2	40 40	40 40	2/16 3/16	14.02.2016 16.03.2016	Commissioned
3	Pare NEEPCO, Ar. Pradesh 2x55=110 MW	Unit # 1 Unit # 2	55 55		8/12 8/12	Slipped Slipped	Slipped due to inundation of dam area with flood water after overtopping of Cofferdam in June'15 and many times thereafter. Slow progress of works in Dam concreting.
	Sub- total (A):		590	480			Achieved:-480 MW
B.	State Sector						
4	Baglihar - II JKPDC, J&K 3x150= 450 MW	Unit # 1 Unit # 2 Unit # 3	150 150 150	150 150 150	9/15 9/15 2016-17	05.09.2015(A) 29.09.2015(A) 26.10.2015(A)	Commissioned
5	Kashang – I HPPCL, H.P. 1x65=65 MW	Unit # 1	65		3/16	Slipped	Slow progress of E&M works.
6	Lower Jurala TSGENCO, Telangana 6x40= 240 MW	Unit # 1 Unit # 2 Unit # 3 Unit # 4	40 40 40 40	40 40 40 40	7/15 8/15 9/15 10/15	14.10.2015(A) 30.09.2015(A) 04.01.2016(A) 05.03.2016(A)	Commissioned
7	Nagarjuna Sagar TR APGENCO, AP 2x25=50 MW	Unit # 1 Unit # 2	25 25		7/15 7/15	Slipped Slipped	Unit 1 & 2 could not be commissioned due to non- availability of rated discharge.
	Sub- total (B):		575	610			Achieved:-610 MW
C.	Private Sector						
8	Sorang HSPCL, H.P. 2x50 = 100 MW	Unit # 1 Unit # 2	50 50		11/11 12/11	Slipped Slipped	Unit # 1 synchronized , but could not be commissioned due to non-availability of rated discharge. Penstock ruptured on 18.11.2015.
9	Srinagar AHPCL, Uttarakhand 4x82.5=330	Unit # 1 Unit # 2 Unit # 3 Unit # 4	82.5 82.5 82.5 82.5	82.5 82.5 82.5 82.5	4/15 4/15 5/15 6/15	10.04.2015(A) 08.06.2015(A) 20.04.2015(A) 03.06.2015(A)	Commissioned
10	Jorethang Loop	Unit # 1	48	48	9/15	22.09.2015(A)	Commissioned

	DANS Pvt. Ltd., Sikkim 2x48= 96 MW	Unit # 2	48	48	10/15) 23.09.2015(A)	
	Sub- total (C):		526	426			Achieved:-426 MW
	Total (A+B+C)		1691	1516			Achieved:-1516 MW
	Note: 1516 MW out of 1691 MW is Commissioned during 2015-16.						

Out side RFD achievements:

Unit #3 (150 MW) of Baglihar-II HEP commissioned ahead of Programme during Oct-2015.

Chapter- 2.1(e)

Hydro Capacity Addition during the Year 2016-17

Sl. No.	Particular	Unit Nos.	Capacity (MW)		Commissioning		Remarks/ Critical Issue
			Target	Actual	As Programmed	Actual (A)	
A. Central Sector							
1	Teesta Low Dam IV NHPC, West Bengal 4x40 = 160 MW	Unit # 3 Unit # 4	40 40	40 40	Jun.16 Sep.16	03.07.2016(A) 11.08.2016(A)	Commissioned
2	Pare NEEPCO, Ar. Pradesh 2x55=110 MW	Unit # 1 Unit # 2	55 55	- -	Aug.12 Aug.12	Slipped Slipped	Slow progress in Dam concreting and erection of spillway gates.
3	Kameng NEEPCO, Ar. Pradesh 4x150= 600 MW	Unit # 1 Unit # 2	150 150	- -	Dec.'09 Dec.'09	Slipped Slipped	Slow progress in Dam & HM works.
Sub- total (C.S.):			490	80			
B. State Sector							
1	Sainj HPPCL, H.P 2x50= 100 MW.	Unit # 1 Unit # 2	50 50	- -	Dec.16 Jan.17	Slipped Slipped	Slow progress of work
2	Kashang – I HPPCL, H.P. 1x65=65 MW	Unit # 1	65	65	May 16	10.10.2016(A)	Commissioned
3	Lower Jurala TSGENCO, Telangana 6x40= 240 MW	Unit # 5 Unit # 6	40 40	40 40	Sept.16 Nov.16	20.08.2016(A) 29.09.2016(A)	Commissioned
4	Pulichintala TSGENCO, Telangana 4x30=120 MW	Unit # 1 Unit # 2	30 30	30 -	Aug.16 Dec.16	25.09.2016(A) Slipped	Commissioned Non-availability of water in the Dam.
5	New Umtru MePGCL, Meghalaya 2x20=40 MW	Unit # 1 Unit # 2	20 20	- -	Nov.16 Dec.16	Slipped Slipped	Slow progress of works.
6	Teesta-III Teesta Urja Ltd. Sikkim 6x200= 1200 MW	Unit #1 Unit # 2 Unit # 3	200 200 200	200 200 200	Dec.16 Jan.17 Feb.17	15.01.2017(A) 27.01.2017(A) 14.01.2017(A)	Commissioned
7	Nagarjuna Sagar TR APGENCO, Telangana 2x25= 50 MW	Unit #1 Unit #2	25 25	25 25	Aug.16 Aug.16	05.01.2017(A) 28.01.2017(A)	Commissioned
Sub- total (B):			995	825			
C. Private Sector							
1	Chanju-I IA Energy ; H.P. 3x12= 36 MW	Unit # 1 Unit # 2 Unit # 3	12 12 12	12 12 -	July 16 Sept.16 Dec.16	17.02.2017(A) 01.02.2017(A) Slipped	Commissioned Commissioned E&M works issue.
2	Dikchu Sneha Kinetic Power Projects (P).Ltd., Sikkim 2x48= 96 MW	Unit # 1 Unit # 2	48 48	- -	July.16 Sept.16	Slipped Slipped	Slow progress of HM & EM works.
3	Tashiding Shiga Energy Pvt. Ltd. Sikkim 2x48.5= 97 MW	Unit # 1 Unit # 2	48.5 48.5	- -	Jan.17 Feb.17	Slipped Slipped	Non completion of power evacuation system.
Sub- total (P.S.):			229	24			
Total C.S.+S.S.+P.S.)			1714	929			

Out Side Programme							
1	Kashang-II & III HPPCL , HP 1x65+1x65= 130MW	Unit # 1 Unit # 2	65 65	65 65	NA NA	02.01.2017(A) 22.08.2016(A)	Commissioned
2.	Teesta-III Teesta Urja Ltd. Sikkim 6x200=1200 MW.	Unit #4 Unit # 5 Unit # 6	200 200 200	200 200 200	Outside Programme	16.02.2017(A) 24.01.2017(A) 28.01.2017(A)	Commissioned
		Total Outside Programme :		730			
		Grand Total (31.03.2017)		1659			

Chapter- 2.1(f)
Hydro Capacity Addition during the Year 2017-18

Sl. No.	Particular	Unit Nos.	Capacity (MW)		Commissioning		Remarks / Critical Issues
			Actual	Target	As Programmed	Actual (A)	
A.	Central Sector						
1	Tuirial NEEPCO, Mizoram 2x30 = 60 MW	Unit # 1 Unit # 2	30 30	30 30	Jun '17 Sep '17	25.08.2017(A) 28.11.2017(A)	Commissioned
2	Kishanganga NHPC, J&K 3x110 = 330 MW	Unit #1 Unit # 2 Unit # 3	110 110 110	110 110 110	Jan '18 Feb '18 Mar '18	13.03.2018(A) 21.03.2018(A) 30.03.2018(A)	Commissioned
3	Pare NEEPCO, Arunachal Pradesh 2x55=110 MW	Unit # 1 Unit # 2	55 55	55 55	May'18 May'18	Slipped Slipped	Seepage from diversion tunnel during impounding of reservoir.
4	Kameng NEEPCO, Arunachal Pradesh 4x150=600 MW	Unit # 1 Unit # 2	150 150	-	Mar. '18 Mar. '18	Slipped Slipped	Leaking observed in Penstock during water filling
	Sub- total (A):		800	390	Total Commissioned in Central Sector : 390 MW		
B.	State Sector						
1	Sainj HPPCL, H.P. 2x50= 100 MW	Unit # 1 Unit # 2	50 50	50 50	May.17 Jun.17	04.09.2017(A) 04.09.2017(A)	Commissioned
2	Uhl - III BVPCL, H.P. 3x33.33=100 MW	Unit #1 Unit # 2 Unit # 3	33.33 33.33 33.33	-	Jan.'18 Feb.'18 Mar.'18	Slipped Slipped Slipped	Delay in completion of HRT lining due to heavy ingress of water in HRT.
3	Pulichintala TSGENCO,Telangana 4x30=120 MW	Unit # 2 Unit # 3	30 30	30 30	Aug.17 Oct.17	26.10.2017(A) 01.11.2017(A)	Commissioned
4	New Umtru MePGCL, Meghalaya 2x20=40 MW	Unit # 1 Unit # 2	20 20	20 20	Apr.17 Jul.17	22.04.2017 (A) 30.06.2017 (A)	Commissioned
	Sub- total (B):		300	200	Total Commissioned in State Sector :200 MW		
C.	Private Sector						
1	Chanju-I IA Energy, H.P. 3x12 = 36 MW	Unit # 3	12	12	May.17	26.07.2017 (A)	Commissioned
2	Dikchu Sneha Kinetic Power Projects Pvt. Ltd., Sikkim,2x48MW= 96	Unit # 1 Unit # 2	48 48	48 48	Apr.17 May.17	11.04.2017 (A) 12.04.2017 (A)	Commissioned
3	Tashiding Shiga Energy Pvt. Ltd. Sikkim 2x48.5= 97 MW	Unit # 1 Unit # 2	48.5 48.5	48.5 48.5	Jul.17 Aug.17	06.11.2017 (A) 06.11.2017(A)	Commissioned
	Sub- total (C):		205	205	Total Commissioned in Private Sector : 205 MW		
	Total (A+B+C)		1305	795	Total Commissioned during 2017-18 : 795 MW.		

Chapter- 2.1(g)
Hydro Capacity Addition during the Year 2018-19

Sl. No.	Particular	Unit Nos.	Capacity (MW)		Commissioning		Remarks / Critical Issues
			Target	Actual	As Programmed	Actual (A)	
A.	Central Sector						
1	Pare NEEPCO, Arunachal Pradesh 2x55=110 MW	Unit # 1 Unit # 2	55 55	55 55	May'18 May'18	28.05.2018 21.05.2018	Commissioned
2	Kameng NEEPCO, Arunachal Pradesh 4x150=600 MW	Unit # 1 Unit # 2 Unit # 3 Unit # 4	150 150 150 150		March'19 March'19 March'19 March'19	Slipped	Non-completion of Rectification works of leakage observed in penstock1&2 during water filling..
	Sub- total (A):		710	110	Total Commissioned in Central Sector :110 MW		
B.	State Sector						
3	Uhl - III BVPCL, H.P. 3x33.33=100 MW	Unit #1 Unit # 2 Unit # 3	33.33 33.33 33.33		Aug. 18 Aug.18 Sep.18	Slipped	During HST, some leakage in Penstock is observed which is being rectified.
4	Pulichintala TSGENCO, Telangana 4x30=120 MW	Unit # 4	30	30	Sep.18	08.09.2018(A)	Commissioned
	Sub- total (B):		130		30		
	Total (A+B)		840		140	Total Comm. 140 MW	

Chapter- 2.1(h)

Hydro Capacity Addition during the Year 2019-20

Sl. No.	Particular	Unit Nos.	Capacity (MW)		Commissioning		Remarks / Critical Issues
			Target	Actual	As Programmed	Actual (A)	
A.	Central Sector						
1	Kameng NEEPCO, Arunachal Pradesh 4x150=600 MW	Unit # 1 Unit # 2 Unit # 3 Unit # 4	150 150 150 150	150 150	Aug'19 Aug'19 Aug'19 Aug'19	Feb,20 Feb,20 Slipped Slipped Slipped	-Seepage of water during welding affecting progress of works and causing delays. -Difficult approach and working condition. -Ventilation constrains Works effected due to heavy rains this monsoon.
	Sub- total (A):		600	300			
B.	State Sector						
2.	Uhl - III BVPCL, H.P. 3x33.33=100	Unit #1 Unit # 2 Unit # 3	33.33 33.33 33.33		Oct,19 Nov,19 Dec,19	Slipped	-Difficult approach -Delay in welding of liner in bend. - Rupture in Penstock in May,2020
3	Sawra Kuddu HPPCL, H.P. 3x37=111 MW	Unit #1 Unit # 2 Unit # 3	37 37 37		Sep,19 Oct,19 Nov,19	Slipped	- Delay in completion of HRT works & associated transmission line. - During filling of water conductor system in May,20, leakage is observed in adit to HRT
	Sub- total (B):		211				
C.	Private Sector						
4.	Bajoli Holi GMR,H.P. 3x60=180 MW	Unit #1 Unit # 2 Unit # 3	60 60 60		Jan.,20 Feb.,20 Mar.,20	Slipped	-Works affected due to heavy rainfall in August,19 and inclement weather from early Dec,19. to end of Jan,20 -Poor financial health of civil contractor.
5.	Singoli Bhatwari L&T, Uttarakhand 2x33=99 MW	Unit #1 Unit # 2 Unit # 3	33 33 33		Mar.,20 Mar.,20 Mar.,20	Slipped	-Commissioned
6.	Sorang HSPCL Uttarakhand 2x50=100 MW	Unit #1 Unit # 2	50 50		Nov,19 Dec.,19	Slipped	- Poor planning of re-erection of penstock works - Weather constraints.
	Sub- total (C):		379				
	Total (A+B+C)		1190	300			

Chapter- 2.1(i)

Hydro Capacity Addition during the Year 2020-21

Sl. No.	Particular	Unit Nos.	Capacity (MW)		Commissioning		Remarks / Critical Issues
			Target	Actual	As Programmed	Actual (A)	
A.	Central Sector						
1	Kameng NEEPCO, Arunachal Pradesh 4x150=600 MW	Unit # 3 Unit # 4	150 150	300	March,21 March,21	21.01.2021 11.02.2021	Commissioned Commissioned
	Sub- total (A):		300	300			
B.	State Sector						
2	Sawra Kuddu HPPCL, H.P. 3x37=111 MW	Unit #1 Unit # 2 Unit # 3	37 37 37	111	(March,21) (March,21) (March,21)	12.11.2020 05.12.2020 16.12.2020	Commissioned Commissioned Commissioned
	Sub- total (B):		111	111			
C.	Private Sector						
3.	Singoli Bhatwari L&T, Uttarakhand 2x33=99 MW	Unit #1 Unit # 2 Unit # 3	33 33 33	99	March'21 March'21 March'21	19.11.2020 18.12.2020 25.12.2020	Commissioned Commissioned Commissioned
4.	Rongnichu 2x48= 96 MW* Madhya Bharat Power Corpn., Sikkim	Unit #1 Unit # 2	48 48	--	March,21 March,21	*To be commissioned in FY 2021-22 with 17 MW enhanced capacity	
	Sub- total (C):		195				
	Total (A+B+C)		606	510			

Note: 510 MW capacity addition has been achieved in FY 2020-21 out of programmed capacity of total 606 MW

Chapter- 2.1(j)

Hydro Capacity Addition during the Year 2021-22

Sl. No.	Particular	Unit Nos.	Capacity (MW)		Capacity Addition		Remarks/Critical Issues
			Target	Actual	As Programmed	Actual (A)	
A.	State Sector						
1	Pallivasal KSEB, Kerala 2x30=60 MW	Unit #1 Unit # 2	30 30		December'21 December'21	2022-23 2022-23	Slipped
2	Thottiyar KSEB, Kerala 1x30+1x10=40MW	Unit #1 Unit # 2	10 30		December'21 December'21	2022-23 2022-23	Slipped
	Sub- total (A):		100 MW				
B.	Private Sector						
3	Sorang HSPCL, H.P. 2x50=100 MW	Unit #1 Unit # 2	50 50	100	June'21 June'21	23.09.2021 21.09.2021	Commissioned Commissioned
4	Bajoli Holi GMRBHPPL, H.P. 3x60=180 MW	Unit #1 Unit # 2 Unit # 3	60 60 60	60 60 60	June'21 June'21 June'21	25.03.2022 27.03.2022 28.03.2022	Commissioned Commissioned Commissioned
5	Rongnichu MBPCL, Sikkim 2x56.5=113 MW	Unit #1 Unit # 2	56.5 56.5	113	May'21 May'21	25.06.2021 30.06.2021	Commissioned Commissioned
	Sub- total (B):		393 MW	393 MW			
	Total (A+B)		493 MW				

Chapter- 2.1(k)

Hydro Capacity Addition during the Year 2022-23

Sl. No.	Particular	Unit Nos.	Capacity (MW)		Capacity Addition		Remarks/Critical Issues
			Target	Actual	As Programmed	Actual (A)	
A	Central Sector						
1	Naitwar mori 2X30=60MW	Unit #1 Unit # 2	30 30		Dec'22 Jan'23	Mar'23 Mar'23	
2	Subansiri Lower 8x250= 2000 MW	Unit #1 Unit #2	250 250		Jan'23 Feb'23	Slipped	Extended Monsoon & damage to protection wall of power house / collapse of DT-2
3	Tehri PSS 4x250= 1000 MW	Unit #1	250		Mar'23	Slipped	Geological constraints
	Sub total (A)		810 MW				
B	State Sector						
1	Pallivasal KSEB, Kerala 2x30=60 MW	Unit #1 Unit # 2	30 30		Mar'23 Mar'23	Slipped	-Extended Monsoon -Slow progress of works
2	Thottiyar KSEB, Kerala 1x30+1x10=40M W	Unit #1 Unit # 2	10 30		Feb'23 Mar'23	Slipped	-Extended Monsoon -Slow progress of works
3	Vyasi 2x60=120 MW	Unit #1 Unit # 2	60 60	60 60	Apr'22 May'22	May'22 (A) April'22(A)	U#1 Commissioned on 24.05.2022 U# 2 Commissioned on 22.04.2022
	Sub- total (B):		220 MW	120 MW			
C.	Private Sector						
1	Tidong-I 2x50= 100 MW	Unit #1	50		Mar'23	Slipped	-Delay in clearance of transmission line -Pressure shaft misalignment issues
	Sub- total (C):		50MW				
	Total (A+B +C)		1080MW	120MW			

Chapter- 2.1(I)

Hydro Capacity Addition during the Year 2023-24

Sl. No.	Name of Project	State/ Implem Agency	Unit No.	Capacity (MW)		Capacity Addition		Reason for slippage
				Target	Actual	As Program med	Actual (A)	
	Central Sector							
1	Naitwar Mori 2x30=60 MW	Uttarakhand /SJVNL	U-1 U-2	30 30	30 30	June'23 July'23	24.11.2023 04.12.2023	Commissioned in Dec'23
2	Subansiri Lower 8x250=2000 MW	Arunachal Pradesh/NHP C	U-1 U-2	250 250		Aug'23 Sept'23	Slipped Slipped	Diversion tunnel-1 collapsed. Slope stability of left bank. Erection of balance 6 nos. of radial gates, DT plugging
		Sub- total (Central):		560		560	60	
	State Sector							
3	Pallivasal 2x30= 60 MW	Kerala/ KSEB Ltd.	U-1 U-2	30 30		Dec'23 Dec'23	Slipped Slipped	Slow progress of works Slow progress of works
4	Thottiyar 1x30 + 1x10= 40 MW	Kerala/ KSEB Ltd.	U-1 U-2	30 10		Dec'23 Mar'24	Slipped Slipped	Slow progress of works Slow progress of works
		Sub- total (State):		100		100	0	
Total (CS+SS+PS)				660	60	660	60	

Chapter- 2.1(m)

Hydro Capacity Addition during the Year 2024-25

Sl. No.	Name of Project	State/ Implem. Agency	Unit No.	Capacity (MW)		Capacity Addition		Reason for slippage
				Target	Actual	As Programmed/ Anticipated	Actual (A)	
A	Hydro							
	Central Sector							
1	Parbati-II /NHPC (4*200=800 MW)	Himachal Pradesh/NHPC	U-1 to U-4	800	600	Mar''25	Mar'25 (U-1 to U-3 Commissioned)	
		Sub- total (Central):		800	600			
	State Sector							
1	Pallivasal (2x30= 60 MW)	Kerala/ KSEB Ltd.	U-1 to U-2	60	60	Mar'25	Commissioned on 24.12.2024	
2	Uhl-III (3*33.3=100 MW)	Himachal Pradesh/BVPCL	U-1 to U-3	100	100	Mar''25	Commissioned on 05.03.2025	
3	Thottiyar (1x30 + 1x10 = 40 MW)	Kerala/ KSEB Ltd.	U-1 to U-2	40	40	Commissioned on 18.10.2024	Commissioned on 18.10.2024	
		Sub- Total (State):		200	200			
Total Hydro (CS+SS+PS)				1000	800			
Total (PSP+Hydro) (FY 2024-25)				1000	800			

Chapter 2.2(a)
Summary of Hydro Addition expected during 2024-25 to 2031-32

Part A – Conventional hydro

Tentative Year-wise Hydro Capacity Addition for the period 2024-25 till 2031-32														
Sector											Stalled		Total	
	2025-26		2026-27		2027-28		2028-29		2031-32		MW	Nos.	MW	Nos.
	MW	Nos.	MW	Nos.	MW	Nos.	MW	Nos.	MW	Nos.	MW	Nos.	MW	Nos.
Central Sector	1570	1+2*	2884	5*	1040	2	2082	5	2880	1	171	1	10627	17
State Sector	340	2#	256	3#	1045.5	3	750	2	0	0	48	1	2439.5	11
Private Sector	240	1	150	1	0	0	0	0	0	0	937	6	1327	8
Total	2150	6	3290	9	2085.5	5	2832	7	2880	1	1156	8	14393.5	36

* 5 units (1250 MW) of Subansiri Lower (NHPC) Project are likely during 2025-26, and 3 units (750 MW) during 2026-27.

2 units (110 MW) of Lower Kopili (APGCL) Project are likely during 2025-26, and 3 units (10 MW) during 2026-27.

Part B – Pumped Storage

Tentative Year-wise Hydro Capacity Addition for the period 2024-25 till 2031-32														
Sector	2025-26		2026-27		2028-29		2029-30		2031-32		Stalled		Total	
	MW	Nos.	MW	Nos.	MW	Nos.	MW	Nos.	MW	Nos.	MW	Nos.	MW	Nos.
Central Sector	1000	1	0	0	0	0	0	0	0	0	0	0	1000	1
State Sector	375	1*	125	1*	1350	1	2000	1	0	0	80	1	3930	5
Private Sector	1680	1	0	0	1920	1	0	0	0	0	0	0	3600	2
Total	3055	3	125	1	3270	2	2000	1	0	0	80	1	8540	8

* 3 units (375 MW) of Kundah Pumped Storage (TANGEDCO) Project are likely during 2025-26, and 1 unit (125 MW) during 2026-27.

Chapter 2.2(b)
Hydro Capacity addition program for 2025-2026

F Y. 2025-26						
S.No	Project Name/ Impl. Agency	Sector	State	Unit No.	Capacity (MW)	Anticipated Trial Run Date
A	Hydro					
1	Parbati-II /NHPC (4*200=800 MW)	Central	Himachal Pradesh	U-4	200	Commissioned in Apr'2025
2	Rangit-IV/NHPC	Central	Sikkim	U-1 to 3	120	Dec'2025
3	SUBANSIRI LOWER /NHPC	Central	Arunachal Pradesh	U-1 to 5	1250	Feb'2026
4	Lower Sileru Extension /APGENCO)	State	Andhra Pradesh	U-1 to 2	230	Mar'2026
5	Lower Kopili /APGCL	State	Assam	U-1 to 2	110	Sep'2025
6	Kutehr/JSW	Private	Himachal Pradesh	U-1 to 3	240	May'2025
	Sub-Total (Hydro)				2150	
B	PSP					
	State Central Sector					
1	Tehri PSS/THDC	Central	Uttarakhand	U-1 to U-4	1000	Oct'2025
	State Sector					
2	Kundah Pumped Storage (Phase-I, Phase-II & Phase-III) /TANGEDCO	State	Tamil Nadu	U-1 to 3	375	Mar'2026
	Private Sector					
3	Pinnapuram 4X240+2X120 =1200 MW	Private	Andhra Pradesh	U-1 to 8	1680	Sept'2025
	Sub-total (PSP):				3055	
	Total (Hydro +PSP) (FY 2025-26)				5205	

Chapter 2.2(c)
Hydro Capacity addition program for 2026-2027

F Y. 2026-27						
S.No	Project Name/ Impl. Agency	Sector	State	Unit No.	Capacity (MW)	Anticipated Trial Run Date
A	Hydro					
1	Kiru /CVPPL	Central	Jammu & Kashmir	U-1 to 4	624	Sep'2026
2	SUBANSIRI LOWER /NHPC	Central	Arunachal Pradesh	U-6 to 8	750	May'2026
3	Pakal Dul /CVPPL	Central	Jammu & Kashmir	U-1 to U-4	1000	Sept'2026
4	Vishnugad Pipalkoti /THDC	Central	Uttarakhand	U-1 to U-4	444	Dec'2026
5	Dhulasidh /SJVN	Central	Himachal Pradesh	U-1 to 2	66	Mar'2027
6	Mankulam/ KSEB Ltd.	State	Kerala	U-1 to U-2	40	Dec'2026
7	Shahpurkandi /PSPCL	State	Punjab	U-1 to 7	206	Apr'2026
8	Lower Kopili /APGCL	State	Assam	U-3 to 5	10	Apr'2026
9	Tidong-I /M/s Statkraft India Pvt. Ltd.	Private	Himachal Pradesh	U-1 to 3	150	Jun'2026
Sub-Total (Hydro)					3290	
B	PSP					
1	Kundah Pumped Storage (Phase-I, Phase-II & Phase-III) /TANGEDCO	State	Tamil Nadu	U-4	125	Apr'2026
Sub-Total (PSP)					125	
Total (FY 2026-27)					3415	

Chapter 2.2(d)
Hydro Capacity addition program for 2027-2028

F Y. 2027-28						
S.No	Project Name/ Impl. Agency	Sector	State	Unit No.	Capacity (MW)	Anticipated Trial Run Date
A	Hydro					
1	Teesta- VI /NHPC	Central	Sikkim	U-1 to U-4	500	Dec'2027
2	Kwar/CVPPL	Central	Jammu & Kashmir	U-1 to U-4	540	Dec'2027
3	Chanju-III /HPPCL	State	Himachal Pradesh	U-1 to U-3	48	Jul'2027
4	Polavaram / Polavaram Project Authority	State	Andhra Pradesh	U-1 to 12	960	Sep'2027
5	Parnai/JKSPDC	State	Jammu & Kashmir	U-1 to 3	37.5	Jul'2027
Sub-Total (FY 2027-28)					2085.5	

Chapter 2.2(e)
Hydro Capacity addition program for 2028-2029

F Y. 2028-29						
S.No	Project Name/ Impl. Agency	Sector	State	Unit No.	Capacity (MW)	Anticipated Trial Run Date
A	Hydro					
1	Sunni Dam /SJVNL	Central	Himachal Pradesh	U-1 to U-6	382	Dec'2028
2	Tapovan Vishnugad /NTPC	Central	Uttarakhand	U-1 to 4	520	Mar'2029
3	Rammam - III / NTPC Ltd.	Central	West Bengal	U-1 to U-3	120	Mar'2029
4	Ratle / NHPC	Central	Jammu & Kashmir	U-1 to U-5	850	Nov'2028
5	Luhri-I /SJVN	Central	Himachal Pradesh	U-1 to 4	210	Dec'2028
6	Lakhwar Multipurpose Project /UJVNL	State	Uttarakhand	U-1 to U-3	300	Oct'2028
7	Shongtong Karcham/HPPCL	State	Himachal Pradesh	U-1 to U-3	450	Sep'2028
	Sub-Total(Hydro)				2832	
B	PSP					
1	Upper Sileru/APGENCO	State	Andhra Pradesh	U-1 to U-9	1350	Feb'2029
2	MP30 Gandhi Sagar PSP /(Greenko MP01 IREP Private Limited)	State	Madhya Pradesh	U-1 to U-9	1920	Jun'28
	Sub-Total(PSP)				3270	
Sub-Total (Hydro+PSP) (FY 2028-29)					6102	

Chapter 2.2(f)

Hydro Capacity addition program for 2029-2030

F Y. 2029-30						
S.No	Project Name/ Impl. Agency	Sector	State	Unit No.	Capacity (MW)	Anticipated Trial Run Date
B	PSP					
1	Sharavathy PSP/KPCL	State	Karnataka	U-1 to U-8	2000	(Dec'29)
Sub-Total (FY 2029-30)					2000	

Chapter 2.2(g)
Hydro Capacity addition program for 2031-2032

F Y. 2031-32						
S.No	Project Name/ Impl. Agency	Sector	State	Unit No.	Capacity (MW)	Anticipated Trial Run Date
A	Hydro					
1	Dibang/NHPC	Central	Arunachal Pradesh	U-1 to U-12	2880	(Feb'32)
Sub-Total (FY 2031-32)					2880	

Chapter 2.3(a) part-A

List of Hydro Electric Projects (above 25 MW) -under implementation

Sl. No.	Name of the Project (Executing Agency)	State / UT	District	I.C. (No. X MW.)	Cap. Under Execution(MW)	River/Basin	Date of finish/ commissioning	% Physical Progress
Central Sector								
NHPC								
1	Subansiri Lower (NHPC)	Arunachal Pradesh/Assam	Lower Subansiri, Ar. Pradesh / Dhemaji, Assam	8x250	2000.00	Subansiri/ Brahmaputra	2025-27 # (May'26)	96.10
2	Dibang Multipurpose Project (NHPC)	Arunachal Pradesh	Lower Dibang Valley	12x240	2880.00	Dibang/Brahmaputra	2031-32 (Feb'32)	14.46
3	Teesta St. VI NHPC	Sikkim	South Sikkim	4x125	500.00	Teesta/Brahmaputra	2027-28 (Dec'27)	66.31
4	Rangit-IV (NHPC)	Sikkim	West Sikkim	3x40	120.00	Rangit/ Teesta/ Brahmaputra	2025-26 (Dec'25)	85.82
5	Ratle (RHEPPL/ NHPC)	UT of Jammu & Kashmir	Kishtwar	4x205 + 1x30	850.00	Chenab/Indus	2028-29 (Nov'28)	21.29
CVPPPL								
6	Pakal Dul (CVPPPL)	UT of Jammu & Kashmir	Kishtwar	4x250	1000.00	Marusadar/ Chenab / Indus	2026-27 (Sept'26)	67.40
7	Kiru (CVPPPL)	UT of Jammu & Kashmir	Kishtwar	4x156	624.00	Chenab/ Indus	2026-27 (Sept'26)	57.56
8	Kwar (CVPPPL)	UT of Jammu & Kashmir	Kishtwar	4x135	540.00	Chenab/Indus	2027-28 (Dec'27)	19.75
SJVN								
9	Luhri-I (SJVN)	Himachal Pradesh	Kullu/Shimla	2x80+2x25	210.00	Satluj/Indus	2028-29 (Dec'28)	51.32
10	Dhaulasidh (SJVN)	Himachal Pradesh	Hamirpur/ Kangra	2x33	66.00	Beas/Indus	2026-27 (Mar'27)	65.44
11	Sunni Dam (SJVN)	Himachal Pradesh	Shimla/Mandi	4x73+1x73+1x17	382.00	Satluj/Indus	2028-29 (Dec'28)	28.25
THDC								
12	Vishnugad Pipalkoti (THDC)	Uttarakhand	Chamoli	4x111	444.00	Alaknanda/Ganga	2026-27 (Dec'26)	69.80
NTPC								
13	Tapovan Vishnugad (NTPC)	Uttarakhand	Chamoli	4x130	520.00	Dhauliganga / Alaknanda & /Ganga	2028-29 (Mar'29)	72.20
14	Rammam-III (NTPC)	West Bengal	Darjeeling	3x40	120.00	Rammam/ Rangit/Teesta Brahmaputra	2028-29 (Mar'29)	45.50
Sub-Total: Central Sector					10256.00			
State Sector								
APGENCO								
15	Polavaram (APGENCO/ Irrigation Dept., A.P.)	Andhra Pradesh	East & West Godavari	12x80	960.00	Godavari/EFR	2027-28 (Sep'27)	28.92
16	Lower Sileru Extension (APGENCO)	Andhra Pradesh	Alluri Sitharamaraju	2x115	230.00	Sileru/Godavari	2025-26 (Mar'26)	41.60
HPPCL								
17	Shongtong Karcham (HPPCL)	Himachal Pradesh	Kinnaur	3x150	450.00	Satluj/ Indus	2028-29 (Sep'28)	56.72
18	Chanju-III (HPPCL)	Himachal Pradesh	Chamba	3x16	48.00	Chanju Nallah	2027-28 (Jul'27)	18.44
KSEB								
19	Mankulam (KSEB)	Kerala	Idukki	2x20	40.00	Melachery	2026-27 (Dec'26)	14.50
APGCL								
20	Lower Kopli (APGCL)	Assam	Dima Hasao & Karbi Anglong	2x55+2x2.5+1x5	120.00	Kopli/Brahmaputra	2026-27## (Apr'26)	88.80
JKSPDC								

21	Parnai (JKSPDC)	UT of Jammu & Kashmir	Poonch	3x12.5	37.50	Jhelum/ Indus	2027-28 (Jul'27)	63.25
	PSPCL							
22	Shahpurkandi (PSPCL/ Irrigation Deptt., Pb.)	Punjab	Pathankot	3x33+3x33+1x8	206.00	Ravi/ Indus	2026-27 (Apr'26)	84.10
	UJVNL							
23	Lakhwar Multipurpose Project (UJVNL)	Uttarakhand	Dehradun & Tehri Garhwal	3x100	300.00	Yamuna	2028-29 (Oct'28)	11.00
Sub-Total: State Sector					2391.50			
	Private Sector							
	Statkraft							
24	Tidong-I (Statkraft IPL)	Himachal Pradesh	Kinnaur	3x50	150.00	Tidong/Satlu/Indus	2026-27 (Jun'26)	96.18
	JSW							
25	Kutehr (JSW Energy Ltd)	Himachal Pradesh	Chamba	3x80	240.00	Ravi/ Indus	2025-26 (May'25)	93.82
Sub-Total: Private Sector					390.00			
Total:					13037.50			
# 5 units (1250 MW) likely during 2025-26, 3 units (750 MW) likely during 2026-27.								
##2 units (110 MW) likely during 2025-26, 3 units (10 MW) likely during 2026-27.								
Note:-Presently 25 no. of hydro electric project (above 25 MW) totaling to 13037.5 MW are under construction.								

Chapter 2.3(a) part-B

List of Pumped storage Projects (above 25 MW) -under implementation

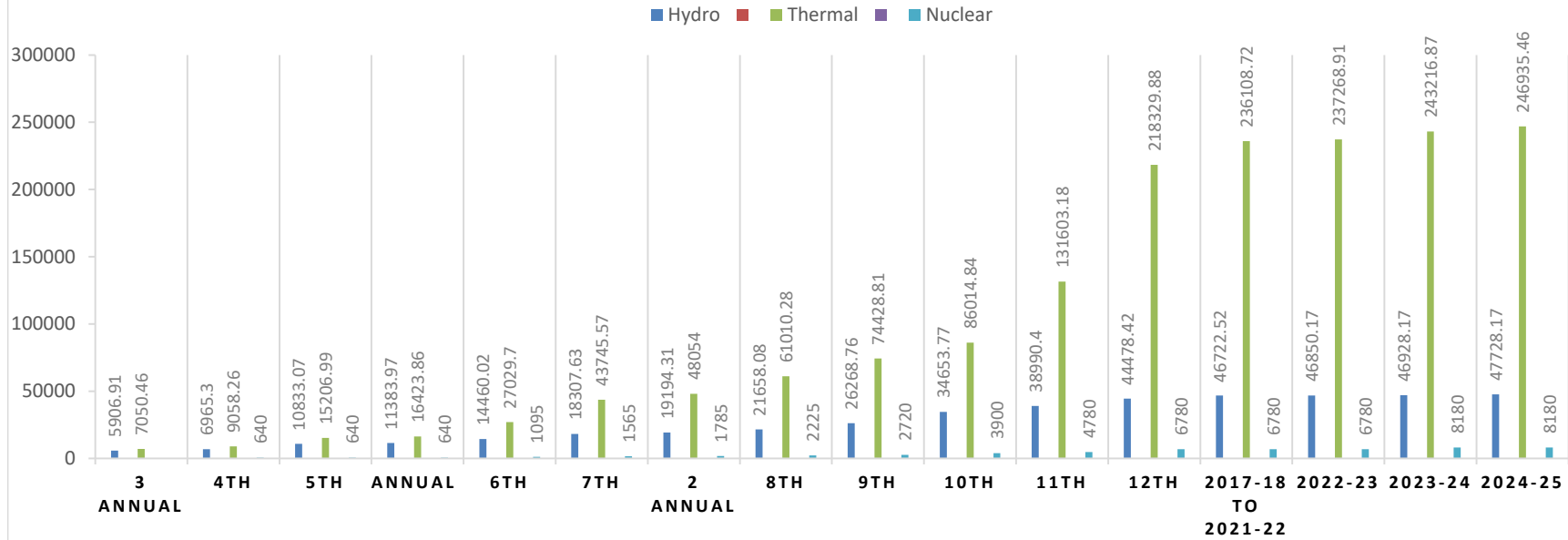
Sl. No.	Name of the Project (Executing Agency)	State / UT	District	I.C. (No. X MW.)	Cap. Under Execution(MW)	River/Basin	Date of finish/ commissioning	% Physical Progress
Central Sector								
THDC								
1	Tehri PSS (THDC)	Uttarakhand	Tehri Garhwal	4x250	1000.00	Bhilangna/Bhagirathi/ Ganga	2025-26 (Oct'25)	98.00
Sub-Total: Central Sector					1000.00			
State Sector								
APGENCO								
2	Upper Sileru PSP (APGENCO)	Andhra Pradesh	Alluri Sitharamaraju	9x150	1350.00	Sileru/Godavari	2028-29 (Feb'29)	Project is in the initial stage of construction
KPCL								
3	Sharavathy Pumped Storage Project	Karnataka	Upper dam (Shimoga) & Lower dam (Uttara Kannada)	8x250	2000.00	Sharavathy/WFR	2029-30 (Dec'29)	Project is in the initial stage of construction
TANGEDCO								
4	Kundah Pumped Storage Phase-I,II&III)	Tamil Nadu	Nilgiris	4x125	500.00	Kundah/Bhavani/ CauveryEFR	2025-26# (Apr'26)	83.50
Sub-Total: State Sector					3850.00			
Private Sector								
Greenko								
5	Pinnapuram (Greenko AP01 IREP Private Limited)	Andhra Pradesh	Kurnool	6x240+2x120	1680.00	Off stream	2025-26 (Sept'25)	94.80
6	MP30 Gandhi Sagar Pumped Storage Project (Greenko MP01 IREP Private Limited)	Madhya Pradesh	Neemuch	7x240 + 2x120	1920.00	Off stream	2028-29 (Jun'28)	51.22
Sub-Total: Private Sector					3600.00			
Total:					8450.00			
Note:-Presently 6 no. of Pumped Storage project (above 25 MW) totaling to 8450 MW are under construction.								

CH2.3(b)

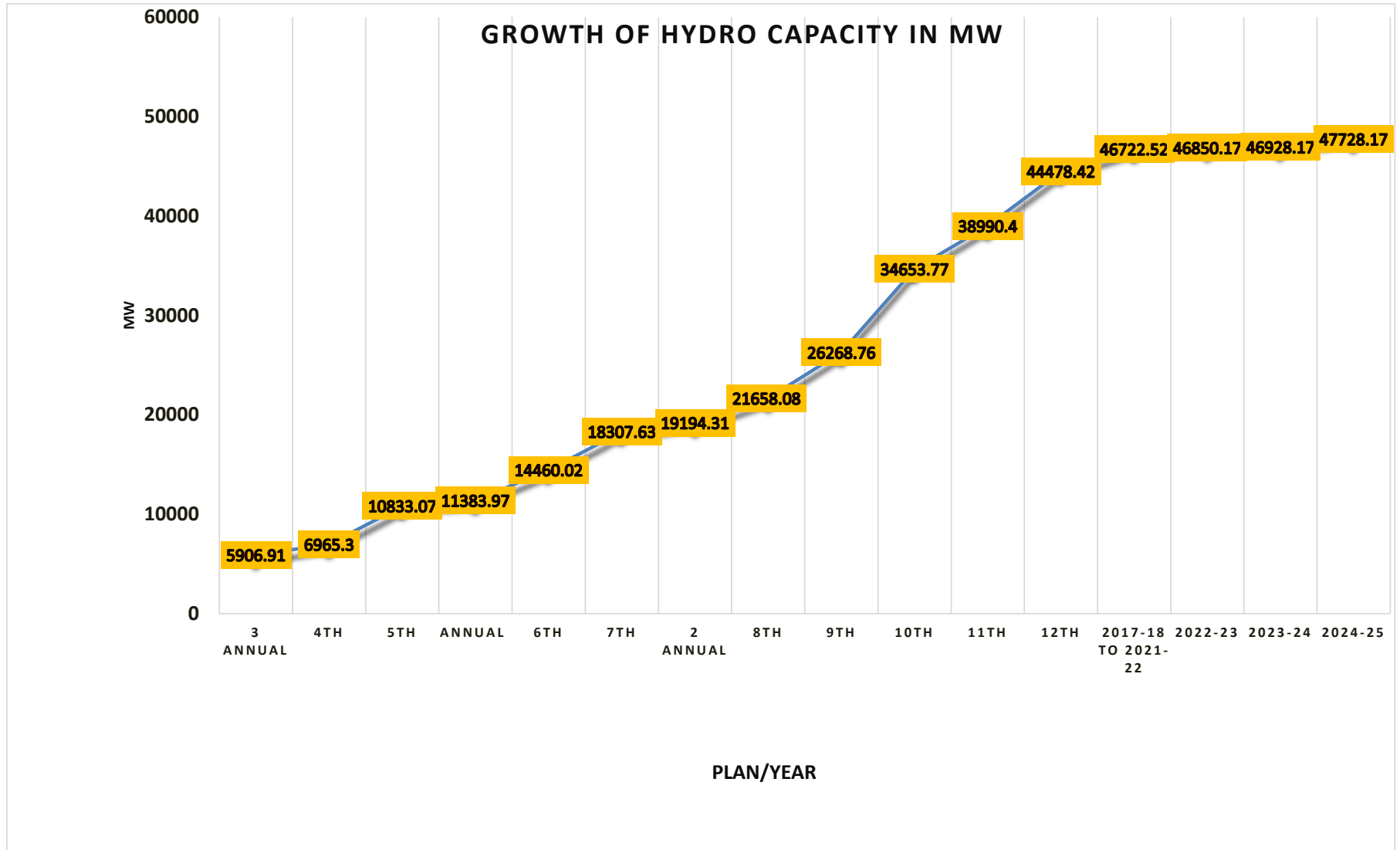
List of Hydro Electric Projects (above 25 MW) held-up									
Sl. No.	Name of Scheme	Sector	State /District	L.C. (No. X MW.)	Cap. Under Execution(MW)	River/Basin	Type	% Physical progress	Present Status
	(Executing Agency)								
A Projects held up due to sub-judice matters									
1	Lata Tapovan (NTPC)	Central	Uttarakhand/Ci	3x57	171	Dhauliganga /Alaknanda & Ganga	RoR	3.8%	Matter is sub-judice. Infrastructure works almost completed. Hon'ble SC stayed construction of 24 HE projects in Uttarakhand including Lata Tapovan. Project is likely to be commissioned 4 years after restart of works. Work stalled since May, 2014.
2	Maheshwar (SMHPCL)	Private	Madhya Pradesh /Khardwa & Khandwa	10x40	400	Narmada/CIRS	RoR	85%	Matter is sub-judice. Works suspended since Nov-11 due to cash flow problem with developer. M.P. Power Management Company Ltd. has terminated the Power Purchase Agreement with SMHPCL on 18.04.2020. The application of PFC has been admitted in NCLT on 27.09.2022 under IBC. CIRP has been put on hold by NCLT vide order dated 17.03.2023 in an application filed by Entegra Ltd. PFC has filed an Appeal before the NCLAT against the NCLT Order dated 17.03.2023 for recommencement of CIRP. Project is likely to be commissioned 2 years after restart of works.
3	Bhasmey (Gati Infrastructure) Pvt. Ltd.	Private	Sikkim /East S	2x25.5	51	Rangpo/ Teesta/ Brahmaputra	RoR	30%	Matter is sub-judice. The Court appointed Resolution Professional for Bhasmey HEP stated that works stalled since Sept., 2016. CIRP has been initiated against Gati infra and NCLT has appointed Resolution Professional. The Resolution Professional has received 4 Resolution Plan in the matter of Gati Infrastructure Bhasmey Power Private Limited and are pending for approval from the Committee of Creditors. Project is likely to be commissioned 4 years after restart of works.
Sub total					622				
B Projects held up due to funds constraints									
1	Tangu Romai Power Generation Power Ltd.	Private	Himachal Pradd	2x22	44	Pabbar/Tons/ Yamuna/ Ganga	RoR	20%	Works on hold since Aug 2016. Funds constraints with the developer. Project is likely to be commissioned 4 years after restart of works.
2	Rangit-II (Sikkim Hydro) Power Ventures Ltd.	Private	Sikkim /West S	2x33	66	Greater Rangit/ Teesta/ Brahmaputra	RoR	20%	Works stalled since Dec., 2017. Funds constraints with the developer. Project is likely to be commissioned 3 years after restart of works
Sub total					110				
C Project held up due to accessibility to project site									
1	Panan (Himagiri) Hydro Energy Private Ltd.	Private	Sikkim /North	4x75	300	Rangyongchu/ Teesta/ Brahmaputra	RoR	Nil	Accessibility to Project site. The permanent bridge over Mantam Lake for accessibility to Dam site is being constructed by Sikkim PWD which is likely to be completed by Nov' 2024. The Financial Institutes are awaiting for completion of bridge, thereafter the process of financing the project can start. Project is likely to be commissioned 5 years after restart of works.
Sub total					300				
D Projects held up due to other issue									
1	Lower Kalnai (JKSPDC)	State	U.T of Jammu & Kashmir /Kishtwar	2x24	48	Chenab/ Indus	RoR	10%	Works on all fronts at Dam and Power House site are stalled since the contract has been terminated by JK Govt. order no. 115-PDD of 2019 dated 08.06.2019. The Balance Work stands tendered out by JKSPDC in EPC mode vide E-NIT on 24.03.2022. Technical evaluation of the bids is completed and financial bids are slated to be opened. Project is likely to be commissioned 4 years after restart of works.
2	Koyna Left Bank (WRD,MAH)	State	Maharashtra/S	2x40	80	Koyna/ Krishna/EFR	PSS	5%	Project stalled since July, 2015. The current expenditure on the project has already reached to almost original administrative approved cost level. The proposal for execution with various options (By WRD/ Through BOT/ By MSPGCL in collaboration with WRD) is under process. Project is likely to be commissioned 4 years after restart of works
3	Phata Byung (LANCO)	Private	Uttarakhand/Ru	2x38	76	Mandakini/Alaknan da Ganga	RoR	74.0%	Works stalled since July, 2017 due to Financial crunch. The project stands allotted to M/s Statkraft IH through NCLT on 23.03.2023. The revival of Environmental clearance is under process. Project is likely to be commissioned 2 years after restart of works.
Sub total					204				
Total:					1236				

Chapter- 3

GROWTH OF INSTALLED CAPACITY (EXCLUDING RES PROJECTS))

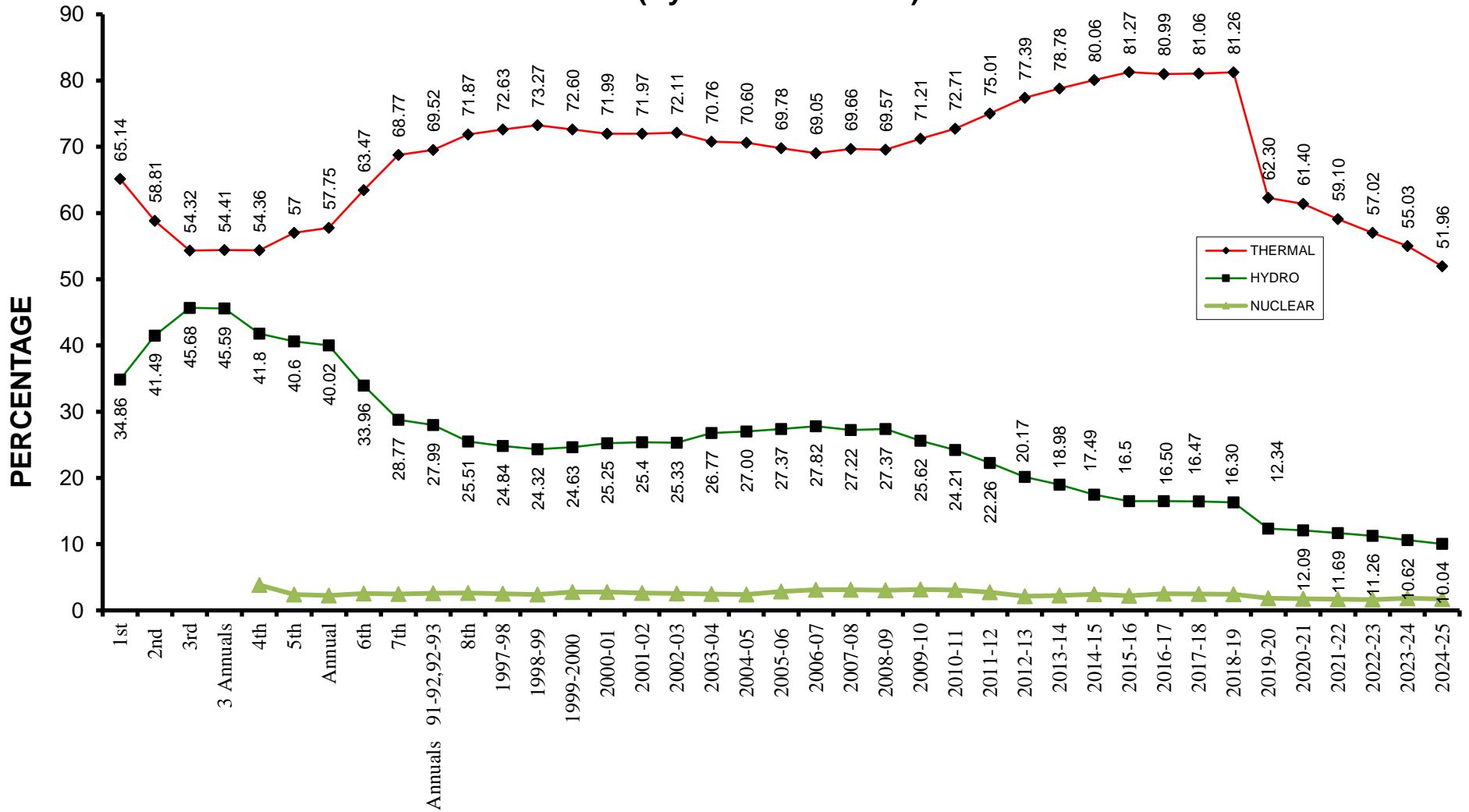


Chapter- 3.1



CHAPTER - 4

TREND OF CAPACITY ADDITION AS % OF TOTAL (Hydro Thermal mix)



Note: Till 2018-19 the percentage of Hydro and Thermal had been calculated based on total installed capacity excluding RES and since 2019-20 the percentage Hydro /Thermal has been calculated on total installed capacity including RES

*The data for 2024-25 is till 31.01.2025

Chapter 5
Sanctioned Under-construction Hydro Electric Projects
(Excluding projects under Ministry of New & Renewable Energy)

Sl. No.	Name of Scheme	State	I.C. (No. x MW)	Benefits (MW)	Date of Approval
Central Sector					
1	Pakal Dul (CVPPL)	J&K	4x250	1000.00	28.10.14
2	Tapovan Vishnugad (NTPC)	Uttarakhand	4x130	520.00	11/2006
3	Subansiri Lower (NHPC)	Ar. Pr./Assam	8x250	2000.00	09.09.03
4	Tehri PSS (THDC)	Uttarakhand	4x250	1000.00	18.07.06
5	Vishnugad Pipalkoti (THDC)	Uttarakhand	4x111	444.00	21.08.08
6	Ramam-III (NTPC)	West Bengal	3x40	120.00	10.09.14
7	Teesta St. VI (NHPC)	Sikkim	4x125	500.00	08.03.19
8	Ratle (Ratle Hydro) (NHPC)	J&K	4x205+1x30	850.00	11.02.21
9	Kiru (CVPPL)	J&K	4x156	624.00	08.03.19
10	Rangit-IV (NHPC)	Sikkim	3x40	120.00	30.03.21
11	Luhri -I (SJVN)	H.P.	2x80+2x25	210.00	20:11:20
12	Dhualasidh (SJVN)	H.P.	2x33	66.00	01:10:20
13	Kwar (CVPPL)	J&K	4x135	540.00	11.05.22
14	Dibang Multipurpose Project (NHPC)	Arunachal Pradesh	12x240	2880.00	27.02.2023
15	Sunni Dam (SJVN)	HP	4x73+1x73+1x17	382.00	04.01.2023
Sub- total (Central Sector) :				11256.00	
State Sector					
16	Parnai (JKSPDC)	J&K	3x12.5	37.50	25.10.13
17	Shongtom Karcham (HPPCL)	H.P.	3x150	450.00	16.08.12
18	Shahpurkandi (PSPCL)	Punjab	3x33+3x33+1x8	206.00	04.05.11
19	Indrasagar Polavaram (PPA)	Andhra Pradesh	12x80	960.00	25.02.09
20	Kundah Pumped Storage-I (TANGENDCO)	Tamil Nadu	4x125	500.00	03.12.08
21	Lower Kopli (APGCL)	Assam	2x55+2x2.5+1x5	120.00	Nov.2020
22	Chanju-III (HPPCL)	Himachal Pradesh	3x16	48.00	14.07.2015
23	Mankulam (KSEB)	Kerala	2x20	40.00	03.03.2022
24	Lower sileru Extension (APGENCO)	Andhra Pradesh	2x115	230.00	24.08.2020
25	Upper Sileru PSP (APGENCO)	Andhra Pradesh	9x150	1350.00	20.12.2022
26	Lakhwar Multipurpose Project (UJVNL)	Uttarakhand	3x100	300.00	23.12.2021
27	Sharavathy Pumped Storage Project (KPCL)	Karnataka	8x250	2000.00	Not Available
Sub- total (State Sector) :				6241.50	
Private Sector					
28	Tidong-I (Statkraft India Pvt. Ltd.)	H.P.	3x50	150.00	23.07.07
29	Kutehr (JSW Energy (Kutehr)Ltd.	H.P.	3x80	240.00	31.03.10
30	Pinnapuram (Greenko AP01 IREP Private Ltd)	A.P.	6x240+2x120	1680.00	20.04.22
31	MP30 Gandhi Sagar Pumped Storage Project (Greenko MP01 IREP Private Limited)	MP	7x240 + 2x120	1920.00	Not Available
Sub- total (Private Sector) :				3990.00	
Total - Under execution (as on 31.10.2024)				21487.50	

Chapter 5.1
Sanctioned Hydro Electric Projects for Construction which are held up
(Excluding projects under Ministry of New & Renewable Energy)

Sl. No.	Name of Scheme	State	I.C. (No. x MW)	Benefits (MW)	Date of Approval
Central Sector					
1	Lata Tapovan (NTPC)	Uttarakhand	3x57	171.00	17.07.12
Sub- total (Central Sector) :				171.00	
State Sector					
2	Lower Kalnai (JKSPDC)	J&K	2x24	48.00	16.08.13
3	Koyna Left Bank (WRDMah)	Maharashtra	2x40	80.00	20.02.04
Sub- total (State Sector) :				128.00	
Private Sector					
4	Tangnu Romai- I (Tangnu Romai Power Generatio	H.P.	2x22	44.00	30.11.07
5	Phata Byung (LANCO)	Uttarakhand	2x38	76.00	30.11.07
6	Maheshwar (SMHPCL) #	M.P.	10x40	400.00	29.09.06
7	Bhasmey (GATI Infrstructure)	Sikkim	2x25.5	51.00	Dec-08
8	Rangit-II (Sikkim Hydro Power)	Sikkim	2x33	66.00	10.02.10
9	Panan (Himagiri Hydro Energy)	Sikkim	4x75	300.00	07.03.11
Sub- total (Private Sector) :				937.00	
Total - Capacity (as on 31.10.2024)				1236.00	

Chapter 6

Status of Under Construction Hydro Electric Projects (above 25 MW) in the Country Part A.1 – Under Execution Hydroelectric Projects

Sl. No.	Name of Project Executing Agency Date of CEA clearance / Approval Capacity (MW) Broad Features Cost (original/latest) In Rs. Crores.	<u>State</u> <u>Comm. Sch.</u> (original/ Now Ant.	Broad Present Status / Critical Area	Remarks/ Critical issues
A	Central Sector			
1	TapovanVishnugad NTPC 11.08.2004/Nov, 2006 4x130 = 520 MW Broad Features : Barrage-5 bays of 12m HRT- 5.4m x 11.97km P.House- underground Turbine- V.Pelton Cost: Original: 2978.48 Latest: 10923.3 (03/24) Agencies: <ul style="list-style-type: none"> • Barrage Package: M/s RPPL • HRT Package: M/s HCC • Powerhouse and Penstock Package: Ms Patel Engineering Lt d. • HM Package: Om Metals • E&M Package: BHEL • Switchyard Package: M/s GE T&D India Ltd. • GT Package: ABB Ltd. 	<u>Uttarakhand</u> <u>2012-13</u> <u>2028-29</u> (Mar'29)	Barrage & Desilting - 70.43% completed HRT - 64.20% completed Power House - 97.46% completed Electro Mechanical - 56.13% completed Hydro Mechanical - 32.09% completed Overall Physical Progress: 72.2%	-Due to Land Subsidence issue in Joshimath, Construction work of Tapovan HPP along with construction work in Joshimath and Helang-Marwari Bye-pass Road was stopped by Chamoli District Administration due to land subsidence in Joshimath Town.
2	Vishnugad Pipalkoti THDC 21.08. 2008 4x111= 444 MW Broad Features : Dam – 65m High, 89.3m long, concrete gravity HRT- 13.4 Km, 8.8m dia Horse shoe shape	<u>Uttara khand</u> <u>2013-14</u> 2026-27 (Dec'26)	Civil Works - 71.61% HM Works - 57.68% E&M Works - 51.94% Overall Physical Progress: 69.80%	-Financial crunch with the civil contractor -Intermittent stoppage of works after the Joshimath subsidence issue Jan'23

	<p>P. House-Underground 127mx 20.3mx 50m Turbine- Francis SWYD- 13.8/420 kV Cost:Original: 2491.58 Latest:3860.35 (02/2019 PL)</p> <p>Contractors Civil &HM : HCC E&M : BHEL</p>			
3	<p>Subansiri Lower NHPC 09.09.2003 8x250= 2000 MW (1000 MW in 12th Plan) Broad Features : Dam –116m High, concrete gravity HRT- 8 x 9.5m x 1145m Power House- Surface Turbine- Francis SWYD- 16/400 kV Cost: Original: 6285.33 Latest:26075.54 (Completion Cost)</p> <p>Contractors Civil : BGS-SGS-Soma JV HM : Texmaco E&M : Alstom</p>	<p>Arunachal <u>Pradesh</u> Assam <u>2009-11</u> 2026-27 (May'26)</p>	<ul style="list-style-type: none"> ➤ Dam concreting – 100% completed ➤ HRT – 100% completed ➤ Power House- – 94.09% completed ➤ Pressure Shaft - 99.61% completed ➤ Surge Tunnels - 100% completed ➤ HM Works – 97.79% completed ➤ E&M Works – 85.20% completed <p>Overall Physical Progress: 96.10%</p>	<p>Radial Gates erection, stabilisation of left bank slope and Diversion Tunnel plugging are critical activities.</p>
4	<p>Teesta-VI NHPC 08.3.2019 4x125= 500 MW Broad Features: Barrage: 26.5m high HRT- 2nos,27.52km long Pressure shaft: 4nos. 5.4m dia. 151m to 198m length, TRT: 4nos 247m each length, 7.5x7.0m D-shaped. PH- Under ground Turbine- Francis Cost: Original: : 5748.04 Latest : 5748.04 (07/2018 PL)</p> <p>Contractors Civil : JAL & Gammon E&M : Alstom</p>	<p><u>Sikkim</u> <u>2012-13</u> 2027-28 (Dec'27)</p>	<p>Civil Works: Barrage works – 77.27 %, SFT works -25.98%, De-silting basin – 84.45%, Intake area – 31.18%, HRT works -43.96%, Surge Shaft/ Surge Gallery -85.88%, Pressure shaft - 82.34%, Power house works - 90.98% TRT Works - 93.16% have been completed</p> <p>HM Works: Supply and erection works – 58.05% completed. E&M Works: 63.90 % completed.</p> <p>Overall Physical Progress: 66.31 %</p>	<p>Poor geology in HRT.</p>
5	<p>Rammam-III NTPC Hydro Ltd. 10.09.14 3x40 = 120 MW Broad Features : Run of the River Scheme</p>	<p>West Bengal <u>2019-20</u> 2028-29 (Mar'29)</p>	<p>Civil & HM works of Barrage Complex including Part HRT Package - 33.59% completed</p> <p>Civil & HM works of Power House including Part HRT Package – 59.10% completed</p>	<ul style="list-style-type: none"> • Heavy flood hit the Barrage area on 18.06.2023 and upstream of Barrage and equipment

	<p>Cost :Original: 1381.84 Latest : 1381.84</p> <p>Contractors</p> <ul style="list-style-type: none"> • Barrage and Part HRT Package: M/s RVNL • Power-House and Part HRT Package: M/s SEW Infra Ltd. <p>– EM Package: M/S BHEL-</p>		<p>Electro-Mechanical Package- 50.50 % completed</p> <p>Overall Physical Progress: 45.50 %</p>	<p>including access road were washed away/damaged</p> <ul style="list-style-type: none"> • Work progress affected supply of construction materials has been hampered due to damage in some patches of NH 10 since 04.10.2023 due to flash flood of Sikkim (Road re-opened for Heavy vehicle movement from 24.12.2023. <p>* Barrage Area: Contract for Barrage and part HRT Pkg awarded to M/s Simplex Apex Encon JV has been terminated on 09.02.2024. Balance work of the package has been awarded to M/s RVNL on 06.06.2024.</p>
6	<p>Pakal Dul CVPPL 03.10.2006 4x250 = 1000 MW</p> <p>Broad Features : Dam – 167m High, Width-305m), CFRD, HRT- 2 nos. 7.2m dia 1000m long S.Shaft-16m dia 200m Height P.House- Underground (157mx20.20mx49m) TRT- 5.5m dia, 125m long.</p> <p>Cost: Original:8112.12 Latest: 8112.12</p> <p>Contractors Civil : Afcons – JAL – JV L&T,JAL HM: PES E&M : Voith Hydro Ltd</p>	<p><u>J&K</u></p> <p><u>2020-21</u> <u>2026-27</u> (Sept'26)</p>	<p>Diversion Tunnel (1 no, diameter 11 m, length 851 m.): Works of Diversion Tunnel completed. River Diversion was achieved on 01.11.2021.</p> <ul style="list-style-type: none"> • Civil Works are 54.53% completed • HM Works are 60.00% completed • E&M Works are 80.06% completed <p>Overall Physical Progress: 67.40%</p>	<ul style="list-style-type: none"> • HRT & Dam works are critical. • Launching of TBM - 2–Inordinate delay due to the delay in arranging required Crane for erection of TBM-2 by M/s L&T • Surge Shaft 1- Delay anticipated in excavation due to treatment of hill slopes overlooking SS top due to Geological conditions/ Topography.
7	<p>Kiru CVPPL 13.06.2016 4x156=624 MW</p> <p>Broad Features : Dam – 135m High, Width-193m), Concrete gravity, Penstock 4nos., 5.5m dia. P.House- Underground</p>	<p><u>J&K</u></p> <p><u>2023-24</u> <u>2026-27</u> (Sep'26)</p>	<ul style="list-style-type: none"> • Civil Works are 60.51% completed • HM Works are 36.73% completed • E&M Works are 74.06% completed <p>Overall Physical Progress: 57.56%</p>	<ul style="list-style-type: none"> • The project is in the initial stage of construction. • There is a delay in the supply of steel plates

	<p>(182mx23.6mx51.2m) TRT- 4 nos., 7.0m dia, 165 to 190m long. Cost: Original:4287.59 Latest: 4287.59 <u>Contractors</u> Civil : Patel Engg. HM: PES Engineers E&M : Andritz Hydro</p>			
8	<p>Ratle Ratle Hydro Electric Project Pvt. Ltd. / NHPC 19.12.2012 4x205+1x30= 850 MW Broad Features : Dam Height-133m Length-194.8m Spillway-Radia Gate-(5) Size-10.75x1420 m Diversion Tunnel:2 Nos., Circular (Right back) Pressure Tunnel:11m dia each. Pressure Shaft : 6.6 m each steel lined. P.House-Underground Turbine- Francis Average Gross Head- 100.39m Addl. Unit(30MW) Housed in Main P.H. Cavity) Rated Head-98.9m Cost : <u>Original: Rs 5281.94</u> <u>Crore</u> Latest Rs. <u>5281.94</u> <u>Crore</u> <u>Contractors</u> Civil & HM : GVK E&M : Alstom</p>	<p><u>J&K</u> <u>2017-18</u> <u>2028-29</u> <u>(Nov'28)</u></p>	<p>• Improvement / Construction of Roads: - Completed. River Chenab was diverted through DT-2 on 27.01.2024 Overt lining of DT-1 and DT-2 completed</p> <p>Excavation of the Power House, Dam abutment, and TRT are in progress as the project is in the initial phase of construction.</p> <p>Overall Physical Progress: 21.29%</p>	

9	<p>Rangit-IV Jal Power corp. Ltd. 06.07.2007 3x40= 120 MW Broad Features: Dam: Concrte 44m high .HRT : D- 6.4m L- 6.5km Power House : Surface Turbine: Francis Cost: Original:938.29 Latest : 1828.11 (10/19 PL) Contractors Civil : Ritwik (27.08.2021) HM : PES (28.06.2021) E&M : Andritz (08.07.2021)</p>	<p><u>Sikkim</u> <u>2011-12</u> 2025-26 (Dec'25)</p>	<p>Civil Works: Dam & Intake works – 97.39% HRT – 74.08% De-silting chamber –100% Pressure shaft – 91.70% Power House & TRC – 81.19% Surge shaft – 98.60% has been completed</p> <p>HM Works: Supply and erection work – 72.10% completed.</p> <p>E&M Works: 81.73% completed.</p> <p>Overall Physical Progress: 85.82 %</p>	<p>-Poor rock and adverse geology in HRT. -Methane in HRT</p>
10	<p>Luhri Stage-1 SJVN Ltd. 01.05.2018 2x80+2x25=210 MW Broad Features: Dam: 86 m high HRT: 9m dia 38 km length Power House:Underground Turbine: Francis Cost: Original - 1810.56(05/2020) Latest-3183.97</p> <p>Contractor : Civil: Luhri Hydro Power Consortium dt. 24.11.2020</p> <p>E&M works: Voith Hydro dt. 16.7.2021</p> <p>Transmission line from Switchyard to Polling station: M/s Kalpatru Power dt. 6.7.2022</p>	<p><u>Himachal Pradesh</u> <u>2025-26</u> 2028-29 (Dec'28)</p>	<p>➤ Civil works: 56.33% completed ➤ E&M Works: 13.33% completed ➤ H&M Works: 24.47% completed</p> <p>Overall Physical Progress: 51.32 %</p>	
11	<p>Dhulasidh Hydro Electric Project (SJVN Ltd) (2x33 MW = 66 MW) Cost: <u>Original: Rs. 687.97 Cr</u></p> <p>Civil & HM works: M/s Rithwik Projects Pvt. Ltd. dt. 6.5.2021</p>	<p><u>Himachal Pradesh</u> <u>2025-26</u> 2026-27 (Mar'27)</p>	<p>➤ Civil works- 77.11% completed ➤ E&M works: -35.33% completed ➤ HM works:- 35.86% completed</p> <p>Overall Physical Progress: 65.44 %</p>	

	<i>EM works: M/s Voith Hydro dt. 19.1.2022</i>			
12	<p>Kwar Hydro Electric Project, CVPPL (4x135 MW = 540 MW)</p> <p>Cost: <u>Original: Rs. 4526.12 Cr</u></p> <p>Civil works: M/s Patel Engg. Limited dtd. 11.05.2022 HM Works: M/s Om Infra EM Works: M/s Power Machine (India) Ltd</p>	<p><u>UT of J&K 2027-28</u> (Dec'27)</p>	<p>Civil works: 19.86% completed</p> <ul style="list-style-type: none"> • TRT-1 heading excavation- 557.5 m progress out of 2786 m has been made. • TRT-2 heading excavation- 428.2 m progress out of 2963 m has been made <p>HM works :</p> <p>Notification of award of works has been issued to M/s Om Infra Ltd. on 25.10.2024 at a cost of Rs.409.74 crores. Contractor has started its mobilization at the site</p> <p>EM works:</p> <p>Notification of award of works has been issued to M/s Power Machine (India) Ltd. on 24.01.2025 at a cost of Rs. 1118.76 Crores</p> <p>Overall physical Progress: 19.75 %</p>	
13	<p>Sunni Dam SJVN 4x73+1x73+1x17=382 MW</p> <p>Cost: <u>Original: Rs. 2614.51 crs (05/21)</u></p> <p>Civil & HM works: M/s Rithwik Projects Pvt. Ltd. dt. 14.1.2023</p> <p>EM works: Yet to be awarded</p>	<p><u>Himachal Pradesh</u></p> <p><u>2027-28</u> <u>2028-29</u> (Dec'28)</p>	<p>Civil works:- 23.88% completed</p> <ul style="list-style-type: none"> • Diversion Tunnel work is completed • River diverted on 13.01.2024 • Dam work: Left abutments Stripping up to EL 660 m: I progress and cumulative 1,01,215 cum (9 %) out of 1,10,177 cum completed. <p>Right abutments Stripping up to EL 660 m: Started on 26.04.2024 and cumulative 11,500 cum (22%) out of 52,823 cum completed</p> <ul style="list-style-type: none"> • Power house: Main Access Tunnel Excavation 404 m out of 602 m completed.. <p>Overall physical Progress: 28.25 %</p>	

14	Dibang HEP, NHPC (12x240=2880MW) Cost: Rs. 31876.39 Cr Infrastructure Works: M/s L&T dated 27.02.2023	<u>Arunachal Pradesh</u> <u>2031-32</u> (Feb'32)	Civil works:- 7.73% completed The project is in initial stage of construction, therefore various pre – construction activities involved like mobilization of man and machinery, site cleaning, development of access roads and infrastructural facilities etc. Excavation of the main access tunnel is in progress. Overall physical Progress : 14.46 %	
----	---	--	--	--

B	<u>State Sector</u>			-
15	Parnai JKSPDC 21.10.2013 3x12.5= 37.5 MW Broad Features: Barrage: 107m Long, 11.7m High HRT: D Shape, 9236m long, 3.2m dia Surge Shaft: 3.2m Dia Power House- Surface- 60x12x28 Cost: Original: 640.86 Latest 640.86 Contractors Civil : Patel & Alstom E&M : Andritz	<u>UT of J&K</u> <u>2017-18</u> <u>2027-28</u> (Jul'27)	The implementation of the project has been undertaken by awarding the EPC contract in favour of M/s. Patel Engg. Ltd. in 2013. ➤ Barrage (107m long, 11.7m high and 7m wide concrete structure):- Barrage concrete works completed 38069cum out of 39446cum. Excavation work 48569 cum out of 48698cum is completed. ➤ HRT (D-shaped, 3.2m diameter, 9.156km long):- 8053.2 RM out of 9236 m excavation completed. 2513 m out of 9236 m lining completed. ➤ Pressure shaft (1 no., 2m dia, 1733m long):- Excavation 26318 cum out of total 34560 cum completed. 3472 cum out of 7497 cum concreting has been completed. ➤ Power House (Surface 60x12x28m):- Excavation 63351 cum out of total 65000 cum completed. ➤ Overall physical progress:63.25%	- Slow progress of works - Contractual Issues. - Lack of response from the EM Sub Contractor M/s Andritz Hydro Pvt Ltd with regard to supply of EM equipment.
16	Shahpurkandi Irrigation Deptt. &PSPCL 04.05.2011 3x33+3x33+1x8=206 MW Cost: Original: 1835.50 Latest 3929.93 (Power Component) Contractors Civil & HM for Main Dam with two Head Regulators : Soma – BUREYA JV Power Houses : M/s OMIL JV E&M : BHEL	<u>Punjab</u> <u>2015-16</u> <u>2026-27</u> (Apr'26)	Main Dam: 100% excavation work completed. Hydel Channel: Overall work has been completed. E&M: The E&M contract with BHEL has been revised and manufacturing /procurement of equipment for the projects is under progress by BHEL.(Effective date of 01.11.2018).The E&M works of Power Houses is proposed to be completed by December, 2025. Power House : The 99.76% excavation work and 79.96% concreting work has been completed. Overall physical progress: 84.10 %	Delay in E&M works is critical for schedule commissioning.
17	Shongtong Karcham H.P. Power Corpn. Ltd. Clearance: 16.08.2012 3x150= 450 MW Broad Features:	<u>H.P.</u> <u>2016-17</u> <u>2028-29</u> (Sept'28)	➤ Barrage Work:- Concreting 16.56% completed. ➤ Power Intake:- 83.85 % Excavation completed.	Dam is critical due to change in design and approval of same.

	<p>Intake Tunnel: 4 Nos. Horse shoe 6.4m dia 192 to 280m length HRT- Circular, 10.5m dia, 8096m long. Power House- Under ground Turbine- VF. Switchyard: 400 Kv. Cost: <u>Original: 2807.83</u> Latest:3708.51</p> <p>Contractors Civil & HM : Patel E&M : Andritz</p>		<ul style="list-style-type: none"> ➤ Desilting chamber (4 nos. each of 260 m length x 17m width x 22.80 m depth):- Excavation of Desilting chambers 75.98% completed. ➤ Silt Flushing Tunnel (SFT):-Excavation of SFT 66.01% completed. ➤ HRT (10.5m diameter, 7.7125 km long):- Heading excavation 100% completed. Concreting - 19.78% completed. ➤ Surge Shaft (30.6m diameter 98.5m height):-Excavation-100% completed. Concreting- 19.78% completed. ➤ Pressure Shaft (3nos. 5.0m diameter, Length I&III = 230m, II = 220m):- Excavation i.r.o. Pressure shaft & BVC works, 88.65% completed. ➤ Power House (131.15m (L) x 23m (W) x 44.29m (H)):- Overall 67.19% power house works (Civil and E&M Works) completed. Spiral case installation in Unit-I completed & concreting around spiral casing is in progress. In Unit-II, installation of spiral case 93.05% completed. In Unit-III, installation of spiral case 57.8% completed. ➤ TRT(including adit, Main TRT, Unit TRTs & manifold): Excavation 73.19% completed. ➤ E&M Works:-Supply 70% completed. Erection yet to start. Overall E&M works 64.2% completed. ➤ Draft Tube:-95.84% excavation completed. ➤ ➤ Physical progress: 56.72%. 	
18	<p>Polavaram APGENCO / Irrigation Deptt., A.P. 21.07.2010/ 25.02.2009 12x80= 960 MW</p> <p>Broad Features: ECRF Dam- L-2454 m, H-57.9m, Spillway- L-1128m, Spill gate -48 Nos. Approach channel-175m. Intake tunnel: Ø 9m, L-130m (12 Nos) Power House- Surface type, Turbine- Vertical Kaplan Tail Race Channel- 1130m.</p> <p>Cost: <u>Original: 4956.39</u> Latest:5338.95 (Power Component)</p> <p>Contractors Civil :Navyug contract terminated and awarded to</p>	<p>Andhra Pradesh <u>2017-18</u> 2027-28 (Sep'27)</p>	<p>Civil work 53.8 %, HM work 13.93 % E&M work 17.47% Infrastructure Works: 0%</p> <p>Overall Physical progress: 28.92 %</p>	

	M/s Megha Engineering and Infrastructure Ltd. (MEIL) (EPC contractor) E&M : BHEL			
19	Lower Sileru extension APGENCO 2x115 = 230 MW 24.08.2020 Contractors M/s SSEL-PES Consortium Cost: <u>Original: 571 (2020-21)</u> <u>Latest: 571 (2020-21)</u>	Andhra Pradesh 2025-26 (Mar'26)	Civil Works: 17.83% completed. HM Works: 82.72 % completed. E&M Works: 28.03 % completed. Overall Physical Progress:41.60%	
20	Mankulam KSEB 2 X 20 = 40 MW 03.03.2022 Broad features: Dam: Concrete, straight gravity HRT:3.6mX2473m Surge shaft: Dia- 8m , top level of surge – 719.11m Pressure shaft: 1 no. Dia- 3m, Area – 7.07m ² , Length – 398m Penstock: 2 Nos. 30m x2.3m Turbine: Pelton Max. gross head: 323.43m Cost: 600Cr. (2016) Contractors CIVIL & HM: M/s. PES Engineers Private Limited - M/s KSR Infracon Private Limited, Joint Venture (PES-KSR JV)	Kerala 2026-27 (Dec'26)	Civil Works : 32.2% completed. HM Works: Not yet started. E&M Works: Not yet started..42% works completed. HRT: 62.64% works completed. Surge: 57.61% works completed. Pressure Shaft: 35% progress (inclined), 30%(Horizontal) Power House: 6% works completed. Bridge and road: Bridge completed and opened for traffic. Dam: 29.45% works completed. Overall Physical progress:14.5%	
21	Lower Kopli APGCL 2x55+2x2.5+1x5= 120 MW Broad Features: Dam: Conc. Gravity HRT- Circular, 7m dia, 3.64Km long. Power House- Surface Turbine- VF. Switchyard: 220 Kv. Cost: <u>Original:1115.91</u>	Assam 2023-24 2026-27 (Apr'26)	Bldg & Infra : 99% completed Roads, Civil & HM : 84.7% completed E& M Works: 93% completed Transmission Line : 90% completed Overall Physical progress:88.8%	

	Latest:2450.45 Contractors Civil : L&T			
22	Chanju-III H.P. Power Corpn. Ltd. Clearance: 14.07.2015 3x16= 48 MW Broad Features: HRT- D shape, 5090m long. Power House- Under ground Turbine- Vertical shaft Pelton Cost: Original: 418.57 Latest: 789.49 Contractors Civil & HM : MFB- ACNC (JV) E&M :	H.P. <u>2027-28</u> <u>2027-28</u> (Jul'27)	Civil Works – 22.64% completed Infrastructure Works – 41.3% completed Overall Physical Progress:-18.44% completed	
23	Lakhwar Multipurpose Project (UJVNL) Clearance: 23.12.2021 3x100= 300 MW Cost: Original: 5747.17. Latest: 5747.17	Uttara khand <u>2028-29</u> <u>2028-29</u> (Oct'28)	Letter of Acceptance (LOA) has been issued to M/s L&T Limited for the work of “Balance civil works for Construction of 204m high concrete gravity dam, Intake, (3X100 MW) capacity underground Power House and appurtenant works on river Yamuna of Lakhwar Multipurpose Project in District-Dehradun/Tehri Garhwal (Uttarakhand)” on 01.02.2023. Major tunneling, shaft excavation, and instrumentation in the powerhouse cavern are underway. Out of 927.102 ha required land, 873.597 ha is acquired; acquisition of the remaining is ongoing. Overall Physical Progress:-11%	
C	Private Sector			
24	Tidong-I M/s Statkraft India Pvt. Ltd. 3x50 = 150 MW 28.07.2006 Broad Features: HRT–D-3.5m L- 8461 m P.H. Surface Turbine –Vertical Pelton Cost: Original 543.15 Latest 1850 Contractors Civil &HM : SCL InfraTech / Himalaya E&M : Alstom	H.P. <u>2021-22</u> <u>(New Developer)</u> <u>2025-26</u> (June'26)	River Diversion Works: 100% completed. Head Works: 99.94% completed. HRT (8409m): 100% completed. Surge Shaft: 100% completed. Pressure Shaft: 77.53 completed. Powerhouse (Surface) & Tail-race Channel (4 m wide open channel, 50 m long): Power 99.59% completed. E&M Works: 100 MW, 100% works completed. 50 MW, 95% completed. T Line – 84.36% completed. Overall physical progress achieved is 96.18% .	- Pressure shaft & Transmission Line critical.

25	<p>Kutehr M/s JSW Energy (Kutehr) Ltd. 3x80 = 240 MW 31.08.2010 Broad Features:</p> <p>Cost: <u>Original: 1798.13</u> Latest : 2879</p> <p>Contractors Civil &HM : M/s Angelique – PCC consortium, M/s MF BumiGeotech Pvt. Ltd. & M/s. PES Engineers Pvt. Ltd. E&M : M/s Andritz Hydro Pvt Ltd.</p>	<p><u>H.P.</u> <u>2024-25</u> 2025-26 (May'25)</p>	<p>Civil Works: 95.11% E&M Works: 94% HM works: 90.67%, Infrastructure Works: 92% Miscellaneous:98%</p> <p>.</p> <p>Overall Physical Progress- 93.82%</p>	-
			•	

Part A.2 – Under Execution Pumped Storage Projects

Sl. No.	Name of Project Executing Agency Date of CEA clearance / Approval Capacity (MW) Broad Features Cost (original/latest) In Rs. Crores.	<u>State Comm. Sch.</u> (original/ Now Ant.	Broad Present Status / Critical Area	Remarks/ Critical issues
A	Central Sector			
1	Tehri PSS, THDC, 18.7.06 Nov-11 (Revised CCEA) 4x250=1000 MW Broad Features : Surge Shaft: U/s – 2 nos. D/s – 2 nos Power House: U/G TRT: 2, Dia 9m and Length 1070m & 1160m Turbine: VF reversible pump turbine Cost: Original: 1657.60 Latest:8182.82 <u>Contractors</u> Turnkey : Alstom, France/ HCC	<u>Uttara khand</u> <u>2010-11</u> 2025-26 (Oct'25)	Unit-1 : Testing on full load (100%) with load rejection achieved on 02.01.25. Further testing is in progress with COD targeted by Mid of May'25. Unit-2: Cold and Hot commissioning activities completed. Further, wet commissioning activities are in progress and synchronization to Grid in Generator mode is targeted by end of Feb'25 followed by wet commissioning after 1st Sync. and other testing in Generator and Pumping mode. Commissioning is targeted by Mid of Jun'25. Unit-3 & 4: Pre-commissioning activities are in progress in both units and commissioning is targeted by Jul'25 for both units Aug'25 Overall physical Progress : 98.00 %	-
B	State Sector			
2	Upper Sileru APGENCO 9x150 = 1350 MW 20.12.2022 Cost: Revised: <u>12264.36 Cr.</u>	Andhra Pradesh 2028-29 (Feb'29)	The project is in the initial stage of construction. Letter of Intent (LoI) issued on February 28, 2024 to M/s Megha Engineering & Infrastructures Ltd and contract agreement finalized on February 28, 2025. The EPC contract award marks the transition to the execution phase, with a reputable contractor engaged. The year-long gap between LoI and contract finalization suggests detailed negotiations or preparatory work.	
3	Sharavathy Pumped Storage KPCL 8x250 = 2000 MW	Karnataka 2029-30 (Dec'29)	The project is in the initial stage of construction	
4	Kundah Pumped storage (Phase-I, Phase-II & Phase-III) TANGEDCO 4x125= 500 MW Broad Features: HRT: Ø 8.5mX1247.33m.	<u>Tamil Nadu</u> <u>2022-23</u> 2026-27 (Apr'26)	Civil & H&M Works: - Phase-I, Package I & II (Civil and HM works), LOI issued for package - I to M/s Patel engineering, and for package - II M/s Kundah PSP Consortium on 15.02.2018. The site was handed over on 05.03.2018. MAT: Mining works completed. Road concreting work under progress. ADITS in Power House & TRT, HRT Complexes: Mining works completed.	.

	<p>Surge Shaft: Ø (28m/16m/10m) x68m depth. Pressure Shaft: 2 Nos. Ø 5.50m X 463.38 m (each) Penstock: 4.nos. Ø 3.9m x45.4m each. Power House: Under Ground. Tail race surge chamber: 10m(W);52m(L):48m(H) Tail Race Tunnel: Ø 8.5mx895m Turbine: Francis reversible turbine. Cost: Original: 1216.59 Revised: 3401 EPC cost: Rs. 2424.09 crore (capital cost under revision by TANGEDCO)</p> <p>Contractors Civil &HM : Patel / Kundah PSP E&M: MEIL</p>		<p>Power House: mining of Power House Cavern, 4 Nos. Bus ducts, draft tube tunnels fully completed. Draft tube pit and drainage pit excavation completed, Service bay column concrete 12 nos. completed. Machine hall concrete under progress. TRT Surge Tank: Mining works completed. Lining concreting under progress. Transformer Cavern: Transformer cavern up to waste oil sump excavation is completed. Transformer Hall Raft Concrete, waste oil sump concreting under progress. Bus duct Tunnel concreting under progress.TRT: Mining completed and overt Concrete lining under progress. Lower intake: Excavation resumed on 14.12.2024 and proceeding in full swing. Concreting in wing wall taken up. TRT Gate shaft: Mining completed. Lining work to be taken up. Draft Tube Tunnel: Mining in DT Tunnel-1, 2, 3, 4 completed. Draft Tube Gate shaft (4 nos): Mining completed.</p> <p>Overall Physical Progress:-83.50%</p>	
C	Private Sector			
5	<p>Pinnapuram PSP Greenko Energy 20.4.2022 4x240+2x120=1200 MW</p> <p>Broad Features : Upper reservoir: FRL 463m Dam height-40m from ground level</p> <p>Lower reservoir: FRL 337m Dam height-38m from ground level</p> <p>Pressure Shaft : 5, 7.5m dia, 83.5 m- long P.House-Surface Turbine-Vertical Francis reversible pump turbine Cost :Original: 6465.22 Latest :6465.22</p> <p>Contractors E&M : M/s Andritz Civil : M/s Megha</p>	<p>Andhra Pradesh 2025-26 (Sept'25)</p>	<p>Upper Reservoir and Upper Intake: Excavation-100% progress achieved. Pressure Shaft: 100% progress achieved. Power House: 100% progress achieved. Lower Reservoir-100% excavation completed Upper Reservoir- Rockfill 99% completed</p> <p>H&M Progress:</p> <ul style="list-style-type: none"> Lower Intake: All service gates erected including rope drum hoist arrangement Upper Intake: All service gates erected including rope drum hoist arrangement <p>E&M Progress:</p> <ul style="list-style-type: none"> Supply: All supplies have been completed <p>Overall Physical Progress: 94.8%</p>	
6	<p>MP30 Gandhi Sagar Pumped Storage Project (Greenko MP01 IREP Private Limited)</p>	<p>Madhya Pradesh 2028-29 (Jun'28)</p>	<p>Road :100% Completed Coffer Dam: 100% Completed Upper Intake: 45% Completed Upper Reservoir: 84% Completed</p>	

	7x240+2x120=1920 MW		Penstock: 30% Completed Power House: 50% Completed MAT & ADIT: 46% Completed Tail Race Tunnel: 27% Completed Lower Intake: 35% Completed Tail Race Channel : 0% Completed HM Works: 57% completed E&M Works: 27% Completed Overall Physical Progress: 51.22%	
--	---------------------	--	---	--

Part B – Held up

Sl. No.	Name of Project Executing Agency Date of CEA clearance / Approval Capacity (MW) Broad Features Cost (original/latest) In Rs. Crores.	State Comm. Sch. (original/ Now Ant.	Broad Present Status / Critical Area
A	Central Sector		
1	<p>Lata Tapovan, NTPC Aug-2012 3x57= 171 MW Broad Features : Barrage–14 bays of 11m each HRT- 7.51 Km, 4.7m dia P.House- underground Turbine- V.Francis Cost: Original: 1527.00 Latest: 1801.07 Contractors Civil & HM : L&T E&M : BHEL</p>	<p><u>Uttara khand</u> <u>2017-18</u> <u>2028-29</u> (Subject to re-start of works)</p>	<ul style="list-style-type: none"> •Construction work stopped vide Hon’ble Supreme Court order dated 7.5.14. •Since then, various hearings had been held but the matter is yet to be concluded. Last hearing was held on 22.08.2022, wherein Hon’ble Supreme Court issued the order for listing the matter on 11.10.2022. Matter is likely to be listed on 17.01.2024. • Meanwhile, M/s L&T have raised claims of nearly Rs 336 Cr for disruption to Civil & HM Package awarded to them. The dispute pertaining to the claim was under arbitration. Award for the same has been passed by Ld. Arbitral Tribunal on 20.05.2022. The award has been challenged by both parties in the Hon’ble High Court of Delhi. Next hearing listed on 12.03.2024. • The contract of EM package, which was awarded to BHEL has been fore-closed on 28.07.2021. • Matter is sub-judice. Infrastructure works almost completed. Hon’ble SC stayed construction of 24 HE projects in Uttarakhand including Lata Tapovan. Project is likely to be commissioned 4 years after restart of works. Work stalled since May, 2014.
B	State Sector		
2	<p>Lower Kalnai JKSPDC 16.08.2013 2x24= 48 MW Broad Features: Dam: 110m Span, 49m High HRT: D Shape, 3960m long, 4m dia Surge Shaft: 14m Dia Power House- 55x23.45x32.4 Cost: Original: 576.87 Latest 576.87 Contractors Civil : Coastal E&M : GE</p>	<p><u>UT of J&K</u> <u>2017-18</u> (Commis sioning Subject to re-start of works)</p>	<p>- Works on all fronts at Dam and Power House site are stalled since the contract has been terminated by JK Govt. order no. 115-PDD of 2019 dated 08.06.2019. The Balance Work stands tendered out by JKSPDC in EPC mode vide E-NIT on 24.03.2022. Technical evaluation of the bids is completed and financial bids are slated to be opened .Project is likely to be commissioned 4 years after restart of works.</p>
3	<p>Koyna Left Bank PSS WRD, Mah. 20.02.2004 2x40 = 80 MW Broad Features: Water from the existing ShivajiSagar Lake (Koyna reservoir) is to be utilized for generation.</p>	<p><u>Maharashtr</u> <u>a</u> <u>2014-15</u> <u>2027-28</u> (Subject to re-start of works)</p>	<p>Project stalled since July, 2015. The current expenditure on the project has already reached to almost original administrative approved cost level. The proposal for execution with various options (By WRD/ Through BOT/ By MSPGCL in collaboration with WRD) is under process.Project is likely to be commissioned 4 years after restart of works.</p>

	<p>Intake Tunnel: Dia – 7.20 M Length – 235.5 M (including Lake tap) HRT: Dia – 7.20 M Length – 80 M Penstock – 2 nos ,Dia – 2.9M Length – 10 M each P.House – Underground Turbine – Reversible Cost: Original: 245.02 Latest:1403.77</p> <p><u>Contractors</u> Civil &HM : BT Patil – Malaxmi JV / Patel E&M : LitostrojSlovenia&Koncar, Croatia</p>		
C	Private Sector		
4	<p>Tangnu Romai-I M/s Tangnu Romai Power generation 2x22= 44 MW 30.11.2007 (TEC by HPSEB) Broad Features: Barrage at EL + 2555 m HRT-3.1m dia& 7.220 km length Surge Shaft- 5m dia, Top Level 2570 m & Bottom Level 2520 m Penstock- 2 m dia& 609.3 m length P.House- Surface Turbine – Vertical Francis Cost: Original:255.00 Latest:641.89 <u>Contractors</u> Civil & HM : Sai Urja E&M : Andritz</p>	<p><u>H.P.</u> <u>2014-15</u> (Subject to re-start of works)</p>	<p>Works on hold since Aug 2016. Funds constraints with the developer. Project is likely to be commissioned 4 years after restart of works.</p>
5	<p>Phata Byung M/s Statkraft India pvt ltd 23.03.2023 2x38 MW = 76 MW Broad Features: Dam – 26m high HRT- 3.2 m dia& 9.38 km length Turbine – Frances Cost: Original: 520.00 Latest : 1132 <u>Contractors</u> Civil : Lanco HM : Cimmco E&M : Alstom</p>	<p><u>Uttara khand</u> <u>2012-13</u> (Subject to re-start of works)</p>	<p>- Works severely affected due to flash floods in June, 2013. - Works stalled since July, 2017 due to Financial crunch with the contractor / developer. The company is undergoing a corporate insolvency resolution process initiated under IBC for resolution and revival of the project since June 2020. Under this process, the resolution professional appointed by the NCLT initiated the process for inviting prospective investors for the project. On 25.02.2022, the CoC approved the Final Statkraft IH Holding AS Resolution Plan by a majority of 100%. The Resolution Professional has filed for approval of the resolution Plan Application before the Hon'ble NCLT. The Allahabad bench of the National Company Law Tribunal approved the resolution. According to the resolution plan, Statkraft will pay a total of ₹180 crore including ₹149.61 crore to secured financial creditors within 90 days of approval of the resolution plan and ₹27.8 crore towards meeting the</p>

			<p>payment for costs of the corporate insolvency resolution proceedings.</p> <p>-</p> <p>Works stalled since July, 2017 due to Financial crunch. The project stands allotted to M/s Statkraft IH through NCLT on 23.03.2023. The revival of Environmental clearance is under process. Project is likely to be commissioned 2 years after restart of works.</p>
6	<p><u>Maheshwar,</u> SMHPCL 30 12 96/ 29.9.2006 (FC) 10x40= 400 MW Broad Features: Dam-35m High, concrete gravity P.Shaft-10x7.82m x 52m P.House - Surface Turbine- Kaplan Cost: <u>Original: 1569.27</u> Latest: 8121.00 <u>Contractors</u> Civil & HM : Sew E&M : BHEL</p>	<p><u>M. P.</u> <u>2001-02</u> (Subject to re-start of works)</p>	<p>Matter is sub-judice. Works suspended since Nov-11 due to cash flow problem with developer. M.P. Power Management Company Ltd. has terminated the Power Purchase Agreement with SMHPCL on 18.04.2020. The application of PFC has been admitted in NCLT on 27.09.2022 under IBC. CIRP has been put on hold by NCLT vide order dated 17.03.2023 in an application filed by Entegra Ltd. PFC has filed an Appeal before the NCLAT against the NCLT Order dated 17.03.2023 for recommencement of CIRP. Project is likely to be commissioned 2 years after restart of works</p>
7	<p><u>Bhasmey</u> Gati Infrastructure 2x25.5= 51 MW Broad Features : Dam-33.2m High, Symmetrical gravity HRT-5.3m dia&5.132 km length , Circular. Surge Shaft- 89.8m Hight& 14m dia. P.House-Outdoor Turbine-VF TRT-2 Nos, L- 50m Swityard-132/11 KV Cost :Original : 408.50 Latest :746.01 <u>Contractors</u> Civil : Simplex E&M : Voith</p>	<p><u>Sikkim</u> <u>2012-13</u> (Subject to re-start of works)</p>	<p>- Matter is sub-judice. The Court appointed Resolution Professional for Bhasmey HEP stated that works stalled since Sept., 2016. CIRP has been initiated against Gati infra and NCLT has appointed Resolution Professional .The Resolution Professional has received 4 Resolution Plan in the matter of Gati Infrastructure Bhasmey Power Private Limited and are pending for approval from the Committee of Creditors. Project is likely to be commissioned 4 years after restart of works.</p>
8	<p><u>Rangit-II</u> Sikkim Hydro Power Limited 10.02.2010 2x33= 66 MW Broad Features : Dam-47m High, Concrete Gravity HRT-3.9m dia&4.745 km length , Surge Shaft- 65.5m High & 10m dia. Underground Pressure Shaft : 1.7 m dia& 2.5 km length.</p>	<p><u>Sikkim</u> <u>2015-16</u> (Subject to re-start of works)</p>	<p>Works stalled since Dec., 2017. Funds constraints with the developer. Project is likely to be commissioned 3 years after restart of works</p>

	<p>P.House-Outdoor Turbine- Pelton Vertical Swityard- GIS, 132/11KV Cost :Original : 496.44 Latest : 496.44 <u>Contractors</u> Civil &HM : Coastal E&M : Gammon</p>		
9	<p>Panan Himagiri Hydro Energy Pvt. Ltd. 07.03.2011 4x75= 300 MW Broad Features : Dam-115m from deepest foundation level Desilting Chambers : Underground, 2 Size (14Lx22Wx2.5H) HRT- modified horse shoe, 6 m dia& 9549m length , Surge Shaft- 102 m High & 15m dia. Pressure Shaft : 2/4, 3.4/2.4m dia, 707.4 m- Long P.House-Surface Turbine-Vertical Francis Cost :Original: 1833.05 Latest :2675.00 <u>Contractors</u> Civil : Essar</p>	<p>Sikkim <u>2018-19</u> (Subject to re- start of works)</p>	<p>- Accessibility to Project site. The permanent bridge over Mantam Lake for accessibility to Dam site is being constructed by Sikkim PWD which is likely to be completed by Nov' 2024. The Financial Institutes are awaiting for completion of bridge, thereafter the process of financing the project can start. .Project is likely to be commissioned 5 years after restart of works.</p>

Chapter-7.1

Financial Status of Under Construction H.E.P.									
Sl. No.	Name of project/ State	Capacity (MW)	Benefits (MW)	Cost	Ant .Cost.	Cost Overrun	Total Expenditure upto (Dec'24)	Actual Expend. During FY2024-25 (till Mar'25)	Total Expenditure upto (Mar'25)
				(PL)	(PL)				
I	Hydro-Conventional								
	Central Sector								
1	Pakal Dul (CVPPL)	4x250	1000	8112.12	8112.12	–	4077.8	2004.11	6081.91
	J&K			(03/2013)	(03/2013)				
2	Tapovan Vishnugad (NTPC)	4x130	520	2978.48	10907.3	7928.82	6298.38	507.87	6806.25
	Uttarakhand			(03/2004)	(4th Qtr/2022)				
3	Vishnugad Pipalkoti (THD)	4x111	444	2491.58	3860.35	1368.77	3509.19	1100.45	4609.64
	Uttarakhand			(03/2008)	(02/2019)				
4	Ramam-III (NTPC)	3x40	120	1381.84	1381.84	0	1042.24	108.44	1150.68
	West Bengal			09/2014	09/2014				
5	Subansiri Lower (NHPC)	8x250	2000	6285.33	26075.54	19790.21	20833.88	2919.4	23753.28
	Ar. Pradesh/Assam			(12/2002)	completion cost				
6	Teesta St. VI (NHPC)	4x125	500	5748.04	5748.04	–	3444.27	697.5	4141.77
	Sikkim			(07/2018)	(07/2018)				
7	Ratle (NHPC)	4x205 + 1x30	850	5281.94	5281.94	0	648	289	937
	J&K			(11/2018)	(11/2018)				
8	Kiru (CVPPL)	4x156	624	4287.59	4287.59		1637.18	798.26	2435.44
	J&K			(07/2018)	(07/2018)				
9	Luhri-I	2x80+2x25	210	1810.56	3183.97		1429.94	263.15	1693.09
	H.P.			(05/2020)	(05/2020)				
10	Rangit-IV (NHPC)	3x40	120	726.16	1828.11	1101.95	1006.93	424.89	1431.82
	Sikkim			(2011-12)	(10/2019)				
11	Dhaulasidh (SJVN)	2x33	66	687.97	1465.86		591.66	243.81	835.47
	Himachal Pradesh			(05/2020)	(05/2020)				
12	Kwar (CVPPL)	4x135	540	4526.12	4526.12		592.41	390.24	982.65
				(09/2020)	(09/2020)				
13	Dibang (NHPC)	12x240	2880	31876.39	31876.39		2307.29	875.64	3182.93

				(05/2021)	(05/2021)				
14	Sunni Dam (SJVN)	4x73 +1x72+1x17	382	2614.51	2614.51	Nil	676.26	252.49	928.75
				(03/2021)	(03/2021)				
A	Sub Total: Central Sector		10256	78808.63	111149.68		48095.43	10875.25	58970.68
	State Sector								
15	Parnai	3x12.5	37.5	640.86	640.86	–	403.13	76.67	479.8
	J&K			(NA)	(NA)				
16	Shontong Karcham	3x150	450	2807.83	3708.51	–	2085.48	457.97	2543.45
	H.P.			(07/2011)	(07/2011)				
17	Shahpurkandi #	3x33+3x33+1x8	206	2285.81	3929.93	1644.12	2426.7	885.1879	3311.8879
	Punjab			(2/08)					
18	Polavaram HEP (PPA)	12x80	960	3013.68	5338.95	2325.27	1336.01	759.41	2095.42
	Andhra Pradesh			(2010-11)	(2016-17)				
19	Lower Kopili	2x55+2x2.5+1x5	120	1115.91	2430.45		1284.98	999.43	2284.41
	Assam				(2021)				
20	Mankulam	2x20	40	600	600		33.5	16.71	50.21
	Kerala(KSEB)			(2016)	(2016)				
21	Chanju-III (HPPCL)	3x16	48	418.57	789.49		79.42	61.54	140.96
	H.P.				(04/22)				
22	Lakhwar Multipurpose Pro	3x100	300	5747.17	5747.17		549.09	299.45	848.54
	Uttarakhand								
23	Lower Sileru Extension	2x115	230	571	571		101.25	99.3	200.55
	Andhra Pradesh								
	Karnataka								
B	Sub-total: State Sector		2391.5	17200.83	23756.36		8299.56	3655.6679	11955.2279
	Private Sector								
24	Tidong-I	3x50	150	543.15	1850	–	1905.66	171.79	2077.45
	H.P.			(06/2018)	(06/2018)				
25	Kutehr (JSW Energy (Kute	3x80	240	1798.13	2879		2104.77	523.29	2628.06
	H.P.			(03/2009)	(03/2019)				
C	Sub-total: Private Sector		390	2341.28	4729		4010.43	695.08	4705.51
	Total : (Conventional):		13037.5	98350.74	139635.04	34159.14	60405.42	15225.9979	75631.4179
II	PSP								
	Central Sector								
1	Tehri PSP (THDC),	4x250	1000	1657.6	8182.82	6525.22	6287.05	1523.29	7810.34
	Uttarakhand			(12/2005)	(10/2022)				
A	Sub Total: Central Sector		1000	1657.6	8182.82		6287.05	1523.29	7810.34

	State Sector								
2	Kundah Pumped Storage-I	4x125	500	1216.59	3523.37	2306.78	2334.38	385.661	2,720.04
	Tamil Nadu / (TANGENDCO)			(2007-08)	(2014)				
3	Upper Sileru	9*150	1350	12264.36	12246.36				
	Andhra Pradesh								
4	Sharavathy Pumped Storage Project	8*250	2000	6709.61	6709.61				
	Karnataka								
B	Sub-total: State Sector		3850	20190.56	22479.34		2334.38	385.661	2720.041
	Private Sector								
5	Pinnapuram (Greenko)	6x240+2x120	1680	6465.22	6465.22		8895.26	2084.46	10979.72
	Andhra Pradesh								
6	MP30(Greenko)								
	Madhya Pradesh		1920	11834.5	11834.5				
C	Sub-total: Private Sector		3600	18299.72	18299.72		8895.26	2084.46	10979.72
	Total : (PSP):		8450	40147.88	48961.88	8832	17516.69	3993.411	21510.101
	Total : (Conventional+PSP):		21487.5	138498.62	188596.92	42991.1	77922.11	19219.4089	97141.5189
<i>Note:-It is to mention that investment data is tentative (un-audited) as furnished by the developers in the monthly progress reports</i>									

Chapter-7.2

Financial Status of H.E.P. for which the construction is held up												
Sl. No.	Name of project/ State	Capacity (MW)	Benefits (MW)	Cost	Ant .Cost.	Cost Overrun	Total Expend. Upto Mar'21	Actual Expenditure till March 2022	Actual Expend. During FY2022-23 (till Mar'2023)	Total Expend. (till Mar'2023)	Actual Expend. During FY2023-24 (till Mar'24)	Total Expenditure upto (Mar'24)
				(PL)	(PL)							
	Under Execution											
	Central Sector											
1	Lata Tapovan(NTPC) Uttarakhand	3x57	171	1527.00 (07/2012)	1527.00 (07/2012)	0	149.21	149.93		149.93	0.00	149.93
A	Sub Total: Central Sector		12287.00	1527.00	1527.00		149.21	149.93	8999.90	149.93	0.00	149.93
	State Sector											
2	Lower Kalnai J&K	2x24	48	576.87 (NA)	576.87 (NA)	-		*	0		0.00	
3	Koyna Left bank PSS Maharashtra	2x40	80	245.02 (1999)	379.78 (2014)	134.76	165.39	*	0.00		0.00	
B	Sub-total: State Sector		128.00	821.89	956.65		165.39	0.00	2374.40	11308.32	2463.81	13772.133
	Private Sector											
4	Tangnu Romai- I H.P.	2x22	44	255.00 (1/2007)	641.89 (2018)	386.89		*			0.00	
5	Phata Byung Uttarakhand	2x38	76	520.00 (2013-14)	1132.00 (9/2016)	612		*			0.00	
6	Maheshwar M.P.	10x40	400	1569.27 (1996-97)	6793.00 (2016-17)	5223.73		Nil			0.00	
7	Bhasmey Sikkim	2x25.5	51	408.50 (2012-13)	746.01 (03/2018)	337.51		Nil			0.00	
8	Rangit- II Sikkim	2x33	66	496.44 (2011-12)	496.44 (2011-12)	-		*			0.00	
9	Panan Sikkim	4x75	300	1833.05 (2009)	2671.00 (2018)	837.95	155.10	0.05	100.38	100.43	-100.43	
C	Sub-total: Private Sector		937.00	5082.26	12480.34		155.10	0.05	100.38	8400.68	2684.15	11084.83
	Total : (Under Execution):		13,352.00	7,431.15	14,963.99	7532.84	469.70	149.98	11,474.68	19858.93	5147.96	25006.893

Note:-It is to mention that investment data is tentative (un-audited) as furnished by the developers in the monthly progress reports

Total expenditure excludes the stalled projects of state and private sector.

Chapter 8.1

Status of Environmental and Forest Clearance of Under Construction Hydro Electric Projects

Sl. No.	Name of Project	State	I.C. (No.xMW)	Benefits (MW)	Date of TEC Clearance	Date of Env. Clearance	Date of Forest Clearance	Date of I. Approval
I	Central Sector							
1	Pakal Dul (CVPPL)	J&K	4x250	1000	03.10.06	12.07.12	15.12.15	28.10.14
2	Tehri PSS (THDC)	Utt.	4x250	1000.00	10.10.88	19.07.90	04.06.87	18.07.06
3	Tapovan Vishnugad (NTPC)	Utt.	4x130	520.00	11.08.04	08.02.05	22.04.06	11/2006
4	Vishnugad Pipalkoti (THDC)	Utt.	4x111	444.00	09/2006	22.08.07	28.05.13	21.08.08
5	Ramam-III (NTPC)	W.B.	3x40	120.00	12.09.06	17.08.07	18.10.08	10.09.14
6	Subansiri Lower (NHPC)	Ar. Pr./Asm.	8x250	2000.00	13.01.03	16.07.03	24.06.2004	09.09.03
7	Teesta St. VI	Sikkim	4x125	500.00	27.12.2006	21.09.06	23.05.2008	08.03.2019
8	Ratle (NHPC)	J&K	4x205+1x30	850.00	19.12.2012	12.12.12	15.10.14	11.02.2021
9	Kiru (CVPPL)	J&K	4x156	624.00	13.06.2016	24.06.16	19.05.16	08.03.19
10	Rangit-IV	Sikkim	3x40	120.00	06.07.2007	16.05.07	26.12.07	30.03.2021
11	Luhri -I (SJVN)	H.P.	2x80+2x25	210.00	01.05.2018	17.03.2020	28.03.2019	20.11.2020
12	Dhaulasidh (SJVN)	H.P.	2x33	66.00	25.06.2011	21.02.2013	11.08.2020	01.10.2020
13	Dibang Multipurpose Project (NHPC)	Arunachal Pradesh	12x240	2880.00	18.09.2017	19.05.2015	12.03.2020	27.02.2023
14	Sunni Dam (SJVN)	HP	4x73+1x73+1x17	382.00	11.02.2021	04.02.2022	23.08.2022	04.01.2023
15	Kwar (CVPPL)	J&K	4x135	540.00	23.02.2017	10.04.2017	08.08.2014	11.05.2022
	Sub-total (Central Sector):			11256.00				
II	State Sector							
16	Parnai (JKSPDC)	J&K	3x12.5	37.50	11.12.1992	24.12.2010	17.05.2013	25.10.2013
17	Shongtong Karcham	H.P.	3x150	450.00	16.8.12	19.05.11	22.03.11	-
18	Shahpurkandi	Punjab	3x33+3x33+1x33	206.00	08/2009	18.11.81	Not Req'd.	04.05.11
19	Indrasagar Polavaram (PPA)	Andhra Pr.	12x80	960.00	21.07.2010	28.07.10	21.07.10	25.02.09
20	Kundah Pumped Storage-I (TANGENDC)	Tamil Nadu	4x125	500.00	15.02.18	08.05.07	27.11.08	03.12.08
21	Lower Kopli (APGCL)	Assam	2x55+2x2.5+1	120.00	24.05.16	04.09.2019	04.12.2020	Nov,2020
22	Chanju-III (HPPCL)	H.P.	3x16	48	14.07.2015	29.09.2017	11.10.2019	
23	Mankulam (KSEB)	Kerala	2 x 20	40.00	03.03.2022	Not required	11.07.2007	03.03.2022
24	Lakhwar Multipurpose Project (UJVNL)	Uttarakhand	3x100	300.00	14.12.2012	02.02.2021	31.01.2014	23.12.2021
25	Lower Sileru Extension	Andhra Pradesh	2x115	230.00	Not required	24.04.2023	04.08.2022	24.08.2020
26	Upper Sileru	Andhra Pradesh	9*150	1350.00	13.06.2023	Under Process	Under Process	20.12.2022
27	Shravaty Pumped Storage	Karnataka	8*250	2000.00	09.09.2024	Under Process	Under Process	Under Process
	Sub-total (State Sector):			6241.50				
III	Private Sector							
28	Tidong-I	H.P.	3X50	150.00	-	18.06.08	18.06.08	23.07.07
29	Kutehr	H.P.	3x80	240.00		05.07.11	19.02.13	31.03.10
30	Pinnapuram (Greenko AP01 IREP Private)	A.P.	6x240+2x120	1680.00	20.04.22	14-07-2020	23-04-2020 Stage-I	NA
31	MP30 Gandhi Sagar Pumped Storage Project (Greenko MP01 IREP Private Limited)	MP	7x240 + 2x120	1920.00	19.12.2024	01.12.2021	10.06.2023	3/8/2023
	Sub-total (Private Sector):			3990.00				
	Total : Under Execution			21487.50				

Chapter 8.2

Status of Environmental and Forest Clearance of Under Construction Hydro Electric Projects (held up)								
Sl. No.	Name of Project	State	I.C. (No.xMW)	Benefits (MW)	Date of TEC Clearance	Date of Env. Clearance	Date of Forest Clearance	Date of I. Approval
I Central Sector								
1	Lata Tapovan (NTPC)	Utt.	3x57	171.00	08.02.06	21.02.07	30.04.07	01.08.12
Sub-total (Central Sector):				171.00				
II State Sector								
2	Lower Kalnai (JKSPDC)	J&K	2x24	48.00	16.08.2013	22.08.2014		16.08.2013
3	Koyna Left Bank PSS	Mah.	2x40	80.00	-	16.05.07	Not Reqd.	20.02.04
Sub-total (State Sector):				128.00				
III Private Sector								
4	Tangnu Romai- I	H.P.	2x22	44.00	-	01.05.09	19.01.10	30.11.07
5	Phata Byung	Uttarakhand	2x38	76.00	-	01.05.09	-	30.11.07
6	Maheshwar	M.P.	10x40	400.00	-	07.01.94	Not Reqd.	29.09.06
7	Bhasmey	Sikkim	2x25.5	51.00	-	15.05.07	13.09.10	-
8	Rangit- II	Sikkim	2x33	66.00	-	16.04.10	22.10.10	10.2.10
9	Panan	Sikkim	4x75	300.00	-	02.01.07	21.09.10	07.03.11
Sub-total (Private Sector):				937.00				
Total : Capacity				1236.00				

Chapter 9.1(a)

Status of Civil Package Award (First Package) of Under Construction Hydro Electric Projects

Sl. No.	Name of Project	State	Capacity (MW)	Benefits	Date of CCEA/ Investment	Date of letter of award
Central Sector						
1	Pakal Dul(CVPPL)	J&K	4x250	1000.00	28.10.14	21.02.2018
2	Tehri PSP	Uttarakhand	4x250	1000.00	18.07.06	23.06.2011
3	Tapovan Vishnugad (NTPC)	Uttarakhand	4x130	520.00	16.11.2006	28.11.2006
4	Vishnugad Pipalkoti (THDC)	Uttarakhand	4x111	444.00	21.08.08	17.01.2014
5	Ramam-III	W.B.	3x40	120.00	10.9.14	10.09.2014
6	Subansiri Lower (NHPC)	Ar.Pr./ Assam	8x250	2000.00	09.09.03	19.12.2003
7	Teesta St. VI	Sikkim	4x125	500.00	08.03.19	31.03.2020
8	Ratle (NHPC)	J&K	4x205+1x30	850.00	11.02.2021	18.01.2022
9	Kiru (CVPPL)	J&K	4x156	624.00	08.03.2019	24.02.2020
10	Rangit-IV	Sikkim	3x40	120.00	30.03.2021	27.08.2021
11	Luhri -I (SJVN)	H.P.	2x80+2x2	210.00	20.11.20	24.11.2020
12	Dhulasidh (SJVN)	H.P.	2x33	66.00	01.10.2020	06.05.2021
13	Dibang (NHPC)	Arunachal Pradesh	12x240	2880.00	27.02.2023	27.02.2023
14	Sunni Dam (SJVN)	H.P.	4x73+1x73+1x17	382.00	12.01.2023	14.01.2023
15	Kwar (CVPPPL)	J&K	4x135	540.00	11.05.2022	11.05.2022
Sub-total (Central Sector):				11256.00		
State Sector						
16	Parnai (JKSPDC)	J&K	3x12.5	37.50	21.10.2013	25.10.2013
17	Shongton Karcham	H.P.	3x150	450.00	16.08.12	04.08.2012
18	Shahpurkandi	Punjab	3x33+3x33+1x8	206.00	04.05.11	11.02.2013
19	Indrasagar Polavaram (PPA)	Andhra Pr.	12x80	960.00	21.02.2012	20.12.2017
20	Kundah Pumped Storage-I (TANGENDCO)	Tamil Nadu	4x125	500.00	03.12.08	15.02.2018
21	Lower Kopli (APGCL)	Assam	2x55+2x2.5+1x5	120.00	Nov,2020	21.08.2020
22	Chanju-III (HPPCL)	H.P.	3x16	48.00	14.07.2015	07.10.2022
23	Mankulam (KSEB)	Kerala	2 x 20	40.00	03.03.2022	03.03.2022
24	Lakhwar Multipurpose Project (UJVNL)	Uttarakhand	3x100	300.00	23.12.2021	01.02.2023
25	Lower Sileru Extension	Andhra Pradesh	2x115	230.00	24.08.2020	24.08.2020
26	Upper Sileru	Andhra Pradesh	9*150	1350.00	Not Available	28.02.2024
27	Shravaty Pumped Storage	Karnataka	8*250	2000.00	Not Available	18.05.2024
Sub-total (State Sector):				6241.50		
Private Sector						
28	Tidong-I	H.P.	3X150	150.00	23.07.07	07.11.2008
29	Kutehr (JSW Energy (Kutehr)Lt	H.P.	3x80	240.00	31.03.10	20.10.2019
30	Pinnapuram (Greenko AP01 IR)	A.P.	6x240+2x120	1680.00	NA	21.05.2020
31	MP30 Gandhi Sagar Pumped	MP	7x240 + 2x120	1920.00	NA	24.07.2023
Sub-total (Private Sector):				3990.00		
Total - Under Execution:				21487.50		

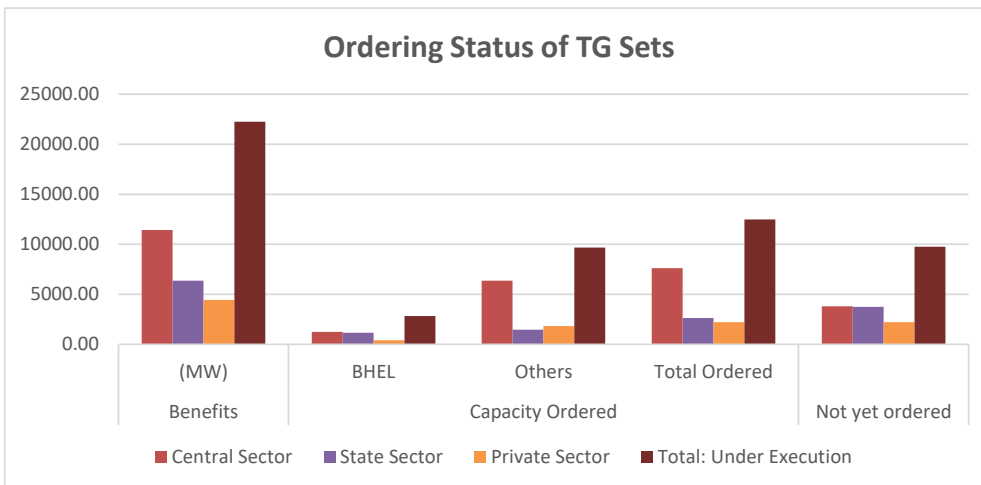
Chapter 9.1(b)

Status of Civil Package Award (First Package) of Under Construction Hydro Electric Projects (held up)

Sl. No.	Name of Project	State	Capacity (MW)	Benefits	Date of CCEA/ Investment	Date of letter of award
Central Sector						
1	Lata Tapovan (NTPC)	Uttarakhand	3x57	171.00	08/2012	17.08.2012
Sub-total (Central Sector):				171.00		
State Sector						
2	Lower Kalnai (JKSPDC)	J&K	2x24	48.00	16.08.2013	12.09.2013
3	Koyna Left Bank PSS	Mah.	2x40	80.00	20.02.04	20.06.2007
Sub-total (State Sector):				128.00		
Private Sector						
4	Tangnu Romai- I	H.P.	2x22	44.00	2014-15	14.06.2010
5	Phata Byung	Uttarakhand	2x38	76.00	06.10.08	12.04.2008
6	Maheshwar	M.P.	10x40	400.00	30.12.96	20.02.1997
7	Bhasmey	Sikkim	2x25.5	51.00	Dec-08	12.04.2010
8	Rangit-II	Sikkim	2x33	66.00	10.02.10	24.10.2011
9	Panan	Sikkim	4x75	300.00	07.03.11	22.02.2014
Sub-total (Private Sector):				937.00		
Total - Under Execution:				1236.00		

Chapter 9.2

Ordering Status of TG sets for Under Construction Hydro Electric Projects					
Summary- Units Ordered					
Sector	Benefits	Capacity Ordered			Not yet ordered
	(MW)	BHEL	Others	Total Ordered	
Central Sector	11427.00	1255.00	6370.00	7625.00	3802.00
State Sector	6370.00	1166.00	1466.00	2632.00	3738.00
Private Sector	4447.00	400.00	1827.00	2227.00	2220.00
Total: Under Execution	22244.00	2821.00	9663.00	12484.00	9760.00



Chapter 9.2

Ordering Status of TG sets of Under Construction Hydro Electric Projects

Sl. No.	Name of the Project/State	Capacity (No.x MW)	Benefits (MW)	Make/Supplier of TG set	Date of Order
A. Central Sector					
BHEL Units					
1	Tapovan Vishnugad (NTPC), Utt.	4x130	520	BHEL	01/2008
2	Lata Tapovan, Uttarakhand	3x57	171	BHEL	12/2012
3	Vishnugad Pipalkoti (THDC)	4x111	444	BHEL	18.11.14
4	Ramam-III (NTPC)	3x40	120	BHEL	19.02.15
Sub-total- BHEL			1255.00		
Other Units					
5	Tehri PSP (THDC)	4x250	1000.00	Alstom, France	27.07.11
6	Subansiri Lower (NHPC), Ar. Pr.	8x250	2000.00	Alstom, France & India	11.02.05
7	Teesta St. VI, (Sikkim)	4x125	500.00	Alstom, India	04/2009
8	Pakal Dul(J&K)	4x250	1000.00	Voith Hydro Pvt. Ltd.	01/2019
9	Rangit-IV, (Sikkim)	3x40	120.00	Andritz Hydro, India	28.08.09
10	Kiru (CVPPL)	4x156	624.00	M/s Andritz Hydro Pvt. Ltd.	24.02.20
11	Luhri -I (SJVN)	2x80+2x25	210.00	Voith Hydro Pvt. Ltd.	16.07.21
12	Dhauasidh (SJVN)	2x33	66.00	Voith Hydro Pvt. Ltd.	19.01.2022
13	Ratle (J&K)	4x205+1x30	850.00	M/s Megha Engineering & Infrastructures Limited	18.01.2022
Sub-total- Others			6370.00		
Sub-total (Central Sector):			7625.00		
B State Sector					
BHEL Units					
14	Shahpurkandi, Punjab ; PSPCL	3x33+3x33+1x8	206.00	BHEL	28.02.14
15	Polavaram (PPA) Andhra Pr.	12x80	960.00	BHEL	30.03.21
Sub-total- BHEL			1166.00		
Chinese					
Sub-total- Chinese			#REF!		
OTHER UNITS					
16	Koyna Left Bank PSS, Maharashtra	2x40	80.00	IVRCL Ltd	16.12.10
17	Shontong Karcham, H.P.	3x150	450.00	Andritz Hydro, India	04.03.15
18	Parnai (JKSPDC) J&K	3x12.5	37.50	Andritz Hydro, India	-
19	Lower Kalnai (JKSPDC) J&K	2x24	48.00	GE Power India Pvt. Ltd.	-
20	Kundah Pumped Storage-I (Tamil Nadu)	4x125	500.00	Megha Engineering & Infrastructure Ltd.	28.11.2019
21	Lower Kopli (APGCL)	2x55+2x2.5+1x5	120.00	M/s ANDRITZ HYDRO Private Ltd	09.09.2021
22	Lower Sileru Extension	2x115	230.00	M/s Shirdi Sai Electricals & M/s PES Engineers Private Ltd	13.04.2022
Sub-total- Others			1466		
Sub-total (State Sector):			2631.5		

Sl. No.	Name of the Project/State	Capacity (No.x MW)	Benefits (MW)	Make/Supplier of TG set	Date of Order
C					
Private Sector					
BHEL Units					
23	Maheshwar (M.P.)	4x100	400.00	BHEL	25.06.07
Sub-total- BHEL			400		
OTHER UNITS					
24	Tidong-I, (H.P.)	3X50	150.00	Alstom, India	28.02.11
25	Tangnu Romai- I, (H.P.)	2x22	44.00	Andritz Hydro, India	17.04.13
26	Phata Byung, (Uttarakhand)	76.00	76.00	Alstom, India	12.04.08
27	Bhasmey, (Sikkim)	2x25.5	51.00	Voith Hydro, India	14.04.10
28	Rangit-II, (Sikkim)	2x33	66.00	Gammon India Ltd.	24.03.12
29	Pinnapuram (Greenko)	4x240+2x120	1200.00	Andritz Hydro Pvt. Ltd., India	21.05.2020
30	Kutehr(HP)	3x80	240.00	Andritz Hydro Pvt. Ltd., India	13.02.20
Sub-total- Others			1827.00		
Sub-total (Private Sector):			2227.00		
Under Execution Total (Units Ordered):			12483.50		
Units not yet ordered					
A					
Central Sector					
31	Dibang Multipurpose Project (NHPC)	12x240	2880.00		
32	Sunni Dam (SJVN)	4x73+1x73+1x17	382.00		
33	Kwar (CVPPPL)	4x135	540.00		
Sub-total (Central Sector):			3802.00		
B					
State sector					
34	Chanju-III (HPPCL)	3x16	48.00		
35	Mankulam (KSEB)	2 x20	40.00		
36	Lakhwar Multipurpose Project (UJVNL)	3 x 100	300.00		
37	Upper Sileru	9*150	1350.00		
38	Shravaty Pumped Storage	8*250	2000.00		
Sub-total (State Sector):			3738.00		
C					
Private Sector					
39	Panan, Sikkim	4x75	300.00		
40	MP30 Gandhi Sagar Pumped Storage Project (Greenko MP01 IREP Private)	7x240 + 2x120	1920.00		
Sub-total (Private Sector):			2220.00		
Total: (Units not yet ordered)			9760.00		
Total: Under execution and held-up			22243.50		

Chapter 9.3

Part - A

Status of the ordering of various packages for Under Construction Hydro Electric Projects

Sl. No.	Project name/ Exec. Agency CEA clearance/ Approval Capacity (MW)	State Region	Contract	Scope of works & brief details	Contracting Agency (Name & Location)	Contract value (Rs. Crs.)	Date of Contract (commencement)/ Completion
Under Execution							
A Central Sector							
1	Pakal Dul CVPPL 03.10.2006/ 28.10.2014 4x250 = 1000MW	UT of J&K North Region	Civil works	Power House Package- Power House, Transformer Cavern, MIV cavern, Valve House, TRT , Pressure shaft , Surge Shaft and associated works.	M/s. Afcons-Jaiprakash Associates JV	1051.00	<u>21.02.2018</u> 20.12.2022
				Dam Pkg. - Diversion Tunnel works, Dam works, Spillways, and Part of HRT by DBM and associated works.	M/s Jaiprakash Associates	2853.00	<u>21.06.2018</u> 20.03.2023
			E&M Works	Letter of Award Issued: Supply, Erection & commissioning of E&M components.	M/s. Voith Hydro Limited	703.63	<u>02.01.2019</u> 01.11.2023
			H&M Works	Letter of Award Issued: Supply, Erection & commissioning of HM components.	M/s PES Engineers Pvt. Ltd	286.58	<u>26.08.2019</u> 25.06.2023
			HRT-TBM	Letter of Award Issued- HRT by TBM	M/s L&T Ltd.	2575.63	<u>03.07.2020</u> 02-01-2025
2	Tehri PSS, THDC, 18.7.06 Nov-11 (Revised CCEA) 4x250=1000 MW	<u>Uttara.</u> <u>khand</u> <u>NR</u>	EPC/ Turnkey Contract	i. Planning, Design and Engg. ii. Civil works iii. Supply of EM & HM (off shore) iv. Supply of E&M and HM (on shore) E&M and HM services	Consortium of M/S Alstom Hydro France and Hindustan Construction Company with M/s Alstom Hydro, France as lead partner	Total in 1843.49 E&M equip:- Euro 62.92 million + 474.43 Cr.	<u>23.06.2011</u> 27.07.11 26.01.2016 (Commence ment <u>Date</u>)
							U-1: 48 Mth. U-2: 50 Mth. U-3: 52 Mth. U-4: 54 mth. (from commenc.)
3	Tapovan Vishnugad NTPC 11.08.2004/ Nov, 2006	<u>Uttara.</u> <u>khand</u> <u>NR</u>	Civil works	Construction of Barrage and De-silting chambers	M/s SSJV Projects Pvt. Ltd. and M/s ZVS, Russia	269..15	01/2007 07/2012
				Contract terminated in November-10 and fresh award made in July-12			
				Construction of Barrage and De-silting chambers (Balance Works)	M/s Rithwik Projects Pvt. Ltd., Hyderabad.	457.57	07/2012 03/2015

Sl. No.	Project name/ Exec. Agency CEA clearance/ Approval Capacity (MW)	State Region	Contract	Scope of works & brief details	Contracting Agency (Name & Location)	Contract value (Rs. Crs.)	Date of Contract (commencement)/ Completion		
	4x130 = 520 MW			Construction of HRT	M/s L&T Ltd. and M/s Alpine Mayreder Bau GmbH	455.921	11/2006 08/2012		
			HRT contract terminated on 09.01.2014. HRT package re-awarded on 09.03.2016.						
				Construction of HRT(Balance Works)	M/s HCC	634.03	03/2016 01/2019		
				Power House & Penstock package	M/s Patel Engg. Pvt. Ltd.	221.28 Cr. + Euro 37.58m	05/2007 08/2012		
			E&M works	Turbine generating units and associated auxiliaries	M/s BHEL	321.28 crs.	1/2008 12/12		
		H&M works	Manufacturing, erection & Commissioning of various gates.	M/s Om Metal Infra project Ltd.	64.19 Cr. + €1.26m	10/07 09/12			
		E&M Package		BHEL	2611.04	Dec, 12 June, 17			
4	Vishnugad Pipalkoti, THDC 21.08.2008 4x111= 444 MW	Uttara khand NR	Civil & HM works	EPC Contract	M/s HCC Ltd	1597.30	17.01.2014 16.07.2018		
			E&M Package	EPC Contract	BHEL	360.36	18.11.2014 17.11.2018		
5	Teesta-VI NHPC 08.03.2019/ 07/.2007(FC) 4x125= 500MW	Sikkim NER	Civil works	Barrage, Desilting Basin, SFT, Intake part of HRT-I &HRT-II & other associated structure	M/s Jaiprakash Associate Limited	1710	31.03.2020		
				Part of HRT-I &HRT-II , Surge Shaft, Power House ,TRT & other associated structure	M/s Patel Engineering Limited	1251	22.09.2021		
			H&M works		M/s PES Engineers Private Limited	INR 100.76 & EURO 17.5 lakhs	27.10.2021		
			E&M works	E&M Package, EM-I	M/s GE Power India Ltd.	107.49	14.12.2020		
				E&M Package, EM-II	M/s BHEL	150.10	04.09.2020		
				E&M Package, EM-III	M/s Technico India Pvt Ltd	3.98	22.09.2020		
				E&M Package, EM-IV	M/s Jakson Ltd	3.07	1.10.2021		
E&M Package, EM-V	M/s SHES Air and Automation	5.63		06.08.2021					

Sl. No.	Project name/ Exec. Agency CEA clearance/ Approval Capacity (MW)	State Region	Contract	Scope of works & brief details	Contracting Agency (Name & Location)	Contract value (Rs. Crs.)	Date of Contract (commencement)/ Completion
				E&M Package, EM-VI	M/s Avids Technovators Pvt. Ltd.,	3.89	16.04.21
				E&M Package, EM-VII	M/s PGCIL	55.57	21.12.2021
				E&M Package, EM-VIII	M/s B. C. Technomation	6.23	28.08.2021
6	Subansiri Lower NHPC 07.06.2001/0 9.09.03 8x250= 2000 MW	Ar.Pr/ Assam NER	Civil works	Dam/Barrage	M/s BGS – SGS - Soma JV, Hyderabad	1098.32	19.12.2003 12/2009
				Power House & Tail Race civil works	M/s L & T LTD, Chennai	921.59	19.12.2003 12/2009 (Contract Foreclosed on 28.04.2015)
				Surge Tunnel Works	M/s L & T LTD, Chennai	422.50	14.05.2009 11/2012 (Contract Foreclosed on 28.04.2015)
				Balance civil work of Powerhouse complex from HRT to Tail Race Channel	M/s Patel Engineering Ltd, Mumbai	1564.41	01.09.2021 12/2023
			E&M works	Supply of CIF/CIP: Supply of all off shore equipments and material including general and specified spares.	Consortium of M/s Alstom Power Hydraulique, France And M/s Alstom Project India Ltd.	Euro 76.80 million + US\$ 6,779,760.	11.02.2005 08/2010
				Ex-works supply of all equipment and material including general and specified spares of Indian origin.	Consortium of M/s Alstom Power Hydraulique, France and M/s Alstom Project India Ltd.	€ 23.21 million + US\$ 14,56 million + 727.97 crs	11.02.2005 08/2010
				Local transportation including port clearance and port charges and inland insurance and installation services.	M/s Alstom Project India Ltd.	1,23,74,37,486.00	11.02.2005 08/2010
			H&M works	Supply, erection & commissioning. of gates	M/s Texmaco Ltd.	283.48 Cr. + Euro 2.22 M	19.06.2006 04/2010

Sl. No.	Project name/ Exec. Agency CEA clearance/ Approval Capacity (MW)	State Region	Contract	Scope of works & brief details	Contracting Agency (Name & Location)	Contract value (Rs. Crs.)	Date of Contract (commencement)/ Completion
7	Rammam-III NTPC Ltd. 3x40= 120 MW	<u>W.B.</u> <u>E.R.</u>	Civil works & HM works	Approach road to right bank of barrage to access various project component, Barrage construction, Under ground desilting chamber with SFT and 5.1 km HRT	M/s. Simplex-Apex-JV (The contract has been terminated on 09.02.2024) Balance work of the package has been awarded to M/s RVNL on 06.06.2024.	360.83	<u>10.09.14</u> <u>09/2019</u>
				Access from bridge on Rammam river to various proj. components, 3.1 km HRT, Surface Power House, 740 m TRC and 132 KV Switchyard.	M/s. SEW Infrastructure Ltd.	265.39	<u>12.12.14</u> <u>12/2019</u>
			E&M works	Design, Engineering, Manufacturing, Supply, Insurance, Erection, Testing & Commissioning works for EM works EPC contract package.	M/s. BHEL	224.67	<u>19.02.2015</u> <u>11/2018</u>
8	Ratle GVK Ratle HEP Pvt. Ltd. (GRHEPPL) 19-12-2012 <u>4x205+1x30</u> <u>= 850 MW</u>	<u>J&K</u> <u>NR</u>	Turnkey execution of 850MW Ratle Hydroelectric project has been awarded to M/s Megha Engineering & Infrastructures Limited on 18.01.2022 on an EPC basis for 52 months at contract value Rs. 3485.14 crores.				
9	Kiru CVPPL 13.06.2016 4x156=624 MW	<u>J&K</u> <u>NR</u>	Civil Works	Civil and HM works of DT, concrete gravity Dam, Intake, Pressure shaft, TRT and underground Power House.	M/s. Patel Engineering Ltd.	2240.27	<u>24.02.2020</u> <u>23.04.2024</u>
			HM Works	Providing all service, Model testing, transportation, testing, Commissioning of Radial Gates, Vertical Gate, Gantry Cranes, Stoplogs, Steel liner for Pressure Shaft and Trash racks.	M/s PES Engineers Pvt. Ltd.	202.10	<u>24.02.2020</u> <u>23.01.2024</u>
			E & M works	Design, Manufacture, Supply Erection, Testing & commissioning of TG, 400 KV GIS, 400 KV outdoor pothead yard equipment, Associated Accessories and Auxiliaries,	M/s Andritz Hydro Pvt. Ltd.	552.52	<u>24.02.2020</u> <u>23.07.2024</u>
10	Rangit-IV Jal Power Corp. Ltd. 06.07.2007/2 3.10.2007(F C) 3x40 MW= 120	<u>Sikkim</u> <u>NER</u>	Civil works	Construction of Balance Civil works package: Diversion Channel, Coffey Dams, Dam, Spillway & Stilling Basin, Intake structure, Desilting Chambers, SFT, HRT, Surge Shaft, Pressure Shaft, Surface power house, TRC & other associated structures etc.	M/s Rithwik-HIPL Joint Venture	452.11	27.08.2021

Sl. No.	Project name/ Exec. Agency CEA clearance/ Approval Capacity (MW)	State Region	Contract	Scope of works & brief details	Contracting Agency (Name & Location)	Contract value (Rs. Crs.)	Date of Contract (commencement)/ Completion
			H&M works	Hydro-mechanical Works package of Rangit Stage-IV HE Project,	M/s PES Engineers Private Limited	100.40	28.06.2021
			E&M works	Electromechanical Works Package EM-2 for Design, Supply, Erection, Testing 7 Commissioning of Balance of Plant (BOP) items	M/s Andritz HydroPrivate Limited	80.12	08.07.2021
11	Luhri Stage-1 SJVN Ltd. 01.05.2018 2x80+2x25= 210 MW	Himachal Pradesh	Civil and HM works	Design & engineering services, Civil and HM works of project.	M/s Luhri Hydro Power Consortium (A consortium of Patel Engineering and HES Infra Pvt. Ltd.)	976.50	24.11.2020/ 23.11.2025
			E&M works	Design, engineering, manufacture, transportation, erection and commissioning of all EM components of project.	M/s. Voith Hydro Pvt. Ltd.	420.28	16.07.2021/ 16.05.2025
12	Dhulasidh Hydro Electric Project SJVN Ltd (2x33 MW = 66MW)	Himachal Pradesh NR	Civil and HM works	Design & engineering services, Civil and HM works of project.	M/s Rithwik Projects Pvt Ltd	526.92	06.05.2021/ 05.05.2025
			E&M works	Design, engineering, manufacture, transportation, erection and commissioning of all EM components of project.	Voith Hydro Pvt. Ltd.	136.64	19.01.2022/ 18.01.2025
13	Kwar (CVPPPL)	J&K	Civil and HM works	Civil Works of DT, Dam, Intake Pressure, Shafts, Power House, TRT.	M/s Patel Engineering Limited	2461	11.05.2022/ 10.05.2026
			HM works		M/s Om Infra Ltd	409.74	25.10.2024
			EM Works		M/s Power Machine (India) Ltd	1118.76	24.01.2025
14	Dibang Multipurpose Project (NHPC)	<u>Arunachal Pradesh</u>	Infrastructure works/ Civil Works	Construction of Access Roads to Project Dam Site, Left Bank Road Network, Dibang Bridges, Dam Site Right Bank Road Network and Temporary Haulage Road to Pathar Camp From ADC Morh Including All Civil and HM Works Of Diversion Tunnel'	M/s L&T	1622	27.02.2023 / 05.03.2026
15	Sunni Dam (SJVN) 4.1.2023	<u>Himachal Pradesh</u>	Civil and HM works	Design & engineering services, Civil and HM works of project.	M/s Rithwik Projects Pvt Ltd		14.1.2023

Sl. No.	Project name/ Exec. Agency CEA clearance/ Approval Capacity (MW)	State Region	Contract	Scope of works & brief details	Contracting Agency (Name & Location)	Contract value (Rs. Crs.)	Date of Contract (commencement)/ Completion
	4x73+1x73+1x17=382 MW		E&M works	Yet to be awarded			
B State Sector							
16	Parnai JKSPDC 21.10.2013 3x12.5=37.5 MW	NR J&K	Civil works	EPC contract	M/s. Patel Engineering Ltd. & M/s. Alstom India.		25.10.2013
			E&M works	T.G. Set	M/S.Andritz Hydro, India		
			E&M works	T.G. Set	M/s. GE Power India Pvt. Ltd.		
17	Shongtong Karcham H.P. Power Corpn. Ltd. Clearance: 16.08.2012/ 3x150= 450 MW	H.P. 2017-18 2017-18	Civil And H&M works	EPC Contract Package for Civil & HM works	M/s Patel Engineering Ltd.	103.24	<u>04.08.2012</u> 03.08.2017
18	Shahpurkandi, Irrigation Deptt/PSPCL 04.05.2011 3x33+3x33+1x8= 206 MW	Punjab NR	Civil works & HM works	Main Dam alongwith Two head regulators Hydel Channel	SOMA-BUREYA Joint Venture M/s Gurinder Singh Contractor	687.51 90.11	<u>11.02.2013</u> Oct- 2016 <u>26.02.2013</u> Oct- 2015
			E&M works	EPC Contract	BHEL		<u>28.02.14</u>
			E&M works	Design, manufacture, testing & commissioning of TG unit and auxiliaries	M/s IVRCL Ltd. Pune Turbine- Litostroj Slovenia Generator- Koncar, Croatia	Euro 4.03 Crs + 177.99 Crs	<u>16.12.2010</u> 15.12.2014
19	Polavaram (PPA) 21.07.10/ 25.02.09 12x80 = 960MW	Andhra Pradesh S.R.	Civil works & HM works & E&M works	Investigation and L.P schedules etc., (Balance) & EPC contract on TURNKEY basis.	M/s. Trans stroy-JSCECUES (JV), Hyderabad M/s. Navayuga Engineering Company Contract terminated on 14.08.2019 & re-awarded to M/s Megha Engineering and Infrastructure Limited on 01.11.2019	4054.00 3220.28 Crs 2810.88 Cr.	<u>02.03.2013</u> <u>01.03.2018</u> <u>20.12.2017</u> <u>01.11.2019</u>
20	Kundah Pumped Storage	Tamil Nadu		Package-I: Power House HM works on the Downstream side of P/House (Phase-I).	M/s. Patel Engg., Mumbai - Package-I	346.48	<u>15.02.18</u> 15.02.22

Sl. No.	Project name/ Exec. Agency CEA clearance/ Approval Capacity (MW)	State Region	Contract	Scope of works & brief details	Contracting Agency (Name & Location)	Contract value (Rs. Crs.)	Date of Contract (commencement)/ Completion
	Phase -4 x125=125 MW Phase-I, II &III		Civil & HM Works	Package-II: Head Race Tunnel, Head Surge Shaft, Pressure Shafts, HM works on the Upstream side of P/House (Phase-I).	M/s. Kundah PSP Consortium - Package-II	321.34	<u>15.02.18</u> 15.11.21
			E & M Works	Phase -I, Package-III: 1x125 MW Phase-II: 2x125 MW. Phase-III: 1x125 MW. (Complete design, Engineering, Procurement, Manufacturing assembly, Inspection, Testing, Transporting ,Supply of complete reversible pump turbine, Generating M/c, Gen. Tx. and common accessories.including C&P system etc.,as specified at site erection ,testing and commissioning of unit)	M/s Megha Engineering Infrastructure Ltd,Hydrabad.	604.62 (Phase-I, Package-III) 756.54 (Phase-II) 401.85 (Phase-III)	<u>28.11.2019</u> <u>28.05.2023</u> <u>28.11.2019</u> <u>28.05.2023</u> <u>28.11.2019</u> <u>28.05.2023</u>
21	Lower Kopli APGCL 2x55+2x2.5 +1x5= 120 MW	<u>Assam</u> NER	Civil & HM Works	Civil, Road & HM works awarded on 21.08.2020.	M/s L&T	1163.04	<u>June 2024</u>
			EM Works	E&M work awarded on 09.09.2021.	M/s Andritz Hydro Pvt. Ltd.	306.72	<u>June 2024</u>
22	Chanju-III (HPPCL)	<u>H.P.</u> <u>NR</u>	Civil Works	Civil works {Package-I and Package -II} awarded on 07.10.2022	(M/s. MFB-ACNC (JV)	350.52	<u>07.10.2022</u>
23	Mankulam (KSEB)	<u>Kerala</u> SR	Civil & HM works	Construction of Dams, Power Tunnel, Surge Shaft, Valve house, Pressure Shaft, Power House, Switch Yard, Access Roads, Bridge and Hydro Mechanical Works.	M/s. PES Engineers Private Limited - M/s KSR Infracon Private Limited, Joint Venture (PES-KSR JV) ,1st Floor,Pancom Chambers,6-3-1096 /IIA, Somajiguda, Raj Bhavan Road, Hyderabad-500082, Telanoana	250.22	21.05.2022/ 14.05.2026

Sl. No.	Project name/ Exec. Agency CEA clearance/ Approval Capacity (MW)	State Region	Contract	Scope of works & brief details	Contracting Agency (Name & Location)	Contract value (Rs. Crs.)	Date of Contract (commencement)/ Completion
24	Lakhwar Multipurpose Project (UJVNL)	<u>Uttarakhand NR</u>	Civil Works	Civil works awarded on 01.02.2023	M/s L&T	3241.08	01.02.2023
25	Lower Sileru Extension (APGENCO)	<u>Andhra Pradesh</u>	Civil & HM Works	Civil works awarded on 13.04.2022	M/s Shirdi Sai Electricals Ltd. & M/s. PES Engineers Pvt. Ltd.	131.61	13.04.2024
			E&M Works	E&M works awarded on 13.04.2022	M/s Shirdi Sai Electricals Ltd. & M/s. PES Engineers Pvt. Ltd.	283.77	13.04.2024
26	Upper Sileru (APGENCO)	<u>Andhra Pradesh</u>	Civil Works	Civil works awarded on 28.02.2024	M/s Megha Engineering & Infrastructures Ltd./Hyderabad		
27	Shravaty Pumped Storage(KPCL)	<u>Karnataka</u>					
C	Private Sector						
28	Tidong-I M/s NSL Tidong Power Gen. Ltd. 2x50 = 100 MW	<u>HP NR</u>	Civil works	Construction of River diversion, barrage, intake, Desilting basins, storage reservoir & HRT (RD 0 m -905 m)	M/s SCL Infratech Ltd. Hyderabad	127.996	<u>07.11.2008</u>
				Construction of HRT (RD 905 m-RD 5537 m)	M/s SCL Infratech Ltd. Hyderabad	83.327	<u>06.11.2011</u>
				Construction of HRT (RD 5537 m -RD 8537 m)	M/s Himalaya Construction (P) Ltd.	31	<u>07.07.2011</u>
				Construction of Surge Shaft, Pressure Shaft, Power House and Tail Race Channel	M/s Himalaya Construction (P) Ltd.	40	<u>06.07.2015</u>
			E&M works	Supply, Installation, testing & commissioning of TG sets	M/s Alstom Projects, India	84	<u>28.02.2013</u>
			E&M works	Supply, installation, T&C of TG set, Switchyard equipment & associated auxiliaries	M/s Andritz Hydro, India	56	<u>17.04.2015</u>

Sl. No.	Project name/ Exec. Agency CEA clearance/ Approval Capacity (MW)	State Region	Contract	Scope of works & brief details	Contracting Agency (Name & Location)	Contract value (Rs. Crs.)	Date of Contract (commencement)/ Completion
			H&M works	Design, Engineering, Manufacture, Farication & Erectio,n of all hydro-mechanical equipment	M/s CIMMCO	34	<u>12.04.2008</u> 08/2012
			E&M works	Manufacturing., Supply, erection & commng. of TG units	M/s Alstom Project, India	84	<u>12.04.2008</u> 08.2012
			E&M works	Manuf., Supply, erection & commng. of TG units	M/s BHEL	470.5 Crs. + USD \$ 11.74 M 18.05.2001	<u>25.06.2007</u> 10/ 2009
			H&M works	N.A.			
			E&M works	Manufacturing., Supply, erection & commng. of TG units	M/s Voith Hydro, India	93	<u>14.04.2010</u> 10/2012
			E&M works		M/s. Gammon India Ltd.		<u>24.03.2012</u>
			E&M works	Manufacturing., Supply, erection & commng. of TG units	Under Award		
29	Kutehr M/s JSW Energy (Kutehr) Ltd. 3x80 = 240 MW 31.08.2010	<u>HP NR</u>	Civil works	Lot-1 Civil works for River diversion, Barrage,Power intake & Part of HRT. Lot-2 Civil works for balance HRT, Surge Shaft, Pr. Shaft, Steel liner, under ground power house, TRT, and Pothead yard. Lot-3 Complete HM works Lot-1D Design, fabrication ,supply and erection of steel liner and pen stock.	-M/s Angelique-PCC Constorium. -M/s MF Bumi Geotech private ltd. -M/s P.E.S. Engineers Pvt Ltd. -M/s Greyhound Engineers India Private Ltd.	567.00 507.40 60.00 18.00	<u>20.10.2019</u> 19.06.2023 <u>25.11.2019</u> <u>24.05.2023</u> <u>06.01.2020</u> <u>05.05.2023</u> <u>21.07.2020</u> <u>20.07.2023</u>
			E&M works	Electro Mechanical works.	M/s Andritz Hydro Pvt. Ltd.	220	29.07.2020 28.07.2023
			Design	Project Design and Engineering	M/s AF Consult India Private Ltd, Tower 1, Steller IT Park, Sector 62, NOIDA- 201 301	11.5	<u>11.04.2019</u> <u>10.05.2024</u>
			Colony	Construction of Jura Colony	M/s Swastik Prefab Private Limited, Sector - 16, NOIDA-201 031	16	<u>06.02.2020</u> <u>30.11.2022</u>
30	Pinnapura m (Greenko AP01 IREP Private Ltd)	A.P.	Civil works & HM	Package -I Civil and Hydro Mechanical works Package -II Balance of Plant (BOP) works	M/s Megha Engineering		30.09.2020
			E&M works	Package -III Electro-mechanical works	M/s Andritz Hydro Pvt. Ltd.		21.05.2020

Sl. No.	Project name/ Exec. Agency CEA clearance/ Approval Capacity (MW)	State Region	Contract	Scope of works & brief details	Contracting Agency (Name & Location)	Contract value (Rs. Crs.)	Date of Contract (commencement)/ Completion
31	MP30 Gandhi Sagar PSP (Greenko MP01 IREP Private Limited)	MP	Civil works & HM	Civil and Hydro Mechanical Package.	M/s L&T- Rithveik Gandhi Sagar PSP Consortium		24.07.2023
			E&M works	Electro Mechanical Package.	M/s Andritz Hydro Private Limited		29.06.2022

Part - B

Status of the ordering of various packages for construction-held-up Hydro Electric Projects

Sl. No.	Project name/ Exec. Agency CEA clearance/ Approval Capacity (MW)	State Region	Contract	Scope of works & brief details	Contracting Agency (Name & Location)	Contract value (Rs. Crs.)	Date of Contract (commencement)/ Completion
A.	Central Sector						
1	Lata Tapovan, NTPC Aug-2012 3x57= 171 MW	<u>Uttara khand</u> <u>NR</u>	Civil & HM works	EPC Contract	M/s L&T	780.54	17.08.2012 16.08.2017

Sl. No.	Project name/ Exec. Agency CEA clearance/ Approval Capacity (MW)	State Region	Contract	Scope of works & brief details	Contracting Agency (Name & Location)	Contract value (Rs. Crs.)	Date of Contract (commencem ent)/ Completion
			E&M Package		BHEL	2611.04	Dec, 12 June, 17
			E&M works				
B State Sector							
2	Lower Kalnai JKSPDC 16.08.2013 2x24= 48 MW	NR J&K	Civil works	EPC contract	M/s Coastal Projects Ltd.		<u>12.09.2013</u>
			E&M works	T.G. Set	M/s. GE Power India Pvt. Ltd.		
3	Koyna Left Bank PSS WRD, Govt. of Mah. 20.02.2004 2x40 = 80 MW	<u>Maha WR</u>	Civil and H&M works	Barrage, Intake tunnel, Twin lake tap, Ventilation tunnel, Power house, Intake structure ,HRT, Pressure shaft, tail surge shaft, pen stoke, TRT, Bus duct tunnel, Lower intake structure	M/s B.T. Patil-Malaxmi (JV), Pune M/s Patel Engg. Ltd. Mumbai	131.91 Crs. 118.86 Crs.	<u>20.06.2007</u> 30.06.2013 <u>03.10.2007</u> 30.06.2016
			E&M works	Design, manufacture, testing & commissioning of TG unit and auxiliaries	M/s IVRCL Ltd. Pune Turbine- Litostroj Slovania Generator- Koncar, Croatia	Euro 4.03 Crs + 177.99 Crs	<u>16.12.2010</u> 15.12.2014
			EM Works	E&M work awarded on 09.09.2021.	M/s Andritz Hydro Pvt. Ltd.	306.72	<u>June 2024</u>
C Private Sector							
4	Tangu Romai- I M/s Tangu Romai Power generation 2x22= 44 MW 30.11.2007 HPSEB	<u>HP NR</u>	Civil works	Construction of Diversion Barrage, Intake, desilting, HRT, Surge Shaft, Penstok, Power House & Tail Race Channel	M/s Sai Urja Hydel Projects (P) Ltd., Shimla	164.7	<u>14.06.2010</u> 06/2014
			E&M works	Supply, installation, T&C of TG set, Switchyard equipment & associated auxiliaries	M/s Andritz Hydro, India	56	<u>17.04.2013</u> 16.07.2015
5	Phata Byung M/s Lanco 06.10.2008 2x38 MW = 76 MW	<u>Uttarakha nd NR</u>	Civil works	Dam, water conductor System, power House	Lanco Infratech Ltd.	206	<u>12.04.2008</u> 07/2012
			H&M works	Design, Engineering, Manufacture, Farication & Erectio,n of all hydro- mechanical equipment	M/s CIMMCO	34	<u>12.04.2008</u> 08/2012

Sl. No.	Project name/ Exec. Agency CEA clearance/ Approval Capacity (MW)	State Region	Contract	Scope of works & brief details	Contracting Agency (Name & Location)	Contract value (Rs. Crs.)	Date of Contract (commencem ent)/ Completion
			E&M works	Manufacturing., Supply, erection & commng. of TG units	M/s Alstom Project, India	84	<u>12.04.2008</u> 08.2012
6	Maheshwar, SMHPCL 12 96/ 29.9.2006 (FC) 10x40= 400MW	<u>M. P.</u> <u>WR</u>	Civil and HM works	All civil works like dam, Power Dam, HRC, Penstock PH etc.	M/s SEW Construction –Prasad and Company Ltd.	275.0 Crs. 22.02.97	<u>22.02.1997</u> 03/2005
			E&M works	Manuf., Supply, erection & commng. of TG units	M/s BHEL	470.5 Crs. + USD \$ 11.74 M 18.05.2001	<u>25.06.2007</u> 10/ 2009
7	Bhasmey Gati Infrastructure 2x25.5 = 51 MW	<u>Sikkim</u> <u>NER</u>	Civil works	Dam, Tunnels , Power House, Surge Shaft, Pressure Shaft, Intake	M/s Simplex Infrastructure Ltd.	160	<u>12.04.2010</u> 11/2012
			H&M works	N.A.			
			E&M works	Manufacturing., Supply, erection & commng. of TG units	M/s Voith Hydro, India	93	<u>14.04.2010</u> 10/2012
8	Rangit-II Sikkim Hydro Power Limited 2x33= 66 MW	<u>Sikkim</u> <u>NER</u>	Civil &HM works	EPC Contract	M/s Coastal Project Limited	220.35	<u>13.12.2011</u> 23.10.2013
			E&M works		M/s. Gammon India Ltd.		<u>24.03.2012</u>
9	Panan Himagiri Hydro Energy Pvt. Ltd. 07.03.2011 4x75= 300 MW	<u>Sikkim</u> <u>NER</u>	Civil works	Coffer Dam, Diversion Tunnel, Dam, Desilting Basin, Power House, Surge Shaft, Pressure Shaft, Intake etc.	M/s Essar Projects (India) Ltd..	392.40 (Excl. cost of cement, Steel, explosives)	<u>22.02.2014</u> 21.02.2018 (48 months)
			E&M works	Manufacturing., Supply, erection & commng. of TG units	Under Award		

CHAPTER – 10

Part A - Status of financial closure of Under Execution Private Sector H. E. Projects

Sl. No.	Name of Project, State, Capacity, Date of TEC	Implementing Agency	Financial Closure Status	Remarks/ Constraints
Under Execution				
1.*	Teesta-VI, Sikkim 4x125 MW 27.12.2006	M/s Lanco Energy Pvt. Ltd.	Financial closure achieved in July, 07.	
2.*	Rangit-IV, Sikkim 3x40 MW 06.07.2007	M/s Jal Power corporation Ltd.	Financial closure achieved on 25.01.2010.	
3.	Tidong-I ,H.P. 150 MW 23.07.2007	M/s NSL Tidong.	Financial closure achieved on 25.03.2010.	
4*	Ratle, J&K 4x205+1x30= 850 MW	M/s GVK Ratle HEP Pvt. Ltd. (GRHEPPL)	Financial closure achieved.	
5.	Kutehr,H.P. 3x80=240 MW	M/s JSW Energy (Kutehr) Ltd	Financial closure achieved on 14.01.2021	
6.	Pinnapuram, Andhra pradesh 4x240 + 2x120 = 1200 MW	Greenko AP01 IREP Private Limited)	Financial Closure for 1200 MW: 06.04.2022 Financial Closure for total capacity of 1680 MW: 13.12.2023	

*Now these are CPUS's Projects

Part B - Status of financial closure of Held up Private Sector H. E. Projects

Sl. No.	Name of Project, State, Capacity, Date of TEC	Implementing Agency	Financial Closure Status	Remarks/ Constraints
Under Execution				
1	Maheshwar, M.P., 10x40 MW, 30.12.96	Shree Maheshwar Hydel Power Corporation Ltd.	Financial closure achieved on 29.9.2006.	
2.	Tangu Romai,H.P. 2x22 MW 30.11.2007	Tangu Romai Power Gen. Pvt. Ltd.	Financial closure achieved on 22.01.2010.	
3.	Phata Byung Uttarakhand 2x38 MW 06.10.2008	M/s Lanco	Financial closure achieved on 25.07.2009.	
4.	Bhasmey, Sikkim 2x25.5= 51 MW Dec, 2008	M/s Gati Infrastructure	Financial closure achieved on 25.03.2010	

Sl. No.	Name of Project, State, Capacity, Date of TEC	Implementing Agency	Financial Closure Status	Remarks/ Constraints
5.	Rangit Stage- II Sikkim 2x33= 66 MW 10.02.2010	M/s Sikkim Hydro Power Ventures Limited	Financial closure achieved on 15 th Jan, 2014, 31 st March 2015 (Revised).	
6.	Panan, Sikkim 4x75= 300 MW 07.03.2011	Himagiri Hydro Energy Pvt. Ltd.	Financial closure with total debt of Rs. 1516.42 is tied up with PFC ((808.76 Crores), PTC (Rs. 120 Crores) & REC (Rs 587.67 Crores).	

Chapter- 11

DETAILS OF TIME/COST OVERRUN OF UNDER DEVELOPMENT HYDRO ELECTRIC PROJECTS (ABOVE 25 MW) – STATE-WISE

Part A – Active Under Construction Projects

Sl. No	Project Name/(I.C.)/ Executing Agency	Unit No.	Cap. (MW)	Original Comm. Sched.	Latest/ Anticipated Comm. Sched.	Time over run (month s)	Org. Cost (Rs. in Crores) (Price Level)	Latest/Ant. Cost (Rs. in Crores) (Price Level)	Cost over run (Rs. in Crores) (%)	Major reasons for time over run
1	2	4	5	6	7	8	9	10	11	12
	Andhra Pradesh									
1	Polavaram (12x80 = 960 MW) APGENCO / Irr. Deptt., A.P.	U-1 to U-12	12x80 MW	2016-17 (U-1 to U-6) 2017-18 (Mar'18) (U-1 to U-6)	2027-28 (Sep,27)	114	3013.68 (2010-11 PL)	5338.95 (2016-17 PL)	2325.27 (77.15)	Works stalled since 19.07.2019 till 30.03.2021 as APGENCO asked contractor Navayuga Engineering Company Ltd. (NECL) to stop all works and termination of contract issued on 14.08.2019. The writ petition filed by NECL was disposed by Hon'ble High Court against NECL on 14.12.2020. Final Contract concluded with new contractor M/s MEIL for execution of PHEP works on 30.03.2021
2	Pinnapuram (6x240+2x120 MW) M/s Greenko	U-1 to U-6	4x240+2x120 MW	2024-25 (Mar'25)	2025-26 (Sept'25)	06	6465.22 (Feb'2021 PL)	6465.22 (Feb'2021 PL)	Nil	
3	Lower Sileru Extension (2x115MW)(APGENCO)	U-1 to U-2	2x115 MW	2024-25 (Apr'24)	2025-26 (Mar'26)	23	571 (2020-21 PL)	571 (2020-21 PL)	NIL;	Delay in receipt of environment clearance
4	Upper Sileru PSP (APGENCO)	U-1 to U-9	9x150 MW	2028-29 (Feb'29)	2028-29 (Feb'29)	NIL	12264.36	12264.36	Nil	
	Arunachal Pradesh									
5	Subansiri Lower (8x250 = 2000 MW) NHPC	U-1 to U-12	8x250 MW	2009-11 (Sep'10)	2025-26 (U-1 to U-5) 2026-27 (May'26) (U-6 to U-8)	188	6285.33 (12/02)	26075.54 (Completion Cost)	19790.21 (314)	<ul style="list-style-type: none"> ➤ Delay in transfer of forest land. ➤ Disruption of works by locals in Ar. Pradesh side. ➤ Slope failure in Power House in Jan, 2008. ➤ All works except safety works were stalled from December, 2011 to October, 2019 due to agitation launched by activists in Assam against construction of Project. Work restarted w.e.f. 15.10.2019. ➤ DT-2 Inlet Area collapse and flooding of PH in September 2022.

Sl. No	Project Name/(I.C.)/ Executing Agency	Unit No.	Cap. (MW)	Original Comm. Sched.	Latest/ Anticipated Comm. Sched.	Time over run (month s)	Org. Cost (Rs. in Crores) (Price Level)	Latest/Ant. Cost (Rs. in Crores) (Price Level)	Cost over run (Rs. in Crores) (%)	Major reasons for time over run
1	2	4	5	6	7	8	9	10	11	12
6	Dibang Multipurpose Project (12x240 = 2880 MW) NHPC	U-1 to U-12	12x240 MW	2031-32 (Feb'32)	2031-32 (Feb'32)	NIL	31876.39 (05/21)	31876.39 (05/21)	NIL	
Assam										
7	Lower Kopili (2x55+2x2.5+1x5 =120MW)	U-1 to U-5	2x55+2x2.5+ 1x5 MW	2024-25 (Jun'24)	2025-26 (U-1 to U-2) 2026-27 (Apr'26) (U-1 to U-3)	22	1115.91 (01/15)	2430.45	1314.54 (117.8)	Delay in receipt of forest clearance. Several floods in year 2022, 2023, 2024
Himachal Pradesh										
8	Shongtom Karcham (3x150 = 450 MW) HPPCL	U-1 to U-3	3x150 MW	2016-17 (Mar'17)	2028-29 (Sept,28)	138	2807.83 (07/11)	3708.51	900.68 (32.07)	➤ Disruption of works by local people. ➤ Slow progress in Barrage works
9	Tidong-I 3x50=150 MW NSL Tidong (w.e.f. 04.09.2018 Statkraft India Pvt. Ltd. Has acquired the 100% equity in the project)	U-1 to U-3	2x50 MW	2021-22 (Oct'21) New Developer	2026-27 (Jun'26)	56	543.15 (01/2007)	1850.00 (06/2018)	1306.85 (240.6)	➤ Delay in NOC by Projects affected Panchayats. ➤ Suspension of works by Govt. for one year. ➤ Funds constraints with the developer ➤ Trans.line forest clearance, stuck with Supreme court . ➤ Delay in finalizing the power evacuation arrangement.
10	Kutehr 3x80=240 MW JSW Energy (Kutehr) Ltd	U-1 to U-3	3x80 MW	2024-25 (Nov'24)	2025-26 (May'25)	07	1798.13 (093/2009)	2879 (03/2019)	1080.87 (60.11)	➤ Slow mobilization due to Covid-19 Lockdown.
11	Luhri Hydro Electric Project Stage-I (2X 80+2X25 MW = 210 MW)	U-1 to U-4	80x2+2x25	2025-26 (Jan'26)	2028-29 (Dec'28)	35	1810.56 (05/20)	3183.97	1373.41 (75.85)	➤ Slow progress of works ➤ delay in handing over of left bank due to slow progress in re-alignment of National Highway-05 by H.P.P.W.D
12	Dhaulasidh (SJVN)	U-1 to U-2	2x 33 MW	2025-26	2026-27		687.97	1465.86	777.89	➤ Slow progress of works

Sl. No	Project Name/(I.C.)/ Executing Agency	Unit No.	Cap. (MW)	Original Comm. Sched.	Latest/ Anticipated Comm. Sched.	Time over run (month s)	Org. Cost (Rs. in Crores) (Price Level)	Latest/Ant. Cost (Rs. in Crores) (Price Level)	Cost over run (Rs. in Crores) (%)	Major reasons for time over run
1	2	4	5	6	7	8	9	10	11	12
	2x 33=66MW Hamirpur/ Kangra			(Nov'25)	(Mar'27)	16	(05/2020)		(113)	
13	Sunni Dam (SJVN) 4x 73+1x73+1x17=382 MW	U-1 to U-6	4x 73+1x73+1x1 7	2027-28 (Mar'28)	2028-29 (Dec'28)	07	2614.51 (Mar'21)	2614.51 (Mar'21)	Nil	➤ Slow progress of works
14	Chanju-III (3x16 = 48 MW) HPPCL	U-1 to U-3	3x16 MW	2027-28 (Jul'27)	2027-28 (Jul'27)	Nil	418.57 (01/15)	789.49 (04/22)	370.92 (88.16)	
	Govt. of UT of J&K									
15	Pakal Dul (4x250= 1000 MW) CVPPL	U-1 to U-4	4x250	2020-21 (Apr'20)	2026-27 (Sept'26)	77	8112.12 (03/13)	8112.12 (03/13)	Nil	➤ Contractual and Legal issues before award of works. (40 Months) ➤ Delay in award of works due to higher bids. ➤ Impact of COVID-19.
16	Parnai 3x12.5= 37.5 MW JKSPDC	U-1 to U-3	3x12.5	2017-18 (Jan'18)	2027-28 (Jul,27)	114	640.41 (Completion cost)	640.41 (Completion cost)	Nil	➤ Delay in Land acquisition. ➤ Slow progress in HRT. ➤ Contractual issues
17	Kiru (4x156=624 MW) <u>CVPPL</u>	U-1 to U-4	4x156	2023-24 (Aug,23)	2026-27 (Sep,26)	37	4287.59 (07/18)	4287.59 (07/18)	Nil	➤ Delay in award of works due to issue regarding sanction of Sub debt for the project between GoI and GoJK. ➤ Slow mobilization due to Covid-19 lockdown
18	Ratle (4x205+1x30) = 850 MW RHPPL / NHPC	U-1 to U-5	4x205+1x30	2025-26 (Feb'26)	2028-29 (Nov'28)	33	5281.94 (11/18)	5281.94 (11/18)	Nil	➤ Project was stalled since 11.07.2014 due to various issues viz. R&R issues, Local issues, Law & order problem, etc. Earlier, it was under execution by private sector developer and some works have already been done. There was no progress from 11.07.2014 to 18.01.2022. JV of Govt. of UT of J&K and NHPC was formed and contract was awarded on turnkey basis on 18.01.2022.
19	Kwar (4x135=540 MW) CVPPL	U-1 to U-4	4x135	2026-27 (Nov'2026)	2027-28 (Dec'27)	13	4526.12 (Sep.'20)	4526.12 (Sep.'20)	Nil	➤ The project is in initial stage of construction.
	Kerala									

Sl. No	Project Name/(I.C.)/ Executing Agency	Unit No.	Cap. (MW)	Original Comm. Sched.	Latest/ Anticipated Comm. Sched.	Time over run (month s)	Org. Cost (Rs. in Crores) (Price Level)	Latest/Ant. Cost (Rs. in Crores) (Price Level)	Cost over run (Rs. in Crores) (%)	Major reasons for time over run
1	2	4	5	6	7	8	9	10	11	12
20	Mankulam (2x20)= 40MW KSEB	U-1 to U-2	2x20	2026-27 (May 26)	2026-27 (Dec 26)	7	600 (08/22)	600 (08/22)	Nil	➤ The project is in initial stage of construction.
	Punjab									
21	Shahpurkandi 3x33+3x33+1x8 =206 MW, Irrigation Deptt. &PSPCL	U-1 to U-7	3x33+3x33+1 x8	2015-16 (Mar,16)	2026-27 (Apr, 26)	121	2285.81 (02/08) Power Component	3929.93 (2022) Power Component	1644.12 (71.92)	➤ Delay in award of works ➤ Works of Dam stopped since 29.08.2014 to sept. 2018 due to inter-state dispute between states of J&K & Punjab on sharing of waters of river Ravi and Tariff.
	Sikkim									
22	Teesta Stage VI (4x125 = 500 MW) LancoTeesta Hydro Power Ltd. (LTHPL) (Project taken over by NHPC w.e.f. 08.03.2019)	U-1 to U- 4	4x125	2023-24 (Mar'24)	2027-28 (Dec,27)	45	5748.04 (07/2018)	5748.04 (07/2018)	Nil	➤ Poor geology. ➤ Land acquisition. ➤ Contractual issues ➤ Funds constraints with developer (Private) and stalled from April, 2014 to October, 2019. ➤ M/s. LTHPL came under Corporate Insolvency Resolution Process. NHPC Ltd. emerged as H1 bidder. CCEA approval was accorded to NHPC on 08.03.2019. NCLT on 26.07.2019 approved resolution plan of NHPC for acquisition of LTHPL.
23	Rangit-IV HE Project (3X40 = 120 MW) NHPC	U-1 to U-3	3X40	2023-24 (March'24)	2025-26 (Dec'25)	21	938.29 (10/19)	1828.11	888.82 (94.72)	➤ Poor geology in HRT. ➤ Project was stalled since October, 2013 due to funds constraints with the developer. The project was under NCLT process since 9th April, 2019. The project has been awarded to NHPC. CCEA approval was accorded on 30.03.2021. The contract was awarded in 2021.
	Tamil Nadu									
24	Kundah PSP (Phase-I, Phase-II & Phase-III) (4x125=500 MW) TANGEDCO	U-1 to U-4	4x125	2021-22 (Aug,21)	2025-26 (U-1 to U-3) (Apr'26) 2026-27	56	1216.59 (2007-08)	3523.37	2306.78 (189.61)	➤ Delay in award of civil works. ➤ Civil & HM works have been taken up from 05/2018 & EM works awarded in 11/2019

Sl. No	Project Name/(I.C.)/ Executing Agency	Unit No.	Cap. (MW)	Original Comm. Sched.	Latest/ Anticipated Comm. Sched.	Time over run (month s)	Org. Cost (Rs. in Crores) (Price Level)	Latest/Ant. Cost (Rs. in Crores) (Price Level)	Cost over run (Rs. in Crores) (%)	Major reasons for time over run
1	2	4	5	6	7	8	9	10	11	12
					(Apr'26) (U-4)					
	Uttarakhand									
25	Tapovan Vishnughad (4x130 = 520 MW) NTPC	U-1 to U-4	4x130	2012-13 (Mar'13)	2028-29 (Mar'29)	192	2978.48 (03/04)	10907.3 (03/24)	7928.82 (266)	<ul style="list-style-type: none"> ➤ Heavy water ingress due to bad geology in HRT and rock fall on TBM. TBM stuck up thrice. ➤ Flash flood in Aug'12 & June, 2013 damaging coffer dam. ➤ Termination of civil contracts for Barrage and HRT. ➤ Cash flow issues with civil contractors.. ➤ The unprecedented, devastating flash flood on 07.02.2021, due to glacial outburst, avalanching into Rishiganga River has hit the project Components. ➤ Barrage DC basin, Intake Part HRT and SFT was filled with Muck. Radial gates of barrage packages were washed away. ➤ Work on the project stopped since 05.01.2023 by the district administration due to subsidence in Joshimath area. Hon'ble High Court allowed for some essential works vide order dated 23.05.2023
26	Tehri PSS (4x250 = 1000 MW) THDC	U-1 to U-4	4x250	2015-16 (Feb'16)	2025-26 (Oct'25)	116	1657.60 (12/05)	8182.82	6525.25 (393)	<ul style="list-style-type: none"> ➤ Poor geology. ➤ Local agitation at Asena Quarry / muck disposal area. ➤ Revision of Lay out of machine hall due to poor geology. ➤ Funds constraints with contractor.
27	Vishnughad Pipalkoti (4x111 = 444 MW) THDC	U-1 to U-4	4x111	2013-14 (Jun'13)	2026-27 (Dec'26)	162	2491.58 (03/08)	3860.35 (02/19)	1368.77 (54.93)	<ul style="list-style-type: none"> ➤ CCEA approval in Aug-2008 but works could not be awarded due to Forest clearance/diversion of forest land. Forest land was acquired in January-14 and subsequently works awarded in January-2014. ➤ Disruption of works by local people.

Sl. No	Project Name/(I.C.)/ Executing Agency	Unit No.	Cap. (MW)	Original Comm. Sched.	Latest/ Anticipated Comm. Sched.	Time over run (months)	Org. Cost (Rs. in Crores) (Price Level)	Latest/Ant. Cost (Rs. in Crores) (Price Level)	Cost over run (Rs. in Crores) (%)	Major reasons for time over run
1	2	4	5	6	7	8	9	10	11	12
										➤ Cash flow problem with contractor.
28	Lakhwar Multipurpose project (3x100=300 MW) UJVNL	U-1 to U-3	3x100	2028-29 (Oct. 28)	2028-29 (Oct. 28)	Nil	5747.17 (07/18)	5747.17 (07/18)	Nil	➤ The project is in initial stage of construction.
	West Bengal									
29	Rammam-III (3x40= 120 MW)	U-1 to U-3	3x40	2019-20 (Sep'19)	2028-29 (Mar,29)	114	1381.84 (09/14)	1381.84 (09/14)	Nil	➤ Delay in getting permission for tree felling from Govt. of West Bengal for Access road from Adit-1 to Adit-2. ➤ Cash flow issues with civil contractors. ➤ Strike / bandh during Gorkhaland agitation in 2017.
	Karnataka									
30	Sharavathy Pumped Storage Project (KPCL) (8x250= 2000)	U-1 to U-8	8x250	2029-30 (Dec'29)	2029-30 (Dec'29)	Nil	6709.61	6709.61	Nil	
	Madhya Pradesh									
31	MP 30 Gandhi sagar PSP (greenko) (7x240 + 2x120)	U-1 to U-9	7x240 + 2x120	2028-29 (Jun'28)	2028-29 (Jun'28)	Nil	11834.5	11834.5	Nil	

Part B – Held-up Under Construction Projects

Sl. No	Project Name/(I.C.)/ Executing Agency	Unit No.	Cap. (MW)	Original Comm. Sched.	Latest/ Anticipated Comm. Sched.	Time over run (months)	Org. Cost (Rs. in Crores) (Price Level)	Latest/Ant. Cost (Rs. in Crores) (Price Level)	Cost over run (Rs. in Crores) (%)	Major reasons for time over run
1	2	4	5	6	7	8	9	10	11	12
Himachal Pradesh										
1	Tangnu Romai-I (2x22 = 44 MW) TRPGPL	1 2	22 22	2014-15 2014-15 (Jun'14)	2027-28 2027-28 (subject to re-start of works(4 years))	165	255.00 (01/07)	641.89 (2018)	386.89 (151.72)	➤ Works on hold since Aug 2016. Funds constraints with the developer. Project is likely to be commissioned 4 years after restart of works.
Govt. of UT of J&K										
2	Lower Kalnai 2x24= 48 MW JKSPDC	1 2	24 24	2017-18 2017-18 (Sep'17)	2026-27 2026-27 (subject to re-start of works (4 years))	114	576.87 (12/12) (Completion cost)	576.87 (12/12) (Completion cost)	#	➤ Works on all fronts at Dam and Power House site are stalled since 24.01.2018 due to payment dispute with subcontractors and due to non-settlement of extension of time of the contract by the JKSPDC. The contract with M/s. Coastal Projects Ltd. has been terminated and re-tendering for selection of EPC contractor is under process.
Madhya Pradesh										
3	Maheshwar (10x40 = 400 MW) SMHPCL	1 2 3 4 5 6 7 8 9	40 40 40 40 40 40 40 40 40	2001-02 2001-02 2001-02 2001-02 2001-02 2001-02 2001-02 2001-02 2001-02	2027-28 (subject to re-start of works(Two years))	312	1569.27 (96-97)	6793 (2016-17)	5223.73 (332.87)	Matter is sub-judice. Works suspended since Nov-11 due to cash flow problem with developer. M.P. Power Management Company Ltd. has terminated the Power Purchase Agreement with SMHPCL on 18.04.2020. The application of PFC has been admitted in NCLT on 27.09.2022 under IBC. CIRP has been put on hold by NCLT vide order dated 17.03.2023 in an application filed

Sl. No	Project Name/(I.C.)/ Executing Agency	Unit No.	Cap. (MW)	Original Comm. Sched.	Latest/ Anticipated Comm. Sched.	Time over run (months)	Org. Cost (Rs. in Crores) (Price Level)	Latest/Ant. Cost (Rs. in Crores) (Price Level)	Cost over run (Rs. in Crores) (%)	Major reasons for time over run
1	2	4	5	6	7	8	9	10	11	12
		10	40	2001-02 (Mar'02)						by Entegra Ltd. PFC has filed an Appeal before the NCLAT against the NCLT Order dated 17.03.2023 for recommencement of CIRP. Project is likely to be commissioned 2 years after restart of works..
	Maharashtra									
4	Koyna Left Bank PSS 2x40 = 80 MW WRD, Maha	1 2	40 40	2014-15 2014-15 (Oct'14)	2027-28 (subject to re-start of works (4 years))	161	245.02 (1999)	379.78 (2014)	134.76 (54.99)	Project stalled since July, 2015. The current expenditure on the project has already reached to almost original administrative approved cost level.
	Sikkim									
5	Bhasmey (2x25.5 =51 MW) Gati Infrastructure	1 2	25.5 25.5	2012-13 2012-13 (Jun'12)	2027-28 2027-28 (subject to re-start of works(3 years))	189	408.50 (2012-13)	746.01 (03/18)	337.51 (82.62)	➤ Matter is sub-judice. The Court appointed Resolution Professional for Bhasmey HEP stated that works stalled since Sept., 2016. CIRP has been initiated against Gati infra and NCLT has appointed Resolution Professional .The Resolution Professional has received 4 Resolution Plan in the matter of Gati Infrastructure Bhasmey Power Private Limited and are pending for approval from the Committee of Creditors. Project is likely to be commissioned 4 years after restart of works.
6	Rangit-II 2x33= 66 MW Sikkim Hydro Power Ltd.	1 2	33 33	2015-16 2015-16 (Apr'15)	2027-28 2027-28 (subject to re-start of works(2-½ years))	155	496.44 (2011-12)	496.44 (2011-12)	#	➤ Works stalled since Dec., 2017. Funds constraints with the developer. Project is likely to be commissioned 3 years after restart of works
7	Panan 4x75= 300 MW Himagiri Hydro Energy Pvt. Ltd.	1 2 3 4	75 75 75 75	2018-19 2018-19 2018-19 2018-19	2028-29 2028-29 2028-29 2028-29 (subject to re-start of works(4-½ years))	120	1833.05 (2009)	2675.00 (2020)	841.95 (45.93)	➤ Accessibility to Project site. The permanent bridge over Mantam Lake for accessibility to Dam site is being constructed by Sikkim PWD which is likely to be completed by Nov' 2024. The Financial Institutes are awaiting for completion of bridge, thereafter the process of financing the project can start.

Sl. No	Project Name/(I.C.)/ Executing Agency	Unit No.	Cap. (MW)	Original Comm. Sched.	Latest/ Anticipated Comm. Sched.	Time over run (months)	Org. Cost (Rs. in Crores) (Price Level)	Latest/Ant. Cost (Rs. in Crores) (Price Level)	Cost over run (Rs. in Crores) (%)	Major reasons for time over run
1	2	4	5	6	7	8	9	10	11	12
										.Project is likely to be commissioned 5 years after restart of works.
	Uttarakhand									
8	Lata Tapovan (3x57 = 171 MW) NTPC	1 2 3	57 57 57	2017-18 2017-18 2017-18 (Aug'17)	2028-29 2028-29 2028-29 (subject to re-start of works(4 years))	139	1527.00 (07/12)	1527.00 (07/12)	#	➤ Infrastructure works almost completed. As per Hon'ble Supreme Court vide its order dated 07.05.2014 stayed the construction of 24 Hydro projects in Uttarakhand including Lata Tapovan HEPP. According all construction activities stopped since 08.05.14. Main works to re-start after clearance from Hon'ble Supreme Court.
9	Phata Byung (2x38 = 76 MW), MJUPL	1 2	38 38	2012-13 2012-13 (Jun'12)	2025-26 2025-26 (subject to re-start of works(3 years))	165	520.00 (2013-14)	1132 (09/16)	612 (117.69)	➤ Works stalled since July, 2017 due to Financial crunch.The project stands allotted to M/s Statkraft IH through NCLT on 23.03.2023. The revival of Environmental clearance is under process. Project is likely to be commissioned 2 years after restart of works.

Note:- It is to mention that cost overrun has been calculated as the difference between the Latest Cost (provided by the developer to CEA along with the Price Level) and the Original Cost approved by the Central Government / State Government. In most of the cases the Latest cost at the current Price Level has not been provided by the developers.

Cost overrun could not be calculated due to non-availability of latest cost.