

विषय सूची - CONTENTS

क्रमांक S.No.	शीर्षक	Title	पृष्ठ सं० Page No.
	प्राक्कथन	Foreword	
	प्रस्तावना	Preface	
	आभार	Acknowledgement	
	कार्यकारी सारांश	Executive Summary	i-ii
	कार्यप्रणाली	Methodology	iii-iv
	भाग -1	Part-1	
	टैरिफों का विहंगावलोकन	Overview of Tariffs	
1.	देश में श्रेणीवार अधिकतम एवं न्यूनतम अनुमानित औसत विद्युत दरें-विभिन्न भार/खपत स्तर के अनुसार	Category-wise maximum and minimum estimated average rates of electricity in the country at various loads/ consumption levels.	3-7
2.	उपभोक्ता श्रेणियों का राज्यवार ब्यौरा जहां कृषि के लिए विद्युत आपूर्ति निशुल्क है।	State-wise details of consumers categories where agricultural power is free	8
3.	उपभोक्ता श्रेणियों का राज्यवार ब्यौरा जहां गैर- कृषि के लिए विद्युत आपूर्ति नियत है।	State-wise details of consumers categories where agricultural power is at fixed rate	8
4.	ई.वी. चार्जिंग स्टेशनों के टैरिफ का राज्य-वार विवरण।	State – wise details of tariff of EV Charging stations.	9-10
5.	विभिन्न राज्यों /संघ शासित क्षेत्रों में विद्युत शुल्क / कर/ उपकर/अधिभार	Details of electricity duty/ tax /cess / surcharge in various States / Union Territories	11-12
6.	विद्युत राज्यों में टी.ओ.डी. टैरिफ योजना सारांश	Summary of Time of the Day (TOD) Tariff Schemes in various states	13-17
7.	कुटीर ज्योति/भाग्य ज्योति /लोकदीप /गरीबी रेखा के नीचे/जीवन धारा/ लाइफ लाइन/जे जे क्लस्टर और आय वर्ग उपभोक्ताओं के लिए आपूर्ति योजना का सारांश	Summary of power supply schemes for Kutir Jyoti/ Bhagyajyoti/ Lokdeep / Below Poverty Line (BPL)/ Jeevan Dhara/ Life Line/ JJ Cluster and Low Income Group Consumers	18-19
8.	उपभोक्ता श्रेणियों का राज्यवार ब्यौरा जहाँ सरकार द्वारा नियत शुल्क एवं ऊर्जा शुल्क दोनों पर सब्सिडी दी जा रही है।	State-wise details of consumer categories where subsidy has been provided by Government on fixed charge as well as energy charge as obtained from State Energy Departments/Tariff order of SERCs	20-25
9.	उपभोक्ता श्रेणियों का राज्यवार ब्यौरा जहाँ सरकार द्वारा केवल ऊर्जा शुल्क पर सब्सिडी दी जा रही है।	State-wise details of consumer categories where subsidy has been provided by Government on energy charge only as obtained from State Energy Departments/Tariff order of SERCs	26-31
10.	क्रॉस सब्सिडी सरचार्ज	Cross subsidy surcharge	32-43
11.	व्हीलिंग शुल्क	Wheeling charge	44-46
12.	नियामक संपत्ति	Regulatory Assets	47-48

भाग-2

राज्यों/संघ शासित क्षेत्रों द्वारा विभिन्न उपभोक्ता श्रेणियों के लिए अभिज्ञापित की गई विद्युत टैरिफ का सारांश

Part-2

Summary of Notified Tariffs of Electricity for various categories of consumers in States/Union Territories

<u>यूटिलिटी का नाम</u>		<u>Name of Utility</u>	
13.	अंडमान एण्ड निकोबार	A & N Islands	53
14.	आंध्र प्रदेश	Andhra Pradesh	54-56
15.	अरुणाचल प्रदेश	Arunachal Pradesh	57
16.	असम	Assam	58-59
17.	बिहार	Bihar	60-61
18.	चंडीगढ़	Chandigarh	62
19.	छत्तीसगढ़	Chhattisgarh	63-64
20.	दादरा एवं नागर हवेली	Dadra & Nagar Haveli	65
21.	दमन एवं द्वीप	Daman & Diu	66
22.	दिल्ली (बीआरपीएल/बीवाईपीएल /टी.पी.डी.डी.एल.)	Delhi (BRPL/BYPL/TPDDL)	67
23.	दिल्ली (एनडीएमसी)	Delhi (NDMC)	68
24.	गोवा	Goa	69
25.	गुजरात	Gujarat	70-72
26.	अहमदाबाद (टोरेंट पावर लि.)	Ahmedabad (Torrent Power Ltd.)	73-74
27.	सूरत (टोरेंट पावर लि.)	Surat (Torrent Power Ltd.)	75-76
28.	हरियाणा	Haryana	77
29.	हिमाचल प्रदेश	Himachal Pradesh	78
30.	जम्मू एवं कश्मीर	Jammu & Kashmir	79-80
31.	झारखंड	Jharkhand	81
32.	डीवीसी (झारखंड)	DVC (Jharkhand)	82
33.	कर्नाटक	Karnataka	83-85
34.	केरल	Kerala	86-88
35.	लद्दाख	Ladakh	89-90
36.	लक्षद्वीप	Lakshadweep	91
37.	मध्य प्रदेश	Madhya Pradesh	92-95
38.	महाराष्ट्र	Maharashtra	96-97
39.	मुंबई (बेस्ट)	Mumbai (B.E.S.T.)	98-99
40.	मुंबई (अदानी विद्युत)	Mumbai (Adani Electricity)	100
41.	मुंबई (टाटा)	Mumbai (TATA)	101
42.	मणीपुर	Manipur	102
43.	मेघालय	Meghalaya	103
44.	मिजोरम	Mizoram	104
45.	नागालैण्ड	Nagaland	105
46.	ओडिशा	Odisha	106-107
47.	पुदुचेरी	Puducherry	108
48.	पंजाब	Punjab	109-111
49.	राजस्थान	Rajasthan	112-113

50.	सिक्किम	Sikkim	114
51.	तमिलनाडु	Tamil Nadu	115-116
52.	तेलंगाना	Telangana	117-119
53.	त्रिपुरा	Tripura	120
54.	उत्तराखंड	Uttarakhand	121-122
55.	उत्तर प्रदेश	Uttar Pradesh	123-125
56.	पश्चिम बंगाल	West Bengal	126-129

भाग-3

विद्युत आपूर्ति तथा विद्युत शुल्क की औसत दरें

Part-3

Average Rates of Electricity Supply and Electricity Duty

<u>ता0 सा0</u>	<u>स्वीकृत लोड</u>	<u>मासिक खपत</u>	<u>पृष्ठ सं0</u>
<u>Tab. No.</u>	<u>Sanctioned Load</u>	<u>Monthly Consumption</u>	<u>Page No.</u>
57. घरेलू - DOMESTIC			
1(a).	1 KW	100 Units/Month	133
1(b).	2 KW	200 Units/Month	135
1(c).	4 KW	400 Units/Month	136
1(d).	6 KW	600 Units/Month	138
1(e).	8 KW	800 Units/Month	139
1(f).	10 KW	1000 Units/Month	141
58. वाणिज्यिक - COMMERCIAL			
2(a).	2 KW	300 Units/month	142
2(b).	5 KW	750 Units/Month	144
2(c).	10 KW	1500 Units/Month	146
2(d).	20 KW	3000 Units/Month	148
2(e).	30 KW	4500 Units/Month	149
2(f).	40 KW	6000 Units/Month	151
2(g).	50 KW	7500 Units/Month	153
59. कृषि - AGRICULTURE			
3(a).	2HP	400 Units/Month	154
3(b).	3HP	600 Units/Month	156
3(c).	5HP	1000 Units/Month	157
3(d).	10HP	2000 Units/Month	159
60. लघु उद्योग - SMALL INDUSTRIES			
4(a).	5 KW	750 Units/Month	160
4(b).	10 KW	1500 Units/Month	162
4(c).	15KW	2250 Units/Month	164
61. मध्यम उद्योग - MEDIUM INDUSTRIES			
5(a).	50KW	7500 Units/Month	165

5(b). 100 KW 15000 Units/Month 167

62. बड़े-11 कि०वा० पर - LARGE INDUSTRIES- at 11 kV

6(a).	250 KW (40% L.F)	73000 Units/Month	168
6(b).	250 KW (60% L.F)	109500 Units/Month	170
6(c).	500 KW (40% L.F)	146000 Units/Month	171
6(d).	500 KW (60% L.F)	219000 Units/Month	173
6(e).	1000 KW (40% L.F)	292000 Units/Month	174
6(f).	1000 KW (60% L.F)	438000 Units/Month	176
6(g).	5000 KW (40% L.F)	1460000 Units/Month	177
6(h).	5000 KW (60% L.F.)	2190000 Units/Month	179
6(i).	10000 KW (40%L.F)	2920000 Units/Month	180
6(j).	10000 KW (60%L.F)	4380000 Units/Month	182
6(k).	20000 KW (40%L.F)	5840000 Units/Month	183
6(l).	20000 KW (60%L.F)	8760000 Units/Month	185

63. बड़े-33 कि० वा० पर - LARGE INDUSTRIES - at 33 kV

7(a).	5000 KW(40% L.F)	1460000 Units/Month	186
7(b).	5000 KW(60% L.F)	2190000 Units/Month	188
7(c).	10000 KW(40% L.F)	2920000 Units/Month	189
7(d).	10000 KW(60% L.F)	4380000 Units/Month	191
7(e).	20000 KW(40% L.F)	5840000 Units/Month	192
7(f).	20000 KW(60% L.F)	8760000 Units/Month	194
7(g).	50000 KW(40% L.F)	14600000 Units/Month	195
7(h).	50000 KW(60% L.F)	21900000 Units/Month	197

64. पावर इन्टेसिव उद्योग - POWER INTENSIVE INDUSTRIES

8(a).	50000 KW(60% L.F)	21900000 Units/Month	198
8(b).	50000 KW(80% L.F)	29200000 Units/Month	198

65. रेलवे ट्रैक्शन - RAILWAY TRACTION

9.	12500 KW	2500000 Units/Month	200
----	----------	---------------------	-----



Executive Summary

Central Electricity Authority, in fulfillment of its obligation under Section 73(i) & (j) of the Electricity Act, 2003, is mandated to collect, record and make public, from time to time, information/statistics about the Indian power sector. Accordingly, the Annual edition of book titled “**Electricity Tariff & Duty and Average rates of Electricity Supply in India**” as on 31st March, 2023 has been brought out by CEA.

The effective rates of electricity presented in the publication are computed based on assumed consumption at various levels of sanctioned/contracted load of consumers, taking into account the increased usage of electrical appliances and improvement in the standard of living. Apart from the calculated effective rates, a comprehensive tabulation of the retail tariffs as per tariff orders issued by the State Electricity Regulatory Commissions/Joint Electricity Regulatory Commissions have also been compiled.

The Publication consists of three parts. Part-1 contains **Overview of Tariff** which includes information compiled from the tariff orders under the headings of (i) Category wise maximum and minimum estimated average rates of electricity in the country at various loads/consumption levels, (ii) State wise details where agriculture power is free and where un-metered agriculture power is at fixed rate, (iii) State wise details of tariff applicable for Public Charging Stations, (iv) Electricity duty/tax/cess/surcharge leviable on different consumer categories, (v) Time of day (TOD) tariff scheme, (vi) Tariff for special power supply schemes for Kutir-Jyoti/ Bhagyajyoti/BPL/Jeevan Dhara/Lifeline etc., (vii) State wise details of consumer categories where subsidy has been provided by the State Government concerned on Fixed Charge as well as Energy Charge both, as obtained from tariff order/State Govts., (viii) Cross subsidy surcharge, (ix) Wheeling charge and (x) Regulatory Assets. Part-2 of this publication contains **Summary of Notified Tariffs of Electricity** for various categories of consumers in States/Union Territories issued by the respective State Electricity Regulatory Commission/Joint Electricity Regulatory Commission. Part-3 contains **Average Rates of Electricity Supply** and Electricity Duty based on the assumed load and consumption for various categories of consumers.

33 States/UTs have issued tariff order during FY 2022-23. The States/UTs where tariff revisions have not been done during FY 2022-23 are Arunachal Pradesh (tariff w.e.f. 01.06.2018), Delhi (tariff w.e.f. 01.10.2021) and Jharkhand (tariff w.e.f. 01.10.2020).

30 States/UTs have issued tariff for Public Charging Stations during FY 2022-23. For LT category, tariff varies from 360 paise/unit (Chandigarh) to 2021.92 paise/unit (Tamil Nadu) (18.00 – 23.00 hrs) and for HT category, tariff varies from 388.89 paise/unit (Goa) to 2874.28 paise/unit (Tamil Nadu) (18.00 – 23.00 hrs).

The States/UTs where Power supply for Agriculture for FY 2022-23 was free were Andhra Pradesh (Non-Corporate Farmers/Sugarcane Crushing/Rural Horticulture Nurseries), Karnataka (IP Sets upto and inclusive of 10HP), Puducherry, Punjab (for all connected load), Tamil Nadu (for all connected load) and

Telangana (other than Corporate farmers) and where Agriculture power was at fixed rate were Bihar, Gujarat, Haryana, Jammu & Kashmir, Ladakh, Maharashtra, Punjab, Rajasthan and Uttar Pradesh.

The States/UTs where there is no Electricity Duty/Tax/Cess for FY 2022-23 are Andaman and Nicobar Island, Arunachal Pradesh, Dadra and Nagar Haveli, Daman and Diu, Lakshadweep, Manipur, Mizoram, Nagaland, Puducherry and Sikkim.

27 States/UTs have notified Time of Day (ToD) Tariff in the Tariff orders issued by the respective State Electricity Regulatory Commission/Joint Electricity Regulatory Commission for the FY 2022-23.

The States/UTs viz. Andaman & Nicobar, Arunachal Pradesh, Assam, Bihar, Dadra & Nagar Haveli, Daman & Diu, Goa, Gujarat, Himachal Pradesh, Jammu & Kashmir, Karnataka, Kerala, Ladakh, Lakshadweep, Madhya Pradesh, Maharashtra, Manipur, Meghalaya, Mizoram, Odisha, Puducherry, Rajasthan, Tripura, Uttarakhand, Uttar Pradesh and West Bengal provided subsidised power under special schemes viz. Kutir Jyoti/ Bhagyajyothi/ Below Poverty Line (BPL)/ Jeevan Dhara/ Life Line and Low Income Group Consumers during FY 2022-23.

The States/UTs where subsidy has been provided by State Government on both Fixed Charge as well as Energy Charge for FY 2022-23 were Andhra Pradesh, Bihar, Chhattisgarh, Delhi, Gujarat, Himachal Pradesh, Jammu & Kashmir, Jharkhand, Kerala, Ladakh, Madhya Pradesh, Maharashtra, Puducherry, Punjab, Rajasthan, Tamil Nadu, Tripura and West Bengal; and where subsidy has been provided by State Government on Energy Charge only were Andaman & Nicobar Islands, Andhra Pradesh, Assam, Bihar, Chhattisgarh, Haryana, Himachal Pradesh, Jammu & Kashmir, Jharkhand, Karnataka, Kerala, Ladakh, Madhya Pradesh, Maharashtra, Mizoram, Puducherry, Punjab, Rajasthan, Sikkim, Tamil Nadu, Telangana, Tripura and Uttar Pradesh.

Methodology adopted for calculation of Effective rate

For Example:- Rajasthan (Tariff w.e.f. 01.09.2022)

a. Domestic Category (From Tariff order)

S.No	Consumption Slab	Fixed/Demand Charge	Energy Charge (Paise/kWh)
1.	0 - 50 units	230 Rs/Month	475
2.	51 – 150 units	230 Rs/Month	650
3.	151 – 300 units	275 Rs/Month	735
4.	301 - 500 units	345 Rs/Month	765
5.	Above 500 units	400 Rs/Month	795

b. Details of Electricity Duty/Tax/Cess levied in Rajasthan for FY 2022-23

Category	Electricity Duty	Urban cess
Domestic	40 paisa/unit	15 paisa/unit*

*For the consumers having connection in municipal area and consumption more than 100 units/month.

c. Calculation of Effective rates (Paise/kWh)

1. Domestic (Assumed load and consumption- 1 kW, 100 units)

$$\text{Fixed charge} = 230 \times 100 / 100 = 230 \text{ paise/kWh}$$

$$\text{Energy charge} = (475 \times 50 + 650 \times 50) / 100 = 562.5 \text{ paise/kWh}$$

$$\text{Average rate} = \text{Fixed charge} + \text{Energy charge}$$

$$= 230 + 562.5 = 793 \text{ paise/kWh}$$

$$\text{Electricity Duty} = 40 \text{ paise/kWh}$$

$$\text{Total} = \text{Average rate} + \text{Electricity Duty} = 793 + 40 = 833 \text{ paise/kWh}$$

2. Domestic (Assumed load and consumption- 2 kW, 200 units)

$$\text{Fixed charge} = 275 \times 100 / 200 = 137.5 \text{ paise/kWh}$$

$$\text{Energy charge} = (475 \times 50 + 650 \times 100 + 735 \times 50) / 200 = 627.5 \text{ paise/kWh}$$

$$\text{Average rate} = \text{Fixed charge} + \text{Energy charge}$$

$$= 137.5 + 627.5 = 765 \text{ paise/kWh}$$

$$\text{Electricity Duty} = 40+15= 55 \text{ paise/kWh}$$

$$\text{Total} = \text{Average rate} + \text{Electricity Duty} = 765+55 = 820 \text{ paise/kWh}$$

3. Domestic (Assumed load and consumption- 4 kW, 400 units)

$$\text{Fixed charge} = 345*100/400 = 86.25 \text{ paise/kWh}$$

$$\text{Energy charge} = (475*50 + 650*100 + 735*150 + 765*100)/400 = 688.75 \text{ paise/kWh}$$

$$\text{Average rate} = \text{Fixed charge} + \text{Energy charge}$$

$$= 86.25+688.75 = 775 \text{ paise/kWh}$$

$$\text{Electricity Duty} = 40+15= 55 \text{ paise/kWh}$$

$$\text{Total} = \text{Average rate} + \text{Electricity Duty} = 775+55 = 830 \text{ paise/kWh}$$

4. Domestic (Assumed load and consumption- 6 kW, 600 units)

$$\text{Fixed charge} = 400*100/600 = 66.67 \text{ paise/kWh}$$

$$\text{Energy charge} = (475*50 + 650*100 + 735*150 + 765*200 + 795*100)/600 = 719.17 \text{ paise/kWh}$$

$$\text{Average rate} = \text{Fixed charge} + \text{Energy charge}$$

$$= 66.67+719.17 = 786 \text{ paise/kWh}$$

$$\text{Electricity Duty} = 40+15= 55 \text{ paise/kWh}$$

$$\text{Total} = \text{Average rate} + \text{Electricity Duty} = 786+55 = 841 \text{ paise/kWh}$$

5. Domestic (Assumed load and consumption- 8 kW, 800 units)

$$\text{Fixed charge} = 400*100/800 = 50 \text{ paise/kWh}$$

$$\text{Energy charge} = (475*50 + 650*100 + 735*150 + 765*200 + 795*300)/800 = 738.13 \text{ paise/kWh}$$

$$\text{Average rate} = \text{Fixed charge} + \text{Energy charge}$$

$$= 50+738.13 = 788 \text{ paise/kWh}$$

$$\text{Electricity Duty} = 40+15= 55 \text{ paise/kWh}$$

$$\text{Total} = \text{Average rate} + \text{Electricity Duty} = 788+55 = 843 \text{ paise/kWh}$$

6. Domestic (Assumed load and consumption- 10 kW, 1000 units)

$$\text{Fixed charge} = 400*100/1000 = 40 \text{ paise/kWh}$$

$$\text{Energy charge} = (475*50 + 650*100 + 735*150 + 765*200 + 795*500)/1000 = 749.5 \text{ paise/kWh}$$

$$\text{Average rate} = \text{Fixed charge} + \text{Energy charge}$$

$$= 40+749.5 = 790 \text{ paise/kWh}$$


Electricity Duty = $40+15= 55$ paise/kWh

Total = Average rate + Electricity Duty = $790+55 = 845$ paise/kWh

Same method adopted for calculation of Effective Rate for other categories viz. Commercial, Agriculture, LT-Industrial, HT-Industrial and Railway Traction.

भाग - 1

टैरिफों का विहंगावलोकन




PART - 1

OVERVIEW OF TARIFFS

CATEGORY-WISE MAXIMUM & MINIMUM EFFECTIVE RATES OF ELECTRICITY IN THE COUNTRY AT VARIOUS ASSUMED SANCTIONED LOADS / CONSUMPTION LEVELS

S.No.	Category	Load/consumtion	Max. (P/KWh)	State/ Utility	Min. (P/KWh)	State/ Utility
1	DOMESTIC	1 KW (100 Unit/Month)	833	Rajasthan	113	Tamilnadu
2		2 KW (200 Unit/Month)	870	Madhya Pradesh (Urban Areas)	205	Daman and Diu
3		4 KW (400 Unit/Month)	1011	Maharashtra	248	Daman and Diu
4		6 KW (600 Unit/Month)	1160	Kerala	282	Daman and Diu
5		8 KW (800 Unit/Month)	1250	Maharashtra	299	Daman and Diu
6		10 KW (1000 Unit/Month)	1307	Maharashtra	309	Daman and Diu
7	COMMERCIAL	2 KW (300 Unit/Month)	1210	Maharashtra	415	Dadra & Nagar Haveli, Daman and Diu
8		5 KW (750 Unit/Month)	1177	Delhi-(BYPL/BRPL/TPDDL)	435	Dadra & Nagar Haveli, Daman and Diu
9		10 KW (1500 Unit/Month)	1282	Andaman & Nicobar Island	442	Dadra & Nagar Haveli, Daman and Diu
10		20 KW (3000 Unit/Month)	1400	Andaman & Nicobar Island	445	Dadra & Nagar Haveli, Daman and Diu
11		30 KW (4500 Unit/Month)	1871	Maharashtra	443	Daman and Diu
12		40 KW (6000 Unit/Month)	1871	Maharashtra	447	Dadra & Nagar Haveli, Daman and Diu
13		50 KW (7500 Unit/Month)	1871	Maharashtra	447	Dadra & Nagar Haveli, Daman and Diu
14	AGRICULTURE	2 HP (400 Unit/Month)	667	Haryana	0	Karnataka, Puducherry, Punjab & Tamil Nadu
15		3 HP (600 Unit/Month)	667	Haryana	0	Karnataka, Puducherry, Punjab & Tamil Nadu
16		5 HP (1000 Unit/Month)	667	Haryana	0	Karnataka, Puducherry, Punjab & Tamil Nadu
17		10 HP (2000 Unit/Month)	667	Haryana	0	Karnataka, Puducherry, Punjab & Tamil Nadu
18	SMALL INDUSTRIES	5 KW (750 Unit/Month)	1089	Delhi -(BRPL/BYPL/TPDDL and NDMC)	387	Sikkim (Rural)
19		10 KW (15000 Unit/Month)	1089	Delhi -(BRPL/BYPL/TPDDL and NDMC)	430	Arunachal Pradesh
20		15 KW (22500 Unit/Month)	1089	Delhi -(BRPL/BYPL/TPDDL and NDMC)	430	Arunachal Pradesh
21	MEDIUM INDUSTRIES	50 KW (7500 Unit/Month)	1114	Maharashtra - Mumbai (Adani Electricity)	430	Arunachal Pradesh
22		100 KW (15000 Unit/Month)	1151	Uttar Pradesh (Urban)	430	Arunachal Pradesh
23		250 KW 40% LF (73000 Unit/Month) (AT 11 KV)	1174	Chhattisgarh	385	Arunachal Pradesh
24		250 KW 60% LF (109500 Unit/Month) (AT 11 KV)	1126	Chhattisgarh	385	Arunachal Pradesh
25		500 KW 40% LF (146000 Unit/Month) (AT 11 KV)	1174	Chhattisgarh	385	Arunachal Pradesh
26	LARGE INDUSTRIES AT 11 KV	500 KW 60% LF (219000 Unit/Month) (AT 11 KV)	1126	Chhattisgarh	385	Arunachal Pradesh
27		1000 KW 40% LF (292000 Unit/Month) (AT 11 KV)	1174	Chhattisgarh	385	Arunachal Pradesh
28		1000 KW 60% LF (438000 Unit/Month) (AT 11 KV)	1126	Chhattisgarh	385	Arunachal Pradesh
29		5000 KW 40% LF (1460000 Unit/Month) (AT 11 KV)	1174	Chhattisgarh	385	Arunachal Pradesh
30		5000 KW 60% LF (2190000 Unit/Month) (AT 11 KV)	1126	Chhattisgarh	385	Arunachal Pradesh
31		10000 KW 40% LF (2920000 Unit/Month) (AT 11 KV)	1174	Chhattisgarh	385	Arunachal Pradesh
32		10000 KW 60% LF (4380000 Unit/Month) (AT 11 KV)	1126	Chhattisgarh	385	Arunachal Pradesh
33		20000 KW 40% LF (5840000 Unit/Month) (AT 11 KV)	1174	Chhattisgarh	385	Arunachal Pradesh
34		20000 KW 60% LF (8760000 Unit/Month) (AT 11 KV)	1126	Chhattisgarh	385	Arunachal Pradesh
35	LARGE INDUSTRIES AT 33 KV	5000 KW 40% LF (1460000 Unit/Month) (AT 33 KV)	1117	Chhattisgarh	350	Arunachal Pradesh
36		5000 KW 60% LF (2190000 Unit/Month) (AT 33 KV)	1069	Chhattisgarh	350	Arunachal Pradesh
37		10000 KW 40% LF (2920000 Unit/Month) (AT 33 KV)	1117	Chhattisgarh	350	Arunachal Pradesh
38		10000 KW 60% LF (4380000 Unit/Month) (AT 33 KV)	1069	Chhattisgarh	350	Arunachal Pradesh
39		20000 KW 40% LF (5840000 Unit/Month) (AT 33 KV)	1117	Chhattisgarh	350	Arunachal Pradesh
40		20000 KW 60% LF (8760000 Unit/Month) (AT 33 KV)	1069	Chhattisgarh	350	Arunachal Pradesh
41		50000 KW 40% LF (14600000 Unit/Month) (AT 33 KV)	1117	Chhattisgarh	350	Arunachal Pradesh
42		50000 KW 60% LF (21900000 Unit/Month) (AT 33 KV)	1075	Madhya Pradesh (AT 33 KV)	350	Arunachal Pradesh
43	POWER INTENSIVE INDUSTRIES	50000 KW 60% LF (21900000 Unit/Month)	1032	Maharashtra	325	Arunachal Pradesh
44		50000 KW 80% LF (29200000 Unit/Month)	1001	Maharashtra	325	Arunachal Pradesh
45	RAILWAY TRACTION	12500 KW (2500000 Unit/Month)	1235	Uttar Pradesh	600	Gujarat (AT 132 KV)

Category wise Maximum Effective Rates of electricity in the country at various sanctioned loads/assumed consumption levels



Category/State/ Utility Reference

Index of Categories/States/Utilities for Categorywise Maximum Effective Rates of electricity in the country at various sanctioned loads/assumed consumption levels

S. No.	Category	Load/Consumption	State/Utility where applicable
1	DOMESTIC	1 KW (100 Unit/Month)	Rajasthan
2	DOMESTIC	2 KW (200 Unit/Month)	Madhya Pradesh (Urban Areas)
3	DOMESTIC	4 KW (400 Unit/Month)	Maharashtra
4	DOMESTIC	6 KW (600 Unit/Month)	Kerala
5	DOMESTIC	8 KW (800 Unit/Month)	Maharashtra
6	DOMESTIC	10 KW (1000 Unit/Month)	Maharashtra
7	COMMERCIAL	2 KW (300 Unit/Month)	Maharashtra
8	COMMERCIAL	5 KW (750 Unit/Month)	Delhi-(BYPL/BRPL/TPDDL)
9	COMMERCIAL	10 KW (1500 Unit/Month)	Andaman & Nicobar Island
10	COMMERCIAL	20 KW (3000 Unit/Month)	Andaman & Nicobar Island
11	COMMERCIAL	30 KW (4500 Unit/Month)	Maharashtra
12	COMMERCIAL	40 KW (6000 Unit/Month)	Maharashtra
13	COMMERCIAL	50 KW (7500 Unit/Month)	Maharashtra
14	AGRICULTURE	2 HP (400 Unit/Month)	Haryana
15	AGRICULTURE	3 HP (600 Unit/Month)	Haryana
16	AGRICULTURE	5 HP (1000 Unit/Month)	Haryana
17	AGRICULTURE	10 HP (2000 Unit/Month)	Haryana
18	SMALL INDUSTRIES	5 KW (750 Unit/Month)	Delhi -(BRPL/BYPL/TPDDL and NDMC)
19	SMALL INDUSTRIES	10 KW (15000 Unit/Month)	Delhi -(BRPL/BYPL/TPDDL and NDMC)
20	SMALL INDUSTRIES	15 KW (22500 Unit/Month)	Delhi -(BRPL/BYPL/TPDDL and NDMC)
21	MEDIUM INDUSTRIES	50 KW (7500 Unit/Month)	Maharashtra - Mumbai (Adani Electricity)
22	MEDIUM INDUSTRIES	100 KW (15000 Unit/Month)	Uttar Pradesh (Urban)
23	LARGE INDUSTRIES AT 11 KV	250 KW 40% LF (73000 Unit/Month) (AT 11 KV)	Chhattisgarh
24	LARGE INDUSTRIES AT 11 KV	250 KW 60% LF (109500 Unit/Month) (AT 11 KV)	Chhattisgarh
25	LARGE INDUSTRIES AT 11 KV	500 KW 40% LF (146000 Unit/Month) (AT 11 KV)	Chhattisgarh
26	LARGE INDUSTRIES AT 11 KV	500 KW 60% LF (219000 Unit/Month) (AT 11 KV)	Chhattisgarh
27	LARGE INDUSTRIES AT 11 KV	1000 KW 40% LF (292000 Unit/Month) (AT 11 KV)	Chhattisgarh
28	LARGE INDUSTRIES AT 11 KV	1000 KW 60% LF (438000 Unit/Month) (AT 11 KV)	Chhattisgarh
29	LARGE INDUSTRIES AT 11 KV	5000 KW 40% LF (1460000 Unit/Month) (AT 11 KV)	Chhattisgarh
30	LARGE INDUSTRIES AT 11 KV	5000 KW 60% LF (2190000 Unit/Month) (AT 11 KV)	Chhattisgarh
31	LARGE INDUSTRIES AT 11 KV	10000 KW 40% LF (2920000 Unit/Month) (AT 11 KV)	Chhattisgarh
32	LARGE INDUSTRIES AT 11 KV	10000 KW 60% LF (4380000 Unit/Month) (AT 11 KV)	Chhattisgarh
33	LARGE INDUSTRIES AT 11 KV	20000 KW 40% LF (5840000 Unit/Month) (AT 11 KV)	Chhattisgarh
34	LARGE INDUSTRIES AT 11 KV	20000 KW 60% LF (8760000 Unit/Month) (AT 11 KV)	Chhattisgarh
35	LARGE INDUSTRIES AT 33 KV	5000 KW 40% LF (1460000 Unit/Month) (AT 33 KV)	Chhattisgarh
36	LARGE INDUSTRIES AT 33 KV	5000 KW 60% LF (2190000 Unit/Month) (AT 33 KV)	Chhattisgarh
37	LARGE INDUSTRIES AT 33 KV	10000 KW 40% LF (2920000 Unit/Month) (AT 33 KV)	Chhattisgarh
38	LARGE INDUSTRIES AT 33 KV	10000 KW 60% LF (4380000 Unit/Month) (AT 33 KV)	Chhattisgarh
39	LARGE INDUSTRIES AT 33 KV	20000 KW 40% LF (5840000 Unit/Month) (AT 33 KV)	Chhattisgarh
40	LARGE INDUSTRIES AT 33 KV	20000 KW 60% LF (8760000 Unit/Month) (AT 33 KV)	Chhattisgarh
41	LARGE INDUSTRIES AT 33 KV	50000 KW 40% LF (14600000 Unit/Month) (AT 33 KV)	Chhattisgarh
42	LARGE INDUSTRIES AT 33 KV	50000 KW 60% LF (21900000 Unit/Month) (AT 33 KV)	Madhya Pradesh (AT 33 KV)
43	POWER INTENSIVE INDUSTRIES	50000 KW 60% LF (21900000 Unit/Month)	Maharashtra
44	POWER INTENSIVE INDUSTRIES	50000 KW 80% LF (29200000 Unit/Month)	Maharashtra
45	RAILWAY TRACTION	12500 KW (2500000 Unit/Month)	Uttar Pradesh

Category wise Minimum Effective Rates of electricity in the country at various sanctioned loads/assumed consumption levels



Category/State/ Utility Reference

Index of Categories/States/Utilities for Categorywise Minimum Effective Rates of electricity in the country at various sanctioned loads/assumed consumption levels

S. No.	Category	Load/Consumption	State/Utility where applicable
1	DOMESTIC	1 KW (100 Unit/Month)	Tamilnadu
2	DOMESTIC	2 KW (200 Unit/Month)	Daman and Diu
3	DOMESTIC	4 KW (400 Unit/Month)	Daman and Diu
4	DOMESTIC	6 KW (600 Unit/Month)	Daman and Diu
5	DOMESTIC	8 KW (800 Unit/Month)	Daman and Diu
6	DOMESTIC	10 KW (1000 Unit/Month)	Daman and Diu
7	COMMERCIAL	2 KW (300 Unit/Month)	Dadra & Nagar Haveli, Daman and Diu
8	COMMERCIAL	5 KW (750 Unit/Month)	Dadra & Nagar Haveli, Daman and Diu
9	COMMERCIAL	10 KW (1500 Unit/Month)	Dadra & Nagar Haveli, Daman and Diu
10	COMMERCIAL	20 KW (3000 Unit/Month)	Dadra & Nagar Haveli, Daman and Diu
11	COMMERCIAL	30 KW (4500 Unit/Month)	Daman and Diu
12	COMMERCIAL	40 KW (6000 Unit/Month)	Dadra & Nagar Haveli, Daman and Diu
13	COMMERCIAL	50 KW (7500 Unit/Month)	Dadra & Nagar Haveli, Daman and Diu
14	AGRICULTURE	2 HP (400 Unit/Month)	Karnataka, Puducherry, Punjab & Tamil Nadu
15	AGRICULTURE	3 HP (600 Unit/Month)	Karnataka, Puducherry, Punjab & Tamil Nadu
16	AGRICULTURE	5 HP (1000 Unit/Month)	Karnataka, Puducherry, Punjab & Tamil Nadu
17	AGRICULTURE	10 HP (2000 Unit/Month)	Karnataka, Puducherry, Punjab & Tamil Nadu
18	SMALL INDUSTRIES	5 KW (750 Unit/Month)	Sikkim (Rural)
19	SMALL INDUSTRIES	10 KW (15000 Unit/Month)	Arunachal Pradesh
20	SMALL INDUSTRIES	15 KW (22500 Unit/Month)	Arunachal Pradesh
21	MEDIUM INDUSTRIES	50 KW (7500 Unit/Month)	Arunachal Pradesh
22	MEDIUM INDUSTRIES	100 KW (15000 Unit/Month)	Arunachal Pradesh
23	LARGE INDUSTRIES AT 11 KV	250 KW 40% LF (73000 Unit/Month) (AT 11 KV)	Arunachal Pradesh
24	LARGE INDUSTRIES AT 11 KV	250 KW 60% LF (109500 Unit/Month) (AT 11 KV)	Arunachal Pradesh
25	LARGE INDUSTRIES AT 11 KV	500 KW 40% LF (146000 Unit/Month) (AT 11 KV)	Arunachal Pradesh
26	LARGE INDUSTRIES AT 11 KV	500 KW 60% LF (219000 Unit/Month) (AT 11 KV)	Arunachal Pradesh
27	LARGE INDUSTRIES AT 11 KV	1000 KW 40% LF (292000 Unit/Month) (AT 11 KV)	Arunachal Pradesh
28	LARGE INDUSTRIES AT 11 KV	1000 KW 60% LF (438000 Unit/Month) (AT 11 KV)	Arunachal Pradesh
29	LARGE INDUSTRIES AT 11 KV	5000 KW 40% LF (1460000 Unit/Month) (AT 11 KV)	Arunachal Pradesh
30	LARGE INDUSTRIES AT 11 KV	5000 KW 60% LF (2190000 Unit/Month) (AT 11 KV)	Arunachal Pradesh
31	LARGE INDUSTRIES AT 11 KV	10000 KW 40% LF (2920000 Unit/Month) (AT 11 KV)	Arunachal Pradesh
32	LARGE INDUSTRIES AT 11 KV	10000 KW 60% LF (4380000 Unit/Month) (AT 11 KV)	Arunachal Pradesh
33	LARGE INDUSTRIES AT 11 KV	20000 KW 40% LF (5840000 Unit/Month) (AT 11 KV)	Arunachal Pradesh
34	LARGE INDUSTRIES AT 11 KV	20000 KW 60% LF (8760000 Unit/Month) (AT 11 KV)	Arunachal Pradesh
35	LARGE INDUSTRIES AT 33 KV	5000 KW 40% LF (1460000 Unit/Month) (AT 33 KV)	Arunachal Pradesh
36	LARGE INDUSTRIES AT 33 KV	5000 KW 60% LF (2190000 Unit/Month) (AT 33 KV)	Arunachal Pradesh
37	LARGE INDUSTRIES AT 33 KV	10000 KW 40% LF (2920000 Unit/Month) (AT 33 KV)	Arunachal Pradesh
38	LARGE INDUSTRIES AT 33 KV	10000 KW 60% LF (4380000 Unit/Month) (AT 33 KV)	Arunachal Pradesh
39	LARGE INDUSTRIES AT 33 KV	20000 KW 40% LF (5840000 Unit/Month) (AT 33 KV)	Arunachal Pradesh
40	LARGE INDUSTRIES AT 33 KV	20000 KW 60% LF (8760000 Unit/Month) (AT 33 KV)	Arunachal Pradesh
41	LARGE INDUSTRIES AT 33 KV	50000 KW 40% LF (14600000 Unit/Month) (AT 33 KV)	Arunachal Pradesh
42	LARGE INDUSTRIES AT 33 KV	50000 KW 60% LF (21900000 Unit/Month) (AT 33 KV)	Arunachal Pradesh
43	POWER INTENSIVE INDUSTRIES	50000 KW 60% LF (21900000 Unit/Month)	Arunachal Pradesh
44	POWER INTENSIVE INDUSTRIES	50000 KW 80% LF (29200000 Unit/Month)	Arunachal Pradesh
45	RAILWAY TRACTION	12500 KW (2500000 Unit/Month)	Gujarat (AT 132 KV)

Statewise details where agricultural power is free

Sl. No.	State	Effective date	Category	Charge Rate
1	Andhra Pradesh (ఆంధ్ర ప్రదేశ్)	w.e.f. 01.04.2022	Agriculture & Related (Non-Corporate Farmers/Sugarcane Crushing/ Rural Horticulture Nurseries)	Nil
2	Karnataka (कर्नाटक)	w.e.f. 01.04.2022	IP Sets (Upto and inclusive of 10HP)	Nil
3	Puducherry (పుదుచ్చేరి)	w.e.f. 01.04.2022	Agriculture	Nil
4	Punjab (పంజాబ్)	w.e.f. 01.04.2022	Agriculture (For all connected load) (With Govt. subsidy)	Nil
5	Tamilnadu (తమిలనాడు)	w.e.f. 10.09.2022	Agriculture (For all connected load)	Nil
6	Telangana (తెలంగాణ)	w.e.f. 01.04.2022	Agricultural (Demand Side Management(DSM) measures mandatory) Other than Corporate farmers	Nil

Statewise details of un-metered agricultural supply where tariff is at fixed rate

Sl. No.	State	Effective date	Category	Charge Rate
1	Bihar (బిహార్)	w.e.f. 01.04.2022	Irigation & Agricultural service (Connected load based) Unmetered supply	800 Rs./HP/Month
2	Gujarat (గూజరాత్)	w.e.f. 01.04.2022	Agriculture (HP based tariff)	200 Rs./HP/Month
3	Haryana (హర్యానా)	w.e.f. 01.04.2022	Agriculture Tube-well (Unmetered) upto 15 BHP	15 Rs./BHP/Month
			Agriculture Tube-well (Unmetered) above 15 BHP	12 Rs./BHP/Month
4	Jammu & Kashmir (జమ్మూ్ ఎవ్ కశ్మీర్)	w.e.f. 13.10.2022	Agriculture (Unmetered upto 10 HP)	250 Rs./HP/Month
			Agriculture (Unmetered 11 to 20 HP)	275 Rs./HP/Month
			Agriculture (Unmetered above 20 HP)	1500 Rs./HP/Month
5	Ladakh (లద్దాఖ)	w.e.f. 01.10.2022	Agriculture (Unmetered upto 10 HP)	250 Rs./HP/Month
			Agriculture (Unmetered 11 to 20 HP)	275 Rs./HP/Month
			Agriculture (Unmetered above 20 HP)	1500 Rs./HP/Month
6	Maharashtra-MSEDCL* (మహారాష్ట్ర)	w.e.f. 01.04.2022	Agriculture (Unmetered Category 1 Zones) upto 5 HP	359 Rs./HP/Month
			Agriculture (Unmetered Category 1 Zones) above 5 HP and upto 7.5 HP	387 Rs./HP/Month
			Agriculture (Unmetered Category 1 Zones) above 7.5 HP	435 Rs./HP/Month
			Agriculture (Unmetered Category 2 Zones) upto 5 HP	277 Rs./HP/Month
			Agriculture (Unmetered Category 2 Zones) above 5 HP and upto 7.5 HP	304 Rs./HP/Month
			Agriculture (Unmetered Category 2 Zones) above 7.5 HP	352 Rs./HP/Month
7	Punjab (పంజాబ్)	w.e.f. 01.04.2022	Agricultural Pumpsets (Without Government Subsidy) (Unmetered)	419 Rs./BHP/Month
8	Rajasthan (రాజస్థాన్)	w.e.f. 01.09.2022	i) Agriculture LT (Unmetered) -General (getting supply in block hours)	Fixed Ch. 30 Rs/HP/Month PLUS Energy Ch. 745 Rs/HP/Month
			ii) Agriculture LT (Unmetered) - All others not covered under item (i) above and getting more than block hours supply	Fixed 60 Rs/HP/Month PLUS Energy Ch. 895 Rs/HP/Month
9	Uttar Pradesh (ఉత్తర ప్రదేశ్)	w.e.f. 29.07.2022	Agriculture for private tubewell/Pumpset for irrigation purpose (contracted load upto 25 BHP) (Unmetered)	170 Rs./BHP/Month

* In Maharashtra Unmetered category charge includes wheeling charge also. Unmetered Category 1 Zones with consumption norm above 1318 hours/HP/year (Bhandup (U),Pune,Nashik,Baramati and Jalgaon). Category 2 Zones with consumption norm below 1318 hours/HP/year (Amravati,Aurangabad,Konkan, Kalyan,Kolhapur,Latur, Nagpur(U),Chandrapur,Gondia,Nanded and Akola)

**Summary of Electric Vehicle Charging Station tariffs prevailing in various States/UTs for FY 2022-23
(at 60kW assumed load and 5% utilisation factor)**

Sl. No.	States/Utility	Effective date	Consumer category	Fixed charge/Demand Charge	Energy Charge	Average Rate (Paise/kWh)	
						LT	HT
1	Andaman & Nicobar Islands (अंडमान एण्ड निकोबार)	w.e.f. 01.08.2022	Electric Vehicle (EV) Charging stations	Nil	780 Paise/kWh	780.00	
2	Andhra Pradesh (आंध्र प्रदेश)	w.e.f. 01.04.2022	LT- Electric Vehicle (EV) Charging stations	Nil	670 Paise/[kVAh/kWh]	670.00	
			HT- Electric Vehicle (EV) Charging stations	Nil	670 Paise/kVAh		744.44
3	Assam (असम)	w.e.f. 01.04.2022	LT- Electric Vehicle (EV) Charging stations	140 Rs/kW/Month	550 Paise/kWh	933.56	
			HT- Electric Vehicle (EV) Charging stations	170 Rs/kVA/Month	700 Paise/kWh		1217.50
4	Bihar (बिहार)	w.e.f. 01.04.2022	LT- Electric Vehicle (EV) Charging stations	Nil	715 Paise/kWh	715.00	
			HT- Electric Vehicle (EV) Charging stations	Nil	645 Paise/kVAh		716.67
5	Chandigarh (चंडीगढ़)	w.e.f. 01.07.2022	Electric Vehicle (EV) Charging stations	Nil	360 Paise/kWh	360.00	
6	Chhattisgarh (छत्तीसगढ़)	w.e.f. 01.04.2022	Electric Vehicle (EV) Charging stations	Nil	500 Paise/kWh	500.00	
7	Dadra & Nagar Haveli (दादरा एवं नागर हवेली)	w.e.f. 01.04.2022	LT- Electric Vehicle (EV) Charging stations	Nil	510 Paise/kVAh	566.67	
			HT- Electric Vehicle (EV) Charging stations		490 Paise/kVAh		544.44
8	Daman & Diu (दमन और दीव)	w.e.f. 01.04.2022	Electric Vehicle (EV) Charging stations	Nil	490 Paise/kVAh \$		544.44
9	DELHI (BRPL/BYPL/TPDDL) (दिल्ली)	w.e.f. 01.10.2021	LT- Charging stations for E-Rickshaw/E-Vehicle on Single Delivery Point/ Swapping of Batteries	Nil	450 Paise/kWh	450.00	
			HT- Charging stations for E-Rickshaw/E-Vehicle on Single Delivery Point/ Swapping of Batteries	Nil	400 Paise/kVAh		444.44
10	Goa (गोवा)	w.e.f. 01.04.2022	Electric Vehicle (EV) Charging stations	Nil	350 Paise/kVAh \$		388.89
11	GUJARAT (UGVCL/PGVCL/MVGCL/DG VCL) (गुजरात)	w.e.f. 01.04.2022	LT- Electric Vehicle (EV) Charging stations	25 Rs./installation/Month	410 Paise/kWh	411.14	
			HT- Electric Vehicle (EV) Charging stations				
12	Himachal Pradesh (हिमाचल प्रदेश)	w.e.f. 01.04.2022	a) For billing demand upto the contract demand	25 Rs./KVA/Month	400 Paise/kWh		476.10
			b) For billing demand in excess of the contract demand	50 Rs./KVA/Month	400 Paise/kWh		552.21
13	Jammu & Kashmir (जम्मू एवं कश्मीर)	w.e.f. 13.10.2022	Electric Vehicle (EV) Charging stations including battery swapping stations				
			LT Supply (sanctioned load upto 100 kW/100 kVA)	100	Rs./kVA/Month or part thereof on billing demand	510 Paise/kVAh	871.08
			11 kV Supply (load above 110 kVA and upto 1 MVA)	175	Rs./kVA/Month or part thereof on billing demand	500 Paise/kVAh	1088.28
			33 kV Supply (load above 1 MVA)	150	Rs./kVA/Month or part thereof on billing demand	490 Paise/kVAh	1001.07
14	Jharkhand (झारखंड)	w.e.f. 01.10.2020	Commercial Services- Applicable for Public Electric Vehicle charging station				
			Rural	50	Rs./KW/Month	575 Paise/kWh	711.99
			Urban	100	Rs./KW/Month	600 Paise/kWh	873.97
15	Karnataka (कर्नाटक)	w.e.f. 01.04.2022	LT- Electrical Vehicle (EV) Charging Stations and Battery swapping Stations (upto 50 kW)	70	Rs./KW/Month	500 Paise/kWh	737.44
			for every additional kW above 50 kW	170	Rs./KW/Month	500 Paise/kWh	
			HT- Electrical Vehicle (EV) Charging Stations and Battery swapping Stations	200	Rs./KVA/Month	500 Paise/kWh	1108.83
16	Kerala (केरल)	w.e.f. 26.06.2022	LT- Electric Vehicle (EV) Charging stations	90	Rs/kW/Month or part thereof	550 Paise/kWh	796.58
			HT- Electric Vehicle (EV) Charging stations	270	Rs./kVA/Month of billing demand	600 Paise/kWh	1421.92
17	Ladakh (लद्दाख)	w.e.f. 01.10.2022	Electric Vehicle (EV) Charging stations including battery swapping stations				
			LT Supply (sanctioned load upto 100 kW/100 kVA)	100	Rs./kVA/Month or part thereof on billing demand	510 Paise/kVAh	871.08
			11 kV Supply (load above 110 kVA and upto 1 MVA)	175	Rs./kVA/Month or part thereof on billing demand	500 Paise/kVAh	1088.28
			33 kV Supply (load above 1 MVA)	150	Rs./kVA/Month or part thereof on billing demand	490 Paise/kVAh	1001.07

18	Lakshadweep (लक्षद्वीप)	w.e.f. 01.04.2022	LT- Electric Vehicle (EV) Charging stations	Nil	620 Paise/kWh	620.00	600.00
			HT- Electric Vehicle (EV) Charging stations		600 Paise/kWh		
19	Madhya Pradesh (मध्य प्रदेश)	w.e.f. 08.04.2022	LT- E-VEHICLE/E-RICKSHAWS charging stations	100 Rs/KVA/Month or 125 Rs/KW/Month of billing demand	600 Paise/kWh	942.46	894.41
			HT- E-VEHICLE/E-RICKSHAWS charging stations	100 Rs/KVA/Month of billing demand			
20	Maharashtra-MSEDCL (महाराष्ट्र)	w.e.f. 01.04.2022	LT- Electric Vehicle (EV) Charging stations	70 Rs./KVA/Month	415 Paise/kWh (Energy charge), 135 Paise/kWh (Wheeling charge)	763.09	824.20
			HT- Electric Vehicle (EV) Charging stations	70 Rs./KVA/Month			
21	Meghalaya (मेघालय)	w.e.f. 01.04.2022	LT- Electric Vehicle (EV) Charging stations	120 Rs/ KW/ Month	970 Paise/kWh	1298.77	1800.15
			HT- Electric Vehicle (EV) Charging stations	230 Rs/ KVA/ Month	990 Paise/kVAh		
22	Puducherry (पुदुचेरी)	w.e.f. 01.04.2022	Electric Vehicle (EV) Charging stations	Nil	450 Paise/kVAh \$		500.00
23	Punjab (पंजाब)	w.e.f. 01.04.2022	Electric Vehicle (EV) Charging stations	Nil	600 Paise/kVAh	666.67	
24	Rajasthan (राजस्थान)	w.e.f. 01.09.2022	LT- Electric Vehicle (EV) Charging stations	40 Rs./HP/Month of sanctioned connected load	600 Paise/kWh	746.96	
			HT- Electric Vehicle (EV) Charging stations	135 Rs/ KVA/ Month	600 Paise/kWh		1010.96
25	Sikkim (सिक्किम)	w.e.f. 01.04.2022	Bulk Supply(Non-Commercial Supply)- Applicable to Electric Vehicle (EV) Charging stations	Monthly Minimum charge			
			i) LT (430/230 Volts) - all consumptions	150 Rs./Month/KVA for load above 45 kW and Rs.500/month for load below 45 kW	550 Paise/kWh	550.00	
			ii) HT (11 KV or 66 KV) - all consumptions		550 Paise/kWh		550.00
26	Tamil Nadu (तमिलनाडु)	w.e.f. 10.09.2022	LT- Public EV Charging stations (Time slot in hours)				
			05.00 to 10.00	100 Rs/KW/Month (0-50 kW), 300 Rs/KW/Month (50 kW-112 kW), 550 Rs/KW/Month (Above 112 kW)	1000 Paise/kWh	1821.92	
			10.00 to 14.00		800 Paise/kWh	1621.92	
			14.00 to 18.00		1000 Paise/kWh	1821.92	
			18.00 to 23.00		1200 Paise/kWh	2021.92	
			23.00 to 05.00		800 Paise/kWh	1621.92	
			HT- Public EV Charging stations (Time slot in hours)	550 Rs./KVA/Month			
			05.00 to 10.00		1000 Paise/kWh		2674.28
			10.00 to 14.00		800 Paise/kWh		2474.28
			14.00 to 18.00		1000 Paise/kWh		2674.28
18.00 to 23.00		1200 Paise/kWh		2874.28			
23.00 to 05.00		800 Paise/kWh		2474.28			
27	Telangana (तेलंगाना)	w.e.f. 01.04.2022	LT- Electric Vehicle (EV) Charging stations	50 Rs/ KW/ Month	600 Paise/kWh	736.99	
			HT- Electric Vehicle (EV) Charging stations	100 Rs./KVA/Month	600 Paise/kVAh		971.08
28	Tripura (त्रिपुरा)	w.e.f. 01.09.2022	Electric Vehicle (EV) Charging stations	45 Rs/ KW/ Month	690 Paise/kWh	813.29	
29	Uttarakhand (उत्तराखण्ड)	w.e.f. 01.04.2022	Electric Vehicle (EV) Charging stations	Nil	550 Paise/kWh	550.00	
30	Uttar Pradesh (उत्तर प्रदेश)	w.e.f. 29.07.2022	Multi Story Buildings (covered under LMV-1b)	Nil	620 Paise/kWh	620.00	
			Multi Story Buildings (covered under HV-1b)	Nil	590 Paise/kWh	590.00	
			Public charging station (LT)	Nil	770 Paise/kWh	770.00	
			Public charging station (HT)	Nil	730 Paise/kWh		730.00
31	West Bengal-WBSEDCL (पश्चिम बंगाल)	w.e.f. 01.04.2022	Electric Vehicle (EV) Charging stations				
			Peak Hours (1700-2300)	Nil	600 Paise/kWh	600.00	
			Other than peak hours	Nil	550 Paise/kWh	550.00	

Note:-

Assumed power factor= 0.9

Tariff for Charging of electric vehicle through public charging system/station in Odisha shall be covered under General Purpose (GP) category and single part tariff of Rs.5.50 per unit shall be applicable.

Tariff for EV Charging station in Haryana shall be a single part tariff equivalent to the Cost of Service(CoS) of HT and LT Supply. The CoS for HT and LT voltage levels i.e. Rs. 6.38 / Unit for HT and Rs. 6.67 / Unit for LT.

\$ This tariff is applicable only for supply at HT. In case of LT supply, tariff will be INR 0.2/kVAh higher than the above tariff.

The rates in West Bengal will be effective from the next billing month of the date of issuance of this tariff order i.e. 28.07.2022

Tariff for Electric Vehicle charging stations for rest of the States/UTs are not available in the Tariff order.

Details of electricity duty/ taxes/ cess/ surcharge in various States / Union Territories during FY 2022-23

Sl. No.	Name of States / UTs	Domestic	Commercial	Agricultural	LT-Industry	HT-Industry	Railway Traction
1	Andaman & Nicobar Islands (अंडमान एण्ड निकोबार)	Nil	Nil	Nil	Nil	Nil	Nil
2	Andhra Pradesh (आंध्र प्रदेश)	6 P/KWh	100 P/KWh	Nil	100 P/KWh	100 P/KWh	Nil
3	Arunachal Pradesh (अरुणाचल प्रदेश)	Nil	Nil	Nil	Nil	Nil	Nil
4	Assam (असम)	5%	5%	5%	5%	5%	5%
5	Bihar (बिहार)	6%	6%	6% (Excluding Agri pumping) 0.7% Agri pumping	6%	6%	-
6	Chandigarh (चंडीगढ़)	9 P/KWh	11 P/KWh	Nil	11 P/KWh	11 P/KWh	Nil
7	Chhattisgarh (छत्तीसगढ़)	11%	17%	Nil	Upto 25 HP - 4% In excess of 25 HP upto 75 HP - 5% In excess of 75 HP upto 100 HP - 7% In excess of 100 HP upto 150 HP - 8% Over 150 HP - 14%	28%	Nil
8	Dadra & Nagar Haveli (दादरा एवं नागर हवेली)	Nil	Nil	Nil	Nil	Nil	Nil
9	Daman & Diu (दमन और दीव)	Nil	Nil	Nil	Nil	Nil	Nil
10	Delhi (दिल्ली)	5%	5%	5%	5%	5%	5%
11	Goa (गोवा)	20 P/KWh	70 P/KWh	20 P/KWh	70 P/KWh	70 P/KWh	-
12	Gujarat (गुजरात)	Rural areas - 7.5% Urban areas - 15%	20%	Nil	10%	15%	-
13	Haryana (हरियाणा)	10 P/KWh	10 P/KWh	Nil	10 P/KWh	10 P/KWh	10 P/KWh
14	Himachal Pradesh (हिमाचल प्रदेश)	3%	8%	10%	2% (<50 kVA) 7% (51 to 100 kVA)	11% (Voltage <33 kV) 13% (Voltage >33 kV)	10%
15	Jammu & Kashmir (जम्मू एवं कश्मीर)	15%	15%	15%	15%	15%	Nil
16	Jharkhand (झारखंड)	6%	6%	Nil	6%	8% (upto 10 MVA) 15% (above 10 MVA)	Nil
17	Karnataka (कर्नाटक)	9%	9%	9% except on IP Sets upto and inclusive of 10HP consumers	9%	9%	9%
18	Kerala (केरल)	10%	10%	10%	10%	10 P/KWh	Nil
19	Ladakh (लद्दाख)	15%	15%	15%	15%	15%	Nil
20	Lakshadweep (लक्षद्वीप)	Nil	Nil	-	Nil	Nil	Nil
21	Madhya Pradesh (मध्य प्रदेश)	Upto 100 KWh/Month - 9% above 100 KWh/Month - 12%	Upto 50 KWh/Month - 9% In excess of 50 KWh/Month - 15%	Nil	9%	15%	Nil
22	Maharashtra (महाराष्ट्र)	16%	21% additional tax - 19.04 P/KWh	Nil	7.5% additional tax - 19.04 P/KWh	7.5% addl. tax - 19.04 P/KWh	Nil
23	Maharashtra - Mumbai-B.E.S.T. (मुंबई-बेस्ट) Mumbai-ADANI (मुंबई-अदानी विद्युत) Mumbai-TATA POWER CO. (मुंबई-टाटा)	16% additional tax - 26.04 P/KWh	21% additional tax - 34.04 P/KWh	Nil	7.5% additional tax - 34.04 P/KWh	7.5% addl. tax - 34.04 P/KWh	Nil

.....Contd. Details of electricity duty/taxes/cess/surcharge in various States / Union Territories

Sl. No.	Name of States / UTs	Domestic	Commercial	Agricultural	LT-Industry	HT-Industry	Railway Traction
24	Manipur (मणिपुर)	Nil	Nil	Nil	Nil	Nil	Nil
25	Meghalaya (मेघालय)	5 P/KWh	6 P/KWh	6 P/KWh	Upto 15000 KWh/Month - 5 paisa/kwh Next 25000 KWh/Month - 4.5 paisa/kwh Above 40000 KWh/Month - 3 paisa/kwh		Nil
26	Mizoram (मिजोरम)	Nil	Nil	Nil	Nil	Nil	Nil
27	Nagaland (नागालैंड)	Nil	Nil	Nil	Nil	Nil	Nil
28	Odisha (ओडिशा)	4%	4%	2%	5%	8%	Nil
29	Puducherry (पुदुचेरी)	Nil	Nil	Nil	Nil	Nil	Nil
30	Punjab (पंजाब)	Rural areas - 15% Urban areas - 13%	Rural areas - 15% Urban areas - 13%	Nil	Rural areas - 15% Urban areas - 13%	Rural areas - 15% Urban areas - 13%	Nil
31	Rajasthan (राजस्थान)	40 P/KWh wef 09.03.2011 Urban Cess 15 P/Kwh	40 P/KWh wef 01.09.2009 Water Cess 10 P/Kwh wef 09.03.2011 Urban Cess 15 P/Kwh	4 P/KWh	40 P/KWh wef 01.09.2009 Water Cess 10 P/Kwh wef 09.03.2011 Urban Cess 15 P/Kwh	40 P/KWh Water Cess 10 P/Kwh Urban Cess 15 P/Kwh	40 P/KWh Water Cess 10 P/Kwh Urban Cess 15 P/Kwh
32	Sikkim (सिक्किम)	Nil	Nil	Nil	Nil	Nil	Nil
33	Tamil Nadu (तमिलनाडु)	Nil	5%	Nil	5%	5%	5%
34	Telangana (तेलंगाना)	6 P/KWh	6 P/KWh	Nil	6 P/KWh	6 P/KWh	Nil
35	Tripura (त्रिपुरा)	5%	7.5%	7.5%	7.5%	7.5%	7.5%
36	Uttarakhand (उत्तराखंड)	up to 10 KW - 15 P/KWh Above 10 KW - 30 P/KWh	up to 50 KW - 15 P/KWh Green Energy Cess- 10 P/KWh Above 50 Kw - 30 P/Kwh Green Energy Cess- 10 P/KWh	Nil	up to 50 KW - 20 P/KWh Green Energy Cess- 10 P/KWh Above 50 KW to 75KW - 40 P/KWh Green Energy Cess- 10 P/KWh	50 P/KWh Green Energy Cess- 10 P/KWh	Nil
37	Uttar Pradesh (उत्तर प्रदेश)	5%	7.5%	Nil	7.5%	7.5%	Nil
38	West Bengal (पश्चिम बंगाल)	LV&MV Upto 300 KWh/Month - Nil Above 300 KWh/Month - 10% HV- 15%	LV&MV Upto 150 KWh/Month - Nil >150 but <=500 KWh/Month - 10% >500 but <=1000 KWh/Month - 12.5% >1000 KWh/Month - 15% HV- 17.5%	Nil	Upto 500 KWh/Month - Nil >500 but <=2000 KWh/Month - 2.5% >2000 but <=3500 KWh/Month - 7.5% >3500 KWh/Month - 12.5%	15%	Nil

Note: 1. In Chhattisgarh, Delhi, Himachal Pradesh, Jammu & Kashmir, Jharkhand, Kamataka, Kerala, Ladakh & Odisha electricity duty is charged on the energy charge only.
2. In Rajasthan, if domestic consumers consume less than 100 units per month, no urban cess will be charged.

Summary of Time of the Day (TOD) Tariff Schemes in various states/Uts for FY 2022-23

Sl. No.	Name of State/Utility & Time Period	Effective dates	Consumer Category & TOD Charges applicable
1	Andhra Pradesh (ఆంధ్ర ప్రదేశ్)	w.e.f. 01.04.2022	HT - II (A) (i)
	Peak (1800 Hrs- 2200 Hrs)		100 Paise/kVAh in addition to normal energy charges at respective voltages
	(High Grid Demand) (Feb'23- Mar'23), (Apr'22- May'22) & (Sep'22-Oct'22)		HT-III(A)
	Peak (0600 Hrs- 1000 Hrs) & (1800 Hrs- 2200 Hrs)		150 Paise/kVAh in addition to normal energy charges at respective voltages
	Off Peak (1000 Hrs-1500 Hrs) & (0000 Hrs- 0600 Hrs)		75 Paise/kVAh in reduction to normal energy charges at respective voltages
	(Low Grid Demand) (Jun'22-Aug'22) & (Nov'22-Jan'23)		HT-III(A)
	Peak (0600 Hrs- 1000 Hrs) & (1800 Hrs- 2200 Hrs)		100 Paise/kVAh in addition to normal energy charges at respective voltages
	Off Peak (1000 Hrs-1500 Hrs) & (0000 Hrs- 0600 Hrs)		75 Paise/kVAh in reduction to normal energy charges at respective voltages
2	Assam (অসম)	w.e.f. 01.04.2022	LT-I (A)
	1000 Hrs- 1200 Hrs		ToD Rebate of 100 Paise/unit for consumers whose consumption is more than 500 units/month
3	Bihar (बिहार)	w.e.f. 01.04.2022	LT- VIII, HT-V(A), HT-V(B), HT-V(C) (Option-1), HT-VI, HT-VII
	0600 Hrs - 1700 Hrs (normal)		0 Paise/kWh in addition to the normal energy charges at respective voltages
	1700 Hrs - 2200 Hrs (peak)		(+200 Paise/kWh in addition to the normal energy charges at respective voltages
4	Chandigarh (ਚੰਡੀਗੜ੍ਹ)	w.e.f. 01.07.2022	(-200 Paise/kWh in addition to the normal energy charges at respective voltages
	2200 Hrs - 0600 Hrs (night off-peak)		All HT Consumers, Consumers under LTIS-I, LTIS-II and PWW shall have the option to take TOD tariff instead of normal tariff given in the Schedule
	Normal period (0500 Hrs - 1700 Hrs)		Normal rate of energy charges
	Evening peak load period (1700 Hrs - 2300 Hrs)		110% of normal rate of energy charges
5	Chhattisgarh (छत्तीसगढ़)	w.e.f. 01.04.2022	90% of normal rate of energy charges
	Off-peak load period (2300 Hrs - 0500 Hrs)		For HV-2, HV-3 & HV-4 categories of consumers
	Normal period (0600 Hrs - 1800 Hrs)		Normal rate of energy charge
6	Daman & Diu (दमन और दीव)	w.e.f. 01.04.2022	120% of normal rate of energy charge
	Evening Peak load period (1800 Hrs - 2200 Hrs)		90% of normal rate of energy charges
	Off-peak load period (2200 Hrs - 0600 Hrs)		HT/EHT Consumer
7	Delhi (BYPL, BRPL, NDPL-TPDDL & NDMC) (दिल्ली)	w.e.f. 01.10.2021	Normal rate of energy charges
	May-September (Peak hours) 1400 Hrs - 1700 Hrs & 2200 Hrs- 0100 Hrs		20% surcharge on energy charges
	May-September (Off-peak hours) 0400 Hrs - 1000 Hrs		20 % rebate on energy charges
8	Goa (गोवा)	w.e.f. 01.04.2022	Mandatory for EHT & HT Consumer and optional for LT- Industrial & Commercial consumer
	Normal period (0700 Hrs - 1800 Hrs)		Normal rate of energy charges
	Evening Peak load period (1800 Hrs - 2300 Hrs)		120% of normal rate of energy charge
	Off-peak load period (2300 Hrs - 0700 Hrs)		90% of normal rate of energy charge
9	Gujarat (ગુજરાત)	w.e.f. 01.04.2022	For HTP-I, HTP-II & HTP-III Consumers with Contracted load of 100 KVA and above
	Morning Peak hours (0700 Hrs - 1100 Hrs) and Evening Peak hours (1800 Hrs - 2200 Hrs)		85 Paise/KWh in addition to normal energy charge for HTP-III
	a) For billing demand upto 500 KVA		45 Paise/KWh in addition to normal energy charge for HTP-I and HTP-II
	b) For billing demand above 500 KVA		85 Paise/KWh in addition to normal energy charge for HTP-I and HTP-II
	Time of Use Discount during off-peak hours		For Water Works consumers for connected load of 50 HP and above
	Off-peak period (1100 Hrs to 1800 Hrs)		40 Paise/KWh
	Night hours (2200 Hrs to 0600 Hrs next day)		85 Paise/KWh

..... Contd. Summary of Time of the Day (TOD) Tariff Schemes in various states

10	Gujarat-(Torrent Power Ltd., Ahmedabad) (टॉरेंट पावर लि.,अहमदाबाद) i) For April to October period (1200 Hrs - 1700 Hrs & 1830 Hrs - 2130 Hrs) and ii) For November to March period (0800 Hrs - 1200 Hrs & 1800 Hrs - 2200 Hrs) (a) Billing demand upto 300 KW (b) Billing demand above 300 KW i) For April to October period (1200 Hrs - 1700 Hrs & 1830 Hrs - 2130 Hrs) and ii) For November to March period (0800 Hrs - 1200 Hrs & 1800 Hrs - 2200 Hrs)	w.e.f. 01.04.2022	HT Consumers (HTMD-I, HTMD-II & HTMD-III)	
			60 Paise/KWh in addition to normal energy charge for HTMD-II and HTMD-III	
			80 Paise/KWh in addition to normal energy charge for HTMD-I	
			100 Paise/KWh in addition to normal energy charge for HTMD-I	
11	Gujarat-(Torrent Power Ltd., Surat) (टॉरेंट पावर लि., सुरत) Morning Peak hours (0700 Hrs - 1100 Hrs) and Evening Peak hours (1800 Hrs - 2200 Hrs) (a) Billing demand upto 500 KVA (b) Billing demand above 500 KVA i) For April to October period (1200 Hrs - 1700 Hrs & 1830 Hrs - 2130 Hrs) and ii) For November to March period (0800 Hrs - 1200 Hrs & 1800 Hrs - 2200 Hrs)	w.e.f. 01.04.2022	HT Consumers (HTMD-I, HTMD-II & HTMD-III) with Contracted load of 100 KVA and above	
			65 Paise/KWh in addition to normal energy charge for HTMD-I	
			45 Paise/KWh in addition to normal energy charge for HTMD-II and HTMD-III	
			100 Paise/KWh in addition to normal energy charge for HTMD-I	
12	Jammu & Kashmir (जम्मू एवं कश्मीर) Normal Period Peak load period (0600 Hrs to 0800 Hrs) and (1800 Hrs - 2200 Hrs) Off-peak load period (2300 Hrs - 0500 Hrs)	w.e.f. 13.10.2022	Applicable only for 33 kV and above supply for Sch. 9, 10, 11, 13, 14	
			Normal rate of energy charge	
			110% of normal rate of energy charge	
			90% of normal rate of energy charge	
13	Jharkhand (झारखंड) Peak hours (0600 Hrs- 1000 Hrs) & (1800 Hrs- 2200 Hrs) Normal Hours (1000 Hrs- 1800 Hrs) Off-peak period (2200 Hrs - 0600 Hrs)	w.e.f. 01.10.2020	Applicable as an option to HTS and HT Institutional Consumers	
			120% of normal rate of energy charge	
			100% of normal rate of energy charge	
			85% of normal rate of energy charge	
14	Karnataka (कर्नाटक) 0600 Hrs - 1000 Hrs 1000 Hrs - 1800 Hrs 1800 Hrs - 2200 Hrs 2200 Hrs - 0600 Hrs	w.e.f. 01.04.2022	HT 2 (a), HT 2(b) and HT 2(c) category (Other than BMRCL and Railway Traction), LT-5(a) & (b), HT-1 at the option Consumer and power supply availed under HT supply for charging the Electric Motor Vehicle in the Depots of BMTC KSTRC / NEKRTC / NWKRTC only.	
			0	
			0	
			From July to November (monsoon period) - 0 , From December to June (+) 100 Paise per kWh From July to November (monsoon period) - 0 , From December to June (-) 100 Paise per kWh	
15	Kerala (केरल) Normal period (0600 Hrs - 1800 Hrs) Evening Peak period (1800 Hrs - 2200 Hrs) Off-peak period (2200 Hrs - 0600 Hrs)	w.e.f. 26.06.2022	EHT, HT(except HT-V Domestic) and LT Industrial Consumers (load of and above 20 kW)	
			100% of energy charges	
			150% of energy charges	
			75% of energy charges	
16	Ladakh (लद्दाख) Normal Period Peak load period (0600 Hrs to 0800 Hrs) and (1800 Hrs - 2200 Hrs) Off-peak load period (2300 Hrs - 0500 Hrs)	w.e.f. 01.10.2022	Applicable only for 33 kV and above supply for Sch. 9, 10, 11, 13, 14	
			Normal rate of energy charge	
			110% of normal rate of energy charge	
			90% of normal rate of energy charge	
17	Madhya Pradesh (मध्य प्रदेश) Normal load period (i.e. Hours excluding Off peak hours) Off-peak load period (2200 Hrs - 0600 Hrs) Normal load period (i.e. Hours excluding Off peak hours) Off-peak load period (2200 Hrs - 0600 Hrs)	w.e.f. 08.04.2022	HV-2, HV-3, HV-4 and HV-5 (April to October)	
			Normal rate of energy charge	
			10% of normal rate of energy charge as rebate (Nov to March)	
			Normal rate of energy charge	
		20% of normal rate of energy charge as rebate		

..... Contd. Summary of Time of the Day (TOD) Tariff Schemes in various states

18	Maharashtra-MSEDCL (महाराष्ट्र)	w.e.f. 01.04.2022	LT-II(B), LT-II(C), LT-III, LT-V(ii), LT-VII (A)(ii), LT-VII (A)(iii), LT-VII (B)(ii), LT-VII (B)(iii), LT-VIII, HT-I, HT-II, HT-IV, HT-IX and optional for LT-II(A),LT-V(i),LT-VII (A)(i),LT-VII (B)(i) (above base tariff)
	0600 Hrs - 0900 Hrs & 1200 Hrs - 1800 Hrs		Nil
	0900 Hrs - 1200 Hrs		(+)80 Paise/KWh
	1800 Hrs - 2200 Hrs		(+)110 Paise/KWh
	2200 Hrs - 0600 Hrs		(-)150 Paise/KWh
19	Mumbai-B.E.S.T, TATA Power Co.(मुंबई-बेस्ट, टाटा)	w.e.f. 01.04.2022	LT-II(B), LT-II(C), LT-III(B), LT-IV(sanctioned load above 20 kW), LT-VI, HT-I, HT-II, HT-V & HT-VI and optional for LT-II(A), LT-III(A), LT-IV(sanctioned load upto 20 kW) (above base tariff)
	0600 Hrs - 0900 Hrs		Nil
	0900 Hrs - 1200 Hrs		(+)50 Paise/KWh
	1200 Hrs - 1800 Hrs		Nil
	1800 Hrs - 2200 Hrs		(+)100 Paise/KWh
	2200 Hrs - 0600 Hrs		(-)75 Paise/KWh
20	Mumbai-Adani.(मुंबई-अदानी विद्युत)	w.e.f. 01.04.2022	LT-II(B), LT-II(C), LT-III(B), LT-IV(with load above 20 kW), LT-V, HT-I, HT-II, HT-V, HT-VI and optional for LT-II(A), LT-III(A), LT-IV(with load upto 20 kW) (above base tariff)
	0600 Hrs - 0900 Hrs		Nil
	0900 Hrs - 1200 Hrs		(+)50 Paise/KWh
	1200 Hrs - 1800 Hrs		Nil
	1800 Hrs - 2200 Hrs		(+)100 Paise/KWh
	2200 Hrs - 0600 Hrs		(-)75 Paise/KWh
21	Meghalaya (मेघालय)	w.e.f. 01.04.2022	Industrial HT/ EHT Consumers
	Normal period (0600 Hrs - 1700 Hrs)		Normal Tariff
	Evening Peak load period (1700 Hrs - 2300 Hrs)		(+) 20% of Normal Tariff
	Off-peak load period (2300 Hrs - 0600 Hrs)		(-) 15% of Normal Tariff
22	Odisha (ओडिशा)	w.e.f. 01.04.2022	Three phase consumers with static meters excluding public lighting, emergency supply to CGP, LT domestic and LT General purpose categories
	Off-peak (2200 Hrs- 0600 Hrs)		ToD rebate of 20 paise/unit
23	Puducherry (पुदुचेरी)	w.e.f. 01.04.2022	HT/ EHT Consumers (Optional)
	Normal period (0600 Hrs - 1800 Hrs)		Normal rate of energy charges
	Evening Peak load period (1800 Hrs - 2200 Hrs)		120% of normal rate of energy charges
	Off-peak load period (2200 Hrs - 0600 Hrs)		90% of normal rate of energy charges
24	Punjab (पंजाब)	w.e.f. 01.04.2022	Medium Supply/Large Supply Industrial Category consumers, EV charging stations and NRS/BS consumers (with sanctioned Contract Demand exceeding 100 kVA)
	1st April to 31st May		Normal Tariff
	06.00 AM to 06.00 PM		Normal Tariff
	06.00 PM to 10.00 PM		Normal Tariff minus 125 paise/kVAh
	10.00 PM to 06.00 AM (next day)		Normal Tariff
	1st June to 30th September		Normal Tariff
	06.00 AM to 06.00 PM		Normal Tariff plus 200 paise/kVAh
	06.00 PM to 10.00 PM		Normal Tariff
	10.00 PM to 06.00 AM (next day)		Normal Tariff
	1st October to 31st March		Normal Tariff
	06.00 AM to 06.00 PM		Normal Tariff
	06.00 PM to 10.00 PM		Normal Tariff
	10.00 PM to 06.00 AM (next day)		Normal Tariff minus 125 paise/kVAh
25	Rajasthan (राजस्थान)	w.e.f. 01.09.2022	Large Industrial Service (HT-5) and Electric Vehicle (LT-8 and HT-6) charging station
	Off peak hours		Rebate on EC
	12 AM - 6 AM (6 hours)		7.5%
	Peak hours		Surcharge on EC
	6 AM - 10 AM (4 hours)		5%

..... Contd. Summary of Time of the Day (TOD) Tariff Schemes in various states

26	Tamil Nadu (தமிழ்நாடு) Peak (0600 Hrs - 1000 Hrs & 1800 Hrs - 2200 Hrs) Off Peak (2200 Hrs - 0500 Hrs)	w.e.f. 10.09.2022	All HT Consumers except HT Lift Irrigation, HT V(EV PCS) and Temporary supply 25% extra on the energy charges 5% reduction on the energy charges																																									
27	Telangana (తెలంగాణ) Peak (0600 Hrs - 1000 Hrs & 1800 Hrs - 2200 Hrs) Off Peak (2200 Hrs - 0600 Hrs)	w.e.f. 01.04.2022	For HT Consumers (HT - I (A), HT - II & HT - III) Voltage Supply - 11 kV, 33 kV, 132 kV & above 100 Paise/kVAh in addition to the normal energy charges at respective voltages 100 Paise/kVAh in reduction to the normal energy charges at respective voltages																																									
28	Tripura (ত্রিপুরা) Normal period (0500 Hrs - 1700 Hrs) Evening Peak load period (1700 Hrs - 2300 Hrs) Off-peak load period (2300 Hrs - 0500 Hrs)	w.e.f. 01.09.2022	Industrial, Tea/Coffee/Rubber Garden, Bulk Supply, Water Works & Irrigation Consumers (Optional) Normal rate of energy charges 140% of normal rate of energy charge 60% of normal rate of energy charge																																									
29	Uttarakhand (उत्तराखण्ड) Season/ Time of day Winters 1st October - 31st March Summers 1st April - 30th September For LT Industry - Energy Charges For HT Industry - Energy Charges Load Factor upto 40% Load Factor above 40%	w.e.f. 01.04.2022	LT Industry (with load above 25 kW) & HT Industrial <table border="1"> <thead> <tr> <th>Normal Hours</th> <th>Peak Hours</th> <th>Off-peak Hours</th> </tr> </thead> <tbody> <tr> <td>0800 - 1800 Hrs</td> <td>0600-0800 & 1800-2200 Hrs</td> <td>2200 - 0600 Hrs</td> </tr> <tr> <td>0700 - 1800 Hrs</td> <td>1800 - 2300 Hrs</td> <td>2300 - 0700 Hrs</td> </tr> <tr> <td>450 Paise/kVAh</td> <td>585 Paise/kVAh</td> <td>360 Paise/kVAh</td> </tr> <tr> <td>480 Paise/kVAh</td> <td>676 Paise/kVAh</td> <td>384 Paise/kVAh</td> </tr> <tr> <td>520 Paise/kVAh</td> <td>676 Paise/kVAh</td> <td>416 Paise/kVAh</td> </tr> </tbody> </table>			Normal Hours	Peak Hours	Off-peak Hours	0800 - 1800 Hrs	0600-0800 & 1800-2200 Hrs	2200 - 0600 Hrs	0700 - 1800 Hrs	1800 - 2300 Hrs	2300 - 0700 Hrs	450 Paise/kVAh	585 Paise/kVAh	360 Paise/kVAh	480 Paise/kVAh	676 Paise/kVAh	384 Paise/kVAh	520 Paise/kVAh	676 Paise/kVAh	416 Paise/kVAh																					
Normal Hours	Peak Hours	Off-peak Hours																																										
0800 - 1800 Hrs	0600-0800 & 1800-2200 Hrs	2200 - 0600 Hrs																																										
0700 - 1800 Hrs	1800 - 2300 Hrs	2300 - 0700 Hrs																																										
450 Paise/kVAh	585 Paise/kVAh	360 Paise/kVAh																																										
480 Paise/kVAh	676 Paise/kVAh	384 Paise/kVAh																																										
520 Paise/kVAh	676 Paise/kVAh	416 Paise/kVAh																																										
30	Uttar Pradesh (उत्तर प्रदेश) 1800 Hrs - 0600 Hrs 0600 Hrs - 1800 Hrs Summer Months (April to September) 0500 Hrs - 1100 Hrs 2300 Hrs - 0500 Hrs, 1100 Hrs - 1700 Hrs 1700 Hrs - 2300 Hrs Winter Months (October to March) 2300 Hrs - 0500 Hrs 0500 Hrs - 1100 Hrs, 1100 Hrs - 1700 Hrs 1700 Hrs - 2300 Hrs	w.e.f. 29.07.2022	Public Lamps (Metered Supply)-LMV-3 Normal rate of energy charge 120% of normal rate of energy charge Small & Medium Power, Public charging Stations and Large & Heavy Power 85% of normal rate of energy charge Normal rate of energy charge 115% of normal rate of energy charge 85% of normal rate of energy charge Normal rate of energy charge 115% of normal rate of energy charge																																									
31	West Bengal-WBSEDCL (পশ্চিম বঙ্গাল) Season/ Time of day Irrigation pumping for agriculture (Metered) Commercial Plantation Short Term Irrigation Supply Short Term Supply for Commercial Plantation Short Term Supply Emergency Supply Construction Power Supply Common Services of Industrial Estates i) Industries (220 KV) 06.00 hrs to 17.00 hrs 17.00 hrs to 23.00 hrs 23.00 hrs to 06.00 hrs	w.e.f. 01.04.2022	Low & Medium Voltage Consumers <table border="1"> <thead> <tr> <th>0600 Hrs - 1700 Hrs</th> <th>1700 Hrs - 2300 Hrs</th> <th>2300 Hrs - 0600 Hrs</th> </tr> </thead> <tbody> <tr> <td>401 Paise/kWh</td> <td>771 Paise/kWh</td> <td>265 Paise/kWh</td> </tr> <tr> <td>743 Paise/kWh</td> <td>898 Paise/kWh</td> <td>704 Paise/kWh</td> </tr> <tr> <td>470 Paise/kWh</td> <td>848 Paise/kWh</td> <td>302 Paise/kWh</td> </tr> <tr> <td>743 Paise/kWh</td> <td>946 Paise/kWh</td> <td>702 Paise/kWh</td> </tr> <tr> <td>781 Paise/kWh</td> <td>849 Paise/kWh</td> <td>738 Paise/kWh</td> </tr> <tr> <td>795 Paise/kWh</td> <td>956 Paise/kWh</td> <td>755 Paise/kWh</td> </tr> <tr> <td>795 Paise/kWh</td> <td>956 Paise/kWh</td> <td>755 Paise/kWh</td> </tr> <tr> <td>795 Paise/kWh</td> <td>956 Paise/kWh</td> <td>755 Paise/kWh</td> </tr> </tbody> </table> High & Extra High Voltage Consumers <table border="1"> <thead> <tr> <th>Summer</th> <th>Monsoon</th> <th>Winter</th> </tr> </thead> <tbody> <tr> <td>654 Paise/kWh</td> <td>652 Paise/kWh</td> <td>650 Paise/kWh</td> </tr> <tr> <td>780 Paise/kWh</td> <td>777 Paise/kWh</td> <td>774 Paise/kWh</td> </tr> <tr> <td>496 Paise/kWh</td> <td>495 Paise/kWh</td> <td>494 Paise/kWh</td> </tr> </tbody> </table>			0600 Hrs - 1700 Hrs	1700 Hrs - 2300 Hrs	2300 Hrs - 0600 Hrs	401 Paise/kWh	771 Paise/kWh	265 Paise/kWh	743 Paise/kWh	898 Paise/kWh	704 Paise/kWh	470 Paise/kWh	848 Paise/kWh	302 Paise/kWh	743 Paise/kWh	946 Paise/kWh	702 Paise/kWh	781 Paise/kWh	849 Paise/kWh	738 Paise/kWh	795 Paise/kWh	956 Paise/kWh	755 Paise/kWh	795 Paise/kWh	956 Paise/kWh	755 Paise/kWh	795 Paise/kWh	956 Paise/kWh	755 Paise/kWh	Summer	Monsoon	Winter	654 Paise/kWh	652 Paise/kWh	650 Paise/kWh	780 Paise/kWh	777 Paise/kWh	774 Paise/kWh	496 Paise/kWh	495 Paise/kWh	494 Paise/kWh
0600 Hrs - 1700 Hrs	1700 Hrs - 2300 Hrs	2300 Hrs - 0600 Hrs																																										
401 Paise/kWh	771 Paise/kWh	265 Paise/kWh																																										
743 Paise/kWh	898 Paise/kWh	704 Paise/kWh																																										
470 Paise/kWh	848 Paise/kWh	302 Paise/kWh																																										
743 Paise/kWh	946 Paise/kWh	702 Paise/kWh																																										
781 Paise/kWh	849 Paise/kWh	738 Paise/kWh																																										
795 Paise/kWh	956 Paise/kWh	755 Paise/kWh																																										
795 Paise/kWh	956 Paise/kWh	755 Paise/kWh																																										
795 Paise/kWh	956 Paise/kWh	755 Paise/kWh																																										
Summer	Monsoon	Winter																																										
654 Paise/kWh	652 Paise/kWh	650 Paise/kWh																																										
780 Paise/kWh	777 Paise/kWh	774 Paise/kWh																																										
496 Paise/kWh	495 Paise/kWh	494 Paise/kWh																																										

..... Contd. Summary of Time of the Day (TOD) Tariff Schemes in various states

ii) Industries (400 KV)	Summer	Monsoon	Winter
06.00 hrs to 17.00 hrs	634 Paise/kWh	632 Paise/kWh	630 Paise/kWh
17.00 hrs to 23.00 hrs	756 Paise/kWh	753 Paise/kWh	750 Paise/kWh
23.00 hrs to 06.00 hrs	481 Paise/kWh	480 Paise/kWh	479 Paise/kWh
iii)Community Irrigation/ Irrigation	Summer	Monsoon	Winter
06.00 hrs to 17.00 hrs	706 Paise/kWh	704 Paise/kWh	705 Paise/kWh
17.00 hrs to 23.00 hrs	1032 Paise/kWh	1029 Paise/kWh	1031 Paise/kWh
23.00 hrs to 06.00 hrs	425 Paise/kWh	423 Paise/kWh	424 Paise/kWh
(iv) Commercial plantation	Summer	Monsoon	Winter
06.00 hrs to 17.00 hrs	766 Paise/kWh	764 Paise/kWh	762 Paise/kWh
17.00 hrs to 23.00 hrs	1048 Paise/kWh	1045 Paise/kWh	1042 Paise/kWh
23.00 hrs to 06.00 hrs	532 Paise/kWh	531 Paise/kWh	530 Paise/kWh
(v) Short Term Irrigation Supply	Summer	Monsoon	Winter
06.00 hrs to 17.00 hrs	746 Paise/kWh	742 Paise/kWh	744 Paise/kWh
17.00 hrs to 23.00 hrs	1095 Paise/kWh	1089 Paise/kWh	1092 Paise/kWh
23.00 hrs to 06.00 hrs	445 Paise/kWh	443 Paise/kWh	444 Paise/kWh
(vi) Short Term Supply for Commercial Plantation	Summer	Monsoon	Winter
06.00 hrs to 17.00 hrs	766 Paise/kWh	764 Paise/kWh	762 Paise/kWh
17.00 hrs to 23.00 hrs	1048 Paise/kWh	1045 Paise/kWh	1042 Paise/kWh
23.00 hrs to 06.00 hrs	532 Paise/kWh	531 Paise/kWh	530 Paise/kWh
(vii)Emergency Supply	Summer	Monsoon	Winter
06.00 hrs to 17.00 hrs	775 Paise/kWh	773 Paise/kWh	771 Paise/kWh
17.00 hrs to 23.00 hrs	1080 Paise/kWh	1077 Paise/kWh	1074 Paise/kWh
23.00 hrs to 06.00 hrs	522 Paise/kWh	520 Paise/kWh	518 Paise/kWh
(viii)Construction Power Supply	Summer	Monsoon	Winter
06.00 hrs to 17.00 hrs	775 Paise/kWh	773 Paise/kWh	771 Paise/kWh
17.00 hrs to 23.00 hrs	1080 Paise/kWh	1077 Paise/kWh	1074 Paise/kWh
23.00 hrs to 06.00 hrs	522 Paise/kWh	520 Paise/kWh	518 Paise/kWh
(ix)Common Services of Industrial Estate	Summer	Monsoon	Winter
06.00 hrs to 17.00 hrs	795 Paise/kWh	793 Paise/kWh	791 Paise/kWh
17.00 hrs to 23.00 hrs	1104 Paise/kWh	1101 Paise/kWh	1098 Paise/kWh
23.00 hrs to 06.00 hrs	651 Paise/kWh	650 Paise/kWh	649 Paise/kWh
(x)Short-term Supply	Summer	Monsoon	Winter
06.00 hrs to 17.00 hrs	770 Paise/kWh	768 Paise/kWh	766 Paise/kWh
17.00 hrs to 23.00 hrs	1073 Paise/kWh	1071 Paise/kWh	1069 Paise/kWh
23.00 hrs to 06.00 hrs	527 Paise/kWh	525 Paise/kWh	523 Paise/kWh

Summary of power supply schemes for Kutir Jyoti/ Bhagyajyothi/ Below Poverty Line (BPL)/ Jeevan Dhara/ Life Line and Low Income Group Consumers for FY 2022-23

Sl. No.	States/Utility	Effective date	Consumers category	Description	Fixed charge	Energy Charge (Paise/kWh)
1	Andaman & Nicobar Islands (अंडमान एण्ड निकोबार)	w.e.f. 01.08.2022	Life line	Domestic consumers with monthly consumption of upto 100 units and below	15 Rs./connection/month or part thereof	210
2	Arunachal Pradesh (अरुणाचल प्रदेश)	w.e.f. 01.06.2018	KJP & BPL	AC 50 Hz, 1-phase, 230 V		265
3	Assam (असम)	w.e.f. 01.04.2022	Jeevan Dhara	Upto 0.5 KW & consumption upto 45 kWh/month	30 Rs./month	465
4	Bihar (बिहार)	w.e.f. 01.04.2022	Kutir Jyoti-BPL	Kutir Jyoti-BPL Consumers (Consumption upto 50 kWh/Month) Metered Supply K.J. First 50 Units Remaining units	10 Rs./connection/Month	610 as per DS-I (metered) or DS-II as applicable
5	Dadra & Nagar Haveli (दादरा एवं नागर हवेली)	w.e.f. 01.04.2022	Low income group	With connected load 2X40 Watt bulb only	10 Rs./kW/month	100
6	Daman & Diu (दमन और दीव)	w.e.f. 01.04.2022	Low income group	With connected load 2X40 Watt bulb only	10 Rs./kW/month	100
7	Goa (गोवा)	w.e.f. 01.04.2022	Low Income Group	With sanctioned load upto 0.25 KW and who consume up to 50 units per month	20 Rs./kW/month	Nil
8	Gujarat (गुजरात)	w.e.f. 01.04.2022	Below poverty line	First 50 kWh/month Remaining units	5 Rs./month	150 As per RGP
9	Torrent Power Ltd., Ahmedabad (टॉरेंट पावर लि., अहमदाबाद)	w.e.f. 01.04.2022	Below poverty line	First 50 kWh/month Remaining units	5 Rs./month	150 As per RGP
10	Torrent Power Ltd., Surat (टॉरेंट पावर लि., सुरत)	w.e.f. 01.04.2022	Below poverty line	First 50 kWh/month Remaining units	5 Rs./month	150 As per Residential
11	Himachal Pradesh (हिमाचल प्रदेश)	w.e.f. 01.04.2022	Life line Consumers in Tribal and Difficult areas	Upto 60 kWh/month	55 Rs./month	350
12	Jammu & Kashmir (जम्मू एवं कश्मीर)	w.e.f. 13.10.2022	Below Poverty line (BPL)	Upto 30 units/month	5 Rs./kW/month	125
13	Karnataka (कर्नाटक)	w.e.f. 01.04.2022	Bhagyajyothi / Kutirajyothi	Upto 40 kWh/month		Nil
14	Kerala (केरल)	w.e.f. 26.06.2022	Below Poverty line (BPL)	0-40 Units for Connected load upto 1000 Watts	Nil	150
15	Ladakh (लद्दाख)	w.e.f. 01.10.2022	Below Poverty line (BPL)	Upto 30 units/month	5 Rs./kW/month	125
16	Lakshadweep (लक्षद्वीप)	w.e.f. 01.04.2022	Life line	Upto 100 units	10 Rs./kW/month	125

17	Madhya Pradesh (मध्य प्रदेश)	w.e.f. 08.04.2022	Dharmshalas, Gaushalas, Old age homes etc.	Consumption upto 30 KWh/Month & load upto 100 Watts	Nil	334
18	Maharashtra-MSEDCL (महाराष्ट्र)	w.e.f. 01.04.2022	Below Poverty line (BPL)	With sanctioned load upto 0.25kW and Consumption upto 30 KWh/Month	28 Rs./month	116
19	Mumbai-B.E.S.T. (मुंबई-बेस्ट)	w.e.f. 01.04.2022	Below Poverty line (BPL)	With sanctioned load upto 0.25kW and Consumption upto 30 KWh/Month	10 Rs./month	268
20	Mumbai-ADANI (मुंबई-अदानी विद्युत)	w.e.f. 01.04.2022	Below Poverty line (BPL)	With sanctioned load upto 0.25kW and Consumption upto 30 KWh/Month	10 Rs./month	247
21	Mumbai-TATA POWER CO. (मुंबई-टाटा)	w.e.f. 01.04.2022	Below Poverty line (BPL)	With sanctioned load upto 0.25kW and Consumption upto 360 KWh/Annum	10 Rs./month	279
22	Manipur (मणीपुर)	w.e.f. 01.04.2022	Kutir Jyoti	Single light point connection for total consumption in three months upto 45 units		
				Metered Supply		
				All units	25 Rs./month	210
23	Meghalaya (मेघालय)	w.e.f. 01.04.2022	Kutir Jyoti / BPL	Metered (For consumption upto 30 units/month only)	Nil	365
				Unmetered	170 Rs./Connection/month	
24	Mizoram (मिजोरम)	w.e.f. 01.04.2022	Kutir Jyoti	Single light point connection for total consumption in three months upto 45 units		
				Metered Supply		
				1-20 KWh/Month for all units	25 Rs./Connection/month	255
				Above 20 KWh/Month for all units		355
25	Odisha (ओडिशा)	w.e.f. 01.04.2022	Kutir Jyoti	Upto 30 KWh/Month	80 Rs./month	Nil
26	Puducherry (पुदुचेरी)	w.e.f. 01.04.2022	Lifeline Services	0-50 units per month	10 Rs./kW/month	125
27	Rajasthan (राजस्थान)	w.e.f. 01.09.2022	Below Poverty line (BPL)	Upto 50 units	100 Rs./Connection/month	350
28	Tripura (त्रिपुरा)	w.e.f. 01.09.2022	Kutir Jyoti	Upto to 15 kWh/Month	58 Rs./Connection/month	Nil
29	Uttarakhand (उत्तराखण्ड)	w.e.f. 01.04.2022	Life line	For load upto 1 kW and consumption upto 60 kWh/Month	18 Rs./month	165
30	Uttar Pradesh (उत्तर प्रदेश)	w.e.f. 29.07.2022	Life Line	For contracted load of 1 kW and consumption upto 100 kWh/month	50 Rs./kW/month	300
31	West Bengal-WBSEDCL (पश्चिम बंगाल)	w.e.f. 01.04.2022	Life Line	Upto 75 KWh/quarter	5 Rs./kVA/month	379

Statewise details of consumer categories where subsidy has been provided by Government on both Fixed Charge as well as Energy Charge as obtained from State Energy Departments/tariff order of SERCs for FY 2022-23

SI No	Name of State	Name of category	Slab	Fixed charge without subsidy	Energy charge without subsidy	Subsidy from Government on Fixed charge	Subsidy from Government on Energy charge	Fixed charges after subsidy	Energy charges after subsidy
				Rs/month	Rs/unit	Rs/month	Rs/unit	Rs/month	Rs/unit
1	Andhra Pradesh (ఆంధ్ర ప్రదేశ్)	Dhobighats (Free power onpar with Agriculture free power category)	NIL	Rs. 20 per month/KW subject to a minimum of Rs. 30/- per month	3.75	Rs. 20 per month/KW subject to a minimum of Rs. 30/- per month	3.75	NIL	NIL
		Goldsmiths (Upto 100 units/month to the shops of professional Goldsmiths)	0-100 units	Rs. 20 per month/KW subject to a minimum of Rs. 30/- per month	3.75	Rs. 20 per month/KW subject to a minimum of Rs. 30/- per month	3.75	NIL	NIL
		Landries (upto 150 units free run by Rajaka community)	0-50 units	75.00	5.40	75.00	5.40	NIL	NIL
			51-100 units	75.00	7.65	75.00	7.65	NIL	NIL
			101-150 units	75.00	9.05	75.00	9.05	NIL	NIL
		Naye Brahmin Community (upto 150 units free)	0-50 units	75.00	5.40	75.00	5.40	NIL	NIL
			51-100 units	75.00	7.65	75.00	7.65	NIL	NIL
			101-150 units	75.00	9.05	75.00	9.05	NIL	NIL
		SC/ST Category (upto 200 units free)	0-30 units	10.00	1.90	10.00	1.90	NIL	NIL
			31-75 units	10.00	3.00	10.00	3.00	NIL	NIL
			76-125 units	10.00	4.50	10.00	4.50	NIL	NIL
			126-200 units	10.00	6.00	10.00	6.00	NIL	NIL
		MBC Communities (Upto 100 units free to BPL households)	0-30 units	10.00	1.90	10.00	1.90	NIL	NIL
			31-75 units	10.00	3.00	10.00	3.00	NIL	NIL
			76-100 units	10.00	4.50	10.00	4.50	NIL	NIL
		Handlooms (upto 100 units free)	0-30 units	10.00	1.90	10.00	1.90	NIL	NIL
			31-75 units	10.00	3.00	10.00	3.00	NIL	NIL
		76-100 units	10.00	4.50	10.00	4.50	NIL	NIL	
2	Bihar (बिहार)	Irrigation & Allied Services							
		IAS-I	Unmetered	800.00	-	716.00	-	84.00	-
			Metered	30.00	5.55	30.00	4.85	0.00	0.70
		IAS-II	Metered	240.00	5.90	240.00	5.25	0.00	0.65
Public Service Connections	Har Ghar Nal	40.00	6.70	40.00	4.10	0.00	2.60		
3	Chhattisgarh (छत्तीसगढ़)	Domestic including BPL consumers	0-100 units	20 Rs/kW/Month upto 5 kW	3.70	10 Rs/kW/Month upto 5 kW	1.85	10 Rs/kW/Month upto 5 kW	1.85
			101-200 units	30 Rs/kW/Month for Load above 5 kW and up to 10 kW	3.90	15 Rs/kW/Month for Load above 5 kW and up to 10 kW	1.95	15 Rs/kW/Month for Load above 5 kW and up to 10 kW	1.95
			201-400 units	40 Rs/kW/Month for Load above 10 kW	5.30	20 Rs/kW/Month for Load above 10 kW	2.65	20 Rs/kW/Month for Load above 10 kW	2.65
			401-600 units	40 Rs/kW/Month for Load above 10 kW	6.30	20 Rs/kW/Month for Load above 10 kW	0.00	20 Rs/kW/Month for Load above 10 kW	6.30
			601 and above units	40 Rs/kW/Month for Load above 10 kW	7.90	20 Rs/kW/Month for Load above 10 kW	0.00	20 Rs/kW/Month for Load above 10 kW	7.90
		Agriculture		Rs. 100 per HP/month	5.05	Subsidy only upto consumption of 6000 unit/year and 7500 unit/year for 3HP and 5HP Pump respectively (Rs. 100per HP/month)	Subsidy only upto consumption of 6000 unit/year and 7500 unit/year for 3HP and 5HP Pump respectively (Rs. 5.05 per kWh)	NIL	NIL
4	Delhi (दिल्ली)	Domestic	0-200 Units	%	3.00	\$		0.00	0.00
			201 - 400 Units	%	4.50	**	**		
		Domestic Sikh Riots Victims 1984	0-400	%	4.50	#		0.00	0.00
		Agriculture		125/KW/Month	1.50	105/KW/Month	0	20/KW/Month	1.50

Sl No	Name of State	Name of category	Slab	Fixed charge without subsidy	Energy charge without subsidy	Subsidy from Government on Fixed charge	Subsidy from Government on Energy charge	Fixed charges after subsidy	Energy charges after subsidy
				Rs/month	Rs/unit	Rs/month	Rs/unit	Rs/month	Rs/unit
5	Gujarat (गुजरात)	Agriculture	Unmetered	Rs. 2400 / HP / Year	-	Rs. 1735 / HP / Year	-	Rs. 665 / HP / Year	-
			Metered	Rs. 20 / HP / Month	-	Upto 7.5 HP Rs. 10/HP/Month Above 7.5 HP Rs. 5/HP/Month	FPPPA subsidy @2.85 per unit	Upto 7.5 HP Rs. 10/HP/Month Above 7.5 HP Rs. 15/HP/Month	0.60
6	Himachal Pradesh (हिमाचल प्रदेश)	Domestic	Lifeline (0-60 units)	55.00	3.50	55.00	3.50	0.00	0.00
			1st slab (0-125) kWh/month	85.00	4.15	85.00	4.15	0.00	0.00
7	Jammu & Kashmir (जम्मू एवं कश्मीर)	Domestic Supply (Unmetered)	Connected load upto 1/4 kW	300.00	-	125.00	-	175.00	-
			Connected load above 1/4 kW upto 1/2 kW	600.00	-	200.00	-	400.00	-
			Connected load above 1/2 kW upto 3/4 kW	900.00	-	300.00	-	600.00	-
			Connected load above 3/4 kW upto 1 kW	1200.00	-	400.00	-	800.00	-
			Connected load above 1 kW upto 2 kW	1200 Rs./Month + Rs. 300 for every additional 1/4 KW or part thereof upto 2 kW	-	400 Rs./Month + Rs. 100 for every additional 1/4 KW or part thereof upto 2 kW	-	800 Rs./Month + Rs. 200 for every additional 1/4 KW or part thereof upto 2 kW	-
			Connected load above 2 kW	2400 Rs./Month + Rs. 500 for every additional 1/4 KW or part thereof above 2 kW	-	800 Rs./Month	-	1600 Rs./Month + Rs. 500 for every additional 1/4 KW or part thereof above 2 kW	-
		Non-Domestic/ Commercial Supply (Unmetered)	Connected load upto 1/4 kW	600.00	-	100.00	-	500.00	-
			Connected load above 1/4 kW upto 1/2 kW	1200.00	-	200.00	-	1000.00	-
			Connected load above 1/2 kW upto 3/4 kW	1800.00	-	300.00	-	1500.00	-
			Connected load above 3/4 kW upto 1 kW	2400.00	-	400.00	-	2000.00	-
			Connected load above 1 kW	2400 Rs./Month + Rs. 600 for every additional 1/4 KW or part thereof above 1 kW	-	400 Rs./Month + Rs. 100 for every additional 1/4 KW or part thereof above 1 kW	-	2000 Rs./Month + Rs. 500 for every additional 1/4 KW or part thereof above 1 kW	-
			Agricultural (Unmetered)	0 to 10 HP	350 Rs/HP/Month	-	100 Rs/HP/Month	-	250 Rs/HP/Month
	11 - 20 HP	375 Rs/HP/Month	-	100 Rs/HP/Month	-	275 Rs/HP/Month	-		
	Above 20 HP	1600 Rs/HP/Month	-	100 Rs/HP/Month	-	1500 Rs/HP/Month	-		
8	Jharkhand (झारखंड)	Domestic Rural	0-100 units	Rs. 20/Conn./Month	5.75	Rs. 20/Conn./Month	5.75	0.00	0.00
		Domestic Urban	0-100 units	Rs. 75/Conn./Month	6.25	Rs. 75/Conn./Month	6.25	0.00	0.00
9	Kerala (केरल)	Domestic Consumers	0-50 kWh (BPL)	35.00	3.15	20.00	0.35	15.00	2.80
			Domestic excluding NPG & BPL						
			41-80 kWh	75.00	3.55	20.00	0.50	55.00	3.05
		81-120 kWh	98.75	4.47	20.00	0.50	78.75	3.97	
10	Ladakh (लद्दाख)	Domestic	Upto 200 Units	10.00	5.00	2.00	3.00	8.00	2.00
			201-400 units	10.00	7.20	2.00	3.70	8.00	3.50
			Above 400 units	10.00	8.00	2.00	4.20	8.00	3.80
		Non Domestic/ Commercial	Upto 200 Units	60.00	5.10	10.00	2.00	50.00	3.10
			201-400 units	60.00	6.50	10.00	1.80	50.00	4.70
			Above 400 units	60.00	8.50	10.00	3.40	50.00	5.10
			Three phase for all units	130.00	9.00	10.00	3.90	120.00	5.10

Sl No	Name of State	Name of category	Slab	Fixed charge without subsidy	Energy charge without subsidy	Subsidy from Government on Fixed charge	Subsidy from Government on Energy charge	Fixed charges after subsidy	Energy charges after subsidy
				Rs/month	Rs/unit	Rs/month	Rs/unit	Rs/month	Rs/unit
11	Madhya Pradesh (मध्य प्रदेश)	Unmetered Agriculture Consumer up to 10 HP	First 300 units	58.00	4.79	58.00	4.32	0.00	0.47
			301 to 750 units	74.00	5.82	74.00	5.35	0.00	0.47
			above 750 units	81.00	6.10	81.00	5.63	0.00	0.47
		Metered Agriculture Consumer up to 10 HP	First 300 units	58.00	4.79	58.00	3.80	0.00	0.99
			301 to 500 units	74.00	5.82	74.00	4.65	0.00	1.17
			501 to 750 units	74.00	5.82	74.00	4.58	0.00	1.24
		Unmetered Agriculture Consumer above 10 HP	Above 750 units	81.00	6.10	81.00	4.85	0.00	1.25
			First 300 units	58.00	4.79	58.00	3.85	0.00	0.94
			301 to 750 units	74.00	5.82	74.00	4.88	0.00	0.94
		Metered Agriculture Consumer above 10 HP	above 750 units	81.00	6.10	81.00	5.16	0.00	0.94
			First 300 units	58.00	4.79	58.00	2.70	0.00	2.09
			301 to 500 units	74.00	5.82	74.00	3.25	0.00	2.57
		Free Supply to Metered & Unmetered SC/ST Agriculture Consumers having land upto 1 Hectare and load upto 5 HP	501 to 750 units	74.00	5.82	74.00	3.10	0.00	2.72
			Above 750 units	81.00	6.10	81.00	3.45	0.00	2.65
			First 300 units	58.00	4.79	58.00	4.79	0.00	0.00
		Temporary Agriculture consumers upto 10 HP	301 to 750 units	74.00	5.82	74.00	5.82	0.00	0.00
			Above 750 units	81.00	6.10	81.00	6.10	0.00	0.00
		Temporary Agriculture consumers above 10 HP		81.00	6.10	81.00	3.93	0.00	2.17
	81.00		6.10	81.00	1.75	0.00	4.35		
Power loom consumers having load up to 20 HP		Urban- Rs 224/KW of billing demand; Rural-Rs. 144/KW of billing demand	4.62	Urban- Rs 224/KW of billing demand; Rural-Rs. 144/KW of billing demand	1.50	0.00	3.12		
		Urban- Rs 320/KWof billing demand; Rural-Rs. 205/KWof billing demand	6.60	Urban- Rs 320/KWof billing demand; Rural-Rs. 205/KWof billing demand	1.25	0.00	5.35		
Domestic	GoMP, Energy Department had introduced Atal Grih Jyoti Yojna under which all Domestic consumers having consumption upto 150 units are eligible for subsidy. For consumption upto 100 units, consumers have to pay only Rs. 100 and for consumption above 100 units and upto 150 units, consumers will have to pay max. Rs. 100 for first 100 unit of consumption and balance units shall be billed as per tariff order issued by MPERC and difference in amount shall be payable by GoMP as subsidy.								
12	Maharashtra* (महाराष्ट्र)	Agriculture	LT- Agriculture (Unmetered)	Rs./HP/month		Rs./HP/month		Rs./HP/month	
			0 to 3 HP						
			Cate. I	494		259		235	
			Cate. II	412		182		230	
			3 to 5 HP						
			Cate. I	494		243		251	
			Cate. II	412		166		246	
			5 to 7.5 HP						
			Cate. I	522		254		268	
			Cate. II	439		173		266	
			More than 7.5 HP						
			Cate. I	570		254		316	
			Cate. II	487		173		314	
			LT- Agriculture (Metered)	Rs./HP/month		Rs./HP/month		Rs./HP/month	
			0 to 3 HP	43	3.30	15	2.03	28	1.27
			3 to 5 HP	43	3.30	15	1.73	28	1.57
			5 to 7.5 HP	43	3.30	15	1.73	28	1.57
			More than 7.5 HP	43	3.30	15	1.73	28	1.57
			LT LIS	43	3.30	15	2.30	28	1.00
			HT Agriculture Metered (LIS)	Rs./kVA/Month		Rs./kVA/Month		Rs./kVA/Month	
			66 KV and above	80	3.69	25	2.53	55	1.16
			33 KV	80	4.24	25	3.08	55	1.16
			22 KV	80	4.24	25	3.08	55	1.16
			11 KV	80	4.24	25	3.08	55	1.16
			HT Agriculture Individual consumers (NON LIS)	Rs./kVA/Month		Rs./kVA/Month		Rs./kVA/Month	
			66 KV and above	80	3.69	25	1.96	55	1.73
			33 KV	80	4.24	25	1.96	55	2.28
			22 KV	80	4.24	25	1.96	55	2.28
11 KV	80	4.24	25	1.96	55	2.28			

Sl No	Name of State	Name of category	Slab	Fixed charge without subsidy	Energy charge without subsidy	Subsidy from Government on Fixed charge	Subsidy from Government on Energy charge	Fixed charges after subsidy	Energy charges after subsidy		
				Rs/month	Rs/unit	Rs/month	Rs/unit	Rs/month	Rs/unit		
		Powerloom & Textile	LT Powerloom	Rs/KVA/month		Rs/KVA/month		Rs/KVA/month			
			0-20 KW	Rs. 482/Connection/month	6.33	150	3.77	332	2.56		
			Above 20 KW	321	7.25	100	3.40	221	3.85		
			LT Knitting, Hosiery & Garments	Rs/KVA/month		Rs/KVA/month		Rs/KVA/month			
			0-20 KW	Rs. 482/Connection/month	6.46	150	3.77	332	2.69		
			Above 20 KW	321	7.40	100	3.40	221	4.00		
13	Mumbai-Adani Electricity (मुंबई-अदानी विद्युत)	LT III(B) Industry (Powerloom Industry)		355	5.95	355	3.97	0	1.98		
14	Puducherry (पुदुचेरी)	Agriculture									
		Small Farmers		Rs. 20/HP/Month	0.00	Rs. 20/HP/Month	0.00	0.00	0.00		
		Other Farmers		Rs. 75/HP/Month		Rs. 75/HP/Month					
15	Punjab (पंजाब)	Small Power (Upto 20 KVA)	From 01.04.2022 to 16.10.2022	80/kVA	5.37/kVAh	80/kVA	0.37/kVAh	0.00	5.0/kVAh		
			From 17.10.2022 to 31.03.2023	80/kVA	5.37/kVAh	80/kVA	0/kVAh	0.00	5.37/kVAh		
		Medium Supply (Above 20 KVA & upto 100 KVA)	From 01.04.2022 to 16.10.2022	120/ kVA	5.80/kVAh	60/kVA	0.80/kVAh	60/kVA	5.00/kVAh		
			From 17.10.2022 to 31.03.2023	120/ kVA	5.80/kVAh	60/kVA	0.30/kVAh	60/kVA	5.50/kVAh		
		AP consumers		5.66/KWh		AP consumption is fully subsidized		NIL			
		Domestic		In case of Domestic Supply bimonthly bills upto 600 units are provided with 100% subsidy by Govt. of Punjab. For bills above 600 units, total bill amount is payable for General Category consumer. For SC, BC, BPL and Freedom Fighter consumers bill for units above 600 units is payable.							
16	Rajasthan (राजस्थान)	Domestic BPL/Astha Card holder	First 50 units	100	3.50	30	3.00	70 Rs./connection/month	0.50		
			51 to 150 units	Rs./connection/month	6.50	Rs./connection/month	3.00		3.50		
			151 to 300 units		7.35		2.00		5.35		
		Domestic BPL/Astha card holder (TSP & Sahariya areas)	First 50 units	100	3.50	100	3.50	NIL	NIL		
			51 to 150 units	Rs./connection/month	6.50	Rs./connection/month	3.00		3.50		
			151 to 300 units		7.35		2.00		5.35		
		Small Domestic	First 50 units	125	3.85	25	3.00	100 Rs./connection/month	0.85		
			51 to 150 units	Rs./connection/month	6.50	Rs./connection/month	3.00		3.50		
			151 to 300 units		7.35		2.00		5.35		
		Agriculture Metered									
		(i) Block Hour Supply		Rs. 30/HP/month	5.55	Subsidy above Rs.45/connection/month	4.65	Payable by consumer- Rs.45/connection/month	0.90		
								Subsidy-Total Fixed charges less Rs.45/connection/month			
		Additional subsidy under MMKMUY upto 1000/- per month (maximum 12000/- per annum)									
		(ii) Other than Block Hour Supply		Rs. 60/HP/month	7.10	Subsidy above Rs.50/connection/month	4.65	Payable by consumer- Rs.50/connection/month	2.45		
								Subsidy-Total Fixed charges less Rs.50/connection/month			
		In case domestic monthly consumption is upto 50 units, then total amount of energy charges, fixed charges and ED and fuel surcharge will be borne by the state government									

Sl No	Name of State	Name of category	Slab	Fixed charge without subsidy	Energy charge without subsidy	Subsidy from Government on Fixed charge	Subsidy from Government on Energy charge	Fixed charges after subsidy	Energy charges after subsidy
				Rs/month	Rs/unit	Rs/month	Rs/unit	Rs/month	Rs/unit
		Agriculture Flat Rate							
		(i) Block Hour Supply		Rs. 30/HP/month	Rs. 745/HP/month	Subsidy above Rs.15/connection/month	Rs. 660/HP/month	Payable by consumer- Rs.15/connection/month Subsidy-Total Fixed charges less Rs.15/connection/month	Rs. 85/HP/month
		Additional subsidy under MMKMUY upto 1000/- per month (maximum 12000/- per annum)							
		(ii) Other than Block Hour Supply		Rs. 60/HP/month	Rs. 895/HP/month	Subsidy above Rs.20/connection/month	Rs. 620/HP/month	Payable by consumer- Rs.20/connection/month Subsidy-Total Fixed charges less Rs.20/connection/month	Rs. 275/HP/month
17	Tamilnadu (தமிழ்நாடு)	Domestic, Handloom, Old age homes, Consulting rooms, Nutrilious Meals Centres etc. (100 units free scheme bi-monthly)	Consumption upto 50 units monthly	15.00	2.50	15.00	2.50	0.00	0.00
			Consumption above 50 units and upto 100 units monthly						
			0-50 units	15.00	2.50	5.00	2.50	10.00	0.00
			51-100 units		2.50		1.00		1.50
			Consumption above 100 units and upto 250 units monthly						
			0-50 units		2.50	5.00	2.50		0.00
			51-100 units	20.00	2.50		0.50	15.00	2.00
			101-250 units		3.00		0.00		3.00
			Consumption above 250 units monthly						
			0-50 units		2.50		2.50		0.00
			51-100 units	25.00	3.50	0.00	0.00	25.00	3.50
			101-250 units		4.60		0.00		4.60
			above 250 units		6.60		0.00		6.60
			Huts in village panchayats, TAHDCO (Fully subsidized by the Govt.)	Till installation of Energy Meters	145.00	0.00	145.00	0.00	0.00
			On installation of Energy Meters	0.00	4.95	0.00	4.95	0.00	0.00
			Consumption upto 50 units monthly	15.00	2.50	Domestic 15 + Handloom 0	Domestic 2.50 + Handloom 0	0.00	0.00
		For Handlooms in residence, 0 to 200 units bimonthly is free. (Above 200 units bi-monthly, the corresponding slab in the domestic tariff is applicable)	Consumption above 50 units and upto 100 units monthly						
			0-50 units	15.00	2.50	Domestic 5 + Handloom 10	Domestic 2.50 + Handloom 0	0.00	0.00
			51-100 units		2.50		Domestic 1.00 + Handloom 1.50		0.00
			Consumption above 100 units and upto 250 units monthly						
			0-50 units	20.00	2.50	Domestic 5 + Handloom 0	Domestic 2.50 + Handloom 0	15.00	0.00
			51-100 units		2.50		Domestic 0.50 + Handloom 2.00		0.00
			101-250 units		3.00		0.00		3.00
			Consumption above 250 units monthly						
			0-50 units	25.00	2.50	0.00	Domestic 2.50 + Handloom 0	25.00	0.00
			51-100 units		3.50		Domestic 0 + Handloom 3.50		0.00
		101-250 units		4.60		0.00		4.60	
		above 250 units		6.60		0.00		6.60	

Sl No	Name of State	Name of category	Slab	Fixed charge without subsidy	Energy charge without subsidy	Subsidy from Government on Fixed charge	Subsidy from Government on Energy charge	Fixed charges after subsidy	Energy charges after subsidy		
				Rs/month	Rs/unit	Rs/month	Rs/unit	Rs/month	Rs/unit		
		Powerlooms (contracted load shall not exceed 12 KW) incl. Winding etc. (750 units bimonthly is free)	upto 250 units	60.00	5.20	60.00	5.20	0.00	0.00		
			251-375 units		5.75		5.75		0.00		
			376-500 units		5.75		25.00		3.45	35.00	2.30
			501-750 units		5.75				2.30		3.45
			Above 750 units		5.75				1.15		4.60
		Agriculture and Allied activities - (Fully subsidized by the Govt.)	Till installation of Energy Meters (As per Order Rs. 2875/HP/Annum)	Rs. 239.58/ HP	0.00	Rs. 239.58/ HP	0.00	0.00	0.00		
			On installation of Energy Meters	0.00	3.22	0.00	3.22	0.00	0.00		
		18	Tripura (त्रिपुरा)	Kutir Jyoti	-	62.00	0.00	4.00	0.00	58.00	0.00
		19	West Bengal (WBSEDCL) (पश्चिम बंगाल)	Life Line (Domestic)	0 to 75 kWh	5.00	3.79	5.00	3.79	0.00	0.00
					First 102 kWh		5.49		0.90		4.59
Domestic (Rural)	Next 78 kWh			15.00	6.09	10.00	0.90	5.00	5.19		
	Next 120 kWh				6.96		0.74		6.22		
	Next 300 kWh				7.46		0.79		6.67		
	Next 300 kWh				7.55		0.80		6.75		
	Next 300 kWh				7.55		0.80		6.75		
Domestic (Urban)	First 102 kWh			15.00	5.53	10.00	0.89	5.00	4.64		
	Next 78 kWh				6.20		0.96		5.24		
	Next 120 kWh				7.20		0.74		6.46		
	Next 300 kWh				7.54		0.79		6.75		
	Next 300 kWh				7.81		0.80		7.01		
Irrigation Pump (Non TOD)	On All Units			30.00	4.98	20.00	0.69	10.00	4.29		
	Normal on All Units			20.00	4.01	10.00	0.23	10.00	3.78		
Peak on All Units	7.71				0.23		7.48				
Off Peak on All Units	2.65				0.23		2.42				
Short Term Irrigation Pump (TOD)	Normal on All Units			20.00	4.70	10.00	0.23	10.00	4.47		
	Peak on All Units				8.48		0.23		8.25		
	Off Peak on All Units				3.02		0.23		2.79		

Note: \$ Subsidy on entire bill amount comprising of fixed charges, energy charges, all surcharges, irrespective of load for consumers consuming upto 200 units in a month

** Electricity Subsidy upto Rs. 800 per month on electricity bills of consumers consuming between 201 to 400 units in a month.

Subsidy upto 400 units, on the entire bill amount comprising of fixed charges, energy charges, PPAC, all surcharges and electricity tax and waiving off all pending electricity bills (in respect of 1984 Sikh riots Victims affected families living anywhere in Delhi for FY 2022-23).

% Fixed charges are calculated depending upon the Sanctioned Load of consumers which are different as specified in the Tariff Schedule

* 1. Energy charges is inclusive of wheeling charges.

* 2.HT_LIS consumer payrate revised as per GR dated 31.01.2019 effective rate applicable as per GR since 01.11.2016

*3. Demand charges for LT Powerloom for slab upto 20kW is charged Rs./Connection/Month and for the rest of categories it is charged Rs./KVA/month

Statewise details of consumer categories where subsidy has been provided by Government on Energy Charge only as obtained from State Energy Departments/tariff order of SERCs for FY 2022-23

SI No	Name of State	Name of category	Slab	Energy charge without subsidy	Subsidy from Government	Energy charges after subsidy
				Rs/unit	Rs/unit	Rs/unit
1	Andaman & Nicobar Islands (अंडमान एण्ड निकोबार)	Life Line Connection	0 - 100 units	35.92	33.82	2.10
		Domestic Connection	0 - 100 units	35.92	33.42	2.50
			101 - 200 units	35.92	30.47	5.45
			201 - 500 units	35.92	28.12	7.80
			501 units & above	35.92	26.72	9.20
		Commercial	0 - 200 units	35.92	27.72	8.20
			201 - 500 units	35.92	25.72	10.20
			501 - 1000 units	35.92	22.42	13.50
			1001 units & above	35.92	20.92	15.00
		Hotels / Restaurant / Resort	0 - 200 units	35.92	27.92	8.00
			201 - 500 units	35.92	25.92	10.00
			501 - 1000 units	35.92	22.92	13.00
			1001 units & above	35.92	21.42	14.50
		Govt. Connection	0 - 500 units	35.92	25.42	10.50
			501 units & above	35.92	22.42	13.50
		LT Industrial	0 - 500 units	35.92	29.07	6.85
			501 to 1000 units	35.92	26.32	9.60
			1001 units & above	35.92	24.92	11.00
		HT Industrial	0 - 500 units	35.92	29.32	6.60
			501 to 1000 units	35.92	26.52	9.40
1001 units & above	35.92		25.42	10.50		
Bulk Supply	All units	35.92	22.92	13.00		
Public Lighting	All units	35.92	27.92	8.00		
Irrigation Pumps and Agriculture	All units	35.92	34.17	1.75		
Electric Vehicle Chaging Station	All units	35.92	28.12	7.80		
Temporary supply	All units	35.92	1.5 times the rate of relevant category of consumers			
2	Andhra Pradesh (आंध्र प्रदेश)	LT Aqua Culture & Animal Husbandry	NIL	3.85	2.35	1.50
		Powerlooms	NIL	3.75	1.875	1.875
	Andhra Pradesh (APSPDCL)	LT Non-Corporate Farmers	NIL	6.59	6.59	NIL
		LT Sugarcane Crushing units	NIL	6.59	6.59	NIL
		LT Rural Horticulture Nurseries	NIL	7.50	7.50	NIL
	Andhra Pradesh (APEPDCL)	LT Non-Corporate Farmers	NIL	6.84	6.84	NIL
		LT Sugarcane Crushing units	NIL	6.89	6.89	NIL
		LT Rural Horticulture Nurseries	NIL	6.90	6.90	NIL
	Andhra Pradesh (APCPDCL)	LT Non-Corporate Farmers	NIL	6.88	6.88	NIL
		LT Sugarcane Crushing units	NIL	7.00	7.00	NIL
LT Rural Horticulture Nurseries		NIL	7.00	7.00	NIL	
Rolled Gold Covering Units		NIL	6.70	2.95	3.75	
3	Assam (असम)	Jeevan Dhara	0.5 kW & 1.5 kWh/day	4.65	1.00	3.65
		Domestic-A	0-120 units/month	5.30	0.75	4.55

SI No	Name of State	Name of category	Slab	Energy charge without subsidy	Subsidy from Government	Energy charges after subsidy
				Rs/unit	Rs/unit	Rs/unit
4	Bihar (बिहार)	Domestic				
		Kutir Jyoti (metered)	0-50	6.10	3.98	2.12
		DS-I Rural (metered)	0-50 units	6.10	3.50	2.60
			51-100 units	6.40	3.50	2.90
			Above 100 units	6.70	3.55	3.15
		DS-II Demand Based	0-100 units	6.10	1.83	4.27
			101-200 units	6.95	1.83	5.12
			Above 200 units	8.05	1.83	6.22
		DS-III		7.40	1.83	5.57
		Non Domestic Service				
		NDS-I (metered)	0-100 units	6.40	2.90	3.50
			101-200 units	7.00	2.92	4.08
			Above 200 units	7.55	2.92	4.63
		NDS-II Demand Based	Contract Demand < 0.5 KW	6.35	0.53	5.82
			Contract Demand > 0.5 KW			
			0-100 units	6.35	0.53	5.82
101-200 units	6.85		0.53	6.32		
Above 200 units	7.40		0.53	6.87		
Low Tension Industrial Services	LTIS-I (0-19 KW)	6.40	0.23	6.17		
	LTIS-II (>19KW - 74 KW)	6.40	0.25	6.15		
High Tension	HTSS- 33/11 KV	4.10	0.09	4.01		
5	Chhattisgarh (छत्तीसगढ़)	Steel Industries	220 kV supply	5.45	jKt; ds ,p-Ogh-84 VSfjQ laoxZ esa lEefyr LVS.M vyksu jksfyax fey tks NRrhix<+ LVsV	4.14
			132 kV supply	5.60	ikWoj fMLV^C;wku daiuh fyfeVsM ls fctyh izklr dj jgs gSa) dks	4.26
			33 kV supply (Load factor >15%)	6.10	jKt; 'kklu jkjk fj;k;rh iSdst ds rgr fnukad	4.64
			33 kV supply (Load factor <=15%)	6.60	01@07@2022 ls	5.02
			11 kV supply (Load Factor >15%)	6.20	31@03@2023 rd dh dkyofk esa [kir dh xBZ	4.71
			11 kV supply (Load Factor <=15%)	7.00	fctyh dh ek=k ij ns; AtkZ izHkkj esa 24 izfr'kr dh NwV dk	5.32
6	Haryana (हरियाणा)	LT Industry	Upto 10kW	6.35/kVAh	2.00/kVAh	4.35/kVAh
			Above 10 kW-20 kW	6.65/kVAh	2.00/kVAh	4.65/kVAh
		Agriculture tubell supply (Metered)	upto 15 HP	6.67	6.57	0.10
			Above 15 HP	6.67	6.59	0.08
7	Himachal Pradesh (हिमाचल प्रदेश)	Domestic	2nd slab (0-125) kWh/month	4.15	2.30	1.85
			2nd Slab (126-300) kWh/month	5.05	1.10	3.95
			3rd Slab (0-125) kWh/month	4.15	2.30	1.85
			3rd Slab (126-300) kWh/month	5.05	1.10	3.95
			3rd Slab (Above 300) kWh/month	5.65	0.65	5.00
		Agriculture Consumer	Contract Demand<=20kVA	3.90	3.60	0.30
		Non-Domestic Non-Commercial	0-20 kVA	5.20	0.20	5.00
			Above 20 kVA	4.90	0.20	4.70

SI No	Name of State	Name of category	Slab	Energy charge without subsidy	Subsidy from Government	Energy charges after subsidy
				Rs/unit	Rs/unit	Rs/unit
		Commercial	0-20 kVA	5.30	0.20	5.10
			20-100 kVA	5.05	0.20	4.85
			Above 100 kVA	4.95	0.20	4.75
		Small Industry	0-20 kVA	4.95	0.20	4.75
			Above 20 kVA	4.80	0.20	4.60
		Medium Industry	51-100 kVA	4.80	0.20	4.60
		Large Industry	EHT-220 kV and above	4.40	0.20	4.20
			EHT-132 kV and above	4.45	0.20	4.25
			EHT-66 kV and above	4.50	0.20	4.30
			HT-I	4.80	0.20	4.60
			HT-II	4.55	0.20	4.35
		Irrigation and drinking water supply	LT	5.20	0.20	5.00
			HT	4.80	0.20	4.60
			EHT	4.40	0.20	4.20
		Bulk supply	LT	5.00	0.20	4.80
			HT	4.50	0.20	4.30
			EHT	4.30	0.20	4.10
		Street lighting		5.15	0.20	4.95
		Temporary supply	0-20 kVA	7.20	0.20	7.00
			20-200 kVA	6.50	0.20	6.30
Railways		4.90	0.20	4.70		
EV Charging Station		5.70	0.20	5.50		
8	Jammu & Kashmir (जम्मू एवं कश्मीर)	Domestic Supply	Upto 200 units	4.20	2.20	2.00
			201 - 400 units	6.70	3.20	3.50
			Above 400 units	7.30	3.50	3.80
		Non-Domestic/ Commercial Supply	Upto 200 units	4.65	1.55	3.10
			201 - 500 units	6.25	1.55	4.70
			Above 500 units	7.60	2.50	5.10
			Three phase (all units)	7.85	2.75	5.10
		State/Central Govt Department		8.70	1.80	6.90
		Agricultural	0 to 10 HP	1.70	0.90	0.80
			11 - 20 HP	2.00	1.00	1.00
			Above 20 HP	7.00	1.75	5.25
		Public Street Lighting		8.00	0.50	7.50
		LT Public Water Works		8.00	0.50	7.50
		HT Public Water Works	11 kV Supply	8.00	0.90	7.10
			33 kV Supply and above	7.90	0.90	7.00
		LT Industrial Supply	Load upto 50 kW	7.70	4.05	3.65
			Load above 50 kW	7.70	4.05	3.65
		HT Industrial Supply	11 kV Supply	7.50	3.90	3.60
			33 kV Supply and above	7.40	3.90	3.50
		HT PIU	11 kV Supply	7.90	3.55	4.35
33 kV Supply	7.85		3.55	4.30		
Bulk Supply	11 kV Supply	8.10	3.20	4.90		
	33 kV Supply and above	8.00	3.15	4.85		
9	Jharkhand (झारखंड)	Domestic Rural	100-400 units	5.75	4.10	1.65
		Domestic Urban	100-200 units	6.25	2.75	3.50
			200-400 units	6.25	2.05	4.20
		Irrigation & Agriculture Service	IAS-II	5.00	4.30	0.70
			IAS-II	5.00	3.80	1.20

SI No	Name of State	Name of category	Slab	Energy charge without subsidy	Subsidy from Government	Energy charges after subsidy
				Rs/unit	Rs/unit	Rs/unit
10	Karnataka (कर्नाटक)	IP Sets (Upto and inclusive of 10HP)	No slab system	Rs. 6.01/unit +FAC	Rs. 6.01/unit +FAC	0.00
		Bhagya Jyothi / Kuteer Jyothi - below 40 units	No slab system	Rs. 8.42/unit +FAC	Rs. 8.42/unit +FAC	0.00
11	Kerala (केरल)	Domestic excluding NPG	0-40 units	1.50	0.35	1.15
		NPG	0-30 units	1.50	1.50	0.00
		Agriculture Consumers		2.80	0.85	1.95
12	Ladakh (लद्दाख)	State/Central Govt Department	LT	10.90	3.40	7.50
			11 kV supply	10.90	3.40	7.50
			33 kV supply & above	10.90	3.40	7.50
		Agriculture	0-10 HP	1.70	0.70	1.00
			11-20 HP	2.00	0.50	1.50
			Above 20 HP	7.00	1.50	5.50
		LT Industrial Supply	less than 50 kW	7.70	4.05	3.65
			Above 50 kW	7.70	4.05	3.65
		HT Industrial Supply	11 kV supply	7.50	3.90	3.60
			33 kV supply & above	7.40	3.90	3.50
		HT PIU	11 kV supply	7.90	3.55	4.35
			33 kV supply & above	7.85	3.55	4.30
		Bulk Supply	11 kV supply	8.10	3.20	4.90
			33 kV supply & above	8.00	3.15	4.85
13	Madhya Pradesh (मध्य प्रदेश)	HT Irrigation	11 KV	6.10	1.90	4.20
			33 KV	5.96	1.90	4.06
			132 KV & above	5.56	1.90	3.66
14	Maharashtra (महाराष्ट्र)	Powerloom & Textile	LT Co-op Soot Girni			
			0-20 KW	6.46	3.00	3.46
			Above 20 KW	7.40	3.00	4.40
			LT Non-Co-op Soot Girni			
			0-20 KW	6.46	2.00	4.46
			Above 20 KW	7.40	2.00	5.40
			LT Process Industry & All Other Textile Units			
			Above 107 HP	7.40	2.00	5.40
			HT Powerloom , Non Co-op Soot Girni,Knitting, Hosiery & Garments, Process Industry & ALL other Textile Units			
			66 KV & above	6.89	2.00	4.89
			33 KV	7.44	2.00	5.44
			22 KV	7.44	2.00	5.44
			11 KV	7.44	2.00	5.44
			HT Co-op Soot Girni			
66 KV & above	6.89	3.00	3.89			
33 KV	7.44	3.00	4.44			
22 KV	7.44	3.00	4.44			
11 KV	7.44	3.00	4.44			
15	Mizoram (मिजोरम)	Kutir Jyothi	First 20 kWh	7.62	5.07	2.55
			Above 20 kWh	8.89	5.34	3.55
		Domestic (LT)	First 100 kWh	8.60	3.70	4.90
			Next 100 kWh	8.99	1.89	7.10
			Above 200 kWh	10.06	1.86	8.20
		Non-Domestic (LT)	First 150 kWh	8.35	0.75	7.60
			Above 150 kWh	9.27	0.97	8.30
		Commercial (LT)	First 150 kWh	10.47	2.27	8.20
Above 150 kWh	10.58		2.13	8.45		

SI No	Name of State	Name of category	Slab	Energy charge without subsidy	Subsidy from Government	Energy charges after subsidy
				Rs/unit	Rs/unit	Rs/unit
		Industrial (LT)	First 400 kWh	8.90	1.80	7.10
			Above 400 kWh	10.75	2.70	8.05
		Irrigation and Agriculture (LT)	All kWh	11.11	7.31	3.80
		Commercial (HT)	All kVAh	9.48	0.58	8.90
		Irrigation & Agriculture (HT)	All kVAh	9.29	5.44	3.85
16	Puducherry (पुदुचेरी)	Domestic	0-100 Units/Month	1.90	0.950	0.950
17	Punjab (पंजाब)	Domestic Supply upto 2 kW	0-100 kWh	3.49	3.00	0.49
			101-300 kWh	5.84	3.00	2.84
			Above 300 kWh	7.30	3.00	4.30
		Domestic Supply above 2 kW and upto 7 kW	0-100 kWh	3.74	3.00	0.74
			101-300 kWh	5.84	3.00	2.84
			Above 300 kWh	7.30	3.00	4.30
		Large Supply (General) (Above 100 kVA & upto 1000 kVA)	From 01.04.2022 to 16.10.2022	6.05/kVAh	1.05/kVAh	5.0/kVAh
			From 17.10.2022 to 31.03.2023	6.05/kVAh	0.55/kVAh	5.5/kVAh
		Large Supply (General) (Above 1000 kVA & upto 2500 kVA)	From 01.04.2022 to 16.10.2022	6.15/kVAh	1.15/kVAh	5.0/kVAh
			From 17.10.2022 to 31.03.2023	6.15/kVAh	0.65/kVAh	5.5/kVAh
		Large Supply (General) (Above 2500 kVA)	From 01.04.2022 to 16.10.2022	6.27/kVAh	1.27/kVAh	5.0/kVAh
			From 17.10.2022 to 31.03.2023	6.27/kVAh	0.77/kVAh	5.5/kVAh
		Large Supply (PIU) (Above 100 kVA & upto 1000 kVA)	From 01.04.2022 to 16.10.2022	6.09/kVAh	1.09/kVAh	5.0/kVAh
			From 17.10.2022 to 31.03.2023	6.09/kVAh	0.59/kVAh	5.5/kVAh
		Large Supply (PIU) (Above 1000 kVA & upto 2500 kVA)	From 01.04.2022 to 16.10.2022	6.40/kVAh	1.40/kVAh	5.0/kVAh
			From 17.10.2022 to 31.03.2023	6.40/kVAh	0.90/kVAh	5.5/kVAh
		Large Supply (PIU) (Above 2500 kVA)	From 01.04.2022 to 16.10.2022	6.49/kVAh	1.49/kVAh	5.0/kVAh
From 17.10.2022 to 31.03.2023	6.49/kVAh		0.99/kVAh	5.5/kVAh		
18	Rajasthan (राजस्थान)	Domestic- Registered Gaushala		As per slab	50% of energy charges	50% of energy charges
		General Domestic	First 50 units	4.75	3.00	1.75
			51 to 150 units	6.50	3.00	3.50
			151 to 300 units	7.35	2.00	5.35
			301 to 500 units	7.65	0.00	7.65
			Above 500 units	7.95	0.00	7.95
19	Sikkim (सिक्किम)	Rural Domestic consumers having consumption below 100 units	upto 50 units	1.00	1.00	0.00
			50 to 100 units	2.00	2.00	0.00

SI No	Name of State	Name of category	Slab	Energy charge without subsidy	Subsidy from Government	Energy charges after subsidy		
				Rs/unit	Rs/unit	Rs/unit		
20	Tamilnadu (तमिलनाडु)	Actual Places of Public Worship	0-60 units	5.75	2.90	2.85		
			Above 60 units	5.75	0.00	5.75		
		Lift Irrigation Co-op Societies		6.35	6.35	0.00		
21	Telangana (TSSPDCL) (तेलंगाना)	LT-1 : Domestic	LT 1 (A): Upto 100 units/month					
			0-50 units	6.02	4.07	1.95		
		LT V: Agriculture	LT V (A) Agriculture DSM measures mandatory (Other than Corporate Farmers)	0.84	0.84	0.00		
			(TSNPDCL)	LT-1 : Domestic	LT 1 (A): Upto 100 units/month			
					0-50 units	7.10	5.15	1.95
LT V: Agriculture	LT V (A) Agriculture DSM measures mandatory (Other than Corporate Farmers)	7.70	7.70	0.00				
	22	Tripura (त्रिपुरा)	Domestic					
Domestic (Rural)			0-50 units	4.03	0.69	3.34		
Domestic (Urban)			upto 50 units	4.84	0.67	4.17		
			51-150 units	5.98	0.52	5.46		
			All units	7.20	0.15	7.05		
Commercial								
Small commercial/ Pan shop			Upto 30 units	5.93	0.62	5.31		
Slab 1			Upto 150 units	6.69	0.51	6.18		
Semi Commercial			All units	7.25	0.10	7.15		
Three phase (above 3 kW compulsory)			All units	7.45	0.10	7.35		
Group Consumer (Three phase)			All units	7.53	0.15	7.38		
Irrigation								
Upto 5 HP			All units	4.95	1.40	3.55		
Above 5 HP			All units	5.95	1.40	4.55		
Water Works/Drinking Water				6.65	1.40	5.25		
Industrial								
Rural (upto 5HP)(E-R/5)			All units	5.93	0.10	5.83		
Urban (upto 5HP)(E-U/5)			All units	6.36	0.10	6.26		
Tea, Coffee and Rubber Gardens			All units	7.50	0.30	7.20		
Public Lighting								
Panchayat			All units	5.55	0.57	4.98		
Nagar Panchayat/ Municipality			All units	6.63	0.57	6.06		
Special Public Utility								
Crematorium, all units			All units	5.80	1.10	4.70		
Drainage,dewatering pump etc, all units			All units	5.80	1.10	4.70		
23			Uttar Pradesh (उत्तर प्रदेश)	LMV-1 Rural Domestic Metered	upto 100 units	6.50	2.70	3.35*
					101-150 units	6.50	2.00	3.85*
	LMV-1 Lifeline consumer Metered	All consumers with load 1 kW and consumption upto 100 units/month		6.50	3.50	3.00		

* In addition to subsidy, Hon'ble commission also approved cross subsidy for certain categories

Note:- 1. States which provided NIL subsidy are Arunachal Pradesh, Chandigarh, Dadra & Nagar Haveli, Daman & Diu, Goa, Lakshadweep, Meghalaya, Nagaland, Odisha and Uttarakhand.

2. Subsidy details of Manipur has not been received.

State-wise Cross Subsidy Surcharge for open-access consumers during FY 2022-23

Andhra Pradesh:

Sl. No.	Category	APSPDCL	APEPDCL	APCPDCL
		Cross subsidy surcharge (Rs./unit)	Cross subsidy surcharge (Rs./unit)	Cross subsidy surcharge (Rs./unit)
	HT Supply			
	At 11kV			
1	Townships, Colonies, Gated Communities and Villas	1.45	1.47	1.53
2	Commercial	2.19	2.27	2.32
3	Function Halls/Auditoriums	2.45	2.45	2.45
4	Startup Power	2.45	2.45	2.45
5	Green Power	2.45	-	2.45
6	Industrial General	1.76	1.71	1.72
7	Seasonal Industries	2.60	2.69	3.18
8	Utilities -Major (Composite Protected Water Supply Schemes/PWS)	2.06	1.90	1.88
9	General Purpose	2.32	2.58	2.18
10	Government/Private Lift Irrigation	1.15	1.43	1.31
	At 33 kV			
11	Townships, Colonies, Gated Communities and Villas	1.45	1.46	1.53
12	Commercial	2.60	2.04	1.93
13	Startup Power	2.45	2.45	2.45
14	Green Power	2.45	-	-
15	Industrial General	1.51	1.50	1.45
16	Seasonal Industries	2.54	1.79	1.83
17	Energy Intensive Industries	0.21	0.41	-
18	Utilities -Major (Composite Protected Water Supply Schemes/PWS)	1.71	4.24	-
19	General Purpose	2.11	1.45	2.16
20	Government/Private Lift Irrigation	1.43	1.43	1.43
	At 132 kV			
21	Commercial	1.84	2.50	-
22	Startup power	2.45	2.45	-
23	Industrial General	1.37	1.41	1.39
24	Energy Intensive Industries	0.06	0.22	-
25	Railway Traction	1.49	1.37	1.39
26	Government/Private Lift Irrigation	1.43	-	1.43
	At 220 kV			
27	Commercial	-	1.59	-
28	Startup power	2.45	2.45	-
29	Industrial General	1.42	1.68	-
30	Railway Traction	1.72	-	-
31	Energy Intensive Industries	-	0.17	-
32	Government/Private Lift Irrigation	1.43	1.43	-

Assam (APDCL):

Sl. No.	Category	Amount (Rs./kWh)
1	HT Commercial category	1.17
2	HT Bulk Supply – Govt. Edu. Inst. Category	0.00
3	HT Bulk Supply Others Category	1.08
4	HT Industry above 150 kW Category	0.46
5	Tea, Coffee & Rubber category	0.06
6	Oil & Coal category	1.52

BIHAR (NBPDC/ SBPDCL):

Sl. No.	HT Category	Amount (Rs./kWh)
1	For 132 kV consumers	1.81
2	For 33 kV consumers (other than HTSS)	1.86
3	For 11 kV consumers (other than HTSS)	1.96
4	For HTSS consumers (33 kV & 11 kV)	1.35

CHANDIGARH:

Sl. No.	Category	Amount (Rs./kWh)
1	LT Voltage	0.00
2.	HT/EHT Voltage	1.47

CHHATTISGARH:

Sl. No.	Category	Amount (Rs./kWh)
1	220 kV/132 kV	0.62
2.	33 kV	0.90

DADRA AND NAGAR HAVELI:

Sl. No.	Category	Amount (Rs./kWh)
1	220 kV level	0.52
2	66 kV level	0.35
3	11 kV level	0.60
4	Below 11 kV level	0.00

DAMAN AND DIU:

Sl. No.	Category	Amount (Rs./kWh)
1	LT Voltage	0.00
2.	HT/EHT Voltage	0.59

DELHI (2021-22):

Sl. No.	Category	BRPL (Rs/kWh)	BYPL (Rs/kWh)	TPDDL (Rs/kWh)
	Industrial			
1	Above 66 kV level	1.91	1.88	1.88
2	At 33/66 kV level	1.91	1.88	1.88
3	At 11 kV level	1.91	1.88	1.88
4	At LT level	1.91	1.88	1.88
	Non- Domestic			
5	Above 66 kV level	2.25	2.28	2.18
6	At 33/66 kV level	2.25	2.28	2.18
7	At 11 kV level	2.25	2.28	2.18
8	At LT level	2.25	2.28	2.18
	Public Utility			
9	Above 66 kV level	1.48	1.54	0.80
10	At 33/66 kV level	0.55	1.30	0.75
11	At 11 kV level	0.48	1.23	0.65
12	At LT level	0.03	0.81	0.27

GOA:

Sl. No.	Category	Amount (Rs./kWh)
1	LT Voltage	0.00
2.	HT/EHT Voltage	1.67

GUJARAT:**(i) Torrent Power Limited (TPL)-Distribution Ahmedabad:**

Sl. No.	Category	Amount (Rs./kWh)
1	HTMD-1	1.33
2.	HTMD-2	1.68
3.	HTMD- Metro	2.94
4	NRGP	1.30
5	LTMD-1	1.29
6	LTMD-2	1.65
7	GLP	0.18

(ii) DGVCL / MGVCL / PGVCL / UGVCL:

Sl. No.	Category	Amount (Rs./kWh)
1	HT	1.50

(iii) Torrent Power Limited (TPL)-Distribution Surat:

Sl. No.	Category	Amount (Rs./kWh)
1	HTMD-1	0.67
2.	HTMD-2	1.05
3	NRGP	0.35
4	LTMD	1.16

HARYANA:

Sl. No.	Category	Amount (Rs./kWh)
1	HT industry	1.21
2	Bulk Supply (other than DS)	1.00
3	Railways (Traction)	0.86
4	LT Supply	0.96
5	NDS (HT Supply)	1.28

HIMACHAL PRADESH:

Cross Subsidy Surcharge for Long-term & Medium-term Open Access Consumers

Sl. No.	Category	Amount (Rs./kWh)
1	Large Industrial Power Supply EHT Consumers	0.43
2	HT 2 Consumers	0.31
3	Irrigation & Drinking Water Supply Category - EHT Consumers	0.47
4	Irrigation & Drinking Water Supply Category - HT Consumers	0.22
5	Bulk Supply Category - EHT Consumers	0.44
6	Bulk Supply Category – HT Consumers	0.21

Cross Subsidy Surcharge for Short-term Open Access Consumers during Time of the Day

Sl. No.	Category	Cross Subsidy Surcharge for Part of the Day
---------	----------	---

		Non-Peak Hours (Rs./kWh)	Peak Hours (Rs./kWh)
1	Large Industrial Power Supply EHT Consumers	0.43	0.54
2	HT 2 Consumers	0.31	0.47
3	Irrigation & Drinking Water Supply Category - EHT Consumers	0.47	0.54
4	Irrigation & Drinking Water Supply Category - HT Consumers	0.22	0.26
5	Bulk Supply Category - EHT Consumers	0.44	0.44
6	Bulk Supply Category - HT Consumers	0.21	0.21

JHARKHAND (2020-21):

Sl. No.	Category	Amount (Rs./kWh)
1	HT Services 11 kV	1.41
2.	HT Services 33 kV & above	1.41

KARNATAKA:

(Paise/unit)

Sl. No.	Category	CESC / GESCOM / HESCOM / MESCOM		BESCOM	
		66 kV & above	HT level-11 kV/33kV	66 kV & above	HT level-11 kV/33kV
1	HT- 1 Water Supply	60	8	60	8
2	HT-2a (i) Industries	-	-	208	208
3	HT-2a (ii) Industries	195	195	195	195
4	HT-2b (i) Commercial	-	-	275	275
5	HT-2b (ii) Commercial	259	259	259	259
6	HT- 2 (C) (i)	193	193	193	193
7	HT-2 (C) (ii)	215	215	215	215
8	HT-3 (a) (i) Lift Irrigation	0	0	0	0
9	HT-3(a)(ii) Lift Irrigation	0	0	0	0
10	HT-3(a)(iii) Lift Irrigation	0	0	0	0
11	HT-3(b) Irrigation & Agricultural Farms	0	0	0	0
12	HT- 4 Residential Apartments	165	165	165	165
13	HT-5 Temporary	493	493	493	493

KERALA:

Sl. No.	Category	Amount (Rs./kWh)
1	EHT- Industrial (66 kV)	1.36
2	EHT- Industrial (110 kV)	1.29
3	EHT- Industrial (220 kV)	1.33
4	EHT-Gen A	1.30
5	EHT-Gen B	1.89
6	EHT-Gen C	1.80
7	Railways	1.36
8	KMRL	1.37
9	HT-I(A) Industry	1.54
10	HT-I(B) Industry	1.67
11	HT-II(A)	1.57
12	HT-II (B)	1.85
13	HT-III(A)	1.32
14	HT-III(B)	0.63
15	HT-IV(A)	2.06
16	HT-IV(B)	2.18
17	HT-V	1.71

Madhya Pradesh:

Sl. No.	Category	Amount (Rs./kWh)
1	HV-2 Coal Mines	1.75
2	HV-3 HT Industrial, Non-Industrial and Shopping Malls	1.53
3	HV-3.1 Industrial	1.58
4	HV-3.2 Non-Industrial	1.86
5	HV-3.3 Shopping Malls	1.82
6	HV-3.4 Power Intensive Industries	1.02
7	HV-4 Seasonal & Non Seasonal	1.46
8	HV-5 Irrigation, Public Water Works and Other than Agricultural	1.46
9	HV-6 Bulk Residential Users	1.39
10	HV-7 Synchronization and start-up power	2.40
11	HV-8 E-Vehicle/ E-Rickshaws Charging Stations	1.30

Maharashtra-MSEDCL:

Sl. No.	Category	Amount (Rs./kWh)
HT Category - EHV (66kV and Above)		
1	HT I (A) (i): HT - Industry	1.68
2	HT I (IB): HT - Industry (Seasonal)	2.26
3	HT II (A): HT - Commercial	2.88
4	HT III (A): HT - Railways/Metro/Monorail Traction	1.44

5	HT IV: HT - Public Water Works (PWW)	1.38
6	HT V(A): HT-Agriculture Pumpsets	-
7	HT VI: HT -Group Housing Societies (Residential)	0.75
8	HT IX(B): HT - Public Services- Others	1.94
HT Category - HT (33kV, 22kV and 11 kV)		
1	HT I (A) (i): HT - Industry	1.70
2	HT I (B): HT -Industry (Seasonal)	2.07
3	HT II (A): HT - Commercial	2.61
4	HT III (A): HT - Railways/Metro/Monorail Traction	1.72
5	HT IV: HT - Public Water Works (PWW)	1.53
6	HT V(A): HT - Agriculture Pumpsets	-
7	HT V(B): HT - Agriculture Others	0.07
8	HT VI: HT - Group Housing Societies (Residential)	1.47
9	HT VIII(B): HT - Temporary Supply Others (TSO)	2.81
10	HT IX(A): HT - Public Services- Govt. Edu. Institutions and Hospitals	1.87
11	HT IX(B): HT - Public Services- Others	1.87
12	HT X: HT – Electric Vehicle Charging Station	1.68

Maharashtra- Mumbai (TATA's):

Sl. No.	Category	Amount (Rs./kWh)
1	EHV - Industry	1.34
2	HT I - Industry	0.69
3	EHV- Commercial	1.32
4	HT II - Commercial	1.67
5	HT III - Group Housing Society (Residential)	0.92
6	HT IV – Railways, Metro and Monorail	1.38
7	HT V - Public Services	
	<i>a) Govt. Edu. Inst. & Hospitals</i>	1.61
	<i>b) Others</i>	1.46
8	HT VI - EV Charging Stations	0.00
	LT CUSTOMERS	
9	LT I (A) - Residential (BPL)	0.00
10	LT I (B) - Residential	0.00
11	LT II - Commercial	
	<i>(A) - Upto 20 kW</i>	0.00
	<i>(B) - > 20 kW & < 50kW</i>	0.89
	<i>(C) - > 50kW</i>	1.08
12	LT III (A) - Industry < 20 kW	0.00
13	LT III (B) - Industry > 20kW	0.44
14	LT IV - Public Services	
	<i>a) Govt. Edu. Inst. & Hospitals</i>	0.00
	<i>b) Others</i>	0.30
15	LT V - EV Charging Stations	0.00

Sl. No.	Category	Amount (Rs./kVAh)
1	EHV Industry	1.29
2	HT I – Industry	0.66
3	EHV- Commercial	1.27
4	HT II – Commercial	1.61
5	HT III - Group Housing Society	0.88
6	HT IV - Railways Metro & Monorail	1.33
7	HT V(A) - Public Service - Government Hospitals & Educational Institutions	1.55
8	HT V(B) - Public Service - Others	1.40
9	HT VI - EV Charging Stations	0.00

Note: CSS has not been determined in Rs/kVAh terms for LT categories as kVAh tariffs have not been introduced for LT categories in this Order

Maharashtra (Adani Electricity Mumbai Limited):

Sl. No.	Category	Amount (Rs./kWh)
1	HT I – Industry	1.55
2	HT II – Commercial	1.89
3	HT III - Group Housing Society (Residential)	1.56
4	HT IV – Railways, Metro & Monorail	1.58
5	HT V - Public Services	
	<i>a) Govt. Edu. Inst. & Hospitals</i>	1.65
	<i>b) Others</i>	1.64
6	HT VI - EV Charging Stations	-
	LT CUSTOMERS	
7	LT I (A) - Residential (BPL)	-
8	LT I (B) - Residential	0.16
9	LT II - Commercial	
	<i>(A) - Upto 20 kW</i>	1.61
	<i>(B) - > 20 kW & < 50kW</i>	1.84
	<i>(C) - > 50kW</i>	1.95
10	LT III (A) - Industry < 20 kW	1.00
11	LT III (B) - Industry > 20kW	1.74
12	LT IV- Public Services	
	<i>a) Govt. Edu. Inst. & Hospitals</i>	0.74
	<i>b) Others</i>	1.12
13	LT V - EV Charging Stations	-

Sl. No.	Category	Amount (Rs./kVAh)
1	HT I – Industry	1.48
2	HT II – Commercial	1.83
3	HT III - Group Housing Society	1.53
4	HT V(B) - Railways Metro & Monorail	1.46

5	HT VI - Public Services	
	<i>HT VI - Public Services</i>	1.53
	<i>HT VI - Public Services</i>	1.59
6	HT VII - EV Charging Stations	-

Note: CSS has not been determined in Rs/kVAh terms for LT categories as kVAh tariffs have not been introduced for LT categories in this Order

MEGHALAYA:

Sl. No.	Category	Amount (Rs./kVAh)
1	HT level	1.90
2.	EHT level	1.47

Separate Cross Subsidy Surcharge for Ferro Alloy Industries

Sl. No.	Category	Amount (Rs./kVAh)
1	HT level	0.99
2.	EHT level	0.62

ODISHA:

The Cross Subsidy Surcharge for Open Access consumer 1MW & above

Sl. No.	Category	TPCODL (Paise/kWh)	TPNODL (Paise/kWh)	TPWODL (Paise/kWh)	TPSODL (Paise/kWh)
1	HT level	83.02	57.50	53.60	127.08
2.	EHT level	163.39	149.32	123.19	212.30

PUDUCHERRY:

Sl. No.	Category	Amount (Rs./kWh)
1	LT level	0.00
2.	HT level	2.13
3.	EHT level	1.46

PUNJAB:

Sl. No.	Category	Amount (Rs./kWh)
1	Large supply	0.66
2.	Domestic supply	0.00
3.	Non-Residential supply	1.30

4.	Bulk supply	1.30
----	-------------	------

RAJASTHAN:

Sl. No.	Category	Amount (Rs/kWh)
	Non Domestic Service	
1	11 KV	2.31
2	33 KV	2.24
3	132 KV and above	2.22
	Mixed Load/ Bulk Supply	
4	11 KV	1.95
5	33 KV	1.89
6	132 KV and above	1.87
	Large Industrial Service	
7	11 KV	1.82
8	33 KV	1.77
9	132 KV and above	1.75

TAMIL NADU:

Sl. No.	Category	Amount (Rs/kWh)
	HT Sales	
1.	HT IA: HT-Industry	1.79
2.	HT IIA: Govt. educational institute	1.95
3.	HT IIB: Pvt Educational Institute	2.19
4.	HT III - HT commercial	2.33
5.	HT V - Temporary Supply	3.11

TELANGANA:

Sl. No.	Category	TSSPDCL (Rs./kWh)	TSNPDCL (Rs./kWh)
	HT Category at 11 kV		
1	HT-I Industry Segregated	1.97	1.99
2	HT-II - Others	2.33	2.35
3	HT-III Airports, Railways and Bus stations	2.26	2.13
4	HT -IV Irrigation and agriculture & CPWS	1.05	0.64
5	HT-VI Townships and Residential Colonies	1.88	1.97
6	HT-VII Temporary	3.34	3.18

7	HT-IX Electric Vehicle Charging Stations	1.38	0.72
HT Category at 33 kV			
8	HT-I Industry Segregated	1.74	1.83
9	HT-II - Others	2.03	2.28
10	HT -IV Irrigation and agriculture & CPWS	1.24	1.25
11	HT-VI Townships and Residential Colonies	1.78	1.67
12	HT-VII Temporary Supply	2.97	2.90
HT Category at 132 kV			
13	HT-I Industry Segregated	1.53	1.70
14	HT-II - Others	1.98	4.10
15	HT-III Airports, Railways and Bus stations	1.62	-
16	HT -IV Irrigation and agriculture & CPWS	1.41	1.52
17	HT-V Railway Traction & HMR	1.40	1.38
18	HT-VI Townships and Residential Colonies	-	1.63

TRIPURA:

Sl. No.	Category	Amount (Rs/kWh)
Commercial		
1.	Three phase : All units	0.37
2.	Three phase Group	0.44
Industrial		
3.	5-20 HP	0.78
4.	20-100 HP	1.41
5.	Above 100 HP	1.87
6.	Bulk Supply	0.01
7.	Mobile Tower	0.30

UTTARAKHAND:

Sl. No.	Category	Amount (Rs./kWh)
1	HT Industrial	0.54
2.	Non-domestic	0.94

UTTAR PRADESH:

Sl. No.	Category	Amount (Rs./kWh)
1	HV-1 (Supply at 11 kV)	1.89
2	HV-1 (Supply above 11 kV)	2.12
3	HV-2 (Supply at 11 kV)	0.77
4	HV-2 (Supply above 11 kV and upto 66 kV)	0.67
5	HV-2 (Supply above 66 kV and upto 132 kV)	0.76
6	HV-2 (Supply above 132 kV)	0.49
7	HV-3 (For Railway Traction)	2.01
8	HV-3 (for Metro Traction)	1.77
9	HV-4 (Supply at 11 kV)	1.51
10	HV-4 (Supply above 11 kV and upto 66 kV)	1.81
11	HV-4 (Supply above 66 kV and upto 132 kV)	1.99

Note: The tariff orders of the remaining States/UTs are not explicit about the Cross subsidy surcharge.

State-wise Wheeling charges for FY 2022-23

Sr. No.	State	Category	Wheeling charges in paise/kWh
1.	Andhra Pradesh		
	APCPDCL/APSPDCL	11 kV	117
		33 kV	46
		132 kV and above	35
	APEPDCL	11 kV	108
		33 kV	43
132 kV and above		35	
2.	Assam	33/11 kV voltage	33
3.	Bihar		
	NBPDC/ SBPDCL	33 kV	47
		11 kV	51
4.	Chandigarh	At HT and EHT level	8
		At LT level	77
5.	Chhattisgarh		28.77
6.	Dadra & Nagar Haveli		
		Below 11 kV-LT	105
		11 kV	7
		66 kV	7
		220 kV	4
7.	Daman & Diu		
		At LT level	91
		At HT & EHT level	9
8.	Delhi (2021-22)		
	BRPL	Above 66 kV level	0
		At 33/66 kV level	104.8
		At 11 kV level	106.1
		At LT level	114.3
		Average	112.8
	BYPL	Above 66 kV level	0
		At 33/66 kV level	122.4
		At 11 kV level	124
		At LT level	134.5
		Average	133.5
	TPDDL	Above 66 kV level	99.1
		At 33/66 kV level	99.8
		At 11 kV level	101.7
		At LT level	108.3
Average		107.4	
9.	Goa		
		At LT level	152
		At HT/ EHT level	11
10.	Gujarat		
	UGVCL/DGVCL/MGVCL/PGV CL	At 11kV level (HT)	18.27
		At 400 volt (LT)	80.07

State-wise Wheeling charges for FY 2022-23

	Torrent Power (Surat Supply Area)	HT voltage	129	
		LT voltage	94	
	Torrent Power (Ahmedabad Supply Area)	HT voltage	155	
		LT voltage	133	
11.	Haryana	At HT level	84	
		At LT level	103	
12.	Himachal Pradesh	EHT (≥ 66 kV)	22	
		HT (33 kV)	63	
		HT (≥ 11 kV & < 33 kV)	148	
		LT (< 11 kV)	328	
13.	Jharkhand (2020-21)	33 kV and above	22	
		11 kV	64	
		LT	163	
14.	Karnataka	BESCOM	HT Network	28.88
			LT Network	67.39
		CESC	HT Network	39.65
			LT Network	92.51
		GESCOM	HT Network	41.47
			LT Network	96.77
		HESCOM	HT Network	36.74
			LT Network	85.72
MESCOM	HT Network	42.89		
	LT Network	100.07		
15.	Kerala	At HT level	61	
16.	Madhya Pradesh	33 kV level	17	
17.	Maharashtra	MSEDCL	HT	57
			LT	135
		Mumbai (BEST)	HT	52
			LT	146
		Mumbai (AEML-D)	HT	68
			LT	148
		Mumbai (TATA's)	HT (33/22/11/6.6 kV)	108
			LT	179
EHV (110 kV)	7			
18.	Manipur		82.27	
19.	Meghalaya		129	
20.	Mizoram		191.70	
21.	Nagaland	For combined 11 kV and 33 kV network	332	
22.	Odisha			

State-wise Wheeling charges for FY 2022-23

	TPCODL	For both 11 kV and 33 kV network	98.43
	TPNODL	For both 11 kV and 33 kV network	113.69
	TPWODL	For both 11 kV and 33 kV network	77.12
	TPSODL	For both 11 kV and 33 kV network	112.01
23.	Puducherry	For EHT level	3
		For HT level	17
		For LT level	108
24.	Punjab	For Long Term/Medium Term Open Access Customers (Rs./ MW/Month)	285143
		For Short Term Open Access Customers (Rs./MWh)	733.99
25.	Rajasthan	At 11 kV level	77
		At 33 kV level	16
		At 132 kV and above Voltage level	1
26.	Sikkim	Combined wheeling charge	484
27.	Tamil Nadu	HT	96
		LT	148
28.	Telangana	(Rs./kVA/month)	
	TSSPDCL	At 33 kV level	36.26
		At 11 kV level	322.51
		At LT level	809.98
	TSNPDCL	At 33 kV level	61.63
		At 11 kV level	641.34
		At LT level	1317.86
29.	Tripura (TSECL)		57
30.	Uttarakhand	HT industry consumers having contracted load above 1000kVA (Rs./MW/day)	2470
		HT industry consumers having contracted load upto 1000kVA (Rs./MW/day)	4427
		Non-domestic consumers (Rs./MW/day)	11832
31.	Uttar Pradesh		92
32.	West Bengal		99.46

Note: The tariff orders of the remaining States/UTs are not explicit about the wheeling charges.

Regulatory Assets STATE/DISCOM wise

in Rs Crore


S.No.	State/Region	Name of the Distribution Company	FY 2022-23	Remarks
Northern Region				
1	Punjab (पंजाब)	PSPCL	NIL	
2	Uttar Pradesh (उत्तर प्रदेश)	DVVNL	NIL	
		MVVNL	NIL	
		PVVNL	NIL	
		PuVVNL	NIL	
		KESCO	NIL	
		NPCL	NIL	
3	Rajasthan (राजस्थान)	JVVNL	15903	Unfunded gap
		AVVNL	11442	
		JdVVNL	21023	
4	Uttarakhand (उत्तराखण्ड)	UPCL	NIL	
5	Delhi (दिल्ली)	BRPL	4189.46	This is latest figure as DERC for FY 2019-20.
		BYPL	3110.92	
		TPDDL	1762.81	
6	Haryana (हरियाणा)	DHBVNL	NIL	
		UHBVNL	NIL	
7	Himachal Pradesh (हिमाचल प्रदेश)	HPSEBL	NIL	
8	Chandigarh (चंडीगढ़)		NIL	
9	Jammu & Kashmir (जम्मू एवं कश्मीर)	KPDCL	NIL	
Western Region				
10	Maharashtra (महाराष्ट्र)	MSEDCL	NIL	Figures are based on MYT order dated 30th March 2020
		Adani Electricity Mumbai Ltd.	NIL	
		Tata Power Company Limited	NIL	
		BEST	NIL	
11	Madhya pradesh (मध्य प्रदेश)	MPPKVVCL	NIL	
		MPMKVVCL	NIL	
		MPPOKVVCL	NIL	
12	Gujarat (गुजरात)	DGVCL/MGVCL/PGVCL/UGVCL	NIL	
		Torrent Power Ltd.(Ahd. Dist.)	NIL	
		Torrent Power Ltd.(Surat Dist.)	NIL	
13	Goa (गोवा)		NIL	
14	UT of Dadra & Nagar Haveli (दादरा एवं नागर हवेली)	DNHPDCL	1.98	
15	UT of Daman & Diu (दमन और दीव)		NIL	
Southern Region				
16	Tamil Nadu (तमिलनाडु)	TANGEDCO	89375.09	
17	Lakshadweep (लक्षद्वीप)		NIL	
18	Puducherry (पुदुचेरी)		336.16	
19	Andaman & Nicobar Islands (अंडमान एण्ड निकोबार)		NIL	

20	Karnataka (कर्नाटक)	BESCOM	NIL
		MESCOM	NIL
		CESC	NIL
		HESCOM	NIL
		GESCOM	NIL
21	Kerala (केरल)	KSEB	6273.66
22	Telangana (तेलंगाना)	TSSPDCL	NIL
		TSNPDCL	NIL
23	Andhra pradesh (आंध्र प्रदेश)	APCPDCL	NIL
		APEPDCL	NIL
		APSPDCL	NIL
Eastern Region			
24	Bihar (बिहार)	NBPDCL	NIL
		SBPDCL	NIL
25	Chhattisgarh (छत्तीसगढ़)	CSPDCL	NIL
26	Odisha (ओडिशा)		NIL
27	Jharkhand (झारखंड)	JBVNL	NIL
		DVC	NIL
28	West Bengal (पश्चिम बंगाल)	WBSEDCL	107.59
		CESC	107.95
		IPCL	NIL
N-Eastern Region			
29	Arunachal Pradesh (अरुणाचल प्रदेश)	APDoP	NIL
30	Assam (असम)	APDCL	NIL
31	Tripura (त्रिपुरा)	TSECL	60.47
32	Manipur (मणिपुर)	MSPDCL	NIL
33	Meghalaya (मेघालय)	MePDCL	NIL
34	Mizoram (मिजोरम)		NIL
35	Nagaland (नागलैंड)		NIL
36	Sikkim (सिक्किम)		NIL

Note: Information on Regulatory assets are not received from following states i.e. J&K (JPDCL) and Ladakh.

भाग - 2

राज्यों/संघ शासित क्षेत्रों द्वारा विभिन्न उपभोक्ता श्रेणियों
के लिए अभिज्ञापित की गई विद्युत टैरिफ का सारांश



PART - 2

**Summary of Notified Tariffs of Electricity for various
categories of consumers in States/ Union Territories**

ELECTRICITY TARIFF IN ANDAMAN & NICOBAR ISLANDS w.e.f 01.08.2022

Category No.	Category of Service	Energy Charge (Paise/KWh)	Fixed Charge	
1	LIFE LINE CONNECTION 0 to 100 KWh	210	15 Rs./connection/Month or part thereof	
2	DOMESTIC SUPPLY (DS) Upto 100 KWh	250	15 Rs./kWh/Month or part thereof	
	101 to 200 KWh	545		
	201 KWh to 500 KWh	780		
	501 KWh and above	920		
3	COMMERCIAL Upto 200 KWh	820	25 Rs./kVA/Month or part thereof	
	201 to 500 KWh	1020		
	501 to 1000 KWh	1350		
	1001 kWh and above	1500		
4	Hotels/ Restaurant/ Resorts 0-200 kWh	800	30 Rs./kVA/Month or part thereof	
	201 to 500 KWh	1000		
	501 to 1000 KWh	1300		
	1001 kWh and above	1450		
5	Government Connection Up to 500 Units	1050	30 Rs./kVA/Month or part thereof	
	501 Units & above	1350		
6	INDUSTRIAL SUPPLY (i) LT Industrial Upto 500 KWh	685	50 Rs./KVA/Month or part thereof	
	501 to 1000 KWh	960		
	1001 kWh and above	1100		
	(ii) HT Industrial (At 11 kV and above voltage levels) Upto 500 KWh	660	50 Rs./KVA/Month or part thereof	
		501 to 1000 KWh		940
		1001 kWh and above		1050
9	IRRIGATION PUMPS & AGRICULTURE	175	50 Rs./KVA/Month or part thereof	
8	PUBLIC LIGHTING (PL)	800	150 Rs./KVA/Month or part thereof	
7	BULK SUPPLY	1300	100 Rs./KVA/Month or part thereof	
10	TEMPORARY SUPPLY	Rate shall be 1.5 times the rate applicable to the relevant category of consumers.		
11	ELECTRIC VEHICLE CHARGING STATION	780		
	ASSUMED POWER FACTOR	90%		
	Delayed Payment Surcharge:			
	1.5% per month the consumer is liable to pay additional charges on delayed amount, if the payment is made after the due date.			
	Advance Payment Rebate:			
	1% per month rebate shall be given on the amount, if payment is made in advance.			
	Prompt Payment Rebate:			
	0.25% of the bill amount shall be given as rebate for prompt payment, if payment is made at least 7 days in advance of the due date.			
	Power Factor surcharge:			
	2% of billed energy charges for every 1% fall in pf below 85% and upto 80%			
	2.5% of billed energy charges for every 1% fall in pf below 80% and upto 75%			
	3% of billed energy charges for every 1% fall in pf below 75%			
	Reference: JERC website			

ELECTRICITY TARIFF IN ANDHRA PRADESH w.e.f. 01.04.2022

Category No.	Category of Service	Demand Charge (Rs./kW/month)	Energy Charge	Monthly Minimum Charge
LOW TENSION SUPPLY				
LT-I	DOMESTIC (TELESCOPIC)			
	0 - 30 kWh/Month	10 Rs./kW/Month and part thereof	190 Paise/kWh	
	31 - 75 kWh/Month		300 Paise/kWh	
	76 - 125 kWh/Month		450 Paise/kWh	
	126 - 225 kWh/Month		600 Paise/kWh	
	226 - 400 kWh/Month		875 Paise/kWh	
	Above 400 kWh/Month		975 Paise/kWh	
	Smart Meters (Optional for above 500 Units/month)	10 Rs./kW/Month and part thereof	975 Paise/kWh	
	Time of Day tariff (TOD) 10 am to 12 noon		875 Paise/kWh	
LT-II	COMMERCIAL & OTHERS			
LT-II (A)	COMMERCIAL			
LT-II (A) (i)	Commercial - LT			
	0 - 50 kWh/Month	75 Rs./kW/Month	540 Paise/[kVAh/kWh]	65 Rs./Month for single phase 200 Rs./Month for three phase
	51 - 100 kWh/Month		765 Paise/[kVAh/kWh]	
	101 - 300 kWh/Month		905 Paise/[kVAh/kWh]	
	301 - 500 kWh/Month		960 Paise/[kVAh/kWh]	
	Above 500 kWh/Month		1015 Paise/[kVAh/kWh]	
LT-II (A) (ii)	ADVERTISING HOARDINGS - All Units		100 Rs./kW/Month	
LT-II (A) (iii)	Functions Halls/Auditoria	Nil	1225 Paise/[kVAh/kWh]	300 Rs./Month
LT-II (B)	STARTUP POWER	Nil	1225 Paise/[kVAh/kWh]	
LT-II (C)	Electric Vehicles(EVs)/Charging Stations	Nil	670 Paise/[kVAh/kWh]	
Note: The DISCOMs shall collect only 90% of the above tariff from charging stations.				
LT-II (D)	GREEN POWER	Nil	1225 Paise/[kVAh/kWh]	
LT-III	INDUSTRY			
LT-III (A)	INDUSTRY GENERAL (Contracted load of 100 HP /	75 Rs./kW/Month	670 Paise/[kVAh/kWh]	
All the industries under Category-III industry general are permitted to avail load upto 150 HP on exercise of option, with the following tariffs.				
	101 HP to 150 HP	275 Rs./kW/Month	670 Paise/[kVAh/kWh]	
LT-III (B)	Seasonal Industries (Off Season)	75 Rs./kW/Month	745 Paise/[kVAh/kWh]	
For the purpose of billing, 1 kVA shall be equal to 1 kW and 1 HP = 0.75 kW				
LT-III (D)	Cottage Industries (upto 10 HP) - All units	20 Rs./kW/Month	375 Paise/kWh	
* Units which exceed a connected load of 10 HP shall be billed at tariff specified for Category III(A):LT Industry (General). * Dhobighats shall be extended free power supply as per G.O.Rt.No.75, dt:27-06-2018.				
LT-IV	INSTITUTIONAL			
LT-IV (A)	UTILITIES			
	Street Lighting, CPWS / PWS Schemes and NTR Sujala	75 Rs./kW/Month	700 Paise/[kVAh/kWh]	
LT-IV (B)	General Purpose - places of crematoria, Govt. Educational Institutions, old age homes Charitable trust, etc.	75 Rs./kW/Month	700 Paise/[kVAh/kWh]	50 Rs./Month for single phase 150 Rs./Month for three phase
LT-IV (C)	Religious Places			
	For the places other than goshals (for load upto 2 KW only)	30 Rs./kW/Month	385 Paise/[kVAh/kWh]	
	(for load >2 KW only)	30 Rs./kW/Month	500 Paise/[kVAh/kWh]	
	Goshalas	30 Rs./kW/Month	385 Paise/[kVAh/kWh]	
LT-V	AGRICULTURE & RELATED			
LT-V (A)	AGRICULTURE			
LT-V (A) (i)	Corporate Farmers			
	Corporate Farmers with Demand Side Management(DSM)		350 Paise/kWh	
	Farmers without Demand Side Management (DSM)		450 Paise/kWh	

LT-V (A) (ii)	Non-Corporate Farmers (upto 1500 units/HP/annum)	0		0	Paise/kWh
	Above 1500 units/HP/annum			634	Paise/kWh
LT-V (A) (iii)	Salt Farming Units upto 15 HP*			250	Paise/kWh
	* Units with connected load more than 15 HP shall be billed under Category LT III(A): Industry (General) tariff.				
LT-V (A) (iv)	SUGARCANE CRUSHING	Nil		Nil	
LT-V (A) (v)	RURAL HORTICULTURE NURSERIES	Nil		Nil	
LT-V (A) (vi)	FLORICULTURE IN GREEN HOUSE	75	Rs./kW/Month	450	Paise/(kVAh/kWh)
LT-V (B)	Aqua Culture & Animal Husbandry	30	Rs./kW/Month	385	Paise/(kVAh/kWh)
LT-V (D)	Agro based Cottage Industries upto 10 HP*	20	Rs./kW/Month	375	Paise/kWh
	* Agro based activities with connected load exceeding 10 HP shall be billed at Tariff specified for Category III (A) - Industry General-LT or HT based on connected load / contracted demand without applying ToD charges.				
	Temporary Supply				
	Consumers except those entitled to fully subsidized and	30	Rs./kW/Month	1050	Paise/kVAh/kWh
	Consumers who are entitled to fully subsidized and free	0		375	Paise/kVAh/kWh
	HIGH TENSION SUPPLY				
	HT-I DOMESTIC				
HT-I(B)	TOWNSHIPS, COLONIES, GATED COMMUNITIES &	75	Rs./kVA/Month	700	Paise/kVAh
	HT-II COMMERCIAL & OTHERS				
HT-II(A) (i)	Commercial				
	11 kV	475	Rs./kVA/Month of billing demand	765	Paise/kVAh*
	33 kV			695	Paise/kVAh*
	132 kV			670	Paise/kVAh*
	220 kV			665	Paise/kVAh*
	* Rs 1.00/kVAh Time of Day Tariff is leviable on energy consumption during the period from 06:00 PM to 10:00 PM, in addition to the normal energy charges at respective voltages.				
HT-II(A) (iii)	FUNCTION HALLS / AUDITORIA	Nil		1225	Paise/kVAh
	HT-II(B) STARTUP POWER				
HT-II(C)	Electric Vehicles /Charging Stations			670	Paise/kVAh
HT-II(D)	Green Power			1225	Paise/kVAh
	HT-III Industry				
HT-III(A)	Industry -General				
	Industry, ToD (HGD) (Feb'23- Mar'23), (Apr'22- May'22) & (Sep'22-Oct'22)				
	Peak (06-10) & (18-22)				
	11 kV	475	Rs./kVA/Month of billing demand	780	Paise/kVAh
	33 kV			735	Paise/kVAh
	132 kV			690	Paise/kVAh
	220 kV			685	Paise/kVAh
	Off-Peak (10 -15) & (00-06)				
	11 kV	475	Rs./kVA/Month of billing demand	555	Paise/kVAh
	33 kV			510	Paise/kVAh
	132 kV			465	Paise/kVAh
	220 kV			460	Paise/kVAh
	Normal (15-18) & (22-24)				
	11 kV	475	Rs./kVA/Month of billing demand	630	Paise/kVAh
	33 kV			585	Paise/kVAh
	132 kV			540	Paise/kVAh
	220 kV			535	Paise/kVAh
	Industry, ToD (LGD) (Jun'22-Aug'22) & (Nov'22-Jan'23)				
	Peak (06-10) & (18-22)				
	11 kV	475	Rs./kVA/Month of billing demand	730	Paise/kVAh
	33 kV			685	Paise/kVAh
	132 kV			640	Paise/kVAh
	220 kV			635	Paise/kVAh

	Off-Peak (10 -15) & (00-06)				
	11 kV	475	Rs./kVA/Month of billing demand	555	Paise/kVAh
	33 kV			510	Paise/kVAh
	132 kV			465	Paise/kVAh
	220 kV			460	Paise/kVAh
	Normal (15-18) & (22-24)				
	11 kV	475	Rs./kVA/Month of billing demand	630	Paise/kVAh
	33 kV			585	Paise/kVAh
	132 kV			540	Paise/kVAh
	220 kV			535	Paise/kVAh
	Industrial Colonies				
	All Voltages			700	Paise/kVAh
HT-III(B)	Seasonal Industries (Off Season Tariff)				
	11 kV	475	Rs./kVA/Month of billing demand	765	Paise/kVAh
	33 kV			695	Paise/kVAh
	132 kV			670	Paise/kVAh
	220 kV			665	Paise/kVAh
HT-III(C)	Energy Intensive Industries				
	11 kV			580	Paise/kVAh
	33 kV			535	Paise/kVAh
	132 kV			495	Paise/kVAh
	220 kV			490	Paise/kVAh
HT-IV	INSTITUTIONAL				
HT-IV (A)	Utilities				
	11 kV	475	Rs./kVA/Month	765	Paise/kVAh
	33 kV			695	Paise/kVAh
	132 kV			670	Paise/kVAh
	220 kV			665	Paise/kVAh
HT-IV (B)	GENERAL PURPOSE				
	11 kV	475	Rs./kVA/Month	795	Paise/kVAh
	33 kV			725	Paise/kVAh
	132 kV			700	Paise/kVAh
	220 kV			695	Paise/kVAh
HT-IV(C)	Religious Places	30	Rs./kVA/Month	500	Paise/kVAh
HT-IV(D)	Railway Traction (132 / 220 kV)	350	Rs./kVA/Month	550	Paise/kVAh
HT-V	AGRICULTURE & RELATED				
HT-V (B)	Aqua Culture & Animal Husbandry	30	Rs./kVA/Month	385	Paise/kVAh
HT-V(E)	Government / Private Lift Irrigation Schemes			715	Paise/kVAh
	TEMPORARY SUPPLY		Demand charges of	1.5	times of the Tariff
	ASSUMED POWER FACTOR	95%			
	Reference: APERC website				

ELECTRICITY TARIFF IN ARUNACHAL PRADESH w.e.f 01.06.2018

Category No.	Category of Service	Energy Charge (Paise/kWh)
1	DOMESTIC	
	LT (Low Tension)	
	(i) 1-Phase, 230 Volt	400
	(ii) 3-Phase, 400 Volt	400
	(iii) 1-Phase, 230 Volt KJP & BPL Connection	265
	HT (High Tension)	
(i) 3-Phase, 11 KV	340	
(ii) 3-Phase, 33 KV	325	
2	COMMERCIAL (Non-Industrial)	
	LT (Low Tension)	
	(i) 1-Phase, 230 Volt	500
	(ii) 3-Phase, 400 Volt	500
	HT (High Tension)	
	(i) 3-Phase, 11 KV	420
(ii) 3-Phase, 33 KV	400	
3	PUBLIC LIGHTING & WATER SUPPLY CONSUMERS	
	LT (Low Tension)	
	(i) 1-Phase, 230 Volt	510
	(ii) 3-Phase, 400 Volt	510
	HT (High Tension)	
	(i) 3-Phase, 11 KV	420
(ii) 3-Phase, 33 KV	400	
4	AGRICULTURE CONSUMERS	
	LT (Low Tension)	
	(i) 1-Phase, 230 Volt	310
	(ii) 3-Phase, 400 Volt	310
	HT (High Tension)	
	(i) 3-Phase, 11 KV	275
(ii) 3-Phase, 33 KV	265	
5	INDUSTRIAL CONSUMERS	
	LT (Low Tension)	
	(i) 1-Phase, 230 Volt	430
	(ii) 3-Phase, 400 Volt	430
	HT (High Tension)	
	(i) 3-Phase, 11 KV	385
(ii) 3-Phase, 33 KV	350	
(iii) 3-Phase, 132 KV & above	335	
6	BULK MIXED CONSUMERS	
	HT (High Tension)	
	(i) 3-Phase, 11 KV	375
	(ii) 3-Phase, 33 KV	340
(iii) 132 KV & above	325	
7	TEMPORARY CONSUMERS	
	(i) 1-Phase, 230 Volt	650
	(ii) 3-Phase, 400 Volt	650
Reference: APSERC website		

ELECTRICITY TARIFF IN ASSAM w.e.f. 01.04.2022

CATEGORY	Category of Service	Fixed Charge	Energy Charge (P/kWh)
LT-I	JEEVAN DHARA Load upto 0.5 KW & consumption upto 45 KWh/month	30 Rs/Month	465
LT-II	DOMESTIC A : FOR LOAD UPTO 5 KW		
	First 120 kWh/Month	60 Rs/KW/Month	530
	121-240 kWh/Month		660
	above 240 kWh		760
LT-III	DOMESTIC B: FOR LOAD > 5 KW & UPTO 25 KW	60 Rs/KW/Month	715
LT-IV	COMMERCIAL UPTO 25 KW		
	For all consumption	140 Rs/KW/Month	760
LT-V	GENERAL PURPOSE SUPPLY LOAD UPTO 25 KW		
a	Non-commercial and Non-domestic users of electric power like Government offices, Government Educational and cultural institutions, Government hospitals, dispensaries, Charitable institutions and Trusts	155 Rs/KW/Month	655
b	Government Primary and Secondary / Higher Secondary Schools	80 Rs/KW/Month	645
LT-VI	PUBLIC LIGHTING	130 Rs/KW/Month	650
LT-VII	AGRICULTURE UPTO 25 KW	55 Rs/KW/Month	465
LT-VIII	SMALL INDUSTRIES UPTO 25 KW		
	(i) RURAL (For all consumption)	60 Rs/KW/Month	515
	(ii) URBAN (For all consumption)	70 Rs/KW/Month	540
LT-IX	TEMPORARY SUPPLY		
	Domestic	95 Rs/KW/day or Rs. 9.49/KWh whichever is higher	
	Agriculture	55 Rs/KW/day or Rs. 4.75/KWh whichever is higher	
	Non- Domestic & Non-Agriculture	145 Rs/KW/day or Rs. 11.59/KWh whichever is higher	
LT-X	ELECTRIC VEHICLES CHARGING STATION	140 Rs/KW/Month	550
HT-I	DOMESTIC (above 25 KW or 30 KVA)	60 Rs/KVA/Month	720
HT-II	COMMERCIAL (above 25 KW or 30 KVA)	200 Rs/KVA/Month	760
HT-III	PUBLIC WATER WORKS	145 Rs/KVA/Month	635
HT-IV	BULK SUPPLY (above 25 KW or 30 KVA)		
	(i) Government educational institutions	140 Rs/KVA/Month	675
	(ii) Others	200 Rs/KVA/Month	770
HT-V (A)	HT SMALL INDUSTRIES ABOVE 30 KVA AND UPTO 50 KVA	80 Rs/KVA/Month	585
HT-V (B)	HT INDUSTRIES-I above 50 KVA TO 150 KVA	190 Rs/KVA/Month	625
HT-V (C)	HT INDUSTRIES-II above 150KVA		
	OPTION -1	270 Rs/KVA/Month	665
	OPTION -2	350 Rs/KVA/Month	625
HT-VI	TEA, COFFEE AND RUBBER	300 Rs/KVA/Month	660
HT-VII	OIL AND COAL	310 Rs/KVA/Month	765
HT-VIII	HT IRRIGATION (above 25 KW or 30 KVA)	75 Rs/KVA/Month	615
HT-IX	Temporary Supply	180 Rs/KVA/day or Rs. 9.25/KWh whichever is higher	
HT-X	Electric Crematorium	180 Rs/KVA/Month	445
HT-XI	Railway Traction	310 Rs/KVA/Month	635

HT-XII	ELECTRIC VEHICLES CHARGING STATION	170 Rs/KVA/Month	700
	TOD Tariff	Applicable for LT- VIII, HT-V(A), HT-V(B), HT-V(C) (Option-1), HT-VI, HT-VII	
	Time	Energy Charges (P/kWh)	
	Time 0600 - 1700 Hrs.(normal)	0	
	Time 1700 - 2200 Hrs.(peak)	200	
	Time 2200 - 0600 Hrs.(night off-peak)	-200	
	Power Factor Penalty :		
1%	on total consumption for every 1% fall in PF below 85% to 60% plus 2% for every 1% fall below 60%		
	Power Factor Rebate :		
1%	on the energy charges on unit consumption shall be applicable; if the average PF maintained by the consumer is more than 0.85 and up to 0.95		
2%	on the energy charges on unit consumption shall be applicable; if the average PF maintained by the consumer is more than 0.95 and up to 0.97		
3%	on the energy charges on unit consumption shall be applicable; if the average PF maintained by the consumer is more than 0.97 and above up to unity PF.		
	Assumed Power Factor	85%	
	Reference: AERC Website		

ELECTRICITY TARIFF IN BIHAR w.e.f. 01.04.2022

Category No.	Demand Charge	Energy Charge Paise/kWh	
LOW TENSION SUPPLY			
Kutir Jyoti-BPL Consumers (Consumption upto 50 kWh/Month)			
Metered Supply			
	K.J. load - First 50 Unts	10 Rs/Month/Connection	610
	For remaining units		as per DS-I (metered) or DS-II as applicable
DS - I	Domestic service for Rural areas		
Metered Supply			
	First 50 kWh/Month		610
	51 to 100 kWh/Month	20 Rs./KW or part thereof per month	640
	Above 100 kWh/Month		670
DS - II	Domestic service for Urban areas		
Metered Supply (Contract demand upto 70 kW)			
	1 - 100 kWh/Month	40 Rs./KW or part thereof per month	610
	101 - 200 kWh/Month		695
	Above 200 kWh/Month		805
DS-III	Domestic service for Group Connection (residential townships, registered societies, multi-storied residential complex)		
Metered Supply (Contract demand upto 74 kW)			
		40 Rs./KW or part thereof per month	740
NDS - I	Non-domestic service for rural areas		
Metered Supply			
	First 100 kWh/Month	30 Rs./KW or part thereof per month	640
	101 to 200 kWh/Month		700
	Above 200 kWh/Month		755
NDS - II	Non-domestic service for urban areas for contracted load upto 70 KW		
Metered Supply			
a	Contract load upto 0.5 KW	100 Rs./Connection/Month	635
b	Contract load above 0.5 KW and upto 70 KW		
	First 100 kWh/Month	180 Rs./KW or part thereof per month	635
	101 to 200 kWh/Month		685
	Above 200 kWh/Month		740
IAS - I	Irrigation & Agricultural service (Connected load based and load upto 100 HP)		
Unmetered Supply			
		800 Rs/HP/Month or part thereof	
Metered Supply			
		30 Rs/HP/Month or part thereof	555
IAS - II	Irrigation & agricultural service to State tubewells/ State lift irrigation pumps/ State irrigation pumps upto 74 kW/100 HP		
Metered Supply			
		240 Rs/KVA/Month or part thereof	590
LTIS	LT INDUSTRIAL SERVICE (Connected load / Contract demand upto 99 HP or 74 kW)		
LTIS - I	Demand Based Tariff (For Contract demand upto 19 KW)	144 Rs/KVA/Month or part thereof	640
LTIS - II	Demand Based Tariff (For Contract demand above 19 KW)	180 Rs/KVA/Month or part thereof	640
PWW	PUBLIC WATER WORKS		
	Demand Based Tariff (For Contract demand upto 74 KW)	315 Rs/KVA/Month or part thereof	795
	Har Ghar Nal (Connected load based)	40 Rs/HP/Month or part thereof	670
SS	STREET LIGHT SERVICES		
S.S.-I	Metered	50 Rs/kW/Month or part thereof	740
S.S.-II	Unmetered	375 Rs per 100 W/Month or part thereof	Nil
	LT Electric Vehicle Charging Stations	Nil	715

Time of Day tariff (TOD) (Consumers under LTIS-I, LTIS-II & PWW shall have the option to take TOD tariff instead of the normal tariff given in the				
Time of use		Demand Charge		Energy Charge
(i) Normal period (05:00 a.m. to 05:00 p.m.)		Normal rate		Normal rate of energy charges
(ii) Evening peak load period (05:00 p.m. to 11:00 p.m.)		Normal rate		110% of normal rate of energy charges
(iii) Off-peak load period (11:00 p.m. to 05:00 a.m.)		Normal rate		90% of normal rate of energy charges
HT	HIGH TENSION SUPPLY			
HTS	HTS (General)			
HTS - I	11kV (Contract Demand 50 kVA upto 1500 kVA)-All Units	300	Rs/kVA/Month of billing demand	655
				Paisa/kVAh
HTS - II	33 kV (Contract Demand 500 kVA upto 15000 kVA) -All Units	300	Rs/kVA/Month of billing demand	650
				Paisa/kVAh
HTS - III	132 kV (With a minimum contract demand of 7.5 MVA) -All Units	300	Rs/kVA/Month of billing demand	645
				Paisa/kVAh
HTS-IV	220 kV (With a minimum contract demand of 10 MVA) -All Units	300	Rs/kVA/Month of billing demand	640
				Paisa/kVAh
	HTIS (HT Industrial Services)			
HTIS - I	11kV (Contract Demand 50 kVA upto 1500 kVA)-All Units	300	Rs/kVA/Month of billing demand	655
				Paisa/kVAh
HTIS - II	33 kV (Contract Demand 500 kVA upto 15000 kVA) -All Units	300	Rs/kVA/Month of billing demand	650
				Paisa/kVAh
HTIS - III	132 kV (With a minimum contract demand of 7.5 MVA) -All Units	300	Rs/kVA/Month of billing demand	645
				Paisa/kVAh
HTIS-IV	220 kV (With a minimum contract demand of 10 MVA) -All Units	300	Rs/kVA/Month of billing demand	640
				Paisa/kVAh
	HTIS (Oxygen Manufactures)			
HTSS	High Tension Specified Service (AT 33/11 kV)			
	Induction Furnaces having C.D of 300 kVA & more-All Units	700	Rs/kVA/Month of billing demand	410
				Paisa/kVAh
RTS	RAILWAY TRACTION SERVICE			
	At 132 KV - All Units	280	Rs/kVA/Month of billing demand	670
				Paisa/kVAh
	HT Electric Vehicle Charging Stations	Nil		645
				Paisa/kVAh
	Load Factor Incentive for all HT Industrial category consumers (excluding HTSS & HTIS Oxygen Manufactures)			
	Load Factor Range	Incentive		
	30% - 50%	10	Paise/kWh on energy charges	
	50% - 70%	20	Paise/kWh on energy charges	
	Above 70%	30	Paise/kWh on energy charges	
	Load Factor Incentive for all HTSS consumers			
	Load Factor Range	Incentive		
	Above 60%	30	Paise/kWh on energy charges	
	Load Factor Incentive for HTIS -Oxygen Manufacturing industries			
	65% to 75%	15	Paise/kWh on energy charges	
	Above 75%	25	Paise/kWh on energy charges	
	Time of Day tariff (TOD) for all HT consumers			
	Time of use		Demand Charge	Energy Charge
	(i) Normal period (05:00 a.m. to 05:00 p.m.)		Normal rate	Normal rate of energy charges
	(ii) Evening peak load period (05:00 p.m. to 11:00 p.m.)		Normal rate	110% of normal rate of energy charges
	(iii) Off-peak load period (11:00 p.m. to 05:00 a.m.)		Normal rate	90% of normal rate of energy charges
	Delayed Payment Surcharge (DPS):			
1.5%	per month or part thereof on outstanding principal amount of bill will be levied form the original due date for payment, if the payment is not made 10 days after			
	Online Payment Rebate:			
1%	of the billed amount in addition to rebate @ 1.5% shall be allowed. However, online payment rebate shall be applicable if the consumer makes full payment of			
	Prompt Payment Rebate:			
1.5%	of the billed amount shall be given as rebate, if payment is made before the due date of payment. In case a consumer makes full payment after due date but			
	ASSUMED POWER FACTOR	90%		
	Reference: BERC Website			

ELECTRICITY TARIFF IN CHANDIGARH w.e.f. 01.07.2022

Sl. No.	Category of Service	Demand/Fixed Charge	Energy Charge (Paise/kWh)
1	DOMESTIC SUPPLY (DS)		
	0 - 150 kWh/Month	15 Rs/KW/Month	275
	151 - 400 kWh/Month		425
Above 400 kWh/Month	465		
2	COMMERCIAL / NON-RESIDENTIAL SUPPLY (NRS)		
	0 - 150 kWh/Month	25 Rs/KW/Month for Single Phase	450
	151 - 400 kWh/Month	100 Rs/KW/Month for Three phase	470
	Above 400 kWh/Month		500
3	Industry		
a	LARGE INDUSTRIAL POWER SUPPLY(LS) (At 11 kV, For connected load above 100 kVA)-All Units	200 Rs/KW/Month	450
b	MEDIUM INDUSTRIAL POWER SUPPLY (MS) (from 21 kVA to 100 kVA)-All Units	200 Rs/KW/Month	420
c	SMALL INDUSTRIAL POWER SUPPLY (SP) (Upto 20 KW or 26 BHP)-All Units	30 Rs/KW/Month	430
4	AGRICULTURE PUMPING SUPPLY (AR) (Upto 20 KW or 26 BHP)-All Units	Nil	260
5	PUBLIC LIGHTING (PL)		
	Public Lighting System managed by municipal corp., panchayat and street light outsourced to an external agency	100 Rs/KW/Month	480
	Advertisement/ Neon Sign Boards- advertisement boards, bill boards (apart from advertisement boards installed on commercial establishments and charged under commercial tariff)	100 Rs/KW/Month	640
6	BULK SUPPLY (BS) (GENERAL / MIXED LOADS EXCEEDING 10 KW)-All Units	150 Rs/KW/Month	420
7	TEMPORARY SUPPLY (TS)	Tariff shall be Fixed/ Demand charges (if any) plus energy charges (for relevant slab, if any) under corresponding permanent supply category plus 50% of both. For multi activity pursuit, applicable Tariff for temporary connection shall be with reference to that of commercial category for permanent supply.	
8	HT Domestic (11 KV or above)	15 Rs/KW/Month	430
9	HT Commercial (11 KV or above)	100 Rs/KW/Month	450
10	ELECTRIC VEHICLE CHARGING STATION		360
	Power Factor Incentive:		
1.0%	Incentive on demand and energy charges for each 1% increase in monthly average power factor above 95%		
	Delayed Payment Surcharge:		
2%	per month on delayed amount, if the payment is made after the due date		
	Advance Payment Rebate:		
1%	per month rebate shall be given, if payment is made in advance well before commencement of consumption period for which bill is prepared		
	Prompt Payment Rebate:		
0.25%	of the bill amount shall be given as rebate, if payment is made at least 7 days in advance of the due date of payment		
	Power Factor surcharge:		
2%	of consumption charges for every 1% fall in pf below 85% and upto 80%		
2.5%	of consumption charges for every 1% fall in pf below 80% and upto 75%		
3%	of consumption charges for every 1% fall in pf below 75%		
	Time of Day (TOD) tariff : For HT/EHT consumer		
	Time of Use	Demand Charges	Energy Charges
	Normal period (0600 Hrs - 1800 Hrs)	Normal Rate	Normal rate of energy charges
	Evening peak load period (1800 Hrs - 2200 HRS)	Normal Rate	120 % of Normal rate of energy charges
	Off-peak load period (2200 Hrs - 0600 Hrs)	Normal Rate	90 % of Normal rate of energy charges
	Assumed Power Factor	90%	
	Reference: JERC WEBSITE		

ELECTRICITY TARIFF IN CHHATTISGARH w.e.f. 01.04.2022

Category	Category of Service	Demand / Fixed Charge	Energy Charge	Minimum Charge	
LOW VOLTAGE(LV) TARIFF					
LV-1	DOMESTIC (including BPL consumers)				
	0 - 100 Units/Month	20	Rs/kW/Month upto 5 Load	370 Paise/kWh	Fixed Charge
	101-200 Units/Month	30		390 Paise/kWh	
	201-400 Units/Month		above 5 kW and up	530 Paise/kWh	
	401-600 Units/Month	40	Rs/kW/Month for Load	630 Paise/kWh	
601 Units/Month and above		above 10 kW	790 Paise/kWh		
LV-2	NON - DOMESTIC				
LV 2.1	Non-Domestic (Single phase upto 5 kW)				
	0 - 100 Units/Month	50	Rs/kW/Month	585 Paise/kWh	Fixed Charge
	101 - 400 Units/Month			685 Paise/kWh	
401 Units/Month and above			825 Paise/kWh		
LV 2.2	Non-Domestic (Three phase)				
	Upto 15 kW 0 - 400 Units/Month	120	Rs/kW/Month on billing demand	685 Paise/kWh	Demand Charge on contract demand
	Above 400 Units/Month			825 Paise/kWh	
Above 15 kW (All units)	200	Rs/kW/Month on billing demand	755 Paise/kWh		
LV-3	LV AGRICULTURE				
	Metered supply	100	Rs/HP/Month	505 Paise/kWh	Fixed Charge
LV-4	LV AGRICULTURE ALLIED ACTIVITIES				
LV 4.1	(A) Upto 25 HP	100	Rs/HP/Month or Rs/KW/Month	505 Paise/kWh	Fixed Charge
	(B) Above 25 HP and Upto 150 HP	110	Rs/HP/Month or Rs/KW/Month	545 Paise/kWh	
LV 4.2	Demand based Tariff for contract demand of 15 kW to 112.5 kW	200	Rs/KW/Month on	565 Paise/kWh	Demand Charge on contract demand
LV-5	LV INDUSTRY				
5.1	Flour Mills, Hullers, Power Looms, Grinders upto 25 HP or 18.7 kW	80	Rs/kW/Month on billing demand	415 Paise/kWh	Demand Charge on contract demand
	Bastar avem Dakshin Kshetra Adivasi Vikas Pradhikaran and sarguja avem Uttar Kshetra adivasi Vikas Pradhikaran	80	Rs/kW/Month on billing demand	375 Paise/kWh	
5.2	Other Industries				
5.2.1	Upto 25 HP or 18.7 kW	120	Rs/kW/Month on billing demand	515 Paise/kWh	
	(a) Bastar avem Dakshin Kshetra Adivasi Vikas Pradhikaran and sarguja avem Uttar Kshetra adivasi Vikas Pradhikaran	100	Rs/kW/Month on billing demand	415 Paise/kWh	
5.2.2	Above 25 HP upto 150 HP (18.7 kW to 112.5 kW)	150	Rs/kW/Month on billing demand	590 Paise/kWh	
	(a) Bastar avem Dakshin Kshetra Adivasi Vikas Pradhikaran and sarguja avem Uttar Kshetra adivasi Vikas Pradhikaran	130	Rs/kW/Month on billing demand	540 Paise/kWh	
LV-6	PUBLIC UTILITIES- STREET LIGHTS & WATER WORKS	142	Rs/HP/Month or Rs/KW/Month	625 Paise/kWh	Fixed Charge
LV-7	Information Technology & Export Oriented Textile Industries	150	Rs/kW/Month on billing demand	515 Paise/kWh	Demand Charge
LT-8	TEMPORARY SUPPLY	Fixed charge & Energy charge @ 1.5 times the normal tariff as applicable to the corresponding consumer categories			

HIGH VOLTAGE (HV) TARIFF					
HV-1	RAILWAY TRACTION (AT 220/132 KV)	375	Rs/KVA/Month	455	Paise/kVAh
HV-4	STEEL INDUSTRIES				
	220 KV Supply	375	Rs/KVA/Month	545	Paise/kVAh
	132 KV Supply	375	Rs/KVA/Month	560	Paise/kVAh
	33 KV Supply				
	(Load Factor >15%)	375	Rs/KVA/Month	610	Paise/kVAh
	(Load Factor <=15%)	190	Rs/KVA/Month	660	Paise/kVAh
	11 kV Supply (Load Factor >15%)	375	Rs/KVA/Month	620	Paise/kVAh
	(Load Factor <=15%)	190	Rs/KVA/Month	700	Paise/kVAh
HV-2	MINES				
	220 KV Supply	500	Rs/KVA/Month	675	Paise/kVAh
	132 KV Supply	500	Rs/KVA/Month	690	Paise/kVAh
	33 KV Supply	500	Rs/KVA/Month	715	Paise/kVAh
	11 KV Supply	500	Rs/KVA/Month	745	Paise/kVAh
HV-5	IRRIGATION & AGRICULTURE ALLIED ACTIVITIES , PUBLIC	375	Rs/KVA/Month	585	Paise/kVAh
HV-6	Residential	375	Rs/KVA/Month	605	Paise/kVAh
HV-3	Other Industrial and General Purpose Non-Industrial				
	220 KV Supply	375	Rs/KVA/Month	645	Paise/kVAh
	132 KV Supply	375	Rs/KVA/Month	660	Paise/kVAh
	33 KV Supply				
	(Load Factor >15%)	375	Rs/KVA/Month	685	Paise/kVAh
	(Load Factor <=15%)	190	Rs/KVA/Month	705	Paise/kVAh
	11 KV Supply				
	(Load Factor >15%)	375	Rs/KVA/Month	725	Paise/kVAh
	(Load Factor <=15%)	190	Rs/KVA/Month	745	Paise/kVAh
HV-7	START-UP POWER TARIFF				
	AT 400/220/132/33/11kV	200	Rs/KVA/Month	835	Paise/kVAh
HV-8	Industries related to manufacturing of equipment for power generation from renewable energy sources				
	AT 220/132/33/11 KV	130	Rs/KVA/Month	415	Paise/kVAh
HV-9	Information Technology & Export Oriented Textile Industries	150	Rs/KVA/Month	425	Paise/kVAh
EHV & HV					Demand Charge
	TEMPORARY CONNECTION (other than HV-7)				1.5 times of the normal Tariff applicable for the corresponding category of consumer for demand & energy charge
	TIME OF DAY TARIFF: (Applicable to HV-2, HV-3, HV-4 categories)				
	PERIOD OF USE	Normal rate of Demand Charge PLUS			
	Normal period (0500 Hrs to 1800 Hrs)	Normal rate of Energy charge			
	Evening Peak load period (1800 Hrs to 2300 Hrs)	120% of Normal rate of Energy charge			
	Off-peak load period (2300 Hrs to 0500 Hrs of next day)	65 % of Normal rate of Energy charge			
	ASSUMED POWER FACTOR	90%			
	Reference: CSERC Website				

ELECTRICITY TARIFF IN Dadra & Nagar Haveli w.e.f. 01.04.2022

Sr. No.	Category of Service	Demand/Fixed Charge	Energy Charge (P/kWh)	
1	Domestic			
	0 to 50 kWh/Month	10 Rs./kWh/Month	160	
	51 to 200 kWh/Month		230	
	201 to 400 kWh/Month		280	
	Above 400 kWh/Month		340	
#	Life Line consumers# (with connected load 2X40 W bulbs only) If the consumption exceeds 50 units per month then Domestic tariff shall be applicable	10 Rs./kWh/Month	100	
2	Non-Domestic /Commercial			
	First 100 kWh/Month	20 Rs./kWh/Month	335	
	101 kWh/Month and above		435	
3	LT-Industrial (load upto 99 HP)			
1	LTP Motive Power			
	Up to 20 HP	30 Rs./HP/Month	365	Ps/kVAh
	Above 20 HP	80 Rs./HP/Month	385	Ps/kVAh
2	LT Public Water Works			
	Up to 20 HP	50 Rs./HP/Month	475	
	Above 20 HP	100 Rs./HP/Month	475	
4	HT/EHT CATEGORY			
	11 KV supply	400 Rs./KVA/Month	430	Ps/kVAh
	66 KV supply	525 Rs./KVA/Month	420	Ps/kVAh
	220 kv supply	575 Rs./KVA/Month	415	Ps/kVAh
5	Agriculture and Poultry			
	For sanctioned load upto 10 HP		90	
	Beyond 10 HP and upto 99 HP sanctioned load		130	
6	Public Lighting - All Units		430	
7	Hoardings/ Signboards	110 Rs./kVA/Month or part thereof	730	
8	Temporary Supply	Tariff for Temporary Connection shall be Fixed/ Demand charges (if any) plus energy charges (for		
9	ELECTRIC VEHICLE CHARGING			
	LT Category		510	Ps/kVAh
	HT Category		490	Ps/kVAh
	Delayed Payment Surcharge:			
2%	per month on delayed amount, if the payment is made after the due date			
	Advance Payment Rebate:			
1%	per month rebate shall be given, if payment is made in advance well before commencement of consumption period for which bill is prepared			
	Prompt Payment Rebate:			
0.25%	of the bill amount shall be given as rebate, if payment is made at least 7 days in advance of the due date of payment			
	Assumed Power Factor	90%		
	Reference: JERC website			

ELECTRICITY TARIFF IN DAMAN & DIU w.e.f. 01.04.2022

Sr. No.	Category of Service	Demand/Fixed Charge	Energy Charge (P/kWh)	
I-A	Domestic			
	0 to 100 kWh/Month	10 Rs./kW/Month	160	
	101 to 200 kWh/Month		230	
	201 to 400 kWh/Month		280	
Above 400 kWh/Month	340			
I-B	Life Line consumer# (with connected load 2X40 W bulb only)	10 Rs./kW/Month	100	
#	If the consumption exceeds 50 units per month then Domestic tariff shall be applicable.			
II	Non-Domestic /Commercial			
	First 100 kWh/Month	20 Rs./kW/Month	335	
above 100 kWh/Month	435			
III	LT-Industrial (sanctioned load upto 120 HP)			
	1 LTP Motive Power - All Units	50 Rs./HP/Month or part thereof	385	Ps/KVAh
	2 LT Public Water Works - All Units	40 Rs./HP/Month or part thereof	450	
IV	HT/EHT Industry (Connected at 11 kV and 66 kV systems having contract demand of 100 kVA and above.			
(A)	High Tension Consumer			
	All Units	355 Rs./KVA/Month	440	Ps/KVAh
(B)	Ferro Metallurgical / Steel Melting / Steel Re-rolling / Power Intensive Industries			
	All units	535 Rs./KVA/Month	435	Ps/KVAh
V	Agriculture			
	For sanctioned load upto 10 HP		90	
	Beyond 10 HP and upto 99 HP sanctioned load		130	
VI	Public Lighting - All Units		480	
VII	Hoardings/ Signboards	110 Rs./kVA/Month or part thereof	700	
VIII	HT COMMERCIAL	110 Rs./kVA/Month	450	Ps/KVAh
IX	EV CHARGING STATION			
	LT Category		510	Ps/KVAh
	HT Category		490	Ps/KVAh
X	Temporary Supply	Tariff for Temporary Connection shall be Fixed/ Demand charges (if any) plus energy charges (for relevant slab, if any) under corresponding permanent supply category plus 50% of both. For multi activity pursuit, applicable Tariff for temporary connection shall be with reference to that of non-domestic category for permanent supply.		
1.5%	Delayed Payment Surcharge: per month on delayed amount, if the payment is made after the due date			
1%	Advance Payment Rebate: per month rebate shall be given, if payment is made in advance well before commencement of consumption period for which bill is prepared			
0.25%	Prompt Payment Rebate: of the bill amount shall be given as rebate, if payment is made at least 7 days in advance of the due date of payment			
	TOD Tariff: (For HT /EHT Consumer)			
	Time of Use	Demand Charges	Energy Charges	
	Normal Period (0600 Hrs - 1800 Hrs)	Normal Rate	Normal rate of energy charges	
	Evening peak load period (1800 Hrs - 2200 Hrs)	Normal Rate	120% of normal rate of energy charges	
	Off-peak load period (2200 Hrs - 0600 Hrs)	Normal Rate	90% of normal rate of energy charges	
	Assumed Power Factor	90%		
	Reference: JERC website			

ELECTRICITY TARIFF IN DELHI (BYPL,BRPL & TPDDL) w.e.f. 01.10.2021

Category No.	Category of Service	Fixed/Demand Charges	Energy Charges
1	DOMESTIC		
1.1	Domestic		
	0-200 kWh/Month	20 Rs/KW/Month upto 2 KW	300 Paise/kWh
	201-400 kWh/Month	50 Rs/KW/Month above 2 and upto 5 KW	450 Paise/kWh
	401-800 kWh/Month	100 Rs/KW/Month above 5 and upto 15 KW	650 Paise/kWh
	801-1200 kWh/Month	200 Rs/KW/Month above 15 and upto 25 KW	700 Paise/kWh
	Above 1200 kWh/Month	250 Rs/KW/Month above 25	800 Paise/kWh
1.2	Single Point Delivery supply for GHS	150 Rs/KW/Month	450 Paise/kWh
2	NON-DOMESTIC		
	Upto 3 KVA	250 Rs/kVA/Month	600 Paise/kVAh
	Above 3 KVA	250 Rs/kVA/Month	850 Paise/kVAh
3	INDUSTRIAL	250 Rs/kVA/Month	775 Paise/kVAh
4	AGRICULTURE	125 Rs/KW/Month	150 Paise/kWh
	MUSHROOM CULTIVATION	200 Rs/KW/Month	350 Paise/kWh
5	PUBLIC UTILITIES (Delhi Jal Board,DMRC, RAILWAY,PUBLIC LIGHTING)	250 Rs/kVA/Month	625 Paise/kVAh
6	DELHI INTERNATIONAL AIRPORT LIMITED (DIAL)	250 Rs/kVA/Month	775 Paise/kVAh
7	ADVERTISEMENTS AND HOARDINGS	250 Rs/kVA/Month	850 Paise/kVAh
8	TEMPORARY SUPPLY		
8.1	For domestic connections including Group Housing Societies	Same rate as that of relevant category	Domestic tariff without any temporary surcharge
8.2	For threshers during the threshing season	Electricity Tax of MCD: Rs 270/connection/month	Flat rate of Rs 5400/Month
8.3	For other connections including construction projects	Same as that of relevant category	1.3 times of relevant category of tariff
9	Charging stations for E-Rickshaw/E-Vehicle on Single Delivery Point/Swapping of Batteries		
	Supply at LT		450 Paise/kWh
	Supply at HT		400 Paise/kVAh
	NOTES ON SUPERSCRIPTS		
1	Time of Day (TOD) Tariff: TOD tariff shall be applicable on all consumers other than domestic whose sanctioned load/ MDI (whichever is higher) is 10 kW/11 kVA and above as shown below:		
	Month	Peak hours	Surcharge on Energy charges
	May-September	1400-1700 Hrs & 2200-0100 Hrs	20%
			Off-peak hours
			0400-1000 Hrs
			Rebate on Energy Charges
			20%
	# For other than peak and off-peak hours normal energy charges will be applicable		
	3.00% Additional rebate on the energy charges for supply at 11 kV shall be admissible.		
	4.00% Additional rebate on the energy charges for supply at 33/66 kV shall be admissible.		
	5.00% Additional rebate on the energy charges for supply at 220 kV shall be admissible.		
	ASSUMED POWER FACTOR :	90%	
	Reference: DERC Website		

ELECTRICITY TARIFF IN DELHI (NDMC) w.e.f. 01.10.2021

Category No.	Category of Service	Fixed/Demand Charges	Energy Charges
1	DOMESTIC		
1.1	Domestic		
	0-200 kWh/Month	20 Rs/KW/Month upto 2 KW	300 Paise/kWh
	201-400 kWh/Month	50 Rs/KW/Month above 2 and upto 5 KW	450 Paise/kWh
	401-800 kWh/Month	100 Rs/KW/Month above 5 and upto 15 KW	650 Paise/kWh
	801-1200 kWh/Month	200 Rs/KW/Month above 15 and upto 25 KW	700 Paise/kWh
	Above 1200 kWh/Month	250 Rs/KW/Month above 25	800 Paise/kWh
1.2	Single Point Delivery Supply for GHS	150 Rs/KW/Month	450 Paise/kWh
2	NON-DOMESTIC		
	Upto 3 KVA	250 Rs/kVA/Month	600 Paise/kVAh
	Above 3 KVA	250 Rs/kVA/Month	850 Paise/kVAh
3	INDUSTRIAL	250 Rs/kVA/Month	775 Paise/kVAh
4	AGRICULTURE	125 Rs/KW/Month	150 Paise/kWh
5	MUSHROOM CULTIVATION	200 Rs/KW/Month	350 Paise/kWh
6	PUBLIC UTILITIES (Delhi Jal Board, DMRC, RAILWAY, F	250 Rs/kVA/Month	625 Paise/kVAh
7	DELHI INTERNATIONAL AIRPORT LIMITED (DIAL)	250 Rs/kVA/Month	775 Paise/kVAh
8	ADVERTISEMENT AND HOARDINGS	250 Rs/kVA/Month	850 Paise/kVAh
9	TEMPORARY SUPPLY		
9.1	For domestic connections including Group Housing Societies	Same rate as that of relevant category	Same as that of relevant category without any temporary surcharge
9.2	For threshers during the threshing season	Electricity Tax of MCD: Rs 270/connection/month	Flat rate of Rs 5400/Month
9.3	For all connections including construction projects	Same as that of relevant category	1.3 times of relevant
10	Charging stations for E-Rickshaw/E-Vehicle on Single Point Delivery/ Swapping of Batteries		
	Supply at LT		450 Paise/kWh
	Supply at HT		400 Paise/kVAh
1	NOTES ON SUPERSCRIPTS		
	Time of Day (TOD) Tariff [#] : TOD tariff shall be applicable on all consumers other than domestic whose sanctioned load/ MDI (whichever is higher) is 10 kW/11 kVA and above as shown below:		
	Month	Peak hours	Surcharge on Energy charges
	May-September	1400-1700 Hrs & 2200-0100 Hrs	20%
	Month	Off-peak hours	Rebate on Energy Charges
	May-September	0400-1000 Hrs	20%
	# For other than peak and off-peak hours normal energy charges will be applicable		
	3.00% Additional rebate on the energy charges for supply at 11 kV shall be admissible.		
	4.00% Additional rebate on the energy charges for supply at 33/66 kV shall be admissible.		
	5.00% Additional rebate on the energy charges for supply at 220 kV shall be admissible.		
	ASSUMED POWER FACTOR :	90%	
	Reference: DERC Website		

ELECTRICITY TARIFF IN GOA w.e.f. 01.04.2022

Category	Category of Service	Demand/Fixed Charge	Energy Charge
(A)	LOW TENSION SUPPLY		
1(a) LTD	DOMESTIC (LT-D)		
	0-100 KWh/Month	20 Rs/KW/Month	160 Paise/KWh
	101-200 KWh/Month		235 Paise/KWh
	201-300 KWh/Month		295 Paise/KWh
	301-400 KWh/Month		390 Paise/KWh
	Above 400 KWh/Month		450 Paise/KWh
1(b) LT-LIG	Low Tension-LIG/Low Income Group/ Life Line Consumers (sanctioned load of upto 0.25 kW and consumption upto 50	20 Rs/KW/Month	
2 - LTC	COMMERCIAL		
	0-100 KWh/Month	40 Rs/kW/Month upto 20 KW	355 Paise/KWh
	101-200 KWh/Month		435 Paise/KWh
	201-400 KWh/Month	60 Rs/kW/Month between 20-90 KW	485 Paise/KWh
	Above 400 KWh/Month		525 Paise/KWh
3-LTI	INDUSTRIAL		
	0-500 units	40 Rs/HP/Month	340 Paise/KWh
	above 500 units	40 Rs/HP/Month	395 Paise/KWh
4 - LTP	MIXED (HOTEL INDUSTRIES)	50 Rs/KW/Month	525 Paise/KWh
5(A)- LT-AGP	LT- AGRICULTURE (Pump sets/Irrigation)	18 Rs/HP/Month	150 Paise/KWh
5(B)- LT-AGA	LT- AGRICULTURE (Allied Activities)	25 Rs/HP/Month	175 Paise/KWh
6	PUBLIC LIGHTING	70 Rs/KW/Month	565 Paise/KWh
(B)	HIGH TENSION SUPPLY		
7 HTI	INDUSTRIAL (At 11/ 33 KV)	250 Rs/KVA/Month	480 Paise/kVAh
8- HT	INDUSTRIAL (FERRO METALLURGICAL/STEEL MELTING/POWER INTENSIVE & STEEL ROLLING)		
	All Units (Contract Demand from 100 KVA up to 1000 KVA at 11	250 Rs/KVA/Month	480 Paise/kVAh
9-HT-D	Domestic	110 Rs/KVA/Month	460 Paise/kVAh
10- HTC	COMMERCIAL	250 Rs/KVA/Month	525 Paise/kVAh
11 - HT - AGP	HT- AGRICULTURE (Pump sets/Irrigation)	40 Rs/KVA/Month	160 Paise/kVAh
12 - HT - AG	HT- AGRICULTURE (Allied Activities)	70 Rs/KVA/Month	195 Paise/kVAh
13 - EHT-I	INDUSTRIAL (at 110 KV)	250 Rs/KVA/Month	470 Paise/kVAh
14 - HT MES	MES/DEFENCE ESTABLISHMENTS	200 Rs/KVA/Month	490 Paise/kVAh
15	TEMPORARY SUPPLY	Tariff shall be Fixed/ Demand charges (if any) plus energy charges (for relevant slab, if any) under corresponding permanent supply category plus 50% of both. For multi activity pursuit, applicable Tariff for temporary connection shall be with reference to that of commercial category for permanent supply.	
A	LT Temporary Domestic		
B	LT Temporary Commercial		
C	HT Temporary		
16	Hoardings / Signboards	70 Rs/KVA/Month.	1000 Paise/KWh
17	Single Point Supply		
A	Residential Complexes	110 Rs/KVA/month or part	355 Paise/kVAh
B	commercial Complexes	220 Rs/KVA/month or part	480 Paise/kVAh
C	Industrial Complexes	220 Rs/KVA/month or part	440 Paise/kVAh
18	ELECTRIC VEHICLE CHARGING STATION		
	LT Category		370 Paise/kVAh
	HT Category		350 Paise/kVAh
1.5%	Delayed Payment Surcharge: per month on delayed amount, if the payment is made after the due date		
1%	Advance Payment Rebate: per month rebate shall be given, if payment is made in advance well before commencement of consumption period for which bill is prepared		
0.25%	Prompt Payment Rebate: of the bill amount shall be given as rebate, if payment is made at least 7 days in advance of the due date of payment		
	Time of Day Tariff (TOD): (Mandatory for EHT & HT Consumer and optional for LT- Industrial and Commercial consumer		
	Time of use	Demand Charges	Energy Charges
	Normal Period (0700 Hrs - 1800 Hrs)	Normal Rate	Normal rate of energy charges
	Evening peak load period (1800 Hrs - 2300 Hrs)	Normal Rate	120% of normal rate of energy
	Off-peak load period (2300 Hrs - 0700 Hrs)	Normal Rate	90% of normal rate of energy charges
	ASSUMED POWER FACTOR	90%	
	Reference : JERC Website		

ELECTRICITY TARIFF IN GUJARAT w.e.f. 01.04.2022

Category	Category of Service	Demand/Fixed Charge	Energy Charge (Paise/KWh)	Reactive Energy Charge	
RGP	Residential premises not covered under 'RGP(Rural)' Category				
	BPL HOUSEHOLD CONSUMERS				
	First 50 KWh/Month	5 Rs./Month	150		
	For remaining units		As per RGP		
	Residential premises not covered under 'RGP(Rural)' Category				
	First 50 KWh/Month	15 Rs./Month for supply upto and including 2 KW	305		
	Next 50 KWh/Month		350		
	Next 150 KWh/Month	25 Rs./Month for supply above 2 to 4 KW	415		
	Above 250 KWh/Month		520		
	RGP (RURAL)	RURAL AREAS (Applicable to the residential premises located in areas within Gram Panchayat as defined in Gujarat Panchayat Act)			
First 50 KWh/Month		45 Rs./Month for supply above 4 to 6 KW			
Next 50 KWh/Month			265		
Next 150 KWh/Month			310		
Above 250 KWh/Month			375		
			490		
BPL HOUSEHOLD CONSUMERS					
First 50 KWh/Month		5 Rs./Month	150		
For remaining units			As per RGP(Rural)		
GLP		Educational institutions & other registered with charity commissioner	70 Rs./Month	390	
Non-RGP	AGGREGATE LOAD UP TO AND INCLUDING 40 KW				
	First 10 kW of Connected load	50 Rs./Month/kW for supply upto and including 10 KW	435		
	Above 10 kW of Connected load	85 Rs./Month/kW for supply next 30 KW	465		
LTMD	AGGREGATE LOAD ABOVE 40 KW AND UP TO 100 KW (For the premises those are not covered in any other tariff categories)				
	(A) For billing demand up to contract demand				
	i) For first 40 KW of billing demand	90 Rs./KW/Month	460	10 Paise/ kVAR	for seasonal consumers
	ii) Next 20 KW of billing demand	130 Rs./KW/Month		2970	Rs./annum/ kW
	iii) Above 60 KW of billing demand	195 Rs./KW/Month		470	Paise/unit for consumption during
(B)	For billing demand in excess of the contract demand		265 Rs./KW/Month		the off-season period
	For load up to 40 KW (Exclusive use in night hours from 10.00 PM to 06.00 AM next day) All Units		50% Fixed Charges specified in Non-RGP above	260	
Non-RGP Night	For load above 40 KW (Exclusive use in night hours from 10.00 PM to 06.00 AM next day) All Units		50% Demand Charges specified in LTMD above	260	10 Paise/ kVARh
LTMD - Night					
LTP	LOW TENSION - LIFT IRRIGATION				
	For supply of electricity to Agricultural Consumers load up to 125 HP requiring continuous (twenty-four hour) power supply	20 Rs /HP		80	

WWSP	WATER WORKS & SEWERAGE PUMPING				
	i) Operated by other than local authority	25 Rs./HP/Month	430		
	ii) Operated by local authority such as Municipal Corporation, Gujarat Water	20 Rs./HP/Month	410		
	iii) Operated by Municipalities / Nagar Palikas and Gram Panchayat or		320		
	Time of Use Discount to all water works consumers for connected load of 50 HP and above for consumption during Off-peak Hours of the Day.				
	For Energy consumption during the Off-peak period viz. 1100 Hrs to 1800 Hrs		40		
	For Energy consumption during the Night hours viz. 2200 Hrs to 0600 Hrs next day		85		
AG	AGRICULTURAL (excluding installations covered under LTP-Lift Irrigation)				
	HP based Tariff	200 Rs./HP/Month			
	Metered Tariff	20 Rs./HP/Month	60		
	Talkal Scheme	20 Rs./HP/Month	80		
TMP	TEMPORARY				
	For temporary period at low voltage	15 Rs./KW/Day	465		
LT-EV	LT Electrical Vehicle (EV) Charging Stations	25 Rs./Installation/Month	410		
HIGH TENSION SUPPLY (3.3 KV & ABOVE, 3-PHASE), AND EXTRA HIGH TENSION					
HTP - I	Contracted load of 100 KVA and above for the purposes not specified in any other HT categories				
	a) For billing demand upto the contract demand				
	i) First 500 KVA of billing demand	150 Rs./KVA/Month			
	ii) Next 500 KVA of billing demand	260 Rs./KVA/Month			
	iii) In excess of 1000 KVA of billing demand	475 Rs./KVA/Month			
	b) For billing demand in excess of contract demand				
	PLUS				
	For entire consumption during the month				
	a) Upto 500 KVA of billing demand		400		
	b) Above 500 KVA and upto 2500 KVA of billing demand		420		
	c) Above 2500 KVA of billing demand		430		
	PLUS				
	Time of Use Charges				
	For energy consumption during two peak period viz. 07:00 hrs. to 11:00 hrs. and 18:00 hrs. to 22:00 hrs.				
(a) For billing demand up to 500 KVA		45			
(b) For billing demand above 500 KVA		85			
HTP - II	Contracted load of 100 KVA & above for Water Works and Sewerage pumping stations run by Local Authorities and GW&SB, GIDC Water Works				
	a) For billing demand upto the contract demand				
	i) First 500 KVA of billing demand	115 Rs./KVA/Month			
	ii) Next 500 KVA of billing demand	225 Rs./KVA/Month			
	iii) In excess of 1000 KVA of billing demand	290 Rs./KVA/Month			
	b) For billing demand in excess of contract demand				
	PLUS				
	For entire consumption during the month				
	a) Upto 500 KVA of billing demand		435		
	b) Above 500 KVA and upto 2500 KVA of billing demand		455		
	c) Above 2500 KVA of billing demand		465		
	PLUS				
	Time of Use Charges				
	For energy consumption during two peak period viz. 07:00 hrs. to 11:00 hrs. and 18:00 hrs. to 22:00 hrs.				
(a) For billing demand up to 500 KVA		45			
(b) For billing demand above 500 KVA		85			

HTP - III	Contracted load of 100 KVA and above for temporary period			
	a) For billing demand upto the contract demand	18	Rs./KVA/day	660
	b) For billing demand in excess of the contract demand	20	Rs./KVA/day	
PLUS				
Time of Use Charges				
For energy consumption during two peak period viz. 07:00 hrs. to 11:00 hrs. and 18:00 hrs. to 22:00 hrs.				85
HTP - IV	Contracted load of 100 KVA and above for regular power supply			
	For use of electricity exclusively during night hours from 10.00 PM to 6.00 AM next day.	33 % of Fixed charges specified in Rate HTP -I		225
HTP - V	Contracted load of 100 KVA and above for high tension agricultural consumers (For HT lift irrigation scheme only)			
	All units	25	Rs./KVA/Month	80
HT-EV	RAILWAY TRACTION AT 132 KV / 66 KV			
	a) For billing demand upto the contract demand	180	Rs./KVA/Month	500
	b) For billing demand in excess of the contract demand	425	Rs./KVA/Month	
HT-EV	HT Electrical Vehicle (EV) Charging Stations			
	a) For billing demand upto the contract demand	25	Rs./KVA/Month	400
	b) For billing demand in excess of the contract demand	50	Rs./KVA/Month	
Rebate on energy charges for supply at EHV is given to the categories HTP - I, HTP - II, HTP - III, HTP - IV, HTP - V and Railway Traction as below:				
	Rebate for supply at 33/66 KV	0.75%		
	Rebate for supply at 132 KV and above	1.25%		
Note-	HT High voltage refers to voltage greater than 440 volt and less than 66 KV			
	EHT/Extra High Voltage refer to voltage equal to and greater than 66 KV			
	If connected load is upto and inclusive of 6 KW, Power supply is at 230 volt single phase			
	If connected load exceeds 6 KW (motive power load between 2HP and 100 HP) and upto 100 KVA/KW, Power supply is at 400 volt 3 phase			
	If contract demand is more than 100 KVA/KW and upto 4000KVA/KW, power supply is at 11KV and 22 KV			
	If contract demand is more than 4000 KVA/KW a, power supply is at 33 kV and above			
POWER FACTOR ADJUSTMENT CHARGES				
1%	on total amount on electricity bill under the head "Energy Charges" as Power Factor adjustment charge for HT consumers for each 1% drop or part thereof in PF below 90% upto 85%			
2%	on total amount on electricity bill under the head "Energy Charges" as additional Power Factor adjustment charge for HT consumers for each 1% drop or part thereof in PF below 85%			
Rebate of 0.5%	on total amount on electricity bill under the head "Energy Charges" as Power Factor rebate for HT consumers for every 1% rise or part thereof in PF above 95%			
	Assumed Power Factor	90%		
	Reference : GERC Website			

ELECTRICITY TARIFF IN TORRENT POWER LTD., AHMEDABAD w.e.f. 01.04.2022

Category	Category of service	Demand/Fixed Charge	Energy Charge (Paise/kWh)	Minimum charges
RGP	For residential purposes and for installation having connected load upto 15 KW for common services			
RGP	BPL HOUSEHOLD CONSUMERS			
	First 50 KWh/Month	5 Rs./Month	150	
	For Remaining Units		As per RGP	
	Other than BPL CONSUMERS			
	First 50 KWh/Month	25 Rs./Month/Installation for single phase supply	320	
	Next 150 KWh/Month	65 Rs./Month/Installation for three phase supply	395	
	For Remaining Units		500	
GLP	OTHER THAN RESIDENTIAL & USED FOR CHARITABLE PURPOSES			
	First 200 KWh/Month	30 Rs./Month/Installation for single phase supply	410	
	For Remaining Units	70 Rs./Month/Installation for three phase supply	480	
Non-RGP	NOT COVERED IN ANY OTHER LT CATEGORY UPTO AND INCLUDING 15 KW OF CONNECTED LOAD			
	a) For installations having connected load upto and including 5 KW	70 Rs./KW/Month	460	
	b) For installations having connected load more than 5 KW and upto 15 KW	90 Rs./KW/Month		
LTP (AG)	MOTIVE POWER INSTALLATIONS FOR AGRICULTURAL PURPOSES		340	10 Rs./BHP/Month
LTMD-1	INSTALLATIONS ABOVE 15 KW LOAD USED FOR COMMON SERVICES LIKE ELEVATORS, WATER PUMPING SYSTEMS & PUMPING STATIONS RUN BY LOCAL AUTHORITIES			
	1) For billing demand upto and including contract demand			
	a) First 50 KW of billing demand per month	150 Rs./KW/Month	465	
	b) Next 30 KW of billing demand per month	185 Rs./KW/Month	480	
	c) Rest of billing demand per month	245 Rs./KW/Month		
	2) For billing demand in excess of the contract demand			
		350 Rs./KW/Month		
LTMD-2	INSTALLATIONS ABOVE 15 KW LOAD NOT COVERED IN ANY OTHER LT CATEGORIES			
	A) For billing demand upto and including contract demand			
	a) First 50 KW of billing demand per month	175 Rs./KW/Month	480	
	b) Next 30 KW of billing demand per month	230 Rs./KW/Month	500	
	c) Rest of billing demand per month	300 Rs./KW/Month		
	B) For billing demand in excess of the contract demand			
		425 Rs./KW/Month		
SL	LIGHTING SYSTEMS FOR ILLUMINATION OF PUBLIC ROADS		430	335 OPTIONAL kVAh CHARGE
TMP	INSTALLATIONS FOR TEMPORARY CONNECTION		510	
LT-EV	LT - Electrical Vehicle (EV) Charging Stations		420	
	HIGH TENSION TARIFF			
HTMD-1	HT CONSUMERS CONTRACTING FOR MAXIMUM DEMAND OF 100 KW AND ABOVE (for purposes other than pumping stations run by local authorities)			
	A) For billing demand upto and including contract demand			
	a) First 400 KWh/KW/Month	260 Rs./KW/Month for billing demand upto 1000 KW	455	
	b) Remaining KWh consumed per month	335 Rs./KW/Month for billing demand 1000 KW & above	445	
	B) For Billing Demand in excess of the Contract Demand			
		385 Rs./KW/Month		

	TIME OF USE (TOU) CHARGE		
	For consumption during specified hours as mentioned below:		
	i) For April to October period - 1200 Hrs. to 1700 Hrs. & 1830 Hrs. to 2130 Hrs.		
	ii) For November to March period - 0800 Hrs. to 1200 Hrs. & 1800 Hrs. to 2200 Hrs.		
	a) For billing demand upto 300 KW		80
	b) For billing demand above 300 KW		100
HTMD-2	WATER & SEWAGE PUMPING STATIONS RUN BY LOCAL AUTHORITIES AND CONTRACTING FOR MAXIMUM DEMAND OF 100 KW AND ABOVE		
	A) For billing demand upto and including contract demand	225 Rs./KW/Month	410
	B) For billing demand in excess of the contract demand	285 Rs./KW/Month	
	TIME OF USE (TOU) CHARGE		
	For consumption during specified hours as mentioned below:		
	i) For April to October period - 1200 Hrs. to 1700 Hrs. & 1830 Hrs. to 2130 Hrs.		
	ii) For November to March period - 0800 Hrs. to 1200 Hrs. & 1800 Hrs. to 2200 Hrs.		
HTMD-3	SUPPLY AT HIGH VOLTAGE CONTRACTING FOR NOT LESS THAN 100 KW FOR TEMPORARY PERIOD (Not taking supply on regular basis)		
	a) For billing demand upto contract demand	25 Rs./KW/Day	705
	b) For billing demand in excess of the contract demand	30 Rs./KW/Day	
	TIME OF USE (TOU) CHARGE		
	For consumption during specified hours as mentioned below:		
	i) For April to October period - 1200 Hrs. to 1700 Hrs. & 1830 Hrs. to 2130 Hrs.		
	ii) For November to March period - 0800 Hrs. to 1200 Hrs. & 1800 Hrs. to 2200 Hrs.		
HTMD-METRO TRACTION	Applicable for supply of energy to Metro traction, contracting for maximum demand of 100 kW and above		
	A) For billing demand upto and including contract demand	335 Rs./KW/Month	355
	B) For billing demand in excess of the contract demand	385 Rs./KW/Month	
	TIME OF USE (TOU) CHARGE		
	For consumption during specified hours as mentioned below:		
	i) For April to October period - 1200 Hrs. to 1700 Hrs. & 1830 Hrs. to 2130 Hrs.		
	ii) For November to March period - 0800 Hrs. to 1200 Hrs. & 1800 Hrs. to 2200 Hrs.		
NTCT	NIGHT TIME CONCESSIONAL TARIFF		
	Electricity exclusively during night hours between 22:00 Hrs. and 06:00 Hrs	30% of demand charges under relevant Tariff Category	350
HT-EV	HT - Electrical Vehicle (EV) Charging Stations		
	a) For billing demand upto the contract demand	25 Rs./KW/Month	410
	b) For billing demand in excess of the contract demand	50 Rs./KW/Month	
	POWER FACTOR ADJUSTMENT CHARGE		
	Rebate for each 1% improvement in the Power Factor from 90% to 95%	0.15 Paise/KWh	
	Rebate for each 1% improvement in the Power Factor above 95%	0.27 Paise/KWh	
	Penalty for each 1% decrease in the Power Factor below 90%	3.00 Paise/KWh	
	ASSUMED POWER FACTOR	90%	
	Reference: GERC Website		

ELECTRICITY TARIFF IN TORRENT POWER LTD., SURAT w.e.f. 01.04.2022

Category	Category of service	Demand/Fixed Charge	Energy Charge (Paise/kWh)
LOW TENSION TARIFF			
BPL	BPL HOUSEHOLD CONSUMERS		
	First 50 kWh/Month	5 Rs/Month/Installation	150
For Remaining Units			As per Residential
RGP	Other than BPL CONSUMERS		
	(a) First 50 kWh/Month	25 Rs/Month/Installation for single phase supply (Upto 6 kW load)	320
	(b) Next 50 kWh/Month	65 Rs/Month/Installation for three phase supply (Above 6 kW load)	365
	(c) Next 150 kWh/Month		425
	(d) Above 250 kWh/Month		505
GLP	Crematoriums, Charitable Institutions like hospital, dispensary, educational and Research Institute and Hostel, street lights, gardens and conveniences, Water works & sewerage pumping services operated by Municipal Corporations.	55 Rs/Month/Installation Single -phase load upto 6 kW Three-phase load above 6 kW	405
Non-RGP	NOT COVERED IN ANY OTHER LT CATEGORY UPTO AND INCLUDING 15 KW OF CONNECTED LOAD		
(a)	0 - 10 kW	70 Rs/KW/Month (For first 10 KW)	435
(b)	above 10 KW and upto 15 KW	90 Rs/KW/Month (Next 5 KW)	455
LTMD	INSTALLATIONS ABOVE 15 KW LOAD AND NOT COVERED IN ANY OTHER LT CATEGORIES		
	(a)	Up to 20 KVA of billing demand	115 Rs./KVA/Month
	(b)	Above 20 KVA & up to 60 KVA billing demand	155 Rs./KVA/Month
	(c)	Above 60 KVA of billing demand	225 Rs./KVA/Month
	(d)	In excess of contract demand	250 Rs./KVA/Month
	Reactive energy charges for load of 40 kVA & above - all units	10 Paise/kVARh	
TMP	INSTALLATIONS FOR TEMPORARY REQUIREMENT		500
AGP	MOTIVE POWER USED FOR IRRIGATION PURPOSE		60
LT-EV	LT Electrical Vehicle (EV) Charging Stations		410
HIGH TENSION TARIFF			
HTMD-1	HT CONSUMERS at 3.3 kV and above for contracting the demand of 100 KVA and above (other than pumping stations run by Local Authorities)		
	First 400 Units/KVA/Month	170 Rs./KVA/Month for first 500 KVA of billing demand	480
	Remaining KWh consumed per month	285 Rs./KVA/Month above 500 KVA of billing demand	470
		395 Rs./KVA/Month In excess over contract demand	
	TIME OF USE CHARGES:		
	For Energy Consumption during two peak periods viz. 0700 Hrs to 1100 Hrs and 1800 Hrs to 2200 Hrs		
	(a)	For billing Demand upto 500 kVA	65
(b)	For billing Demand above 500 kVA	100	
HTMD-2	WATER WORKS & PUMPING STATIONS RUN BY LOCAL AUTHORITIES-ENERGY AT 3.3 kV AND ABOVE AND CONTRACTING FOR DEMAND OF 100 KVA AND ABOVE		
	First 400 KWh/KVA/Month	140 Rs./KVA/Month for first 500 KVA of billing demand	475
	Remaining KWh consumed per month	225 Rs./KVA/Month for above 500 KVA of billing demand	470
		360 Rs./KVA/Month In excess over contract demand	
	TIME OF USE CHARGES:		
	For Energy Consumption during two peak periods viz. 0700 Hrs to 1100 Hrs and 1800 Hrs to 2200 Hrs		
	(a)	For billing Demand upto 500 kVA	45
(b)	For billing Demand above 500 kVA	80	

	Rebate on energy charges for supply at EHV: (For HTMD-1 & HTMD-2 Categories)	Rebate on Energy Charges	
	a) If supply is availed at 33/66 kV	0.50%	
	b) If supply is availed at 132 kV and above	1.00%	
HTMD-3	CONTRACTING FOR NOT LESS THAN 100 KVA FOR TEMPORARY PERIOD (not taking supply on regular basis under a proper agreement)		
	For billing demand up to Contract demand	25 Rs/KVA/day	695
	For billing demand in excess of Contract demand	35 Rs/KVA/day	
	TIME OF USE CHARGES:		
	For Energy Consumption during two peak periods viz. 0700 Hrs to 1100 Hrs and 1800 Hrs to 2200 Hrs		
	(a) For billing Demand upto 500 kVA		45
	(b) For billing Demand above 500 kVA		80
HTMD-METRO TRACTION	Applicable for supply of energy to Metro traction, contracting for maximum demand of 100 kW and above		
	A) For billing demand upto and including contract demand	335 Rs./KW/Month	345
	B) For billing demand in excess of the contract demand	385 Rs./KW/Month	
	TIME OF USE (TOU) CHARGE		
	For consumption during specified hours as mentioned below:		
	i) For April to October period - 1200 Hrs. to 1700 Hrs. & 1830 Hrs. to 2130 Hrs.		60
	ii) For November to March period - 0800 Hrs. to 1200 Hrs. & 1800 Hrs. to 2200 Hrs.		
NTCT	NIGHT TIME CONCESSIONAL TARIFF		
	Energy consumed during night hours between 2200 and 0600 hrs.	30% of the demand charges under the relevant tariff	340
	POWER FACTOR ADJUSTMENT CHARGES: (For HTMD-1, HTMD-2 & HTMD-3 & NTCT CATEGORY)		
	Levied for each 1% drop in the Power Factor from 90% to 85%	1%	on the total amount of electricity bills for the month under Energy Charges
	Levied for each 1% drop in the Power Factor below 85%	2%	on the total amount of electricity bills for the month under Energy Charges in addition to above clause
	Rebate for each 1% increase in the Power Factor above 95%	1%	on the total amount of electricity bills for the month under Energy Charges
HT-EV	HT - Electrical Vehicle (EV) Charging Stations		
	a) For billing demand upto the contract demand	25 Rs./KVA/Month	400
	b) For billing demand in excess of the contract demand	50 Rs./KVA/Month	
	ASSUMED POWER FACTOR	90%	
	Reference: GERC Website		

ELECTRICITY TARIFF IN HARYANA w.e.f 01.04.2022

Sr. No.	Category of Service	Demand/Fixed Charge	Energy Charge Paise/kWh or kVAh	Monthly Minimum Charge	
1	Domestic (LT)				
	Category I : Total consumption up to 100 units/month				
	0 - 50 kWh/Month	Nil	200	115 Rs/KW for load upto 2 KW and 70 Rs/KW above 2 KW	
	51 - 100 kWh/Month	Nil	250		
	Category II : Total consumption more than 100 to 800 units/month				
	0-150 kWh/Month	Nil	275	125 Rs/KW for load upto 2 KW and 75 Rs/KW above 2 KW	
	151-250 kWh/Month	Nil	525		
251-500 kWh/Month	Nil	630			
501-800 kWh/Month and above	Nil	710			
2	HT Supply applicable for Non-Domestic, Industry category consumers including Traction and DMRC (above 50 kW)				
	Supply at 11 KV including NDS consumers above 50 kW and upto 70 kW	165	Rs/KVA/Month	665	Nil
	Supply at 33 KV			655	Nil
	Supply at 66 KV or 132 KV			645	Nil
	Supply at 220 KV			635	Nil
	Supply at 400 KV			625	Nil
	Arc furnaces/ Steel Rolling Mills also applicable to open access				695
3	LT Supply applicable for Non-Domestic and Industry category consumers (upto 50 KW)				
	Upto 10 KW	Nil	635	185 Rs/kW/Month	
	Above 10 KW and upto 20 KW	Nil	665		
	Above 20 KW and upto 50 KW	160	Rs/KW/Month	640	Nil
4	Agro Industries / FPO (New Category up to 20 kW)	Nil	475	Nil	
5	Agriculture Tube-well Supply (Metered)				
	(i) with motor upto 15 BHP	Nil	667	200 Rs/BHP/Annum	
	(ii) with motor above 15 BHP	Nil	667		
	Agriculture Tube-well Supply (Un-Metered)				
	(i) with motor upto 15 BHP	15	Rs/BHP/Month	Nil	Nil
(ii) with motor above 15 BHP	12	Rs/BHP/Month	Nil	Nil	
6	Public Water Works/Lift Irrigation/MITC/Street Light	180	except Street light	735	165 Rs/kW/Month only for Street Light
7	Bulk Supply				
	Supply at LT	160	Rs/KW or KVA (see note no.)	650	Nil
	Supply at 11 KV			640	
	Supply at 33 KV			630	
	Supply at 66 KV or 132 KV			620	
	Supply at 220 KV			615	
8	Bulk Supply (Domestic)				
	Upto 800 units/month/flat/dwelling unit	80	Rs/KW of recorded	525	Nil
	801 units/month or more/flat/dwelling unit			620	
NOTES:					
1	Energy Charges for HT Supply, LT Supply and Bulk Supply are in paise/kVAh.				
2	In case of Bulk Supply Consumers (other than Bulk Supply – DS), the fixed charges are in Rs./kW of the connected load where contract demand is not sanctioned and in Rs./kVA of contract demand where contract demand is sanctioned.				
	Assumed Power Factor	90%			
Reference: HERC Website					

ELECTRICITY TARIFF IN HIMACHAL PRADESH w.e.f 01.04.2022

Category	Category of Service	Fixed Charges	Energy Charge	Demand Charges (Rs./KVA/Month)
DS	DOMESTIC SUPPLY			
	Lifeline Consumers in Tribal & Difficult areas (Upto 60 kWh/Month)	55 Rs./Month	350 Paise/kWh	
	Other Consumers (Other than Pre-Paid Metered)			
	0-125 kWh/Month	85 Rs./Month	415 Paise/kWh	
126-300 kWh/Month	505 Paise/kWh			
Above 300 kWh/Month	565 Paise/kWh			
NDNCS	NON DOMESTIC NON COMMERCIAL SUPPLY (NDNCS)			
	Consumers (Other than Pre-Paid Metered)			
A	Single Part Tariff for contract demand <=20 kVA	145 Rs./Month	520 Paise/kWh	
B	Two part Tariff for contract demand >20 kVA		490 Paise/kVAh	140
CS	COMMERCIAL SUPPLY			
	Single Part Tariff for contract demand <=20 kVA	145 Rs./Month	530 Paise/kWh	
	Two part Tariff for contract demand >20 kVA			
	20-100 kVA	0 Rs./Month	505 Paise/kVAh	110
	Above 100 kVA	0 Rs./Month	495 Paise/kVAh	170
SIP	SMALL INDUSTRIAL POWER SUPPLY (SIP)			
	Single Part Tariff for contract demand <=20 kVA	155 Rs./Month	495 Paise/kWh	
	Two part Tariff for contract demand >20 kVA <=50 kVA	0 Rs./Month	480 Paise/kVAh	100
MIP	MEDIUM INDUSTRIAL POWER SUPPLY (contract demand above 50 kVA but not exceeding 100 kVA)			
	Two part Tariff	0 Rs./Month	480 Paise/kVAh	120
LIPS	LARGE INDUSTRIAL POWER SUPPLY (contract demand exceeding 100 kVA)			
	Two part Tariff			
	EHT			
	220 kV and above	0 Rs./Month	440 Paise/kVAh	425
	132 kV		445 Paise/kVAh	425
	66 kV		450 Paise/kVAh	425
	HT-1 (Contract Demand up to and including 1 MVA)		480 Paise/kVAh	250
	HT-2 (Contract Demand above 1 MVA)		455 Paise/kVAh	400
IDWPS	IRRIGATION AND DRINKING WATER PUMPING SUPPLY			
	Single Part Tariff for contract demand <=20 KVA	105 Rs./Month	390 Paise/kWh	
	Two part Tariff for contract demand >20 KVA			
	LT Supply	0 Rs./Month	520 Paise/kVAh	100
	HT Supply		480 Paise/kVAh	300
	EHT Supply		440 Paise/kVAh	400
BS	BULK SUPPLY			
	Two Part Tariff			
	LT Supply	0 Rs./Month	500 Paise/kVAh	250
	HT Supply		450 Paise/kVAh	350
	EHT Supply		430 Paise/kVAh	350
TMS	TEMPORARY METERED SUPPLY			
	Single Part Tariff for contract demand <=20 kVA	200 Rs./Month	720 Paise/kWh	
	Two Part Tariff for contract demand > 20 kVA)	0 Rs./Month	650 Paise/kVAh	400
RT	RAILWAY TRACTION: >=66 kV			
	Two Part Tariff for contract demand > 20 kVA)	0 Rs./Month	490 Paise/kVAh	400
SLS	Street Lighting Supply			
	EV Charging Station	145 Rs./Month	515 Paise/kWh	
	ASSUMED POWER FACTOR	90%	570 Paise/kWh	
	Reference: HPERC website			

ELECTRICITY TARIFF IN JAMMU & KASHMIR w.e.f 13.10.2022

(Subsidized rate payable by the consumer)

Category	Category of Service	Fixed Charge	Energy Charge (Paise/kWh)		
Sch. 1	DOMESTIC SUPPLY				
	Below Poverty Line (upto 30 units/month)		5 Rs/kW/Month	125	
	METERED CONSUMERS				
	Upto 200 units/month		8 Rs/kW/Month	200	
	201 - 400 units/month			350	
	Above 400 units/month			380	
	UN-METERED CONSUMERS (FLAT RATE)				
	Connected load upto 1/4 KW		175 Rs/Month		
	Connected load above 1/4 KW upto 1/2 KW		400 Rs/Month		
	Connected load above 1/2 KW upto 3/4 KW		600 Rs/Month		
	Connected load above 3/4 KW upto 1 KW		800 Rs/Month		
	Connected load above 1 KW upto 2 KW		800 Rs./Month plus Rs. 200 for every additional 1/4 KW or part thereof upto 2 kW		
Connected load above 2 kW		1600 Rs./Month plus Rs. 500 for every additional 1/4 KW or part thereof above 2 kW			
Sch. 2	NON-DOMESTIC / COMMERCIAL (METERED SUPPLY)				
	a) Single Phase (Load upto 5kW)				
	Upto 200 units/month		60 Rs/kW/Month	310	
	201 - 500 units/month			470	
	Above 500 units/Month			510	
	b) Three Phase (Load above 5 kW & upto 100 kW/110 kVA)				
	For all Units		130 Rs/kVA/Month or part thereof on billing demand	510	Paise/kVAh
	Load (in kW) to be rounded off to the next 1/2 kW (0.5 kW) for the purpose of application of Fixed Charges.				
	UNMETERED (FLAT RATE SUPPLY)				
	Connected load upto 1/4 KW		500 Rs/Month		
	Connected load above 1/4 KW upto 1/2 KW		1000 Rs/Month		
	Connected load above 1/2 KW upto 3/4 KW		1500 Rs/Month		
Connected load above 3/4 KW upto 1 KW		2000 Rs/Month			
Connected load above 1 KW		2000 Rs./Month plus Rs. 500 for every additional 1/4 KW or part thereof above 1 kW			
Sch. 3	STATE / CENTRAL GOVT. DEPARTMENTS				
	For all Units (Metered Consumers)		40 Rs/kVA/Month	690	Paise/kVAh
	11 KV Supply			2.5% rebate on energy charges	
33 kV & above Supply		5.0% rebate on energy charges			
Sch. 4	AGRICULTURAL SUPPLY (METERED)				
	0 to 10 HP		20 Rs/HP/Month	80	
	11 - 20 HP		25 Rs/HP/Month	100	
	Above 20 HP		45 Rs/HP/Month	525	
	Note: 2.5% & 5% rebate on energy charges for connection at 11 kV and 33 kV and above respectively.				
	UNMETERED (FLAT RATE)				
0 to 10 HP		250 Rs/HP/Month			
11 - 20 HP		275 Rs/HP/Month			
Above 20 HP		1500 Rs/HP/Month			
Sch. 5	PUBLIC STREET LIGHTING				
	For all Units (Metered)		60 Rs/kW/Month	750	
	Unmetered		3500 Rs/kW/Month or part thereof		

Sch. 6	LT PUBLIC WATER WORKS				
	For all Units	60	Rs/kW/Month	750	
Sch. 7	HT PUBLIC WATER WORKS				
	11 kV Supply *	250	Rs/kVA/Month ^	710	Paise/kVAh
	33 kV & above Supply	250	Rs/kVA/Month ^	700	Paise/kVAh
Sch. 8	LT INDUSTRIAL SUPPLY				
LTIS I	For all metered consumers except those covered under LTIS II				
	For Consumers with connected load <50 KW	60	Rs/kVA/Month ^^^	365	Paise/kVAh
	For Consumers with connected load >50 KW ^^	60	Rs/kVA/Month ^^^	365	Paise/kVAh
LTIS II	For all metered consumers# and having load upto 15 HP/ 11.19 kW ^^	30	Rs/kW/Month ^^^	365	
	# Atta Chakkis, Rice huskers, Oil expellers, Cotton grinning etc. in rural and unorganised sector load up to 15HP (11.19 kW).				
Sch. 9	HT INDUSTRIAL SUPPLY				
	11 kV Supply *	175	Rs/kVA/Month ^	360	Paise/kVAh
	33 kV & above Supply **	175	Rs/kVA/Month ^	350	Paise/kVAh
Sch. 10	HT INDUSTRIAL SUPPLY (Power Intensive Industries)				
	11 kV Supply	225	Rs/kVA/Month ^	435	Paise/kVAh
	33 kV Supply **	225	Rs/kVA/Month ^	430	Paise/kVAh
Sch. 11	GENERAL PURPOSE BULK SUPPLY				
	11 kV Supply *	225	Rs/kVA/Month ^	490	Paise/kVAh
	33 kV & above Supply **	225	Rs/kVA/Month ^	485	Paise/kVAh
Sch. 12	LT AND HT TEMPORARY CONNECTION				
	1.5 times the applicable rates (on fixed/ demand and energy charges)				
	Temporary connection shall be granted for a period of upto 12 months at a time. If the period is extended beyond 12 months, tariff would be two times the applicable fixed/demand and energy charges.				
Sch. 13	ELECTRIC VEHICLE (EV) CHARGING STATION				
	LT Supply	100	Rs/kVA/Month ^	510	Paise/kVAh
	11 kV Supply *	175	Rs/kVA/Month ^	500	Paise/kVAh
	33 kV Supply **	150	Rs/kVA/Month ^	490	Paise/kVAh
Sch. 14	TRACTION *				
	11 kV/33 kV Supply	300	Rs/kVA/Month ^	470	Paise/kVAh
	Time of Day Tariff (TOD) applicable only for 33 kV and above supply for Sch. 9, 10, 11, 13, 14				
	Time of use	Demand Charges		Energy Charges	
	Normal Period	Normal Rate		Normal rate of energy charges	
	Peak load period (0600 Hrs to 0800 Hrs) and (1800 Hrs - 2200 Hrs)	Normal Rate		110% of normal rate of energy charges	
	Off-peak load period (2300 Hrs - 0500 Hrs)	Normal Rate		90% of normal rate of energy charges	
	* For Connections load above 100 KW metered on LT, Additional 5% Surcharge on Demand and Energy Charges at 11 KV tariff shall be chargeable.				
	^ Or part thereof on Billing Demand				
	^^ For Connections with sanctioned load below 100 kW (110 kVA) supplied and metered on HT, 5% rebate on Energy Charges shall be allowed.				
	^^^ Load (in kW) to be rounded off to the next whole number for the purpose of application of Fixed Charges.				
	** Rebate to connections at higher voltages: For 66 kV and above- 15 paise/kWh on energy charge for 33 kV supply.				
	Late Payment Surcharge:				
	1.5% per month on the unpaid principal amount of energy charges, fixed/demand charges and/or minimum charges, if the payment is made after the due date.				
	ASSUMED POWER FACTOR	85%			
	Reference : JERC for Jammu & Kashmir and Ladakh Website				

ELECTRICITY TARIFF IN JHARKHAND w.e.f. 01.10.2020

Category No.	Category of Service	Fixed Charge	Energy Charge Paise/kWh	
	DOMESTIC SERVICE			
	Domestic Rural & Others Rural upto 5 KW	20 Rs/Connection/Month	575	
	Domestic Urban & Others Urban upto 5 KW	75 Rs/Connection/Month	625	
	Domestic HT	100 Rs/KVA/Month	600	Ps/KVAh
CS	COMMERCIAL SERVICE			
	Rural (more than 5 KW)	50 Rs/kW/Month	575	
	Urban (more than 5 KW)	100 Rs/kW/Month	600	
LTIS	LOW TENSION INDUSTRIAL SERVICE *			
	Installation / Demand Based Tariff for sanctioned load upto 100 KVA or 114 HP	100 Rs/KVA/Month	575	Ps/KVAh
IAS	IRRIGATION & AGRICULTURE SERVICE			
		20 Rs/HP/Month	500	
HTS	HIGH TENSION SERVICE			
	Consumers drawing power at voltage at 6.6 KV and above except Domestic-HT consumers	350 Rs/KVA/Month	550	Ps/KVAh
	TIME OF THE DAY (TOD) TARIFF FOR HTS CONSUMERS			
	PEAK HOURS (06.00 AM to 10.00 AM & 06.00 PM to 10.00 PM)	120% of normal rate of energy charge		
	OFF-PEAK HOURS (10.00 PM to 06.00 AM)	85% of normal rate of energy charge		
SS	STREET LIGHT SERVICE			
		100 Rs/KW/Month	625	
	HT INSTITUTIONAL SERVICES	350 Rs/KVA/Month	525	Ps/KVAh
	Temporary Connections	1.5 times of applicable fixed charges		1.5 times of applicable energy charges
RSPV	ROOFTOP SOLAR PV PROJECTS			
	Gross Metering		416	
	Net Metering		380	
	VOLTAGE REBATE TO THE HTS/HT INSTITUTIONAL CONSUMERS			
3.00%	Rebate for power supplied at 33 KV			
5.00%	Rebate for power supplied at 132 KV			
5.50%	Rebate for power supplied at 220 KV			
6.00%	Rebate for power supplied at 400 KV			
	LOAD FACTOR REBATE TO ALL THE CONSUMERS			
	The Load factor rebate shall be allowed to all the consumers whose load factor exceeds 45%. For any „X“ % increase in the load factor over and above 45%, the rebate shall be allowed at the rate of „X“ % on the total energy charges corresponding to energy consumption of the consumer subject to a maximum ceiling rebate of 15%.			
	Delayed payment surcharge will be @ 1.00% per month chargeable proportionately. The due date for making payment of energy bills or other charges shall be 21 days after issue date of bill. The bill should be generated and delivered on monthly basis.			
	Penalty for exceeding Billing/Contract Demand: In case of the actual demand exceeding 110% of the contract demand, the consumer shall pay penal charges for the exceeded demand. The penal charges would be charged as follows: If the recorded demand exceeds 110% of contract demand, then the demand charge up to contract demand will be charged as per the normal tariff rate. The remaining recorded demand over and above the contract demand will be charged at 1.5 times the normal tariff rate.			
	* All industrial units with connected load upto 100 KVA (or equivalent 114 HP or 85.044 KW)			
	ASSUMED POWER FACTOR	85%		
	Reference: JSERC Website			

ELECTRICITY TARIFF IN DVC (JHARKHAND) w.e.f. 01.02.2023

Category No.	Category of Service	Fixed Charge	Energy Charge Paise/kWh
	DOMESTIC SERVICE		
	Rural/Urban	75 Rs/Connection/Month	425
	HT	100 Rs/kVA/Month	380 Ps/kVAh
CS	COMMERCIAL SERVICE		
	Rural/Urban	150 Rs/kW/Month	420
LTIS	LOW TENSION INDUSTRIAL SERVICE		
	Contracted Load more than 5 kW and less than or equal to 100 kVA	150 Rs/kVA/Month	420 Ps/kVAh
IAS	IRRIGATION & AGRICULTURE SERVICE	30 Rs/HP/Month	300
HTS	HIGH TENSION SERVICE		
	Consumers drawing power at voltage at 6.6 KV and above except Domestic-HT and HT-Institutional consumers	400 Rs/kVA/Month	395 Ps/kVAh
	HT INSTITUTIONAL SERVICES (applicable for Railway Traction and Military Engineering Services)	400 Rs/kVA/Month	360 Ps/kVAh
SS	STREET LIGHT SERVICE	100 Rs/kW/Month	440
	Temporary Connections	1.5 times of applicable fixed charges	1.5 times of applicable energy charges
RSPV	ROOFTOP SOLAR PV PROJECTS		
	Gross Metering		416
	Net Metering		380
	VOLTAGE REBATE TO THE HTS/HT INSTITUTIONAL CONSUMERS		
3.00%	Rebate for power supplied at 33 KV		
5.00%	Rebate for power supplied at 132 KV		
5.50%	Rebate for power supplied at 220 KV		
6.00%	Rebate for power supplied at 400 KV		
	LOAD FACTOR REBATE		
	The Load factor rebate shall be allowed to all the consumers whose load factor exceeds 65%. For any "X" % increase in the load factor over and above 65%, the rebate shall be allowed at the rate of "X" % on the total energy charges corresponding to energy consumption of the consumer subject to a		
	Time of Day (TOD) Tariff : For HTS and HT Institutional Consumers		
	Time of Use	Energy Charges	
	Off-peak Hours (10:00 PM to 06:00 AM)	85% of Normal rate of energy charge	
	Normal Hours (10:00 AM to 06:00 PM)	Normal rate of energy charge	
	Peak Hours (06:00 AM to 10:00 AM and 06:00 PM to 10:00 PM)	120% of Normal rate of energy charge	
*	All industrial units with connected load upto 100 KVA (or equivalent 114 HP or 85.044 KW)		
	ASSUMED POWER FACTOR	85%	
	Reference: JSERC Website		

ELECTRICITY TARIFF IN KARNATAKA w.e.f. 01.04.2022

Sl. No.	Category of Service	Demand / Fixed Charge	Energy Charge (Paisa/kWh)
LT-1	Bhagya jyothi and Kutira jyothi (BK/KJ) schemes (Upto 40 KWh/Month)		Nil
LT-2(a)	Domestic Consumer Category		
LT-2(a)(i)	Applicable to areas coming under Bruhat Bangalore Mahanagara Palike (BBMP), Municipal Corporation and all other Urban Local Bodies.		
	0 - 50 units (Lifeline consumption)	100 Rs/KW/Month for the first KW	415
	51 - 100 units	110 Rs/KW/Month for every additional kW up to and inclusive of 50 kW	560
	101 - 200 units	175 Rs/KW/Month for every additional kW	715
	above 200 units		820
LT-2(a)(ii)	Applicable to areas under Village Panchayats		
	0 - 50 units (Lifeline consumption)	85 Rs/KW/Month for the first KW	405
	51 - 100 units	100 Rs/KW/Month for every additional kW up to and inclusive of 50 kW	530
	101 - 200 units	160 Rs/KW/Month for every additional kW	685
	Above 200 units		770
LT-2(b)	Private Professional and other Private Educational Institutions, private hospitals and nursing homes		
LT-2(b)(i)	Applicable to areas under Bruhat Bangalore Mahanagara Palike (BBMP) and Municipal Corporation and all other Urban Local Bodies.		
	0 - 200 units	120 Rs/KW/Month subject to a minimum of 150 Rs/Month up to and inclusive of 50 kW	735
	Above 200 units	175 Rs/KW/Month for every additional kW above 50 kW	860
LT-2(b)(ii)	Applicable in areas under Village Panchayats		
	0 - 200 units	110 Rs/KW/Month subject to a minimum of 135 Rs/Month up to and inclusive of 50 kW	680
	Above 200 units	165 Rs/KW/Month for every additional kW above 50 kW	805
LT-3	Applicable to Commercial Lighting, Heating and Motive Power installations		
LT-3(i)	Applicable to areas under Bruhat Bangalore Mahanagara Palike (BBMP), Municipal Corporation and all other Urban Local Bodies.		
	0 - 50 units	125 Rs/KW/Month up to and inclusive of 50 kW	840
	Above 50 units	230 Rs/KW/Month for every additional kW above 50 kW	940
	Demand base Tariff (Optional) where sanctioned load is above 5 KW but below 150 KW	140 Rs/KW/Month up to and inclusive of 50 kW	As above
		245 Rs/KW/Month for every additional kW above 50 kW	
LT-3(ii)	Applicable in areas under Village Panchayats		
	0 - 50 units	115 Rs/KW/Month up to and inclusive of 50 kW	790
	Above 50 units	220 Rs/KW/Month for every additional kW above 50 kW	890
	Demand base Tariff (Optional) where sanctioned load is above 5 KW but below 150 KW	130 Rs/KW/Month up to and inclusive of 50 kW	As above
		235 Rs/KW/Month for every additional kW above 50 kW	
LT-4(a)	IP Sets (Up to and inclusive of 10 HP)	Free	
LT-4(b)	IP Sets (above 10 HP)	110 Rs./HP/Month	390
LT-4 (c)	Private Horticulture Nurseries, Coffee, Tea and Rubber plantations	100 Rs./HP/Month	390

LT-5	Industrial (Heating & Motive power including lighting)		
LT-5(a)	Applicable to Bruhat Bangalore Mahanagara Palike (BBMP) and other Municipal Corporation.		
	0 - 500 units	90 Rs./HP/Month for 5 HP & below 100 Rs./HP/Month for above 5 HP and below 40 HP	605
	Above 500 units	125 Rs./HP/Month for 40 HP and above but below 67 HP 190 Rs./HP/Month for 67 HP & above but below 100 HP 225 Rs./HP/Month for 100 HP and above	735
	Demand base Tariff (Optional)	120 Rs./KW/Month of billing demand for above 5 HP & less than 40 HP 155 Rs./KW/Month of billing demand 40 HP & above but less than 67 HP 240 Rs./KW/Month of billing demand for 67 HP and above but below 100 HP 255 Rs./KW/Month of billing demand for 100 HP and above	Same as above
LT-5(b)	Applicable to all areas other than those covered under LT-5(a)		
	0 - 500 units	80 Rs./HP/Month for 5 HP & below	575
	501 - 1000 units	95 Rs./HP/Month for above 5 HP and below 40 HP	670
	Above 1000 units	120 Rs./HP/Month for 40 HP and above but below 67 HP 175 Rs./HP/Month for 67 HP & above but below 100 HP 210 Rs./HP/Month for 100 HP and above	700
	Demand base Tariff (Optional)	110 Rs./KW/Month of billing demand for above 5 HP & less than 40 HP 145 Rs./KW/Month of billing demand 40 HP & above but less than 67 HP 230 Rs./KW/Month of billing demand for 67 HP and above but below 100 HP 245 Rs./KW/Month of billing demand for 100 HP and above	Same as above
TOD Tariff applicable to LT 5(a) & (b) at the option of the consumer			
TIME OF DAY		Increase (+) / reduction (-) in energy charges over the normal tariff applicable	
6.00 Hrs to 10.00 Hrs		0	
10.00 Hrs to 18.00 Hrs		0	
18.00 Hrs to 22.00 Hrs		From July to November (monsoon period) - 0 , From December to June (+) 100 Paise per kWh	
22.00 Hrs to 06.00 Hrs		From July to November (monsoon period) - 0 , December to June (-) 100 Paise per kWh	
LT-6(a)	Water Supply	110 Rs./HP/Month up to 67 HP 215 Rs./HP/Month for every additional HP above 67 HP	500
LT-6(b)	Public Lighting	125 Rs./KW/Month	670
	LED/ Induction Lighting		565
LT-6(c)	Electrical Vehicle Charging Stations and Battery swapping Stations (LT&HT)	70 Rs./KW/Month for LT upto 50 kW 170 Rs./KW/Month for LT for every additional kW above 50 kW 200 Rs./KVA/Month for HT	500
TOD Tariff applicable for the power supply availed under HT supply for charging the Electric Motor Vehicle in the Depots of BMTC / KSTRC / NEKRTC / NWKRTC only.			
TIME OF DAY		Increase (+) / reduction (-) in energy charges over the normal tariff applicable	
6.00 Hrs to 10.00 Hrs		0	
10.00 Hrs to 18.00 Hrs		0	
18.00 Hrs to 22.00 Hrs		From July to November (monsoon period) - 0 , From December to June (+) 100 Paise per kWh	
22.00 Hrs to 06.00 Hrs		From July to November (monsoon period) - 0 , December to June (-) 100 Paise per kWh	
LT-7(a)	Temporary Power Supply for all purposes		
	less than 67 HP	Nil	1120
	Minimum Charge for Temporary Power Supply	275 Rs./KW/Week of sanctioned load	
LT-7(b)	Applicable to power supply to Hoardings & Advertisement boards, Bus Shelters with Advertising Boards on Permanent connection basis		
	less than 67 HP	150 Rs./KW/Month	1120
HT-1	Water Supply & Sewerage	250 Rs./Month/KVA of billing demand	560

TOD Tariff at the option of the consumer		Increase (+) / reduction (-) in energy charges over the normal tariff applicable	
TIME OF DAY			
6.00 Hrs to 10.00 Hrs		0	
10.00 Hrs to 18.00 Hrs		0	
18.00 Hrs to 22.00 Hrs		From July to November (monsoon period) - 0 , From December to June (+) 100 Paise per kWh	
22.00 Hrs to 06.00 Hrs		From July to November (monsoon period) - 0 , December to June (-) 100 Paise per kWh	
HT-2(a)	Industrial		
HT-2(a) (i)	Applicable to areas under Bruhat Bangalore Mahanagara Palike (BBMP) and Municipal Corporation.		
	First 100000 units	275	Rs./Month/KVA of billing demand
	For balance units		780
HT-2(a) (ii)	Applicable to areas other than those covered under HT-2(a)(i)		
	First 100000 units	265	Rs./Month/KVA of billing demand
	For balance units		760
HT-2(a) (iii)	Railway Traction under HT-2(a) (i) & HT-2(a) (ii)		
		275	Rs./Month/KVA of billing demand
HT-2(a) (iv)	Effluent treatment plants independently serviced outside the premises of any installations under HT-2(a) (i) & HT-2(a) (ii)		
		275	Rs./Month/KVA of billing demand
	Bangalore Metropolitan Railway Corporation Ltd. (BMRCL)		
		245	Rs./Month/KVA of billing demand
HT-2(b)	Commercial		
HT-2(b) (i)	Applicable to areas coming under Bruhat Bangalore Mahanagara Palike (BBMP) and Municipal Corporation.		
	First 200000 units	300	Rs./Month/KVA of billing demand
	For balance units		940
HT-2(b) (ii)	Applicable to areas other than those covered under HT-2(b)(i)		
	First 200000 units	290	Rs./Month/KVA of billing demand
	For balance units		920
HT-2(c)(i)	Government Hospitals and Hospitals run by Charitable Institutions and ESI hospitals and Universities, Govt. Educational Institutions, local bodies, aided institutions & hostels.		
	First 100000 units	260	Rs./Month/KVA of billing demand
	For balance units		765
HT-2(c)(ii)	Applicable to Hospitals and Educational Institutions other than those covered under HT-2(c)(i)		
	First 100000 units	265	Rs./Month/KVA of billing demand
	For balance units		865
TOD Tariff applicable to HT 2 (a), HT 2(b) and HT 2(c) category (Other than BMRCL and Railway Traction)			
TIME OF DAY		Increase (+) / reduction (-) in energy charges over the normal tariff applicable	
6.00 Hrs to 10.00 Hrs		0	
10.00 Hrs to 18.00 Hrs		0	
18.00 Hrs to 22.00 Hrs		From July to November (monsoon period) - 0 , From December to June (+) 100 Paise per kWh	
22.00 Hrs to 06.00 Hrs		From July to November (monsoon period) - 0 , December to June (-) 100 Paise per kWh	
HT-3(a) (i)	Applicable to Lift Irrigation Schemes under Govt. Departments / Govt. owned Corporations		315
	Minimum Charge	1900	Rs./HP/Annum
HT-3(a) (ii)	Applicable to Pvt. Lift Irrigation schemes and lift Irrigation Societies fed through Express / Urban feeders		315
		110	Rs./Month/HP of sanctioned load
HT-3(a) (iii)	Applicable to Pvt. Lift Irrigation schemes and lift irrigation Societies other than those covered under HT-3(a)(ii)		315
		90	Rs./Month/HP of sanctioned load
HT-3(b)	Applicable to Irrigation & Agricultural Farms, Government Horticulture Farms, Private Horticulture Nurseries, Coffee, Tea, Rubber, Coconut & Arecanut plantations etc.		515
	Minimum Charge	1960	Rs./HP/Annum of sanctioned load
HT-4	Residential apartments and colonies (all areas) availing supply independently or by tapping the main HT line.		
	All consumption	175	Rs./KVA of billing Demand
HT-5	Temporary Power Supply of all categories including Hoarding & Advertisement boards.		
	67 HP and above	325	Rs./Month/HP of sanctioned load
HT-5(a)	Temporary Power Supply by Bangalore International Exhibition Centre		
	67 HP and above		1255
	Assumed Power Factor	90%	
Rebate for supply at high voltage to consumers (Other than Railway Traction): If the consumer is availing power at voltage higher than 13.2 KV, he will be entitled to a rebate as indicated below.			
	Supply Voltage	Rebate	
	A) At 33/66 KV	2	Paise/kWh of energy consumed
	B) At 110 KV	3	Paise/kWh of energy consumed
	C) At 220 KV	5	Paise/kWh of energy consumed
Note: 1	LT supply means voltage is of 650 volts and below		
2	HT supply means voltage is of 650 volts above and below 66 KV		
3	EHT supply means voltage means voltage 66 KV and above		
Reference: KERC Website			

ELECTRICITY TARIFF IN KERALA w.e.f. 26.06.2022

Sr. No.	Category of Service	Demand/Fixed Charge	Energy Charge (P/kWh)
LT- I	DOMESTIC		
	0 - 40 KWh/Month		150
Note:	This rate is applicable only to consumers belonging to below poverty line (BPL) category with connected load of and below 1000 watts and monthly consumption of and below 40 units.		
	Telescopic	Single phase (Rs/consumer/ Month)	Three phase (Rs/consumer/Month)
	0 - 50 KWh/Month	35	90
	51 - 100 KWh/Month	55	120
	101 - 150 KWh/Month	70	150
	151 - 200 KWh/Month	100	160
	201 - 250 KWh/Month	110	175
	Non-Telescopic		
	0 - 300 KWh/Month	130	175
	0 - 350 KWh/Month	150	175
	0 - 400 KWh/Month	175	175
	0 - 500 KWh/Month	200	200
	Above 500 KWh/Month	225	225
LT- III	TEMPORARY SERVICES INCLUDING TEMPORARY CONNECTIONS AND EXTENSION		
LT- III (A)	Temporary connections: Applicable for illumination, Exhibition, Festivals, Public meeting and Fairs (Single or three Phase)		1500
	Minimum Charge	150	Rs/Day/KW daily minimum or part thereof of connected load, whichever is higher.
	40% concession shall be allowed in the rates for exhibitions conducted by the Local bodies/Govt. and recognised private educational institutions and festivals of public religious worship centres for illumination/ public address system/ security lighting		
LT- III (B)	TEMPORARY EXTENSIONS	65	Rs/KW/day
			Energy charges shall be recovered from the consumers Wherefrom extension is availed, at the tariff applicable to him.
LT- IV	INDUSTRY (LT)		
LT- IV (A)	Industrial (General Purpose)		
	(i) Connected load 10 kW or below	120	Rs/consumer/Month
	(ii) Connected load above 10 kW and upto 20 kW	80	Rs/kW/Month or part
	(iii) Connected load above 20 kW	185	Rs/kW/Month or part
LT- IV (B)	IT and IT Enabled services		
	(i) Connected load 10 kW or below	165	Rs/consumer/Month
	(ii) Connected load above 10 kW and upto 20 kW	120	Rs/kW/Month or part
	(ii) Connected load above 20 kW	200	Rs/kW/Month or part
LT-V	AGRICULTURE		
LT-V (A)	Applicable to agricultural purpose for pumping, dewatering &	15	Rs/KW/Month or part
LT-V (B)	Applicable to agricultural purposes such as poultry farms, silk	15	Rs/KW/Month or part
LT-VI	GENERAL		
LT- VI (A)	NON-DOMESTIC		
	Upto 500 KWh/Month	70	Rs/kW/Month or part
	Above 500 KWh/Month		thereof
			580
			665
LT- VI (B)	OFFICES AND INSTITUTIONS UNDER STATE/CENTRAL GOVT, CORPORATIONS, KWA, KSWTC, SOCIAL WELFARE		
	Upto 500 KWh/Month	90	Rs/kW/Month or part
	Above 500 KWh/Month		thereof
			650
			715
LT- VI (C)	OFFICES OR INSTITUTIONS UNDER INCOME TAX OR CENTRAL EXCISE & CUSTOMS DEPARTMENTS etc.		
	Upto 500 KWh/Month	180	Rs/kW/Month or part
	Above 500 KWh/Month		thereof
			715
			865

LT- VI (D)	ORPHANAGES, ANGANAWADIS, SCHOOLS & HOSTALS OF MENTALLY RETARDED STUDENTS, OLD AGE HOMES, POLIO		
	All units	35	Rs/consumer/Month 210
LT- VI (E)	Applicable to sports/ arts clubs, sailing/ swimming activities and gymnasiums, libraries and reading rooms, press clubs etc.		
	Non-telescopic		
	(i) Upto 50 KWh/Month	40	Rs./month for single phase 365
	(ii) Upto 100 KWh/Month		465
	(iii) Upto 200 KWh/Month	100	Rs./month for three phase 535
	(iv) Above 200 KWh/Month		705
LT-VI (F)	Computer training institutes/coaching or tuition centres, cable TV networks, radio stations etc.		
	Upto 100 KWh/Month	85	Rs./KW/Month or part thereof for single phase 600
	Upto 200 KWh/Month		680
	Upto 300 KWh/Month	170	Rs./KW/Month or part thereof for three phase 750
	Upto 500 KWh/Month		815
	Above 500 KWh/Month		925
LT-VI (G)	Private Hospitals/clinics/clinical laboratories/X-ray units/mortuaries/blood banks/scanning centres etc.		
	0 to 500 KWh/Month	70	Rs./KW/Month or part thereof for single phase 585
	0 to 1000 KWh/Month		660
	0 to 2000 KWh/Month	150	Rs./KW/Month or part thereof for three phase 770
	>2000 KWh/Month		860
LT- VII (A)	COMMERCIAL CONSUMERS HAVING CONNECTED LOAD EXCEEDING 2000 WATTS		
	Non-telescopic		
	(i) Upto 100 KWh/Month	80	Rs./KW/Month or part thereof for single phase 605
	(ii) Upto 200 KWh/Month		680
	(iii) Upto 300 KWh/Month	160	Rs./KW/Month or part thereof for three phase 750
	(iv) Upto 500 KWh/Month		815
	(v) Above 500 KWh/Month		940
LT- VII (B)	COMMERCIAL CONSUMERS HAVING CONNECTED LOAD NOT EXCEEDING 2000 WATTS		
	Non-telescopic		
	(i) 0 - 100 KWh/Month	50	Rs/consumer/Month 530
	(ii) 0 - 200 KWh/Month	60	Rs./KW/Month (Above 1000 watts and upto 610
	(iii) 0 - 300 KWh/Month		670
LT- VII (C)	COMMERCIAL: CINEMA THEATRES, CIRCUS, SPORTS/ARTS CLUB ETC. FOR LOAD EXCEEDING 2000 W		
	Non-telescopic		
	(i) Upto 1000 KWh/Month	115	Rs./KW/Month or part thereof for single phase 630
	(ii) Above 1000 KWh/Month		770
LT-VIII(B)	Metered Street Lights and Traffic Signal Lights	75	Rs./month 470
LT- IX	Display Lighting and Hoardings	700	Rs/connection/month 1250
		150	Rs/kW/Month for every
LT-X	LT Electric Vehicle Charging station	90	Rs/kW/Month or part 550
	HIGH TENSION (HT) AND EXTRA HIGH TENSION (EHT)		
HT - I (A)	INDUSTRY	390	Rs./KVA/Month of 610
HT - I (B)	IT and IT Enabled Services	410	Rs./KVA/Month of 660
HT-II	GENERAL		
HT-II(A)	Applicable to all classes of consumers listed in LT-VI(A), LT-VI(B), LT-VI(D) and LT-VI(E) categories availing supply at high tension		
	All units	420	Rs./KVA/Month of 585
HT-II(B)	Applicable to all classes of consumers listed in LT-VI(C), LT-VI(F) and LT-VI(G) category availing supply at high tension		
	(i) Of and below 30,000 units	500	Rs./KVA/Month of billing demand 680
	(ii) Above 30,000 units		780
HT - III	AGRICULTURE		
HT - III (A)	Consumers listed in LT-V(A), availing supply at HT	220	Rs./KVA/Month of 340
HT - III (B)	Consumers listed in LT-V(B), availing supply at HT	240	Rs./KVA/Month of 390
HT - IV(A)	COMMERCIAL: Applicable to all classes of consumers listed in LT-VII(A) and LT-VII(C) (excluding those under HT-IV(B))		
	(i) Of and below 30,000 units	490	Rs./KVA/Month of billing demand 675
	(ii) Above 30,000 units (All units)		775
HT - IV(B)	COMMERCIAL: Applicable to Hotels, shopping malls, multiplexes etc.		
	(i) Of and below 30,000 units	490	Rs./KVA/Month of billing demand 690
	(ii) Above 30,000 units (All units)		790

HT - V	DOMESTIC: Applicable to domestic consumers and colonies availing supply at high tension		
	All units	425	Rs./KVA/Month of 615
HT- VI	HT Electric Vehicle Charging station	270	Rs./KVA/Month of 600
HT- VII	Temporary connections		1100
	Minimum Charge	110	Rs./KW daily minimum or part thereof connected load whichever is higher
EXTRA HIGH TENSION (EHT)			
EHT INDUSTRIAL (66/110/220 KV)			
	66 KV	400	Rs./KVA/Month of billing demand 600
	110 KV	390	Rs./KVA/Month of 590
	220 KV	360	Rs./KVA/Month of 530
EHT COMMERCIAL (66/110/220 KV)			
	(i) Upto 60,000 units (All units)	460	Rs./KVA/Month of billing demand 620
	(ii) Above 60,000 units (All units)		720
	EHT GENERAL-A (66/110/220 KV)	390	Rs./KVA/Month of 560
EHT GENERAL -B (66/110/220 KV)			
	(i) Upto 60,000 units (All units)	425	Rs./KVA/Month of billing demand 600
	(ii) Above 60,000 units (All units)		700
EHT GENERAL -C (66/110/220 KV)			
	(i) Upto 60,000 units (All units)	450	Rs./KVA/Month of billing demand 630
	(ii) Above 60,000 units (All units)		730
RAILWAY TRACTION (110 KV)			
	Kochi Metro Rail Corporation	290	Rs./KVA/Month of 510
Power Factor Incentive			
0.50%	of energy charges for each 0.01 unit increase in PF from 95% to 100%		
Power Factor Disincentive			
0.50%	of energy charges for each 0.01 unit fall in PF from 95% to 90%		
1%	of energy charges for every 0.01 fall in PF from 90%		
TOD Tariff for Domestic Consumers: Applicable to HT-V and LT consumers who consume more than 500 Units/month			
	Normal Period (0600 hrs to 1800 hrs)	100%	Energy Charges
	Peak Period (1800 hrs to 2200 hrs)	120%	Energy Charges
	Off-Peak Period (2200 hrs to 0600 hrs)	90%	Energy Charges
TOD Tariff applicable for EHT, HT (except HT-V Domestic) and LT Industrial consumers (connected load of and above 20 KW)			
	Normal Period (0600 hrs to 1800 hrs)	100%	Energy Charges
	Peak Period (1800 hrs to 2200 hrs)	150%	Energy Charges
	Off-Peak Period (2200 hrs to 0600 hrs)	75%	Energy Charges
OPTIONAL DEMAND BASED TARIFF			
	All categories of consumers other than those billed under ToD Tariff	250	Rs./KVA/Month of billing demand Respective categories shall apply
	Assumed Power Factor	90%	
Reference: KSERC Website			

ELECTRICITY TARIFF IN LADAKH w.e.f 01.10.2022

(Subsidized rate payable by the consumer)

Category	Category of Service	Fixed Charge	Energy Charge (Paise/kWh)		
Sch. 1	DOMESTIC SUPPLY				
	Below Poverty Line (upto 30 units/month)	5 Rs/kW/Month	125		
	METERED CONSUMERS				
	Upto 200 units/month	8 Rs/kW/Month or part thereof	200		
	201 - 400 units/month		350		
	Above 400 units/month		380		
	UN-METERED CONSUMERS (FLAT RATE)				
	Connected load upto 1/4 KW	175 Rs/Month			
	Connected load above 1/4 KW upto 1/2 KW	350 Rs/Month			
	Connected load above 1/2 KW upto 3/4 KW	525 Rs/Month			
Connected load above 3/4 KW upto 1 KW	700 Rs/Month				
Connected load above 1 KW upto 2 KW	700 Rs./Month plus Rs. 175 for every additional 1/4				
Connected load above 2 KW	1400 Rs./Month plus Rs. 500 for every additional 1/4				
Sch. 2	NON-DOMESTIC / COMMERCIAL (METERED SUPPLY)				
	a) Single Phase (Load upto 5kW)				
	Upto 200 units/month	50 Rs/kW/Month	310		
	201 - 500 units/month		470		
	Above 500 units/Month		510		
	b) Three Phase (Load above 5 kW & upto 100 kW/110 kVA)				
	For all Units	120 Rs/kVA/Month or part thereof on billing demand	510	Paise/kVAh	
	Load (in kW) to be rounded off to the next 1/2 kW (0.5 kW) for the purpose of application of Fixed Charges.				
	UNMETERED (FLAT RATE SUPPLY)				
	Connected load upto 1/4 KW	500 Rs/Month			
	Connected load above 1/4 KW upto 1/2 KW	1000 Rs/Month			
	Connected load above 1/2 KW upto 3/4 KW	1500 Rs/Month			
	Connected load above 3/4 KW upto 1 KW	2000 Rs/Month			
	Connected load above 1 KW	2000 Rs./Month plus Rs. 500 for every additional 1/4			
	Sch. 3	STATE / CENTRAL GOVT. DEPARTMENTS			
For all Units (Metered Consumers)		40 Rs/kVA/Month	750	Paise/kVAh	
11 KV Supply			2.5% rebate on energy charges		
33 kV & above Supply			5.0% rebate on energy charges		
Sch. 4	AGRICULTURAL SUPPLY (METERED)				
	0 to 10 HP	40 Rs/HP/Month	100		
	11 - 20 HP	40 Rs/HP/Month	150		
	Above 20 HP	40 Rs/HP/Month	550		
	Note:	2.5% & 5% rebate on energy charges for connection at 11 kV and 33 kV and above respectively.			
	UNMETERED (FLAT RATE)				
	0 to 10 HP	250 Rs/HP/Month			
11 - 20 HP	275 Rs/HP/Month				
Above 20 HP	1500 Rs/HP/Month				
Sch. 5	PUBLIC STREET LIGHTING				
	For all Units (Metered)	60 Rs/kW/Month	800		
	Unmetered	3500 Rs/kW/Month or part thereof			

Sch. 6	LT PUBLIC WATER WORKS			
	For all Units	60 Rs/kW/Month	800	
Sch. 7	HT PUBLIC WATER WORKS			
	11 kV Supply *	250 Rs/kVA/Month ^	800	Paise/kVAh
	33 kV & above Supply	250 Rs/kVA/Month ^	790	Paise/kVAh
Sch. 8	LT INDUSTRIAL SUPPLY			
	LTIS I For all metered consumers except those covered under LTIS II			
	For Consumers with connected load <50 KW	55 Rs/kVA/Month ^^^	365	Paise/kVAh
	For Consumers with connected load >50 KW ^^	55 Rs/kVA/Month ^^^	365	Paise/kVAh
	LTIS II For all metered consumers# and having load upto 15 HP/ 11.19 kW ^^	30 Rs/kW/Month ^^^	365	
	# Atta Chakkis, Rice huskers, Oil expellers, Cotton grinning etc. in rural and unorganised sector load up to 15HP (11.19 kW).			
Sch. 9	HT INDUSTRIAL SUPPLY			
	11 kV Supply *	175 Rs/kVA/Month ^	360	Paise/kVAh
	33 kV & above Supply **	175 Rs/kVA/Month ^	350	Paise/kVAh
Sch. 10	HT INDUSTRIAL SUPPLY (Power Intensive Industries)			
	11 kV Supply	225 Rs/kVA/Month ^	435	Paise/kVAh
	33 kV Supply **	225 Rs/kVA/Month ^	430	Paise/kVAh
Sch. 11	GENERAL PURPOSE BULK SUPPLY			
	11 kV Supply *	225 Rs/kVA/Month ^	490	Paise/kVAh
	33 kV & above Supply **	225 Rs/kVA/Month ^	485	Paise/kVAh
Sch. 12	LT AND HT TEMPORARY CONNECTION			
	1.5 times the applicable rates (on fixed/ demand and energy charges)			
	Temporary connection shall be granted for a period of upto 12 months at a time. If the period is extended beyond 12 months, tariff would be two times the			
Sch. 13	ELECTRIC VEHICLE (EV) CHARGING STATION			
	LT Supply	100 Rs/kVA/Month ^	510	Paise/kVAh
	11 kV Supply *	175 Rs/kVA/Month ^	500	Paise/kVAh
	33 kV Supply **	150 Rs/kVA/Month ^	490	Paise/kVAh
Sch. 14	TRACTION *			
	11 kV/33 kV Supply	300 Rs/kVA/Month ^	470	Paise/kVAh
	Time of Day Tariff (TOD) applicable only for 33 kV and above supply for Sch. 9, 10, 11, 13, 14			
	Time of use	Demand Charges	Energy Charges	
	Normal Period	Normal Rate	Normal rate of energy charges	
	Peak load period (0600 Hrs to 0800 Hrs) and (1800 Hrs - 2200 Hrs)	Normal Rate	110% of normal rate of energy charges	
	Off-peak load period (2300 Hrs - 0500 Hrs)	Normal Rate	90% of normal rate of energy charges	
	ASSUMED POWER FACTOR	85%		
	* For Connections load above 100 KW metered on LT, Additional 5% Surcharge on Demand and Energy Charges at 11 KV tariff shall be chargeable.			
	^ Or part thereof on Billing Demand			
	^^ For Connections with sanctioned load below 100 kW (110 kVA) supplied and metered on HT, 5% rebate on Energy Charges shall be allowed.			
	^^^ Load (in kW) to be rounded off to the next whole number for the purpose of application of Fixed Charges.			
	** Rebate to connections at higher voltages: For 66 kV and above- 1.5% on energy charge for 33 kV supply.			
	Late Payment Surcharge:			
	1.5% per month on the unpaid principal amount of energy charges, fixed/demand charges and/or minimum charges, if the payment is made after the due date.			
	Reference : JERC for Jammu & Kashmir and Ladakh Website			

ELECTRICITY TARIFF IN LAKSHADWEEP w.e.f. 01.04.2022

Category of Service	Energy Charge (Paise/KWh)	Fixed Charges
A. LIFE LINE CONNECTION (upto 100 units)	125	10 Rs./kW/Month
B. DOMESTIC CONNECTION		
0 to 100 units	160	20 Rs./kW/Month
101 to 200 units	330	
201 to 300 units	550	
301 units and above	700	
C. COMMERCIAL		
0 to 100 units	700	30 Rs./kW/Month
101 to 200 units	820	
201 units and above	1000	
Government Connection		
0 to 200 units	860	30 Rs./kW/Month
201 units and above	1000	
D. INDUSTRIAL - All units	650	50 Rs./kVA/Month
E. HT INDUSTRIAL (11kV) - All units	920	150 Rs./kVA/Month
F. PUBLIC LIGHTING - All units	675	75 Rs./kVA/Month
G. EV CHARGING STATION		
LT Category	620	
HT Category	600	
H. TEMPORARY SUPPLY - All units	1.5 times the rate applicable to the relevant category of consumers	
Delayed Payment Surcharge:		
1.5% per month on delayed amount, if the payment is made after the due date		
Advance Payment Rebate:		
1% per month rebate shall be given, if payment is made in advance well before commencement of consumption period for which bill is prepared		
Prompt Payment Rebate:		
0.25% of the bill amount shall be given as rebate, if payment is made at least 7 days in advance of the due date of payment		
(i) Power Factor Charges: The monthly average power factor of the consumer falls below 0.95, such consumer shall pay a surcharge in addition to his normal tariff @1% on billed demand and energy charges for each fall of 0.01 in power factor. In case where the monthly average power factor is maintained above 0.95 lagging shall be eligible for an incentive @ 1% on demand and energy charges for every 0.01 improvement in power factor above 95% .		
Assumed Power Factor	90%	
Reference: JERC Website		

ELECTRICITY TARIFF IN MADHYA PRADESH w.e.f. 08.04.2022

Category	Category of Service	Demand / Fixed Charge	Energy Charge (P/kWh)	Minimum charges
LOW TENSION TARIFF				
LV - 1	DOMESTIC LIGHT, FAN & POWER FOR RESIDENTIAL USE			
LV - 1.1	Consumption upto 30 units/month & load upto 100 Watts	NIL	334	45 Rs/Month
LV - 1.2 (i)	IN URBAN AREA			
	Up to 50 kWh/Month	69 Rs/Month	421	70 Rs/Month
	51 to 150 kWh/month	121 Rs/Month	517	
	151 to 300 kWh/month	26 Rs/Month for each 0.1 KW of authorised load	655	
	above 300 kWh/month	27 Rs/Month for each 0.1 KW of authorised load	674	
	Temporary Connection for construction of own house (max. up to three years)	1.25 times the tariff applicable as per schedule LV-1.2(i)		1000 Rs/Month
	Temp. Connection for social/marriage & religious purpose	75 Rs/Day for each 1 KW of authorised load	845	
LV - 1.2 (ii)	IN RURAL AREAS			
	Unmetered (connected load upto 500 watts)	109 Rs/Month	524 @ 75 units	70 Rs/Month
	Up to 50 kWh/Month	55 Rs/Month	421	
	51 to 150 kWh/month	98 Rs/Month	517	
	151 to 300 kWh/month	23 Rs/Month for each 0.1 KW of authorised load	655	
	above 300 kWh/month	26 Rs/Month for each 0.1 KW of authorised load	674	
	Temporary Connection for construction of own house (max. up to three years)	1.25 times the tariff applicable as per schedule LV-1.2(ii)		1000 Rs/Month
	Temp. Connection for social/marriage & religious purpose	60 Rs/Day for each 1 KW of authorised load	845	
LV-2	NON - DOMESTIC LIGHT,FAN & POWER TO EDUCATIONAL INSTIUTIONS, HOSTELS ETC.			
LV - 2.1	URBAN AREAS			
	Sanctioned load based tariff (load upto 10 kW)	156 Rs/KW/month	650	240 units/annum/KW or part thereof in urban areas of sanctioned load or contract demand
	Mandatory (Demand based tariff above 10 kW)	275 Rs/MonthKW or 220 Rs./Month/kVA of billing		
	RURAL AREAS			
	Sanctioned load based tariff	125 Rs/KW/month	650	180 units/annum/KW or part thereof in rural areas of sanctioned load or contract demand
	Mandatory (Demand based tariff above 10 kW)	235 Rs/MonthKW or 188 Rs./Month/kVA of billing demand		
LV - 2.2	URBAN AREAS (except those covered in LV-2.1)			
	Only for connected load upto 10 kW			
	0-50 units (All units)	82 Rs/KW/month	630	Minimum consumption charges shall be billed @ 6 Units per kW or part thereof of sanctioned or connected or recorded load, whichever is the highest for each 24 hours duration or part there of subject to a minimum of Rs.500/-
	Above 50 units (All units)	138 Rs/KW/month	780	
	Mandatory (Demand based tariff above 10 kW)	237 Rs/Month per KVA of billing demand	690	
	Temporary Connections at LT for Mela	224 Rs/month/KW or part thereof	870	
	Temporary Connections for marriage purposes	87 Rs per KW or part thereof /day	870	
	RURAL AREAS (except those covered in LV-2.1)			
	0-50 units (All units)	67 Rs/KW/month	630	Minimum consumption charges shall be billed @ 6 Units per kW or part thereof of sanctioned or connected or recorded load, whichever is the highest for each 24 hours duration or part there of subject to a minimum of Rs.500/-
	Above 50 units (All units)	117 Rs/KW/month	780	
	Mandatory (Demand based tariff above 10 kW)	171 Rs/Month per KVA of billing demand	690	
	Temporary Connections at LT for Mela	195 Rs/month/KW or part thereof	870	
	Temporary Connections for marriage purposes	67 Rs per KW or part thereof /day	870	

LV-3	PUBLIC WATER WORKS AND STREET LIGHTS					
	Municipal Corporation / Cantonment Board / Municipality / Nagar Panchayat	352	Rs/KW/month	568		
	Gram Panchayat	164	Rs/KW/month	540		
	Temporary	1.25	times of applicable tariff			
5% incentive of energy charges for adopting Demand Side Management						
LV-4	LT INDUSTRIAL					
4.1	Non- Seasonal Consumers (Urban Areas)					
4.1 a	Demand Based Tariff (contract demand & connected load upto 150 HP/112 KW)	256 320	Rs/KVA/Month or Rs/KW/Month of billing demand	660		
4.1 b	Temporary connection	1.25	times of applicable tariff			
4.1	Non- Seasonal Consumers (Rural Areas)					
4.1 a	Demand Based Tariff (contract demand & connected load upto 150 HP/112 KW)	164 205	Rs/KVA/Month or Rs/KW/Month of billing demand	660		
4.1 b	Temporary connection	1.25	times of applicable tariff			
4.2	SEASONAL CONSUMERS (This tariff shall be applicable to such seasonal industries / consumers defined under this schedule)					
4.2 a	During Season	Normal Tariff as for non-seasonal consumers in Urban and Rural areas (Fixed and Energy Charges)				
4.2 b	During Off Season	Normal Tariff as for non-seasonal consumers on 10% of contract demand or actual recorded demand, whichever is more in Urban and Rural areas (Fixed Charges)		120% of normal tariff as for non-seasonal consumers in Urban and Rural areas (Energy Charges)		
LV-5	AGRICULTURE & ALLIED ACTIVITIES					
5.1	For agricultural use					
a) (i)	First 300 KWh/month	58	Rs/HP/Month	479	30 units/HP or part thereof /month for month from April to September	
(ii)	Above 300 KWh/month to 750 KWh/month	74	Rs/HP/Month	582		
(iii)	Rest of the units in the month	81	Rs/HP/Month	610		
b)	Temporary Connections	81	Rs/HP/Month	610		
c)	DTR metered group consumers	NIL		459	90 units/HP or part thereof /month for month from October to March	
5.2	For horticulture use					
a) (i)	First 300 KWh/month	58	Rs/HP/Month	479	30 units/HP or part thereof /month for month from April to September	
(ii)	Above 300 KWh/month to 750 KWh/month	74	Rs/HP/Month	582		
(iii)	Rest of the units in the month	81	Rs/HP/Month	610		
b)	Temporary Connections	81	Rs/HP/Month	610	90 units/HP or part thereof /month for month from October to March	
5.3	For aquaculture, sericulture poultry farms etc.					
a)	Up to 25 HP in urban areas	118	Rs/HP/Month	535	30 units/HP/month in urban areas	
b)	Up to 25 HP in rural areas	88	Rs/HP/Month	518		
c)	Demand based tariff in urban areas	217	Rs/KVA/Month or	610	15 units/HP/month in rural areas	
d)	(contract demand & connected load above 25 HP & upto 150)	272	Rs/KW/Month of billing demand			
	Demand based tariff in rural areas	116	Rs/KVA/Month or	610		
	(contract demand & connected load above 25 HP & upto 150)	145	Rs/KW/Month of billing demand			
LV-6	E-VEHICLE / E-RICKSHAWs charging stations		100	Rs/KVA/Month or	600	
			125	Rs/KW/Month of billing demand		
HV-1	RAILWAY TRACTION (At 132/220 KV)		310	Rs./Month/KVA of billing demand	590	1500 KWh/KVA of contract demand as guaranteed annual minimum consumption
HV-2	COAL MINES					
	AT 11 KV (For consumption upto 50% LF)	690	Rs./Month/KVA of billing demand	736	1200 KWh/KVA of contract demand as guaranteed annual minimum consumption	
	AT 11 KV (For consumption in excess of 50% LF)			650		
	AT 33 KV (For consumption upto 50% LF)	690	Rs./Month/KVA of billing demand	728		
	AT 33 KV (For consumption in excess of 50% LF)			629		
	AT 132 KV (For consumption upto 50% LF)	690	Rs./Month/KVA of billing demand	708	1620 KWh/KVA of contract demand as guaranteed annual minimum consumption	
	AT 132 KV (For consumption in excess of 50% LF)			608		
	AT 220 KV (For consumption upto 50% LF)	690	Rs./Month/KVA of billing demand	686		
	AT 220 KV (For consumption in excess of 50% LF)			586		

HV-3 INDUSTRIAL, NON-INDUSTRIAL & SHOPPING MALLS						
3.1	Industrial					For supply at 220/132 KV Rolling Mills : 1200 KWh/KVA of contract demand as annual minimum consumption Educational Institutions: 720 KWh/KVA of contract demand as annual minimum consumption Others : 1800 KWh/KVA of contract demand as guaranteed annual minimum consumption
	AT 11 KV (For consumption upto 50% LF)	372	Rs./Month/KVA of billing demand	720		
	AT 11 KV (For consumption in excess of 50% LF)			620		
	AT 33 KV (For consumption upto 50% LF)	597	Rs./Month/KVA of billing demand	716		
	AT 33 KV (For consumption in excess of 50% LF)			611		
	AT 132 KV (For consumption upto 50% LF)	682	Rs./Month/KVA of billing demand	675		
	AT 132 KV (For consumption in excess of 50% LF)			576		
	AT 220/400 KV (For consumption upto 50% LF)	682	Rs./Month/KVA of billing demand	630		
	AT 220/400 KV (For consumption in excess of 50% LF)			530		
	3.2 Non-Industrial					
	AT 11 KV (For consumption upto 50% LF)	337	Rs./Month/KVA of billing demand	755		
	AT 11 KV (For consumption in excess of 50% LF)			665		
	AT 33 KV ((For consumption upto 50% LF)	485	Rs./Month/KVA of billing demand	738		
	AT 33 KV (For consumption in excess of 50% LF)			640		
AT 132 KV (For consumption upto 50% LF)	575	Rs./Month/KVA of billing demand	690			
AT 132 KV (For consumption in excess of 50% LF)			580			
3.3	Shopping Malls					
	AT 11 KV (For consumption upto 50% LF)	345	Rs./Month/KVA of billing demand	735		
	AT 11 KV (For consumption in excess of 50% LF)			660		
	AT 33 KV ((For consumption upto 50% LF)	400	Rs./Month/KVA of billing demand	725		
	AT 33 KV (For consumption in excess of 50% LF)			620		
	AT 132 KV (For consumption upto 50% LF)	530	Rs./Month/KVA of billing demand	675		
3.4	Power Intensive Industries					
	AT 33 KV (For consumption upto 50% LF)	608	Rs./Month/KVA of billing demand	550		
	AT 33 KV (For consumption in excess of 50% LF)			550		
	AT 132 KV ((For consumption upto 50% LF)	742	Rs./Month/KVA of billing demand	526		
	AT 132 KV (For consumption in excess of 50% LF)			526		
	AT 220 KV (For consumption upto 50% LF)	742	Rs./Month/KVA of billing demand	520		
	AT 220 KV (For consumption in excess of 50% LF)			520		
HV-4	SEASONAL CONSUMERS					
	During Season					
	AT 11 KV (For consumption upto 50% LF)	392	Rs./Month/KVA of billing demand	708	900 KWh/KVA of contract demand as annual minimum consumption	
	AT 11 KV (For consumption in excess of 50% LF)			602		
	AT 33 KV ((For consumption upto 50% LF)	434	Rs./Month/KVA of billing demand	688		
	AT 33 KV (For consumption in excess of 50% LF)			583		
	During off-season					
	AT 11 KV (For consumption upto 50% LF)	392	Rs./Month/KVA of billing demand *	850	900 KWh/KVA of contract demand as guaranteed annual minimum consumption	
	AT 11 KV (For consumption in excess of 50% LF)			Not applicable		
	AT 33 KV ((For consumption upto 50% LF)	434	Rs./Month/KVA of billing demand #	826		
AT 33 KV (For consumption in excess of 50% LF)			Not applicable			
* on 10% of contract demand (or actual recorded demand, whichever is more) during the season						
# on 10% of contract demand (or actual recorded demand, whichever is more) during the season						

HV-5 IRRIGATION, PUBLIC WATER WORKS & OTHER THAN AGRICULTURAL					
5.1	Public Water Works, Group Irrigation and Lift Irrigation Schemes				
	AT 11 KV	372	Rs./Month/KVA of billing demand	610	720 KWh/KVA of contract demand as annual minimum consumption
	AT 33 KV	372	Rs./Month/KVA of billing demand	596	
AT 132 KV	372	Rs./Month/KVA of billing demand	556		
5.2	Other than agriculture use				
	AT 11 KV	372	Rs./Month/KVA of billing demand	610	720 KWh/KVA of contract demand as annual minimum consumption
	AT 33 KV	372	Rs./Month/KVA of billing demand	596	
AT 132 KV	372	Rs./Month/KVA of billing demand	556		
5% incentive of energy charges for adopting Demand Side Management					
HV-6 BULK RESIDENTIAL USERS					
6.1	Applicable to Industrial or any other township				
	AT 11 KV (For consumption upto 50% LF)	352	Rs./Month/KVA of billing demand	637	780 KWh/KVA of contract demand as annual minimum consumption
	AT 11 KV (For consumption in excess of 50% LF)			572	
	AT 33 KV ((For consumption upto 50% LF)			622	
	AT 33 KV (For consumption in excess of 50% LF)			552	
	AT 132 KV ((For consumption upto 50% LF)			600	
AT 132 KV (For consumption in excess of 50% LF)	530				
6.2	Applicable to Registered Cooperative Group Housing Societies				
	AT 11 KV (For consumption upto 50% LF)	230	Rs./Month/KVA of billing demand	637	780 KWh/KVA of contract demand as annual minimum consumption
	AT 11 KV (For consumption in excess of 50% LF)			572	
	AT 33 KV ((For consumption upto 50% LF)			622	
	AT 33 KV (For consumption in excess of 50% LF)			552	
	AT 132 KV ((For consumption upto 50% LF)			555	
AT 132 KV (For consumption in excess of 50% LF)	515				
HV-7	SYNCHRONIZATION OF POWER FOR GENERATORS CONNECTED TO THE GRID				
	Generators for synchronization with Grid			978	
HV-8	E-VEHICLE / E-RICKSHAWS charging stations			100	Rs./KVA/Month of billing demand
	Time of Day (ToD) Surcharge / Rebate				
	Period of Energy Consumption		Rate (Paise/ KWh) (April to October)		Rate (Paise/ KWh) (Nov to March)
	Normal hours (i.e. Hours excluding Off peak hours)		Normal rate of energy charge		Normal rate of energy charge
	Off peak load period (10 PM to 6 AM next day)		10% of Normal rate of energy charges as rebate		20% of Normal rate of energy charges as rebate
	Delayed Payment Surcharge:				
	Surcharge @ 1.25% per month or part thereof on the amount outstanding (including arrears) will be payable if the bills are not paid up to due date. The part of the month will be				
	ASSUMED POWER FACTOR		90%		
	Reference: MPERC Website				

ELECTRICITY TARIFF IN MAHARASHTRA w.e.f. 01.04.2022

Category No.	Category of Service	Fixed / Demand Charge	Energy Charge Paise/kWh	Wheeling charges Paise/kWh	Total Energy charge Paise/kWh
LT - I	LT- Residential				
(A)	Below Poverty line (Sanctioned load upto 0.25kW and Consumption upto 30 units/month)				
	0 - 30 kWh/Month	28 Rs./Month	116	0	116
(B)	Consumers other than BPL				
	0 - 100 kWh/Month	105 Rs./Month for single phase connection	336	135	471
	101 - 300 kWh/Month	350 Rs./Month for three phase connection\$\$	734	135	869
	301 - 500 kWh/Month		1037	135	1172
	Above 500 kWh/Month (balance units)		1186	135	1321
	\$\$ An additional Fixed Charge of Rs. 195 per 10 kW load or part thereof above 10 kW load shall also be payable.				
LT - II	LT- Non-Residential or Commercial				
(A)	0-20 kW	427 Rs./Month	707	135	842
(B)	>20 kW and ≤50 kW	427 Rs./kVA/Month	1079	135	1214
(C)	>50 kW	427 Rs./kW/Month	1276	135	1411
LT - III	LT- Public Water Works and Sewage Treatment Plants				
(A)	0- 20 KW	106 Rs./kVA/Month	248	135	383
(B)	> 20kW and ≤ 40 kW	129 Rs./kVA/Month	384	135	519
(C)	> 40kW	160 Rs./kVA/Month	509	135	644
LT - IV	LT- Agriculture				
(A)	Unmetered Tariff- (Pumpsets)				
	Category 1 Zones*				
(a)	0-5 HP	359 Rs./HP/Month	0	135	135
(b)	>5 HP and ≤7.5 HP	387 Rs./HP/Month	0	135	135
(c)	>7.5 HP	435 Rs./HP/Month	0	135	135
	Category 2 Zones#				
(a)	0-5 HP	277 Rs./HP/Month	0	135	135
(b)	>5 HP and ≤7.5 HP	304 Rs./HP/Month	0	135	135
(c)	>7.5 HP	352 Rs./HP/Month	0	135	135
(B)	Metered Tariff (Pumpsets)	43 Rs./HP/Month	195	135	330
(C)	Metered Tariff (others)	117 Rs./HP/Month	329	135	464
LT - V	LT- Industry- General				
(i)	0 - 20 KW (upto and including 27 HP)	482 Rs./Month/Connection	511	135	646
(ii)	Above 20 KW (above 27 HP)	321 Rs./kVA/Month	605	135	740
LT - VI	LT- Street Lights				
(A)	Grampanchayat, A,B & C Class Municipal Council	117 Rs./ kW / Month	510	135	645
(B)	Municipal Corporation Areas	117 Rs./ kW / Month	621	135	756
LT - VII (A)	LT- Public Services-Govt Hospitals & Educational Institution				
(i)	0 - 20 kW	353 Rs./Connection/Month	318	135	453
(ii)	>20 kW and ≤50 kW	353 Rs./kVA/Month	457	135	592
(iii)	>50 kW	353 Rs./kVA/Month	573	135	708
LT - VII (B)	LT- Public Services- Others				
(i)	0 - 20 kW	384 Rs./Connection/Month	457	135	592
(ii)	>20 kW and ≤50 kW	384 Rs./kVA/Month	723	135	858
(iii)	>50 kW	384 Rs./kVA/Month	749	135	884
LT - VIII	LT- Electric Vehicle (EV) Charging stations				
	All Units	70 Rs./kVA/Month	415	135	550

	HT-(11 KV and above)	Fixed Charge (Rs./kVA/month)	Energy charge for all supply voltage levels (Ps./kVAh)	Wheeling charge for HT (Ps./kVAh)	Total Energy charge for HT (Ps./kVAh)
HT - I	HT- Industry				
	(A) Industry General	454 Rs./kVA/Month	689	55	744
	(B) Industry seasonal	454 Rs./kVA/Month	715	55	770
HT - II	HT- Commercial				
	All units	454 Rs./kVA/Month	1095	55	1150
HT - III	HT- Railway /Metro/monorail	454 Rs./kVA/Month	686	55	741
HT - IV	HT- Public Water Works and Sewage Treatment	454 Rs./kVA/Month	617	55	672
HT - V (A)	HT- Agriculture Pumpset	80 Rs./kVA/Month	369	55	424
HT - V (B)	HT- Agriculture others	80 Rs./kVA/Month	510	55	565
HT - VI	HT- Group Housing society				
	Residential	362 Rs./kVA/Month	570	55	625
HT - VIII	HT - Public Services				
	(A) Govt. Hospital & Education inst.	454 Rs./kVA/Month	774	55	829
	(B) Others	454 Rs./kVA/Month	896	55	951
HT - IX	HT- Electric Vehicle (EV) Charging stations				
	All units	70 Rs./kVA/Month	495	55	550
TOD Tariff (In addition to above base tariff in Paise/kWh) for LT-II(B), LT-II(C), LT-III, LT-V(ii), LT-VII (A)(ii), LT-VII (A)(iii), LT-VII (B)(ii), LT-VII (B)(iii), LT-VIII, HT-I, HT-II, HT-IV, HT-VIII , HT-IX and optional for LT-II(A),LT-V(i),LT-VII (A)(i),LT-VII (B)(i) category consumers.					
	0600 hrs - 0900 hrs		0	Paise/kWh	
	0900 hrs - 1200 hrs		80	Paise/kWh	
	1200 hrs - 1800 hrs		0	Paise/kWh	
	1800 hrs - 2200 hrs		110	Paise/kWh	
	2200 hrs - 0600 hrs		-150	Paise/kWh	
Power Factor Incentive for PF more than 0.95 for the Categories LT-II (B) & (C), LT-III (B) & (C), LT-V (A)(ii), LT-V (B)(ii), LT-VII (A)(ii), LT-VII (A)(iii), LT-VII (B)(ii), LT-VII (B)(iii), LT VIII (above 20 kW).					
	0.5% of the monthly bill including Energy Charges, Reliability Charges, FAC, Fixed/Demand Charges but excluding Taxes & Duties for PF at 0.96				
	1.0% of the monthly bill including Energy Charges, Reliability Charges, FAC, Fixed/Demand Charges but excluding Taxes & Duties for PF at 0.97				
	1.5% of the monthly bill including Energy Charges, Reliability Charges, FAC, Fixed/Demand Charges but excluding Taxes & Duties for PF at 0.98				
	2.5% of the monthly bill including Energy Charges, Reliability Charges, FAC, Fixed/Demand Charges but excluding Taxes & Duties for PF at 0.99				
	3.5% of the monthly bill including Energy Charges, Reliability Charges, FAC, Fixed/Demand Charges but excluding Taxes & Duties for unity PF				
	Assumed Power Factor		90%		
Fuel cost adjustment charge shall be applicable for all categories of consumers					
* Category 1 Zones with consumption norm above 1318 hours/HP/year (Bhandup (U),Pune,Nashik,Baramati and Jalgaon)					
# Category 2 Zones with consumption norm below 1318 hours/HP/year (Amravati,Aurangabad,Konkan, Kalyan,Kolhapur,Latur, Nagpur(U),Chandrapur,Gondia,Nanded and Akola)					
Reference : MERC website					

ELECTRICITY TARIFF IN B.E.S.T. (MUMBAI) w.e.f. 01.04.2022

Category No.	Category of Service	Fixed / Demand Charge	Energy Charge* (Paise/kWh)	
LT-I	LT- Residential (BPL)			
	Below Poverty line (Sanctioned load upto 0.25kW and Consumption upto 30 units/month)			
	LT- Residential			
	0 - 100 units/month	80 Rs/month		318
	101-300 units/month	120 Rs/month		581
	301-500 units/month	120 Rs/month		865
	Above 500 units/month	145 Rs/month		1021
	** Fixed Charge of Rs. 145 per month will be levied on residential consumers availing 3 phase supply. An Additional Fixed Charge of Rs.145 per 10 kW load or part thereof above 10 kW load shall also be payable.			
LT-II	LT- Non-Residential or Commercial			
	(A) 0-20 kW	425 Rs/month		638
	(B) >20 kW and ≤ 50 kW	355 Rs/KVA/month		642
	(C) >50 kW	355 Rs/KVA/month		677
LT-III (A)	LT- Industrial upto 20 kW Load			
	0-20 kW	425 Rs/month		607
LT-III (B)	LT- Industrial above 20 kW Load			
	Above 20 kW	355 Rs/KVA/month		634
LT-IV (A)	LT-Public Services- Government Educational Institutions and hospitals			
	All units	425 Rs/month		653
LT-IV (B)	LT-Public Services- Others			
	All units	425 Rs/month		649
LT- V (A)	Agriculture - Pumpsets			
	All units	40 Rs/HP/month		367
LT- V (B)	Agriculture - Others			
	All units	90 Rs/kW/month		510
LT-VI	LT - Electric Vehicle (EV) Charging stations			
	All units	70 Rs/kVA/month		550
HT-I	HT- Industry			
	EHV (132 kV/110 kV)	355 Rs/KVA/Month		543
	HV (33 kV/11 kV)	355 Rs/KVA/Month		593
HT-II	HT- Commercial			
	EHV (132 kV/110 kV)	355 Rs/KVA/Month		574
	HV (33 kV/11 kV)	355 Rs/KVA/Month		624
HT-III	HT- Group Housing Society			
	HV (33 kV/11 kV)	355 Rs/KVA/Month		595
HT-IV	Railways/Metro/Monorail			
	EHV (132 kV/110 kV)	355 Rs/KVA/Month		546
	HV (33 kV/11 kV)	355 Rs/KVA/Month		596

HT V (A)	HT -Public Services-Govt. Hospitals & Educational Institutions				
	EHV (132 kV/110 kV)	355	Rs/KVA/Month	516	Paise/kVAh
	HV (33 kV/11 kV)	355	Rs/KVA/Month	566	Paise/kVAh
HT-V (B)	HT -Public Services - Others				
	EHV (132 kV/110 kV)	355	Rs/KVA/Month	559	Paise/kVAh
	HV (33 kV/11 kV)	355	Rs/KVA/Month	609	Paise/kVAh
HT-VI	HT - Electric Vehicle (EV) Charging stations				
	HV (33 kV/11 kV)	70	Rs/KVA/Month	550	Paise/kVAh
1%	Prompt payment rebate on monthly bill (excluding Taxes and Duties) for all category consumers for payment within 7 days from the date o				
1.25%	Delayed payment charges on the total electricity bill (including Taxes and Duties) for payment after due date.				
*	Energy charge inclusive of wheeling charge				
	Assumed Power Factor	90%			
	TOD Tariffs (in addition to base tariffs)				
	Applicable for the category LT-II(B), LT-II(C), LT-III(B), LT-IV(sanctioned load above 20 kW), LT-VI, HT-I, HT-II, HT-V & HT-VI and optional for LT-II(A), LT-III(A), LT-IV(sanctioned load upto 20 kW)				
	0600 to 0900 hours			0	Paise/kWh
	0900 to 1200 hours			50	Paise/kWh
	1200 to 1800 hours			0	Paise/kWh
	1800 to 2200 hours			100	Paise/kWh
	2200 to 0600 hours			-75	Paise/kWh
Reference :	MERC website				

ELECTRICITY TARIFF IN ADANI ELECTRICITY (MUMBAI) w.e.f. 01.04.2022

Category No.	Category of Service	Fixed/ Demand Charge	Energy Charge [#] (Paise/kWh)	
LT-I	LT- RESIDENTIAL			
(A)	Below poverty line (BPL)			
	Sanctioned load upto 0.25 kW and consumption upto 30 units/month	10 Rs/Month	247	
(B)	Other Residential			
	0-100 KWh/Month	80 Rs/Month ^{\$\$}	452	
	101-300 KWh/Month	120 Rs/Month ^{\$\$}	647	
	301-500 KWh/Month	145 Rs/Month ^{\$\$}	817	
	Above 500 KWh/Month	145 Rs/Month ^{\$\$}	927	
	Additional Fixed charge @	145 Rs./ 10 KW or part thereof above 10 KW load		
	\$\$ Fixed Charge of Rs. 145 per month will be levied on residential consumers availing 3 phase supply.			
LT-II	LT- COMMERCIAL			
(A)	0-20 kW	425 Rs/Month	692	
(B)	>20 kW and ≤ 50 kW	355 Rs/KVA/Month	747	
(C)	>50 kW		802	
LT-III (A)	LT- INDUSTRIAL LOAD UPTO & INCLUDING 20 KW			
	0-20 kW	425 Rs/Month	702	
LT-III (B)	LT- INDUSTRIAL LOAD ABOVE 20 KW			
	Above 20 kW	355 Rs/KVA/Month	742	
LT-IV (A)	LT - PUBLIC SERVICES - Govt. Hospitals & Educational Institutions			
	All units	425 Rs/Month	707	
LT-IV (B)	LT - PUBLIC SERVICES - Others			
	All units	425 Rs/Month	747	
LT-V	LT- ELECTRIC VEHICLE (EV) Charging Stations			
	All units	70 Rs/KVA/Month	550	
LT-VI(A)	LT- AGRICULTURE - Pumpsets			
	All units	40 Rs/HP/Month	527	
LT-VI(B)	LT- AGRICULTURE - Others			
	All units	90 Rs/KW/Month	677	
	HIGH TENSION (HT)			
HT-I	HT- Industry			
	EHV (132 kV/110 kV)	355 Rs/KVA/Month	585	Paise/kVAh
	HV (33 kV/11 kV)	355 Rs/KVA/Month	651	Paise/kVAh
HT-II	HT- Commercial			
	EHV (132 kV/110 kV)	355 Rs/KVA/Month	609	Paise/kVAh
	HV (33 kV/11 kV)	355 Rs/KVA/Month	675	Paise/kVAh
HT-III	HT- Group Housing Society			
	All units	355 Rs/KVA/Month	665	Paise/kVAh
HT-IV	Railways/Metro/Monorail			
	EHV (132 kV/110 kV)	355 Rs/KVA/Month	555	Paise/kVAh
	HV (33 kV/11 kV)	355 Rs/KVA/Month	621	Paise/kVAh
HT V (A)	HT -Public Services-Govt. Hospitals & Educational Institutions			
	EHV (132 kV/110 kV)	355 Rs/KVA/Month	561	Paise/kVAh
	HV (33 kV/11 kV)	355 Rs/KVA/Month	627	Paise/kVAh
HT-V (B)	HT -Public Services - Others			
	EHV (132 kV/110 kV)	355 Rs/KVA/Month	604	Paise/kVAh
	HV (33 kV/11 kV)	355 Rs/KVA/Month	670	Paise/kVAh
HT-VI	HT - Electric Vehicle (EV) Charging stations			
	All units	70 Rs/KVA/Month	532	Paise/kVAh
TIME OF THE DAY TARIFF (TOD) (in addition to the above base tariff) Applicable for the category LT-II(B), LT-II(C), LT-III(B), LT-IV(with load above 20 kW), LT-V, HT-I, HT-II, HT-V, HT-VI and optional for LT-II(A), LT-III(A), LT-IV(with load upto 20 kW).				
	0600 to 0900 Hrs.	0	Paise/kWh	
	0900 to 1200 Hrs.	50	Paise/kWh	
	1200 to 1800 Hrs.	0	Paise/kWh	
	1800 to 2200 Hrs.	100	Paise/kWh	
	2200 to 0600 Hrs.	-75	Paise/kWh	
	Assumed Power Factor	90%		
	# Including Wheeling charges (Paise/kWh)			
	Fuel cost adjustment charge shall be applicable for all categories of consumers			
	Reference : MERC Website			

ELECTRICITY TARIFF IN TATA POWER CO. (MUMBAI) w.e.f. 01.04.2022

Category No	Category of Service	Fixed Charge/Demand Charges	Energy Charge* (Paise/kWh)		
LT-I	LT- Residential (BPL)				
	Sanctioned load upto 0.25 kW and consumption upto 360 units/a		10 Rs./Month	279	
	LT- Residential				
	0-100 units		80 Rs./Month ⁵⁵	349	
	101-300 units		120 Rs./Month ⁵⁵	604	
	301-500 units			949	
\$\$	Above 500 units (balance units)		145 Rs./Month ⁵⁵	1019	
	Above fixed charges are for single phase connections. Fixed charge of Rs 145/month will be levied on residential consumers availing 3 phase supply.				
Additional Fixed Charge		145 Rs./Month/10 KW or part thereof for load above 10 KW.			
LT-II	LT- Non-Residential or Commercial				
(A)	0-20 kW	425 Rs./Month	669		
(B)	>20 kW and <= 50 kW	355 Rs./kVA/Month	674		
(C)	>50 kW	355 Rs./kVA/Month	709		
LT-III	LT- Industrial				
(A)	0-20 kW	425 Rs./Month	634		
(B)	Above 20 kW	355 Rs./kVA/Month	654		
LT-IV (A)	LT- Public Services- Govt. Educational Institutions and Hospitals				
	All units	425 Rs./Month	654		
LT-IV (B)	LT- Public Services- Others				
	All units	425 Rs./Month	669		
LT V (A)	LT-Agriculture - Pumpset				
	All Units	40 Rs/HP/Month	369		
LT V (B)	LT-Agriculture - Others				
	All Units	90 Rs/kW/Month	509		
LT VI	LT- Electric Vehicle (EV) Charging stations				
	All units	70 Rs./kVA/Month	540		
HT-I	HT- Industry				
	EHV (132 kV/110 kV)	355 Rs/KVA/Month	516	Paise/kVAh	
	HV (33 kV/11 kV)	355 Rs/KVA/Month	614	Paise/kVAh	
HT-II	HT- Commercial				
	EHV (132 kV/110 kV)	355 Rs/KVA/Month	555	Paise/kVAh	
	HV (33 kV/11 kV)	355 Rs/KVA/Month	653	Paise/kVAh	
HT-III	HT- Group Housing Society				
	All units	355 Rs/KVA/Month	594	Paise/kVAh	
HT-IV	Railways/Metro/Monorail				
	EHV (132 kV/110 kV)	355 Rs/KVA/Month	498	Paise/kVAh	
	HV (33 kV/11 kV)	355 Rs/KVA/Month	596	Paise/kVAh	
HT V (A)	HT -Public Services-Govt. Hospitals & Educational Institutions				
	EHV (132 kV/110 kV)	355 Rs/KVA/Month	467	Paise/kVAh	
	HV (33 kV/11 kV)	355 Rs/KVA/Month	565	Paise/kVAh	
HT-V (B)	HT -Public Services - Others				
	EHV (132 kV/110 kV)	355 Rs/KVA/Month	535	Paise/kVAh	
	HV (33 kV/11 kV)	355 Rs/KVA/Month	633	Paise/kVAh	
HT-VI	HT - Electric Vehicle (EV) Charging stations				
	All units	70 Rs/KVA/Month	524	Paise/kVAh	
TIME OF THE DAY TARIFF (TOD) (in addition to the above base tariff)					
Applicable for the category LT-II(B), LT-II(C), LT-III(B), LT-IV(load above 20 kW),LT-VI, HT-I, HT-II, HT-V, HT-VI and optional for LT-II(A), LT-III(A), LT-IV(load upto 20 kW).					
0600 to 0900 Hrs.		0	Paise/kWh		
0900 to 1200 Hrs.		50	Paise/kWh		
1200 to 1800 Hrs.		0	Paise/kWh		
1800 to 2200 Hrs.		100	Paise/kWh		
2200 to 0600 Hrs.		-75	Paise/kWh		
1%	Prompt payment rebate on monthly bill (excluding Taxes and Duties) for all category consumers for payment within 7 days from the date of issue.				
1.25%	Delayed payment charges on the total electricity bill (including Taxes and Duties) for payment after due date.				
	Assumed Power Factor	90%			
#	Including Wheeling charges (Paise/kWh)				
	Reference :MERC Website				

ELECTRICITY TARIFF IN MANIPUR w.e.f. 01.04.2022

Category No.	Category of Service	Fixed / Demand Charge	Energy Charge (Paise/kWh)
LT SUPPLY			
Category - 1	KUTIR JYOTI SCHEME CONNECTION (Single light point connection for total consumption in three months not exceeding 45 kWh)		
	(A) METERED SUPPLY		
	All units	25 Rs./Month/Connection	210
Category - 2	DOMESTIC		
	0-100 kWh/Month	65 Rs./month/kW of contracted load	510
	101-200 kWh/Month		595
above 200 kWh/Month	675		
Category - 3	COMMERCIAL		
	0-100 kWh/Month	85 Rs./month/kW of contracted load	655
	101-200 kWh/Month		725
Above 200 kWh/Month	765		
Category - 4	PUBLIC LIGHTING SUPPLY	70 Rs./month/kW of contracted load	960
Category - 5	PUBLIC WATER WORKS	105 Rs./month/kW of contracted load	980
Category - 6	IRRIGATION & AGRICULTURE	65 Rs./month/kW of contracted load	455
Category - 7	SMALL INDUSTRY	70 Rs./month/kW of contracted load	560
HT SUPPLY			
			(Paise/kVAh)
Category - 1	COMMERCIAL	105 Rs/month/kVA of billing demand	890
Category - 2	PUBLIC WATER WORKS	105 Rs/month/kVA of billing demand	960
Category - 3	AGRICULTURE & IRRIGATION	105 Rs/month/kVA of billing demand	515
Category - 4	MEDIUM INDUSTRY	105 Rs/month/kVA of billing demand	800
Category - 5	LARGE INDUSTRY	105 Rs/month/kVA of billing demand	910
Category - 6	BULK SUPPLY WITHIN THE STATE	105 Rs/month/kVA of billing demand	925
TEMPORARY SUPPLY			
	All Units	1.5 times rate of fixed/demand charge of applicable tariff category for which power supply is given	1.5 times the rate of the highest rated slab of the applicable tariff category for which energy is supplied
	1% rebate will be allowed on the rate of charge of the applicable tariff for payment of energy bill in advance		
	2% surcharge at simple interest on outstanding principal amount for late payment for each 30 days successive period or part thereof.		
	2% surcharge on total amount of the bill for every 1% fall in PF below 85%		
	1% surcharge on total amount of the bill for every 1% fall in PF below 90% upto 85%		
	1% incentive on total amount of the bill for every 1% increase in PF above 95% upto unity		
	Assumed Power Factor	90%	
Reference : JERC Website			

ELECTRICITY TARIFF IN MEGHALAYA w.e.f. 01.04.2022

Schedule	Category of Service	Voltage of supply	Demand/Fixed Charge	Energy Charge (P/kWh)	
KJ-M/BPLM	Kutir Jyoti / BPL				
	Unmetered	LT	170 Rs./connection/month	365	
	Metered (for consumption upto 30 units/month only)				
DLT	Domestic				
	First 100 units	LT	60 Rs/ KW/ Month	410	
	Next 100 units			450	
Above 200 units	610				
CLT	Non Domestic (Commercial)				
	First 100 units	LT	120 Rs/ KW/ Month	650	
	Above 100 units			750	
ILT	Industrial				
	All Units	LT	120 Rs/ KVA/ Month	650	Ps/KVAh
PL	Public lighting (Metered Supply)				
	All Units	LT	120 Rs/ KW/ Month	680	
WSLT	Public water Supply / Sewage Treatment Plant				
	All Units	LT	120 Rs/ KW/ Month	710	
GP	General Purpose				
	All Units	LT	120 Rs/ KW/ Month	740	
AP	Agriculture				
	All Units	LT	110 Rs/ KW/ Month	300	
CRM	Crematorium				
	All Units	LT	7000 Rs/ Month	410	
EVL	Electric Vehicle Charging stations				
	All Units	LT	120 Rs/ KW/ Month	970	
HIGH TENSION (HT)					
DHT	Domestic	HT	230 Rs/ KVA/ Month	675	Ps/KVAh
CHT	Commercial	HT	230 Rs/ KVA/ Month	720	Ps/KVAh
IHT	Industrial High Tension				
	a) Special Tariff		NIL	490	Ps/KVAh
	b) Other HT industries*		230 Rs/ KVA/ Month	710	Ps/KVAh
FAHT	Ferro Alloys	HT	200 Rs/ KVA/ Month	470	Ps/KVAh
IEHT	Industrial- Extra High Tension				
	a) Special Tariff		NIL	490	Ps/KVAh
	b) Other EHT industries*		230 Rs/ KVA/ Month	680	Ps/KVAh
FAEHT	Ferro Alloys	EHT	200 Rs/ KVA/ Month	460	Ps/KVAh
WSHT	Public Water Supply/ Sewage Treatment Plant	HT	230 Rs/ KVA/ Month	700	Ps/KVAh
EVHT	Electric Vehicle Charging stations	HT	230 Rs/ KVA/ Month	990	Ps/KVAh
BS	General Purpose/ Bulk Supply	HT	230 Rs/ KVA/ Month	680	Ps/KVAh
*TOD Tariff for Industrial (IHT and IEHT) consumers					
	From	To	Period	Energy Charge	
	0600 hrs	1700 hrs	Normal	Normal tariff	
	1700 hrs	2300 hrs	Peak	(+20% of the normal tariff)	
	2300 hrs	0600 hrs	Off-peak	(-)15% of the normal tariff	
	Assumed Power Factor		90%		
Reference : MSERC website					

ELECTRICITY TARIFF IN MIZORAM w.e.f. 01.04.2022

Category No.	Category of Service	Fixed / Demand Charge	Energy Charge (Paise/kWh)
LT SUPPLY			
CATEGORY - 1	KUTIR JYOTI SCHEME		
	(Single light point connection the total consumption in three months not exceeding 45 kWh)		
a)	1-20 kWh/Month	25 Rs./Month/Connection	255
b)	Above 20 kWh/Month		355
CATEGORY - 2	DOMESTIC LT		
a)	1-100 kWh/Month	50 Rs./kW/Month	490
b)	101-200 kWh/Month		710
c)	Above 200 kWh/Month		820
CATEGORY - 3	NON-DOMESTIC		
a)	1-150 kWh/Month	60 Rs./kW/Month	760
b)	Above 150 kWh/Month		830
CATEGORY - 4	COMMERCIAL		
a)	1-150 kWh/Month	80 Rs./kW/Month	820
b)	Above 150 kWh/Month		845
CATEGORY - 5	PUBLIC LIGHTING		
	All Units	80 Rs./kW/Month	1135
CATEGORY - 6	PUBLIC WATER WORKS		
	All Units	90 Rs./kW/Month	1110
CATEGORY - 7	IRRIGATION & AGRICULTURE		
	All Units	50 Rs./kW/Month	380
CATEGORY - 8	INDUSTRIAL		
	1-400 kWh/Month	80 Rs./kW/Month	710
	Above 400 kWh/Month		805
HT SUPPLY			(Ps/kVAh)
CATEGORY - 1	DOMESTIC		
	All Units	50 Rs./kVA/Month of billing demand	865
CATEGORY - 2	NON-DOMESTIC		
	All Units	60 Rs./kVA/Month of billing demand	875
CATEGORY - 3	COMMERCIAL		
	All Units	80 Rs./kVA/Month of billing demand	890
CATEGORY - 4	PUBLIC WATER WORKS (PWW)		
	All Units	90 Rs./kVA/Month of billing demand	985
CATEGORY - 5	IRRIGATION & AGRICULTURE		
	All Units	50 Rs./kVA/Month of billing demand	385
CATEGORY - 6	INDUSTRIAL		
	All Units	80 Rs./kVA/Month of billing demand	905
CATEGORY - 7	BULK SUPPLY WITHIN THE STATE		
	All Units	90 Rs./kVA/Month of billing demand	685
	TEMPORARY SUPPLY		
	All Units	1.5 times rate of fixed/demand charge of applicable tariff category for which power supply is given	1.5 times the rate of the highest rated slab of the applicable tariff category for which energy is supplied
2% surcharge on outstanding amount for late payment for number of days of delay occurred to each 30 days successive period or part thereof will be charged.			
2% surcharge on total amount of the bill for every 1% fall in PF below 85%			
1% surcharge on total amount of the bill for every 1% fall in PF below 90% upto 85%			
1% incentive on total amount of the bill for every 1% increase in PF above 95% upto unity			
Assumed Power Factor		85%	
Reference : JERC for Manipur and Mizoram			

ELECTRICITY TARIFF IN NAGALAND w.e.f. 01.07.2022

Category	Category of Service	Energy Charge (Paise/kWh)
A	Domestic	
	a) 0 to 30 kWh	510
	b) 31 to 100 kWh	560
	c) 101 to 250 kWh	620
	d) > 250 kWh	700
B	Industrial	
	a) < 500 kWh	620
	b) 501 to 5000 kWh	670
	c) > 5000 kWh	730
C	Bulk	680
D	Commercial	
	a) < 60 kWh	735
	b) 61 to 240 kWh	850
	c) > 240 kWh	890
E	Public Water Works	725
F	Public Light	To be recovered from
G	Inter-State	600
H	Agriculture	320
I	Temporary Connection	
	DLF	1100
	Others	1400
	Kutir Jyoti (Point)	Same as Domestic
	Single Point Metered Rural	515
	Single Point Metered Urban	540
10	Paise/kWh as surcharge for delayed payment shall be levied to all category of consumers.	
*	Charges for public lighting have to be recovered from the consumers at the rates shown below.	
Domestic	Rs. 10 per connection /month	
Commercial	Rs. 15 per connection /month	
Industrial	Rs. 20 per connection /month	
Bulk supply	Rs. 25 per connection /month	
	Assumed Power Factor	85%
	Reference : NERC Website	

ELECTRICITY TARIFF IN ODISHA w.e.f. 01.04.2022

Sl. No.	Category of Consumers	Demand Charge (Rs./KW/Month) / (Rs./KVA/Month)	Energy Charge (P/kWh)	Customer Service Charge (Rs/Month)	Monthly Minimum Fixed charge for first KW or part (Rs)	Monthly Fixed charge for any additional KW or part (Rs)	Rebate (P/kWh) / DPS
LT CATEGORY							
1	DOMESTIC						
1.a	Kutir Jyoti <= 30 kWh/Month	FIXED MONTHLY CHARGE ----->			80		
1.b	OTHERS						10 P/kWh
	0 - 50 kWh/Month		300				
	51 - 200 kWh/Month		480		20	20	
	201 - 400 kWh/Month		580				
	Above 400 kWh/Month		620				
2	GENERAL PURPOSE < 110 KVA						10 P/kWh
	0 - 100 kWh/Month		590				
	101 - 300 kWh/Month		700		30	30	
	Above 300 kWh/Month		760				
3	Irrigation Pumping & Agriculture		150		20	10	10 P/kWh
4	Allied Agricultural Activities		160		20	10	10 P/kWh
5	Allied Agro-Industrial Activities		470		80	50	DPS/Rebate
6	PUBLIC LIGHTING		620		20	15	DPS/Rebate
7	L. T. INDUSTRIAL (S) SUPPLY <22 KVA		620		80	35	10 P/kWh
8	L. T. INDUSTRIAL (M) SUPPLY >=22 KVA <110 KVA		620		100	80	DPS/Rebate
9	SPECIFIED PUBLIC PURPOSE		620		50	50	DPS/Rebate
10	PUBLIC WATER WORKS & SWERAGE PUMPING <110KVA		620		50	50	10 P/kWh
11	PUBLIC WATER WORKS & SWERAGE PUMPING >=110KVA	200	620	30			10 P/kWh
12	GENERAL PURPOSE >= 110KVA	200	620	30			DPS/Rebate
13	LARGE INDUSTRY >= 110KVA	200	620	30			DPS/Rebate
HT CATEGORY							
			(P/kVAh)				
14	BULK SUPPLY - DOMESTIC	20	490	250			10 P/kWh
15	IRRIGATION PUMPING & AGRICULTURE	30	140	250			10 P/kWh
16	ALLIED AGRICULTURAL ACTIVITIES	30	150	250			10 P/kWh
17	ALLIED AGRO-INDUSTRIAL ACTIVITIES	50	460	250			DPS/Rebate
18	SPECIFIED PUBLIC PURPOSE	250		250			DPS/Rebate
19	GENERAL PURPOSE >70KVA & <110 KVA	250		250			10 P/kWh
20	H. T. INDUSTRIAL (M) SUPPLY	150		250			DPS/Rebate
21	GENERAL PURPOSE >=110KVA	250		250			DPS/Rebate
22	PUBLIC WATER WORKS & SEWERAGE PUMPING	250		250			10 P/kWh
23	LARGE INDUSTRY	250		250			DPS/Rebate
24	POWER INTENSIVE INDUSTRY	250		250			DPS/Rebate
25	MINI STEEL PLANT	250		250			DPS/Rebate
26	RAILWAY TRACTION	250		250			DPS/Rebate
27	EMERGENCY SUPPLY TO CGP	0	780	250			DPS/Rebate
28	COLONY CONSUMPTION	0	490	0			DPS/Rebate

EHT CATEGORY						
29	GENERAL PURPOSE	250	As indicated in the notes below	700		DPS/Rebate
30	LARGE INDUSTRY	250		700		DPS/Rebate
31	RAILWAY TRACTION	250		700		DPS/Rebate
32	HEAVY INDUSTRY	250		700		DPS/Rebate
33	POWER INTENSIVE INDUSTRY	250		700		DPS/Rebate
34	MINI STEEL PLANT	250		700		DPS/Rebate
35	EMERGENCY SUPPLY TO CGP	0		770	700	
36	COLONY CONSUMPTION	0	485	0		DPS/Rebate
Note:	Energy Charges for HT consumers					
	With Load Factor	<=60%		585		
	With Load Factor	>60%		475		
	Energy Charges for EHT consumers					
	With Load Factor	<=60%		580		
	With Load Factor	>60%		470		
3% rebate over and above normal rebate shall be allowed on the bill to LT domestic category of consumers only over and above all the rebates who pay through digital means. This rebate shall be applicable on the current month bill if paid in full.						
Assumed Power Factor		90%				
Reference: OERC						

ELECTRICITY TARIFF IN PUDUCHERRY w.e.f. 01.04.2022

Consumer Category	Category of Service	Fixed / Demand Charge	Energy Charge (P/kWh)	
A	LOW TENSION SUPPLY (Load shall not exceed 4 kW for 1 phase & 130 HP or 97 kW for 3 phase)			
1	Lifeline Services			
	0 - 50 units/month	10 Rs/kW/month	125	
2	Domestic & Cottage Industries			
	0 - 100 units/month	30 Rs/kW/month	190	
	101 - 200 units/month	30 Rs/kW/month	290	
	201 - 300 units/month	30 Rs/kW/month	500	
	Above 300 units/month	30 Rs/kW/month	645	
3	Commercial (A1)			
I	LT-Commercial			
	0 - 100 units/month	75 Rs/kW/month	570	
	101 - 250 units/month	75 Rs/kW/month	675	
	Above 250 units/month	75 Rs/kW/month	750	
II	HT Commercial (For contract demand up to 5000 kVA)	420 Rs/kVA/month	545	(P/kVAh)
4	Agricultural Services - Connected load 3 HP & above			
	i) Small Farmers (Total holding upto 2.5 acres of wet land or 5 acre of dry land)	20 Rs/HP/month		
	ii) Other Farmers	75 Rs/HP/month		
Note:	Load below 3 HP charged under Tariff category A1			
5	Public Lighting	110 Rs/Pole/month	680	
6	Industries			
	(a) LT Industries- Applicable to low tension industrial consumers including lighting in the industrial services.	50 Rs/kW/month	605	
	(b) HT Industries (For supply at 11kV, 22kV or 33 kV)	420 Rs/kVA/month	530	(P/kVAh)
	(c) EHT Industries (For supply at 110kV or 132 kV)	480 Rs/kVA/month	515	(P/kVAh)
7	LT Water Tanks	150 Rs/connection/month	690	
8	HT Others	480 Rs/kVA/month	635	(P/kVAh)
9	Electric Vehicle Charging Station		450 #	(P/kVAh)
10	Temporary Supply	Tariff for Temporary Connection shall be Fixed/ Demand charges (if any) plus energy charges (for relevant slab, if any) under corresponding permanent supply category plus 50% of both. For multi activity pursuit, applicable Tariff for temporary connection shall be with reference to that of non-domestic category for permanent supply.		
11	Hoardings/ Signboards	140 Rs/kVA/Month	800	
#	This tariff is applicable only for supply at HT. In case of LT supply, tariff will be INR 0.2/kVAh higher than the above tariff.			
	Time of Day (TOD) tariff (Optional) HT/EHT consumers			
	Time of use	Demand Charges	Energy Charges	
	Normal Period (0600 Hrs - 1800 Hrs)	Normal Rate	Normal Rate of energy charges	
	Evening peak load period (1800 Hrs - 2200 Hrs)	Normal Rate	120% of Normal Rate of energy charges	
	Off-peak load period (2200 Hrs - 0600 hrs)	Normal Rate	90% of Normal Rate of energy charges	
	Late Payment Surcharge:			
	2% per month on delayed amount, if the payment is made after the due date			
	Advance Payment Rebate:			
	1% per month rebate shall be given, if payment is made in advance well before commencement of consumption period for which bill is prepared			
	Prompt Payment Rebate:			
	0.25% of the bill amount shall be given as rebate, if payment is made at least 7 days in advance of the due date of payment			
	Assumed Power factor	90%		
	Reference : Joint Electricity Regulatory Commission Website			

ELECTRICITY TARIFF IN PUNJAB w.e.f. 01.04.2022

Sl. No.	Category of Service	Demand/Fixed Charge (Rs./kW or kVA)	Energy Charge (P/kWh)	
A	PERMANENT SUPPLY			
1A	DOMESTIC SUPPLY (for loads upto 2 kW)			
	a) Upto 100 kWh/Month	35 Rs./kW	349	
	b) 101 to 300 kWh/Month		584	
	c) Above 300 kWh/Month		730	
1B	DOMESTIC SUPPLY (for loads above 2 kW and upto 7 kW)			
	a) Upto 100 kWh/Month	60 Rs./kW	374	
	b) 101 to 300 kWh/Month		584	
	c) Above 300 kWh/Month		730	
1C	DOMESTIC SUPPLY (for loads above 7 kW and upto 50 kW)			
	a) Upto 100 kWh/Month	95 Rs./kW	464	
	b) 101 to 300 kWh/Month		650	
	c) Above 300 kWh/Month		750	
1D	DOMESTIC SUPPLY (for loads above 50 kW and upto 100 kVA)			
	All units	115 Rs./kVA	643	P/kVAh
1E	DOMESTIC SUPPLY (for loads above 100 kVA)			
	All units	125 Rs./kVA	663	P/kVAh
	Domestic consumers belonging to SC category & Non-SC BPL category with connected load upto 1000 watts will be given 200 units free power per month in view of GoP subsidy.			
2A	NON-RESIDENTIAL (for loads upto 7 kW)			
	a) Upto 100 kWh/Month	45 Rs./kW	691	
	b) 101-500 kWh/Month		717	
	c) Above 500 kWh/month		729	
2B	NON-RESIDENTIAL (for loads above 7 kW and upto 20 kW)			
	a) Upto 100 kWh/Month	70 Rs./kW	691	
	b) 101-500 kWh/Month		717	
	c) Above 500 kWh/month		729	
2C	NON-RESIDENTIAL (for loads above 20 kW and upto 100 kVA)			
	kVA/kVAh Tariff	100 Rs./kVA	635	P/kVAh
2D	NON-RESIDENTIAL (for loads above 100 kVA)			
	All units	110 Rs./kVA	655	P/kVAh
2E	EV Charging Stations			
		NA	600	P/kVAh
3	PUBLIC LIGHTING			
		100 Rs./kW	743	As per 8 Hours/Day

4	AGRICULTURAL PUMPSETS				
	i) Without GoP Subsidy (Flat rate supply only to those farmers getting supply from agriculture feeder)			566 or 419/BHP/month	
	ii) With Govt. Subsidy			Nil	
5	AP High - Technology/High density farming	NA		566	
6	Compost Plants/ Solid Waste Management Plants for Municipalities/ Urban Local Bodies	60	Rs./kVA	522	P/kVAh
7	INDUSTRIAL SUPPLY				
	a) Small Power (SP)(1 Phase 230 volt or 3 Phase 400 volt) upto 20kW	80	Rs./kVA	537	P/kVAh
	b) Medium Supply (MS)(3 Phase 400 volt or 11 KV)	120	Rs./kVA	580	P/kVAh
	c) Large Supply (LS)(Supply at 11 KV and above)				
	i) General Industry				
	a) Above 100 kVA and upto 1000 kVA				
	All units	185	Rs./kVA	605	P/kVAh
	b) Above 1000 kVA and upto 2500 kVA				
	All units	245	Rs./kVA	615	P/kVAh
	c) Above 2500 kVA				
	All units	285	Rs./kVA	627	P/kVAh
	(ii) PIU (Power Intensive Units)/Arc Furnace				
	a) Above 100 kVA and upto 1000 kVA				
	All units	190	Rs./kVA	609	P/kVAh
	b) Above 1000 kVA and upto 2500 kVA				
	All units	275	Rs./kVA	640	P/kVAh
	c) Above 2500 kVA				
All units	315	Rs./kVA	649	P/kVAh	
8	BULK SUPPLY (including MES)				
	HT	300	Rs./kVA	638	P/kVAh
	LT	225	Rs./kVA	666	P/kVAh
9	RAILWAY TRACTION	340	Rs./kVA	697	P/kVAh
10	Start-up Power for generators/CPPs	NA		735	P/kVAh
11	Charitable hospitals set-up under persons with Disability(PwD)Act , 1995	70	Rs./KVA	540	P/kVAh
B	Seasonal Industry: Cotton ginning,pressing and bailing plant,rice shellers/hullers mills, kinnow grading and waxing centres, rice bran stabilization units (without T.G. sets) (SP,MS,LS)				
	a) During season (1st Sept. to 31st May next year & for rice shellers/ huller mills shall be from 1st October to 30th June next year)				
	SP	160	Rs./KVA (for six months)	Same as applicable to corresponding General industry	
	MS	240	Rs./KVA (for six months)		
	LS a) Above 100 kVA and upto 1000 kVA	370	Rs./KVA (for six months)		
	b) Above 1000 kVA and upto 2500 kVA	490	Rs./KVA (for six months)		
	c) Above 2500 kVA	570	Rs./KVA (for six months)		
	b) Off season				
	SP	NIL			
	MS	NIL			
	LS	NIL			

C	Ice Factory & Ice Candies and Cold storage				
	a) April to July				
	SP	160	Rs/kVA	Same as applicable to corresponding General industry	
	MS	240	Rs/kVA		
	LS	370	Rs/kVA		
	b) August to March next year				
	SP	40	Rs/kVA		
MS	60	Rs/kVA			
LS	93	Rs/kVA			
D	SRI HARMANDIR SAHIB AND SRI DURGIANA MANDIR,AMRITSAR				
	(a) First 2000 kWh/Month	NA		Free	
	(b) Beyond 2000 kWh/Month	NA		611	
E	TEMPORARY SUPPLY				
	i) Domestic	1.25 times the charges (highest slab in case of slab rates) specified under the relevant schedule for permanent supply corresponding to the connected load/demand			
	ii) NRS				
	iii) Industrial (SP,MS & LS)				
	iv) Wheat thresher(SP,MS & LS)				
	v) Fairs,Exhibitions & Melas,congregations(BS)				
	vi) Touring Cinemas				
	a) Lights & fans(NRS)				
	b) Motive load(SP,MS & LS)				
	TIME OF THE DAY (TOD) Tariff applicable for Medium Supply/Large Supply Industrial Category consumers, EV charging stations and NRS/BS consumers (with sanctioned Contract Demand exceeding 100 kVA)				
	Period	Time period		TOD Tariff	
	1st April to 31st May	06.00 AM to 06.00 PM		Normal Tariff	
		06.00 PM to 10.00 PM		Normal Tariff	
10.00 PM to 06.00 AM (next day)		Normal Tariff minus 125 paise/kVAh			
1st June to 30th September	06.00 AM to 06.00 PM		Normal Tariff		
	06.00 PM to 10.00 PM		Normal Tariff plus 200 paise/kVAh		
	10.00 PM to 06.00 AM (next day)		Normal Tariff		
1st October to 31st March	06.00 AM to 06.00 PM		Normal Tariff		
	06.00 PM to 10.00 PM		Normal Tariff		
	10.00 PM to 06.00 AM (next day)		Normal Tariff minus 125 paise/kVAh		
Assumed Power Factor		90%			
Reference : PSERC website					

ELECTRICITY TARIFF IN RAJASTHAN w.e.f. 01.09.2022

Category	Category of Service	Demand/Fixed Charge	Energy Charge
DS/LT - 1	DOMESTIC SERVICE		
	(i) BPL Consumers upto 50 units	100 Rs./Month	350 Paise/kWh
	(ii) Small Domestic		
	Upto 50 kWh/Month	125 Rs./Month	385 Paise/kWh
	(iii) General Domestic (above 50 kWh/Month)		
	0 - 50 kWh/Month	230 Rs./Month	475 Paise/kWh
	51 - 150 kWh/Month		650 Paise/kWh
	151 - 300 kWh/Month	275 Rs./Month	735 Paise/kWh
	301 - 500 kWh/Month	345 Rs./Month	765 Paise/kWh
	Above 500 kWh/Month	400 Rs./Month	795 Paise/kWh
10.00%	Rebate in Energy Charge for Domestic Consumers in Rural Areas shall be allowed. But where more than block hours supply of electricity is provided, 10% rebate in energy charges shall not be available.		
NDS/LT - 2	NON-DOMESTIC SERVICE		
	(i) Sanctioned connected load upto 5 KW		
	0 - 100 kWh/Month	300 Rs./Month	755 Paise/kWh
	101 - 200 kWh/Month	300 Rs./Month	850 Paise/kWh
	200 - 500 kWh/Month	380 Rs./Month	885 Paise/kWh
	Above 500 kWh/Month	460 Rs./Month	895 Paise/kWh
	(ii) Sanctioned connected load above 5 KW but maximum demand upto 50 KVA		
	0 - 100 kWh/Month	135 Rs./Month/KW of sanctioned connected load	755 Paise/kWh
	101 - 200 kWh/Month		850 Paise/kWh
	200 - 500 kWh/Month		885 Paise/kWh
Above 500 kWh/Month	150 Rs./Month/KW of sanctioned connected load or 270 Rs./Month/KVA of billing demand (if scl is more than 18.65 KW)	895 Paise/kWh	
PSL/LT - 3	PUBLIC STREET LIGHTING		
	(i) In Panchayats/Municipal areas having population below 1-Lakh	115 Rs./Point/Month/lamp (Maximum Rs. 1150/Connection)	755 Paise/kWh
	(ii) In Municipal areas having population of 1-Lakh and above	145 Rs./Point/Month/lamp (Maximum Rs. 2835/Connection)	810 Paise/kWh
AG/LT - 4	AGRICULTURE		
AG/MS/LT-4	(A) Metered Supply		
	(i) General category (getting supply block hours)	30 Rs./HP /Month	555 Paise/kWh
	(ii) All others not covered under (i) above and getting more than block hours supply)	60 Rs./HP /Month	710 Paise/kWh
AG/FR/LT-4	(B) Flat Rate Supply		
	(i) General category (getting supply in block hours)	30 Rs./HP/Month	745 Rs /HP/month
	(ii) All others not covered under (i) above and getting more than block hours supply)	60 Rs./HP/Month	895 Rs /HP/month
SP/LT - 5	SMALL INDUSTRIAL SERVICE		
	For Connected Load not exceeding 18.65 KW		
	Upto 500 units/month	80 Rs./HP/Month of sanctioned connected load	600 Paise/kWh
	Above 500 units/month	110 Rs./HP/Month of sanctioned connected load	645 Paise/kWh

MP/LT - 6	MEDIUM INDUSTRIAL SERVICE Connected Load above 25 HP/18.65 KW but not exceeding 150 HP/112 KW of sanctioned connected load &/or maximum demand of 50 KVA	115	Rs./HP/Month of sanctioned connected load or Rs 230/KVA of billing demand per month	700	Paise/kWh
ML/LT- 7	BULK SUPPLY FOR MIXED LOAD For Connected Load upto 5 KW	105	Rs./HP/Month of sanctioned connected load or	805	Paise/kWh
	For Connected Load above 5 KW but maximum demand upto 50 KVA	215	Rs./KVA of billing demand per month		
LT-8	ELECTRIC VEHICLE CHARGING STATION	40	Rs./HP/Month of sanctioned connected load	600	Paise/kWh
DS/HT-1	HIGH TENSION(11 Kv And Above) DOMESTIC SERVICE	250	Rs./KVA/Month of billing demand.	715	Paise/kWh
	10% Rebate in Energy Charge for Residential colonies in Rural Areas shall be allowed. But where more than blok hours supply of electricity is provided, 10% rebate in				
NDS/HT-2	NON-DOMESTIC SERVICE	270	Rs./KVA/Month of billing demand.	885	Paise/kWh
MP/HT-3	MEDIUM INDUSTRIAL SERVICE (11 kv)	230	Rs./KVA/Month of billing demand.	700	Paise/kWh
ML/HT-4	BULK SUPPLY FOR MIXED LOAD(HT-11 KV or 33 KV), EHT (132 KV or 220 KV)	215	Rs./KVA/Month of billing demand.	805	Paise/kWh
LP/HT - 5	LARGE INDUSTRIAL SERVICE (HT-11 KV or 33 KV), EHT (132 KV) For sanctioned load above 150 HP or CD above 125 KVA	270	Rs./KVA/Month of billing demand.	730	Paise/kWh
	Billing demand of 1 MVA or more for the billing month and having load	270	Rs./KVA/Month of billing demand.	630	Paise/kWh
HT-6	ELECTRIC VEHICLE CHARGING STATION	135	Rs./KVA/Month	600	Paise/kWh
HT-7	TRACTION LOAD	135	Rs./KVA/Month	570	Paise/kWh
	PARALLEL OPERATION CHARGES FOR CPP	20	Rs./KVA/Month	Nil	
	Time of Day (ToD) rebate for Large Industrial Service and Electric Vehicle Charging Stations				
	Peak hours	Surcharge on Energy Charges			
	6 am - 10 am (4 hours)	5%			
	Off peak hours	Rebate on Energy Charges			
	12 am - 6 am (6 hours)	7.5%			
	REBATE FOR SUPPLY AT HIGHER VOLTAGE (Base Voltage-11 kv) FOR LARGE INDUSTRIAL SERVICE				
	3.00% Rebate on the energy charges for the month if consumer takes supply at 33 KV				
	4.00% Rebate on the energy charges for the month if consumer takes supply at 132 KV				
	5.00% Rebate on the energy charges for the month if consumer takes supply at 220 KV				
	2.00% Delayed payment surcharge on unpaid dues in case of all categories of consumers except Large Industrial Service (Schedule LP/HT-5) and Traction Load (Schedule				
	0.1% per day till unpaid amount of the bill is paid in full as Late Payment Surcharge on unpaid dues in case of Large Industrial Service (Schedule LP/HT-5) and Traction				
	3.00% shall be added to the recorded energy consumption and demand, to cover transformation losses for HT consumers if metering is done on low voltage side				
	7.50% rebate on the energy charges for LT consumers if supply is provided at HT and metering is done on high voltage side				
	For all HT consumers if demand is more than 105% of contract demand, an extra charge applicable equal to the same percentage of fixed and energy				
	POWER FACTOR INCENTIVE / SURCHARGE				
	0.50% incentive on energy charges shall be provided if average power factor is above 95% for each 1% improvement above 95% till 97%				
	1% incentive on energy charges shall be provided if average power factor is above 97% for each 1% improvement above 97%				
	1% surcharge on energy charges shall be charged if average power factor falls below 90% for every 1% fall in average power factor below 90%				
	STANDARD PRESCRIBED VOLTAGES FOR HT CONSUMERS				
	Contract Demand	Voltage of Supply			
	Upto 1500 KVA	11 KV			
	Above 1500 KVA upto 5000 KVA	33 KV			
	5000 KVA & above	132 KV or 220 KV			
	ASSUMED POWER FACTOR	90%			
	Reference : RERC Website				

ELECTRICITY TARIFF IN SIKKIM w.e.f. 01.04.2022

Category No.	Category of Service	Fixed/Demand Charge	Energy Charge	Minimum Charge
I (DS)	DOMESTIC SUPPLY			
	Upto 50 KWh/Month		100 Paise/KWh	50 Rs./Month for single phase supply 200 Rs./Month for three phase supply
	51 to 100 KWh/Month		200 Paise/KWh	
	101 to 200 KWh/Month		300 Paise/KWh	
	201 to 400 KWh/Month		350 Paise/KWh	
Consumption exceeding 400 KWh/Month		400 Paise/KWh		
II (CS)	COMMERCIAL SUPPLY			
	Upto 50 KWh/Month	If sanctioned load is more than 25kVA then	300 Paise/KWh	200 Rs./Month for single phase supply 500 Rs./Month for three phase supply
	51 to 100 KWh/Month	Rural - Rs 60/kVA/month	400 Paise/KWh	
	101 to 200 KWh/Month	Urban - Rs 100/kVA/month	500 Paise/KWh	
	201 to 400 KWh/Month		600 Paise/KWh	
Consumption exceeding 400 KWh/Month		630 Paise/KWh		
III (LTIS)	LT INDUSTRIAL SUPPLY (LOAD NOT EXCEEDING 25 KVA)			
	a) Rural			
	Upto 500 KWh/Month	If sanctioned load is more than 25kVA then	360 Paise/KWh	120 Rs./KVA/Month for load above 45 kW 500 Rs./Month for load below 45 kW
	501 to 1000 KWh/Month	Rural - Rs 60/kVA/month	440 Paise/KWh	
	Consumption exceeding 1000 KWh/Month	Urban - Rs 100/kVA/month	580 Paise/KWh	
	b) Urban			
	Upto 500 KWh/Month		530 Paise/KWh	200 Rs./KVA/Month for load above 45 kW 500 Rs./Month for load below 45 kW
	501 to 1000 KWh/Month		620 Paise/KWh	
	Consumption exceeding 1000 KWh/Month		715 Paise/KWh	
	IV (HTS)	HIGH TENSION INDUSTRIAL SUPPLY (above 3.3 KV, three-phase)		
Upto 100 KVA		200 Rs./KVA/Month	540 Paise/KWh	
101 KVA to 250 KVA		250 Rs./KVA/Month	590 Paise/KWh	
251 KVA to 500 KVA		290 Rs./KVA/Month	640 Paise/KWh	
Above 500 KVA	560 Rs./KVA/Month	690 Paise/KWh		
V (BS)	BULK SUPPLY (NON COMMERCIAL SUPPLY)			
	i) LT (430/230 Volts) - all consumptions		550 Paise/KWh	150 Rs./Month/KVA for load above 45 kW and Rs.500/month for load below 45 kW 150 Rs./Month/KVA for load above 45 kW and Rs.500/month for load below 45 kW
ii) HT (11 KV or 66 KV) - all consumptions		550 Paise/KWh		
VI	SUPPLY TO ARMY PENSIONERS			
	Domestic Supply rate is applicable			As per Domestic Supply Category
i) Upto 100 KWh/Month	To be billed to Secretary, Raja Sainik Board			
VII	SUPPLY TO BLIND			
	Domestic Supply rate is applicable			As per Domestic Supply Category
i) Upto 100 KWh/Month	To be billed to Secretary, Social Welfare Department			
VIII (PW)	SUPPLY TO THE PLACES OF WORSHIP			
	Domestic rate is applicable			As per Domestic Supply Category
a) Upto 100 KWh/Month	To be billed to Secretary, Ecclesiastical Department.			
IX	PUBLIC LIGHTING			
	RURAL AREAS		400 Paise/KWh	
X	TEMPORARY SUPPLY			
	Twice the Tariff under schedule DS/CS/LTIS/HT for corresponding permanent supply.			
ASSUMED POWER FACTOR		85%		
Reference : SSERC website				

ELECTRICITY TARIFF IN TAMIL NADU w.e.f 10.09.2022

(Subsidized rate payable by the consumer)

Category No.	Category of Service	Demand / Fixed Charge	Energy Charge (Paise/kWh)
HIGH TENSION SUPPLY			
I	Industries, Factories, Information Technology services	550 Rs./kVA/month	675
II - A	Government Educational Institutions/Hospitals, Railway Traction, CMRL, Lift Irrigation	550 Rs./kVA/month	700
II - B	Private Educational Institutions & its hostels, segregated medical colleges	550 Rs./kVA/month	750
III	Applicable to all other categories not covered under HT I,II A,II B,IV	550 Rs./kVA/month	850
IV	Construction activities & other temporary purposes	550 Rs./kVA/month	1200
V	Public EV Charging Stations- Time slot	550 Rs./kVA/month	
	0500 to 1000 hrs & 1400 to 1800 hrs		1000
	1000 to 1400 hrs & 2300 to 0500 hrs		800
	1800 to 2300 hrs		1200
II LOW TENSION SUPPLY			
I - A	Domestic, Multi-tenements, Old-age homes, Handlooms		
	Consumption range upto 500 units bimonthly		
	0-100 units	0 Rs/month	0
	101-200 units	0 Rs/month	225
	201-400 units	0 Rs/month	450
	401-500 units	0 Rs/month	600
	Consumption range above 500 units bimonthly		
	0-100 units	0 Rs/month	0
	101-400 units	0 Rs/month	450
	401-500 units	0 Rs/month	600
	501-600 units	0 Rs/month	800
	601-800 units	0 Rs/month	900
	801-1000 units	0 Rs/month	1000
	Above 1000 units	0 Rs/month	1100
	For HandLooms in residence 0 - 200 units bi-monthly	0 Rs/month	0
Above 200 units bi-monthly, the corresponding slab in the domestic tariff is applicable			
I - B	Huts in village panchayats, TAHDCO: Till installation of meters	0	0
	on installation of meters (Fully subsidised by the government)	0	0
I - C	LT Bulk supply with single point metering	200 Rs/service	800
II - A	Public Lighting, Water Supply provided by Govt./Local bodies	200 Rs/kW	800
	Government & Aided Educational Institutions, Govt. Hospitals and research labs etc.		
	0-50 kW	200 Rs/kW	800
	Above 50 kW-112 kW	650 Rs/kW	800
II - B (1)	Above 112 kW (CT Service)	550 Rs/kW/month	800
	Private Educational Institutions & Hostels		
	0-50 kW	200 Rs/kW	850
II - B (2)	Above 50 kW-112 kW	650 Rs/kW	850
	Above 112 kW (CT Service)	550 Rs/kW/month	850

II - C	Actual Places of Public Worship		
	0 to 60 units per month to 0 - 120 units Bimonthly	200	Rs/kW/month
	Above 60 units per month or Above 120 units bimonthly	200	Rs/kW/month
III - A (1)	Cottage and Micro Industries (upto 12 kW)		
	0-250 units per month or Upto 500 Units bimonthly	140	Rs/kW/month
	Above 250 units per month or Above 500 Units bimonthly	140	Rs/kW/month
III - A (2)	Power Looms		
	Upto 250 units per month or Upto 500 Units bimonthly	0	Rs/kW/month
	251 to 375 units per month or 501 -750 units bimonthly	0	Rs/kW/month
	376 to 500 units per month or 751-1000 units bimonthly	100	Rs/kW/month
	501 to 750 units per month or 1001-1500 units bimonthly	100	Rs/kW/month
	Above 750 units per month or Above 1500 Units bimonthly	100	Rs/kW/month
III - B	Industries , Information Technology services		
	0-50 kW	150	Rs/kW
	Above 50 kW-112 kW	300	Rs/kW
	Above 112 kW (CT Service)	550	Rs/kW/month
IV	Agriculture & Allied activities		
	Till Meters are fixed	0	
	On installation of energy meters	0	
V	Miscellaneous/ General purpose		
	consumption upto 100 units Bimonthly	200	Rs/kW
	consumption above 100 units Bimonthly		
	0-50 kW	200	Rs/kW
	Above 50 kW-112 kW	600	Rs/kW
	Above 112 kW (CT Service)	550	Rs/kW/month
VI	Construction activities and other Temporary purpose	550	Rs/kW/month
VII	Public EV Charging Stations- Time slot		
	0500 to 1000 hrs & 1400 to 1800 hrs		1000
	1000 to 1400 hrs & 2300 to 0500 hrs		800
	1800 to 2300 hrs		1200
	0-50 kW	200	Rs/kW
	Above 50 kW-112 kW	600	Rs/kW
	Above 112 kW (CT Service)	550	Rs/kW/month
	ASSUMED POWER FACTOR	90%	
	Reference : TNERC Website		

ELECTRICITY TARIFF IN TELANGANA w.e.f. 01.04.2022

Category No.	Category of Service	Fixed/Demand Charge (Rs./kW/month)	Energy Charge	Customer Charge (Rs./Month)	Monthly minimum energy charges
	LOW TENSION				
LT-I	DOMESTIC				
LT-I (A)	Upto 100 units/month				
	0 - 50 kWh/Month	10 Rs./kW/Month	195 Paise/kWh	40	Single phase supply : Rs 25/month for load upto 1 kW and Rs. 50/month for load above 1 kW and Three phase supply: Rs. 150/month
	51 - 100 kWh/Month	10 Rs./kW/Month	310 Paise/kWh	70	
LT-I (B)(i)	Above 100 units/month and upto 200 units/month				
	0 - 100 kWh/Month	10 Rs./kW/Month	340 Paise/kWh		
	101 - 200 kWh/Month	10 Rs./kW/Month	480 Paise/kWh	90	
LT-I (B)(iii)	Above 200 units/month				
	0 - 200 kWh/Month	10 Rs./kW/Month	510 Paise/kWh		
	201 - 300 kWh/Month	10 Rs./kW/Month	770 Paise/kWh	100	
	301 - 400 kWh/Month	10 Rs./kW/Month	900 Paise/kWh	120	
	401 - 800 kWh/Month	10 Rs./kW/Month	950 Paise/kWh	140	
	Above 800 kWh/Month	10 Rs./kW/Month	1000 Paise/kWh	160	
LT-II	NON-DOMESTIC / COMMERCIAL				
LT-II (A)	Non-Domestic / Commercial (upto 50 Units/Month)				65 Rs./month for single phase supply and 200 Rs./month for three phase supply
	0-50 kWh/Month	60 Rs./kW/Month	700 Paise/kWh	50	
LT-II (B)	Non-Domestic / Commercial (above 50 Units/Month)				
	0 - 100 kWh/Month	70 Rs./kW/Month	850 Paise/kWh	90	
	101 - 300 kWh/Month	70 Rs./kW/Month	990 Paise/kWh	105	
	301 - 500 kWh/Month	70 Rs./kW/Month	1040 Paise/kWh	120	
	Above 500 kWh/Month	70 Rs./kW/Month	1100 Paise/kWh	160	
LT-II (C)	ADVERTISING HOARDINGS - All Units	70 Rs./kW/Month	1300 Paise/kWh	160	300 Rs./month
LT-II(D)	Hair cutting salons consuming upto 200 units/month				
	0-50 kWh/Month	60 Rs./kW/Month	530 Paise/kWh	45	65 Rs./month for single phase supply and 200 Rs./month
	51-100 kWh/Month	60 Rs./kW/Month	660 Paise/kWh	55	
	101-200 kWh/Month	60 Rs./kW/Month	750 Paise/kWh	65	
LT-III	INDUSTRY (Contracted load of 100 HP / 75KW and below)				
	Industrial - Normal				
	(i) Industries (General)	75 Rs./kW/Month	770 Paise/kWh	100	upto 20 HP
	(ii) Pisci-culture/ Prawn Culture	36 Rs./kW/Month	620 Paise/kWh	350	21 - 50 HP
	(iii) Sugarcane Crushing	36 Rs./kW/Month	620 Paise/kWh	1200	51 - 100 HP
	(iv) Poultry farms	65 Rs./kW/Month	700 Paise/kWh		
	(v) Mushroom & Rabbit Farms	75 Rs./kW/Month	730 Paise/kWh		
	(vi) Seasonal Industry (off season) Fixed charge on	75 Rs./kW/Month	840 Paise/kWh		
LT-IV (A)	Cottage Industries (upto 10 HP) - All units	20 Rs./kW/Month	400 Paise/kWh	50	
LT-IV (B)	Agrobased Activities (upto 10 HP) - All Units	20 Rs./kW/Month	400 Paise/kWh		
LT-V (A)	Agricultural (DSM Measures mandatory)			30	
	Corporate Farmer	0 Rs./HP/Year	250 Paise/kWh		
	Other than Corporate farmer	0 Rs./HP/Year	0 Paise/kWh		
LT-V (B)	Others				
	Horticulture Nurseries with CL upto 15 HP \$	20 Rs/HP/Month	400 Paise/kWh		
	\$ Units with connected load more than 15 HP shall be billed under LT-III category-Industrial General tariff.				

LT-VI	Street Lighting and PWS Schemes					
LT-VI (A)	Street Lighting					
	Panchayats	32	Rs./kW/Month	710	Paise/kWh	120
	Municipalities	32	Rs./kW/Month	760	Paise/kWh	120
	Municipal Corporations	32	Rs./kW/Month	810	Paise/kWh	120
LT-VI (B)	PWS Schemes					
	Panchayats	32	Rs./HP/Month	600	Paise/kWh	120
	Municipalities	32	Rs./HP/Month	710	Paise/kWh	120
	Municipal Corporations	32	Rs./HP/Month	760	Paise/kWh	120
LT-VII	General					
LT-VII (A)	General Purpose	21	Rs./kW/Month	830	Paise/kWh	100
LT-VII (B)	Wholly Religious Places					
	for load upto 2 KW only	21	Rs./kW/Month	640	Paise/kWh	
	for load above 2 KW only	21	Rs./kW/Month	700	Paise/kWh	
LT-VIII	Temporary Supply					
	All Units	21	Rs./kW/Month	1200	Paise/kWh	100
LT-IX	Electric Vehicle Charging Stations					
	HIGH TENSION	50	Rs./kW/Month	600	Paise/kWh	120
HT-I	Industry					
(A)	Industry -General					
	11 kV	475	Rs./kVA/Month	765	Paise/kVAh	2000
	33 kV	475	Rs./kVA/Month	715	Paise/kVAh	3500
	132 kV and above	475	Rs./kVA/Month	665	Paise/kVAh	5000
	Lights and Fans					
	11 kV			765	Paise/kVAh	2000
	33 kV			715	Paise/kVAh	3500
	132 kV and above			665	Paise/kVAh	5000
	Poultry farm					
	11 kV	475	Rs./kVA/Month	765	Paise/kVAh	
	33 kV	475	Rs./kVA/Month	715	Paise/kVAh	
	Industrial colonies (11kV,33kV,132kV and above)			730	Paise/kVAh	
	Seasonal Industries					
	11kV	475	Rs./kVA/Month	860	Paise/kVAh	
	33kV	475	Rs./kVA/Month	790	Paise/kVAh	
	132kV and above	475	Rs./kVA/Month	770	Paise/kVAh	
	Optional category with load upto 150kVA					
	11kV	100	Rs./kVA/Month	800	Paise/kVAh	
	Time of Day Tariffs (Energy charge)					
		6PM to 10PM	6AM to 10AM	10PM to 06AM		
	11kV	865	865	665		
	33kV	815	815	615		
	132kV and above	765	765	565		
	Poultry Farms- Time of Day Tariffs (Energy charge)					
	11kV	865	865	665		
	33kV	815	815	615		

(B)	Ferro Alloy Units									50 kVAh/kVA of billing demand per month
	11 kV	475	Rs./kVA/Month	765	Paise/kVAh	2000				
	33 kV	475	Rs./kVA/Month	715	Paise/kVAh	3500				
	132 kV and above	475	Rs./kVA/Month	665	Paise/kVAh	5000				
HT-II	Others (consumers other than those covered under HT I and III to VII)									25 kVAh/kVA of billing demand per month
	11 KV	475	Rs./kVA/Month	880	Paise/kVAh*	2000				
	33 KV	475	Rs./kVA/Month	800	Paise/kVAh*	3500				
	132 KV and above	475	Rs./kVA/Month	780	Paise/kVAh*	5000				
	Time of Day Tariffs (Energy charge)			6PM to 10PM	6AM to 10AM	10PM to 6AM				
	11kV	980		980		780				
	33kV	900		900		700				
	132kV and above	880		880		680				
HT-III	Airports, Railway Stations and Bus Stations									50 kVAh/kVA of billing demand per month
	11 KV	475	Rs./kVA/Month	850	Paise/kVAh*	2000				
	33 KV	475	Rs./kVA/Month	785	Paise/kVAh*	3500				
	132 KV and above	475	Rs./kVA/Month	745	Paise/kVAh*	5000				
	Time of Day Tariffs (Energy charge)			6PM to 10PM	6AM to 10AM	10PM to 6AM				
	11kV	950		950		750				
	33kV	885		885		685				
	132kV and above	845		845		645				
HT-IV	Irrigation and CPWS									
(A)	Govt. Lift Irrigation Schemes and Agriculture	275	Rs./kVA/Month	630	Paise/kVAh					
(B)	Composite Protected Water Supply (CPWS) Scheme			610	Paise/kVAh					
HT-V (A)	Railway Traction	475	Rs./kVA/Month	505	Paise/kVAh					32 kVAh/kVA of contracted demand
HT-V (B)	HMR (Hyderabad Metro Railway)	475	Rs./kVA/Month	495	Paise/kVAh					25 kVAh/kVA of contracted demand
HT-VI	Townships & Residential Colonies(All Voltages)	260	Rs./kVA/Month	730	Paise/kVAh					
HT-VII	Temporary									
	11kV	500	Rs./kVA/Month	1180	Paise/kVAh	2000				
	33kV	500	Rs./kVA/Month	1100	Paise/kVAh	3500				
	132kV and above	500	Rs./kVA/Month	1080	Paise/kVAh	5000				
HT-VIII	RESCO -11kV			480	Paise/kVAh					
HT-IX	Electric Vehicle Charging Stations									25 kVAh/kVA of contracted demand
	11kV and above	100	Rs./kVA/Month	600	Paise/kWh					
	Time of Day Tariffs (Energy charge)									
	6AM to 10AM and 6PM to 10PM	700								
	10PM to 6AM	500								
	Other time slots	600								
	ASSUMED POWER FACTOR	95%								
Reference :	TSERC WEBSITE									

ELECTRICITY TARIFF IN TRIPURA w.e.f. 01.09.2022

Category No.	Category of Service	Fixed Charge (Rs./Month)	Energy Charge (Paise/kWh) (After Govt. subsidy)
A	Kutir Jyoti connection (upto 15 kWh/month)	58 Rs/Month	
B	DOMESTIC		
	Domestic Rural (0 to 50 kWh/Month)	15 Rs/Month	334
	Domestic Urban		
	0 to 50 kWh/Month	25 Rs/Month	417
	51 to 150 kWh/Month	40 Rs/Month	546
	151 to 300 kWh/Month	50 Rs/Month	616
	Above 300 kWh/Month	50 Rs/Month	720
	Above 5 KW (Three phase) - All units	50 Rs/KW/Month	705
C	COMMERCIAL		
	Small Commercial/ Pan Shop (0 to 50 kWh/Month)	25 Rs/Month	531
	0 to 150 kWh/Month	45 Rs/Month	618
	Above 150 kWh/Month	60 Rs/Month	725
	Semi Commercial - All Units	50 Rs/KW/Month	715
	Above 5 KW (Three phase) - All units	50 Rs/KW/Month	735
	Group Consumer (Three phase) - All Units	50 Rs/KW/Month	738
D	MOBILE TOWER		
	All Units	125 Rs/KW/Month	734
E	IRRIGATION		
	Load upto 5 HP - All Units	30 Rs/KW/Month	355
	Load above 5 HP - All Units	60 Rs/KW/Month	455
F	WATER WORKS - All units	40 Rs/KW/Month	525
G	INDUSTRIES		
	Upto 5 HP (E-R/5) - All Units	25 Rs/KW/Month	583
	Upto 5 HP (E-U/5) - All Units	30 Rs/KW/Month	626
	Above 5 - 20 HP - All Units	45 Rs/KW/Month	710
	Above 20 - 100 HP - All Units	60 Rs/KW/Month	724
	Above 100 HP - All Units	75 Rs/KW/Month	725
H	TEA, COFFEE & RUBBER GARDEN - All Units	100 Rs/KW/Month	720
I	BULK SUPPLY - All Units	75 Rs/KW/Month	733
J	PUBLIC LIGHTING		
	a) Public Lighting (Panchayat) - All Units	30 Rs/KW/Month	498
	b) Public Utility (Nagar Panchayat / Municipal Area) - All Units	60 Rs/KW/Month	606
K	SPECIAL PUBLIC UTILITY		
	a) Special Public Utility (Crematorium)- All Units	45 Rs/KW/Month	470
	b) Special Public Utility (Emergency water pumping, Drainage etc.)-All Units	45 Rs/KW/Month	470
L	ELECTRIC VEHICLE CHARGING STATION		
	Electric Vehicle Charging Station (Not for Own Use) for all units consumed.	45 Rs/KW/Month	690
TOD Tariff (Optional for Industrial, Tea/Coffee/Rubber Gardens, Bulk supply, Waterworks and Irrigation etc)			
	From	To	Energy Charge
	5.00 A.M	5.00 P.M	Normal rate
	5.00 P.M	11.00 P.M	140% of the normal rate
	11.00 P.M	5.00 A.M	60% of the normal rate
	ASSUMED POWER FACTOR		85%
	Reference: TERC Website		

ELECTRICITY TARIFF IN UTTARAKHAND w.e.f. 01.04.2022

Schedule	Category of Service	Demand Charge	Energy Charge
RTS-1	Domestic		
	Metered Supply		
	1) Domestic		
	1.1) Life line consumers - Below Poverty Line and Kutir Jyoti having load upto 1 KW and consumption upto 60 kWh/Month	18 Rs./Month	165 Paise/kWh
	1.2) Other Domestic Consumers		
	0-100 units/month	60 Rs./kWh/Month for upto 1 kW	290 Paise/kWh
	101-200 units/month	70 Rs./kWh/Month for 1 kW - 4 kW	420 Paise/kWh
	201-400 units/month	80 Rs./kWh/Month for above 4 kW	580 Paise/kWh
	Above 400 units/month		655 Paise/kWh
	2) Single Point Bulk Supply	100 Rs./kVA/Month	540 Paise/kVAh
RTS-1 A	Snowbound: Domestic and Non-Domestic consumers in snowbound areas (All other conditions same as those in RTS-1 unhold)		
	1) Domestic	18 Rs./Month	165 Paise/kWh
	2) Non-domestic upto 1 KW	18 Rs./Month	165 Paise/kWh
	3) Non-domestic more than 1 KW & upto 4 KW	18 Rs./Month	240 Paise/kWh
	4) Non-domestic more than 4 KW	30 Rs./Month	355 Paise/kWh
RTS-2	NON-DOMESTIC		
	1 Government/Government aided Educational Institutions, Government/ Municipal Hospitals and Charitable Institutions		
	(a) Upto 25 KW	80 Rs./kWh/Month	475 Paise/kWh
	(b) Above 25 KW	90 Rs./kVA/Month	450 Paise/kVAh
	2 Other Non-Domestic Users		
	(a) Load upto 4 kW & consumption upto 50 units/month	75 Rs./kWh/Month	480 Paise/kWh
	(b) Others upto 25 KW not covered in 2.(a) above	95 Rs./kWh/Month	590 Paise/kWh
	(c) Above 25 KW	95 Rs./kVA/Month	590 Paise/kVAh
	3. Single Point Bulk Supply**	110 Rs./kVA/Month	600 Paise/kVAh
	** For loads above 75 kW for shopping complexes/multiplex/malls		
4. Independent Advertisement Hoardings	120 Rs./kWh/Month	665 Paise/kWh	
RTS-3	GOVT. PUBLIC UTILITIES		
	Urban (Metered)	100 Rs./kVA/Month	605 Paise/kVAh
RTS-4	PRIVATE TUBE WELLS / PUMPING SETS		
	Rural (Metered)	90 Rs./kVA/Month	605 Paise/kVAh
RTS-4A	PTW (Metered)	NIL	215 Paise/kWh
	Agriculture Allied Activities	NIL	285 Paise/kWh

RTS-5	LT & HT INDUSTRY			
	1. LT Industry having contracted load upto 75 KW			
	1.1 Contracted load upto 25 KW	165	Rs./kWh/Month of contracted load	480 Paise/kWh
	1.2 Contracted load more than 25 KW & upto 75 KW	170	Rs./kVA/Month of contracted load	450 Paise/kVAh
	2. HT Industry having contracted load above 88 KVA / 75 KW (100 BHP)			
	2.1 Contracted load upto 1000 KVA			
	LF upto 40%	360	Rs./kVA/Month of billable demand	480 Paise/kVAh
	LF above 40%			520 Paise/kVAh
	2.2 Contracted load more than 1000 KVA			
	LF upto 40%	430	Rs./kVA/Month of billable demand	480 Paise/kVAh
LF above 40%	520 Paise/kVAh			
The rates of TOD rebate/surcharge (Paise/kVAh) for energy charges for LT Industry (with load above 25 KW) and HT Industry shall be as follows:-				
Season / Time of day	Morning peak hours	Normal hours	Evening peak hours	Off-peak hours
Winter 01.10 to 31.03	0600-0800 hrs	0800-1800 hrs	1800-2200 hrs	2200-0600 hrs
Summer 01.04 to 30.09	--	0700-1800 hrs	1800-2300 hrs	2300-0700 hrs
Fot LT Industry	585 P/kVAh	450 P/kVAh	585 P/kVAh	360 P/kVAh
Fot HT Industry				
LF Upto 40%	676 P/kVAh	480 P/kVAh	676 P/kVAh	384 P/kVAh
LF above 40%	676 P/kVAh	520 P/kVAh	676 P/kVAh	416 P/kVAh
RTS-6	MIXED LOAD (Bulk Supply for more than 75 KW)		120 Rs./kVA/Month	560 Paise/kVAh
RTS-7	RAILWAY TRACTION		285 Rs./kVA/Month	490 Paise/kVAh
RTS-8	ELECTRIC VEHICLE CHARGING STATION		NIL	550 Paise/kWh
RTS-9	TEMPORARY SUPPLY		The rate of charge will be corresponding rate of charge in appropriate Schedule Plus 25%.	
	Assumed Power Factor	85%		
Reference : UERC Website				

ELECTRICITY TARIFF IN UTTAR PRADESH w.e.f. 29.07.2022

Schedule	Category of Service	Demand/Fixed Charge	Energy Charge	Monthly Minimum Charge	
		Subsidised rate payable by consumer			
LMV-1	DOMESTIC LIGHT, FAN & POWER				
	a) Consumers getting supply as per 'Rural Schedule'				
	i) Un-metered Supply (All load)		500 Rs./kW/Month	Nil	
	ii) Metered Supply				
	For first 100 kWh/month		90 Rs./kW/Month	335 Paise/kWh	
	For next 101-150 kWh/month			385 Paise/kWh	
	For next 151-300 kWh/month			500 Paise/kWh	
	For above 300 kWh/month			550 Paise/kWh	
	b) Supply at Single Point for bulk loads				
	Registered Societies, multi-storied residential complexes etc. with loads 50 kW and above		110 Rs./kW/Month	700 Paise/kWh	
	c) Other Metered Domestic Consumers				
	1. Lifeline consumers: For contracted load of 1 kW and consumption upto 100 kWh/month		50 Rs./kW/Month	300 Paise/kWh	
	2. Others: Upto 100 kWh/month		110 Rs./kW/Month	550 Paise/kWh	
	101 - 150 kWh/month			550 Paise/kWh	
151 - 300 kWh/month		600 Paise/kWh			
Above 300 kWh/month		650 Paise/kWh			
LMV-2	NON - DOMESTIC LIGHT, FAN & POWER (for load upto 75 KW)				
	a) Consumers getting supply as per 'Rural Schedule'				
	Metered Supply		110 Rs./kW/Month	550 Paise/kWh	
	b) Other cases including urban consumers: i) Upto 4 kW				
	Upto 300 kWh/month		330 Rs./kW/Month	750 Paise/kWh	600 Rs./kW/Month from April to September
	Above 300 kWh/month			840 Paise/kWh	
	ii) Above 4 kW		450 Rs./kW/Month		475 Rs./kW/Month from October to March
	Upto 1000 kWh/month			750 Paise/kWh	
Above 1000 kWh/month		875 Paise/kWh			
LMV-3	PUBLIC LAMPS				
	Unmetered Supply (To be billed on the basis of total connected load)				
	a) Gram Panchayat		2100 Rs./kW or part thereof per month		
	b) Nagar Palika & Nagar Panchayat		3200 Rs./kW or part thereof per month		
	c) Nagar Nigam		4200 Rs./kW or part thereof per month		
	Metered Supply				
	a) Gram Panchayat		200 Rs./kW/Month	750 Paise/kWh	
	b) Nagar Palika & Nagar Panchayat		250 Rs./kW/Month	800 Paise/kWh	
	c) Nagar Nigam		250 Rs./kW/Month	850 Paise/kWh	
	TOD Rates applicable for the metered supply (% of Energy Charges)				
1800 Hrs - 0600 Hrs		0%			
0600 Hrs - 1800 Hrs		(+) 20%			
LMV-4	LIGHT, FAN & POWER FOR PUBLIC AND PRIVATE INSTITUTIONS				
	a) For Public Institutions		300 Rs./kW/Month	825 Paise/kWh	
	b) For Private Institutions		350 Rs./kW/Month	900 Paise/kWh	

LMV-5	SMALL POWER FOR PRIVATE TUBE WELLS/ PUMPING SETS FOR IRRIGATION PURPOSES CONTRACTED LOAD UPTO 25 BHP			
	a) For consumers getting supply as per Rural Schedule			
	i) Un-metered supply(Consumer under this category will be allowed a maximum lighting load of 120 Watts)	170	Rs./BHP/Month	Nil
	ii) Metered Supply (all units)	70	Rs./BHP/Month	200 Paise/kWh
	iii) Energy Efficient Pumps	70	Rs./BHP/Month	165 Paise/kWh
	iv) Rs./BHP/Month	140	Rs./BHP/Month	215
	b) For consumers getting supply as per Urban Schedule (Metered supply)			
		130	Rs./BHP/Month	600 Paise/kWh
LMV-6	SMALL & MEDIUM POWER FOR CONTRACTED LOAD UPTO 100 HP (75 KW) FOR INDUSTRIAL/ PROCESSING OR AGRO-INDUSTRIAL PURPOSES, POWER LOOM OF LOAD 5 KW AND ABOVE, FLORICULTURE/ MUSHROOM FARMING UPTO 100 BHP (75 KW),PUMPING SETS ABOVE 25 BHP			
	a) For consumers getting supply other than Rural Schedule			
	upto 20 kW	290	Rs./kW/Month	730 Paise/kWh
	above 20 kW	290	Rs./kW/Month	730 Paise/kWh
	TOD Rates applicable (% of Energy Charges)			
	Summer Months (April to September)			
	2300 Hrs - 0500 Hrs		0%	
	0500 Hrs - 1100 Hrs		(-) 15%	
	1100 Hrs - 1700 Hrs		0%	
	1700 Hrs - 2300 Hrs		(+) 15%	
	Winter Months (October to March)			
	2300 Hrs - 0500 Hrs		(-) 15%	
	0500 Hrs - 1100 Hrs		0%	
	1100 Hrs - 1700 Hrs		0%	
	1700 Hrs - 2300 Hrs		(+) 15%	
	b) Consumers getting supply as per rural schedule	7.5% Rebate on Fixed and Energy Charges as given for 'Consumers getting supply other than Rural Schedule' without TOD rates.		
LMV-7	PUBLIC WATER WORKS			
	a) Consumers getting supply other than 'Rural Schedule'			
	Metered	375	Rs./kW/Month	850 Paise/kWh
	Un-Metered	3300	Rs./BHP/Month	
	b) Consumers getting supply as per 'Rural Schedule'	7.50% Rebate on Fixed and Energy Charges as given for 'Consumers getting supply other than Rural Schedule' without TOD rates.		
LMV-8	STATE TUBE WELLS / PANCHAYTI RAJ TUBE WELL & PUMPED CANALS FOR LOAD UPTO 100 BHP			
	This Category has been merged with LMV- 7. For all such consumers LMV-7 rate schedule will be applicable.			
LMV-9	TEMPORARY SUPPLY			
	a) Un-metered supply for illumination/ public address/ temporary shops in melas			
	i) Illumination/ Public address/ ceremonies for load upto 20 kW per connection plus Rs 100 per kW per day for each additional kW	4750	Rs./Day and	
		100	Rs./KW/Day for each additional KW	
	ii) Temporary shops set up during festivals/ melas having load upto 2 KW	560	Rs./Day per shop	
	iii) PTW consumers of Bundelkhand area having requirement of electricity only for the Rabi crop	500	Rs./BHP/Month	
	b) For other purposes (Metered)			
	Individual Residential Construction	200	Rs./kW/month	800 Paise/kWh
	Others	300	Rs./kW/month	900 Paise/kWh
LMV-10	DEPARTMENTAL EMPLOYEES & PENSIONERS (Tariff as per LMV-1)			
	Tariff as per LMV-1			
LMV-11	ELECTRIC VEHICLE CHARGING			
	Domestic consumers			
	Multi Story Buildings (covered under LMV-1b)	NIL		620 Paise/kWh
	Multi Story Buildings (covered under HV-1b)	NIL		590 Paise/kWh
	Public charging station (LT)	NIL		770 Paise/kWh
	Public charging station (HT)	NIL		730 Paise/kWh
	Other consumers			
	The consumers of other categories (any metered consumers of LMV-2, LMV-4, LMV-6, LMV-7, LMV-8 (Metered), LMV-9 (Metered), HV-1 (excluding Multi Storey Buildings covered under LMV-1b & HV-1b of the Rate Schedule), HV-2, HV-3 and HV-4), will be charged as per the Tariff applicable for their respective category, provided the load of EV does not exceed the connected / contracted load.			

	TOD Rates applicable (% of Energy Charges)			
	Summer Months (April to September)			
	2300 Hrs - 0500 Hrs	0%		
	0500 Hrs - 1100 Hrs	(-) 15%		
	1100 Hrs - 1700 Hrs	0%		
	1700 Hrs - 2300 Hrs	(+) 15%		
	Winter Months (October to March)			
	2300 Hrs - 0500 Hrs	(-) 15%		
	0500 Hrs - 1100 Hrs	0%		
	1100 Hrs - 1700 Hrs	0%		
	1700 Hrs - 2300 Hrs	(+) 15%		
HV-1	NON INDUSTRIAL BULK LOADS (contracted load of 75 KW & above)			
	(a) Commercial Loads/ Private Institutions/ Non-Domestic Bulk power consumers with contracted load 75kW & above			
	For supply at 11 KV	430 Rs./kVA/Month	832 Paise/kVAh	
	For supply above 11 KV	400 Rs./kVA/Month	812 Paise/kVAh	
	(b) Public Institutions (Registered societies, Residential colonies/Township etc.) with			
	For supply at 11 KV	380 Rs./kVA/Month	770 Paise/kVAh	
	For supply above 11 KV	360 Rs./kVA/Month	750 Paise/kVAh	
HV-2	LARGE & HEAVY POWER			
	(a) Urban Schedule with contracted load above 75 KW (100 BHP) for Industrial Purposes/Induction furnaces/mini steel plants/floriculture/ant other HT consumer			
	Base Rate			
	For supply upto and including 11 KV	300 Rs./kVA/Month	710 Paise/kVAh	
	For supply above 11 KV and upto & including 66 KV	290 Rs./kVA/Month	680 Paise/kVAh	
	For supply above 66 KV and upto & including 132 KV	270 Rs./kVA/Month	640 Paise/kVAh	
	For supply above 132 KV	270 Rs./kVA/Month	610 Paise/kVAh	
	(b) Consumers getting supply upto 11 KV as per 'Rural Schedule'			
	7.5% Rebate on demand & energy charges as given for 11 KV consumers under urban schedule			
	TIME OF THE DAY (TOD) RATES FOR URBAN SCHEDULE (% of Energy Charges)			
	Summer Months (April to September)			
	2300 Hrs - 0500 Hrs	0%		
	0500 Hrs - 1100 Hrs	(-) 15%		
	1100 Hrs - 1700 Hrs	0%		
	1700 Hrs - 2300 Hrs	(+) 15%		
	Winter Months (October to March)			
	2300 Hrs - 0500 Hrs	(-) 15%		
	0500 Hrs - 1100 Hrs	0%		
	1100 Hrs - 1700 Hrs	0%		
	1700 Hrs - 2300 Hrs	(+) 15%		
	(c) Consumers already existing under HV-2 category with metering arrangement at low voltage:			
	Existing consumer under HV-2 with metering at 0.4 kV shall be required to pay as per schedule applicable to 11 kV consumers under HV-2 category.			
HV-3	(A) RAILWAY TRACTION	400 Rs./kVA/Month	650 Paise/kVAh	950 Rs./kVA/Month
	(B) Metro Rail	300 Rs./kVA/Month	730 Paise/kVAh	900 Rs./kVA/Month
HV-4	LIFT IRRIGATION WORKS FOR MEDIUM & LARGE PUMPED CANALS HAVING LOAD ABOVE 100 BHP (75 KW)			
	a) For supply at 11 KV	350 Rs./kVA/Month	850 Paise/kVAh	1125 Rs./kVA/Month
	b) For supply above 11 KV and upto 66 KV	340 Rs./kVA/Month	840 Paise/kVAh	1125 Rs./kVA/Month
	c) For supply above 66 KV and upto 132 KV	330 Rs./kVA/Month	825 Paise/kVAh	1125 Rs./kVA/Month
	Assumed Power Factor	85%		
	Reference : UPERC website			

ELECTRICITY TARIFF IN WEST BENGAL w.e.f 01.04.2022

Sl. No.	Type of Consumer	Applicable Tariff Scheme					Optional Tariff Scheme														
		Consumer Category	Name of the Tariff Scheme	Quarterly consumption in KWh	Energy Charge (Paise/KWh)	Fixed Charge (Demand Charge) (Rs./KVA/Month)	Consumer Category	Name of the Tariff Scheme	Quarterly consumption in KWh	Energy Charge (Paise/KWh)	Fixed Charge (Demand Charge) (Rs./KVA/Month)										
1	Life Line (Domestic)	Rate A(DM-L)	Normal	0 to 75	379	5	Not Applicable	Not Applicable	Not Applicable	Not Applicable	Not Applicable										
2	Domestic (Rural)	Rate A(DM-L)	Normal	0 to 75	379	15	All Units	Prepaid	Rate A(DM-R)	687	15	Not Applicable									
		Rate A(DM-R)	Normal	0 to 75	548																
		Rate A(DM-R)	Normal	0 to 75	609																
		Rate A(DM-R)	Normal	0 to 75	668																
		Rate A(DM-R)	Normal	0 to 75	727																
3	Domestic (Urban)	Rate A(DM-U)	Normal	0 to 75	500	15	All Units	Prepaid	Rate A(DM-U)	687	15	Not Applicable									
		Rate A(DM-U)	Normal	0 to 75	553																
		Rate A(DM-U)	Normal	0 to 75	606																
		Rate A(DM-U)	Normal	0 to 75	659																
		Rate A(DM-U)	Normal	0 to 75	712																
4	Commercial (Rural)	Rate A(CM-R)	Normal	0 to 75	900	30	All Units	Normal-TOD	Rate A(CM-R)	797	30	Prepaid-TOD	Rate A(CM-R)	681	All Units	06.00 hrs to 17.00hrs	All Units	787	06.00 hrs to 17.00 hrs	All Units	787
		Rate A(CM-R)	Normal	0 to 75	102																
		Rate A(CM-R)	Normal	0 to 75	120																
		Rate A(CM-R)	Normal	0 to 75	138																
		Rate A(CM-R)	Normal	0 to 75	156																
5	Commercial (Urban)	Rate A(CM-U)	Normal	0 to 75	180	30	All Units	Normal-TOD	Rate A(CM-U)	797	30	Prepaid-TOD	Rate A(CM-U)	681	All Units	06.00 hrs to 17.00 hrs	All Units	787	06.00 hrs to 17.00 hrs	All Units	787
		Rate A(CM-U)	Normal	0 to 75	204																
		Rate A(CM-U)	Normal	0 to 75	228																
		Rate A(CM-U)	Normal	0 to 75	252																
		Rate A(CM-U)	Normal	0 to 75	276																
6	Public Utility Specified Institution Public Bodies in Municipal Area	Rate A(CM-PU) (MUN)	Normal	On all Units	716	75	On all Units	Prepaid	Rate A(CM-PU) (MUN)	706	75	Prepaid-TOD	Rate A(CM-PU) (MUN)	686	On all units	06.00 hrs to 17.00 hrs & 20.00 hrs to 23.00 hrs	All Units	698	06.00 hrs to 17.00 hrs & 20.00 hrs to 23.00 hrs	All Units	698
		Rate A(CM-PU) (MUN)	Normal	On all Units	716																
		Rate A(CM-PU) (MUN)	Normal	On all Units	716																
		Rate A(CM-PU) (MUN)	Normal	On all Units	716																
		Rate A(CM-PU) (MUN)	Normal	On all Units	716																
7	Public Utility Specified Institution Public Bodies in Non-Municipal Area	Rate A(CM-PU) (NON-MUN)	Normal	On all Units	716	75	On all Units	Prepaid	Rate A(CM-PU) (NON-MUN)	706	75	Prepaid-TOD	Rate A(CM-PU) (NON-MUN)	686	On all units	06.00 hrs to 17.00 hrs & 20.00 hrs to 23.00 hrs	All Units	686	06.00 hrs to 17.00 hrs & 20.00 hrs to 23.00 hrs	All Units	686
		Rate A(CM-PU) (NON-MUN)	Normal	On all Units	716																
		Rate A(CM-PU) (NON-MUN)	Normal	On all Units	716																
		Rate A(CM-PU) (NON-MUN)	Normal	On all Units	716																
		Rate A(CM-PU) (NON-MUN)	Normal	On all Units	716																
8	Government School	Rate A(CM-I)	Normal	On all Units	500	25	On all Units	Prepaid-TOD	Rate A(CM-I)	602	17	Prepaid-TOD	Rate A(CM-I)	602	All Units	06.00 - 17.00 hrs	All Units	602	06.00 - 17.00 hrs	All Units	602
		Rate A(CM-I)	Normal	On all Units	500																
		Rate A(CM-I)	Normal	On all Units	500																
		Rate A(CM-I)	Normal	On all Units	500																
		Rate A(CM-I)	Normal	On all Units	500																
9	College Industry Admision Weavers Association or establishment in Non-Poultry Ductery Horticulture, Herbal-Medical-Bio-Diesel Plant Farming, Food Processing	Rate A(CM-II)	Normal	On all Units	600	17	On all Units	Prepaid-TOD	Rate A(CM-II)	649	17	Prepaid-TOD	Rate A(CM-II)	649	All Units	06.00 - 17.00 hrs	All Units	649	06.00 - 17.00 hrs	All Units	649
		Rate A(CM-II)	Normal	On all Units	600																
		Rate A(CM-II)	Normal	On all Units	600																
		Rate A(CM-II)	Normal	On all Units	600																
		Rate A(CM-II)	Normal	On all Units	600																
10	Tissue culture, Floriculture, Herbal-Medical-Bio-Diesel Plant Farming, Food Processing	Rate A(CM-III)	Normal	On all Units	800	17	On all Units	Prepaid-TOD	Rate A(CM-III)	860	17	Prepaid-TOD	Rate A(CM-III)	860	All Units	06.00 - 17.00 hrs	All Units	860	06.00 - 17.00 hrs	All Units	860
		Rate A(CM-III)	Normal	On all Units	800																
		Rate A(CM-III)	Normal	On all Units	800																
		Rate A(CM-III)	Normal	On all Units	800																
		Rate A(CM-III)	Normal	On all Units	800																

LOW & MEDIUM VOLTAGE CONSUMERS UNDER MONTHLY BILLING CYCLE

Sl. No.	Type of Consumer	Applicable Tariff Scheme						Optional Tariff Scheme								
		Consumer Category	Name of the Tariff Scheme	Monthly consumption in kWh	Energy Charge (Rs./KVA/Month)	Fixed Charge (Demand Charge) (Rs./KVA/Month)	Consumer Category	Name of the Tariff Scheme	Monthly consumption in kWh	Energy Charge (Rs./KVA/Month)	Fixed Charge (Demand Charge) (Rs./KVA/Month)	Consumer Category	Name of the Tariff Scheme	Monthly consumption in kWh	Energy Charge (Rs./KVA/Month)	Fixed Charge (Demand Charge) (Rs./KVA/Month)
1	Labour Line (Domestic)	Rate A(DM-L)	Normal	All Units	639	15	Rate C (T) PPT	Prepaid TOD	Not Applicable	391	20	Not Applicable	Not Applicable	Not Applicable	Not Applicable	Not Applicable
2	Irrigation pumping for agriculture (Metered)	Rate C (T)	Normal	All Units	401	20	Rate C (T) PPT	Prepaid TOD	0600 - 1700 hrs	All Units	391	20	Not Applicable	Not Applicable	Not Applicable	Not Applicable
				1700 - 1700 hrs	All Units	401			1700 - 2300 hrs	All Units	711					
				2300 - 2300 hrs	All Units	771			2300 - 0600 hrs	All Units	502					
				0600 - 0600 hrs	All Units	285			Not Applicable	Not Applicable	Not Applicable					
3	Irrigation pumping for agriculture (Metered supply from mixed HV feeder)	Rate C (A)	Normal	All Units	488	30	Rate C (A)	Prepaid TOD	Not Applicable	Not Applicable	Not Applicable	Not Applicable	Not Applicable	Not Applicable	Not Applicable	Not Applicable
4	Commercial Plantation	Rate A(CM)-CP	Prepaid TOD	All Units	743	75	Rate A(CM)-CP	Prepaid TOD	Not Applicable	Not Applicable	Not Applicable	Not Applicable	Not Applicable	Not Applicable	Not Applicable	Not Applicable
				1700 - 1700 hrs	All Units	689			Not Applicable	Not Applicable	Not Applicable	Not Applicable	Not Applicable	Not Applicable	Not Applicable	Not Applicable
				2300 - 2300 hrs	All Units	704			Not Applicable	Not Applicable	Not Applicable	Not Applicable	Not Applicable	Not Applicable	Not Applicable	Not Applicable
				0600 - 0600 hrs	All Units	470			Not Applicable	Not Applicable	Not Applicable	Not Applicable	Not Applicable	Not Applicable	Not Applicable	Not Applicable
5	Short Term Irrigation Supply	Rate C(T)-STIS	Prepaid TOD	All Units	470	20	Rate C(T)-STIS	Prepaid TOD	Not Applicable	Not Applicable	Not Applicable	Not Applicable	Not Applicable	Not Applicable	Not Applicable	Not Applicable
				1700 - 1700 hrs	All Units	848			Not Applicable	Not Applicable	Not Applicable	Not Applicable	Not Applicable	Not Applicable	Not Applicable	Not Applicable
				2300 - 2300 hrs	All Units	302			Not Applicable	Not Applicable	Not Applicable	Not Applicable	Not Applicable	Not Applicable	Not Applicable	Not Applicable
				0600 - 0600 hrs	All Units	743			Not Applicable	Not Applicable	Not Applicable	Not Applicable	Not Applicable	Not Applicable	Not Applicable	Not Applicable
6	Short Term Supply for Commercial Plantation	Rate A(CM)-STPC	Prepaid TOD	All Units	743	75	Rate A(CM)-STPC	Prepaid TOD	Not Applicable	Not Applicable	Not Applicable	Not Applicable	Not Applicable	Not Applicable	Not Applicable	Not Applicable
				1700 - 1700 hrs	All Units	946			Not Applicable	Not Applicable	Not Applicable	Not Applicable	Not Applicable	Not Applicable	Not Applicable	Not Applicable
				2300 - 2300 hrs	All Units	702			Not Applicable	Not Applicable	Not Applicable	Not Applicable	Not Applicable	Not Applicable	Not Applicable	Not Applicable
				0600 - 0600 hrs	All Units	781			Not Applicable	Not Applicable	Not Applicable	Not Applicable	Not Applicable	Not Applicable	Not Applicable	Not Applicable
7	Short Term Supply	Rate A(ST)	Prepaid TOD	All Units	781	75	Rate A(ST)	Prepaid TOD	Not Applicable	Not Applicable	Not Applicable	Not Applicable	Not Applicable	Not Applicable	Not Applicable	Not Applicable
				1700 - 1700 hrs	All Units	849			Not Applicable	Not Applicable	Not Applicable	Not Applicable	Not Applicable	Not Applicable	Not Applicable	Not Applicable
				2300 - 2300 hrs	All Units	738			Not Applicable	Not Applicable	Not Applicable	Not Applicable	Not Applicable	Not Applicable	Not Applicable	Not Applicable
				0600 - 0600 hrs	All Units	735			Not Applicable	Not Applicable	Not Applicable	Not Applicable	Not Applicable	Not Applicable	Not Applicable	Not Applicable
8	Public Water Works & Sewerage System	Rate B(I)	Normal	On all Units	735	40	Rate B(I)	Prepaid-TOD	06.00 - 17.00 hrs & 20.00 - 23.00 hrs	All Units	721	40	Not Applicable	Not Applicable	Not Applicable	Not Applicable
				First	500	627			17.00 - 20.00 hrs	All Units	1070					
				Next	1500	747			23.00 - 06.00 hrs	All Units	505					
				Above	2000	772			06.00 - 17.00 hrs	All Units	866					
9	Industry (Rural)	Rate B(L-R)	Normal	First	500	627	Rate B(L-R)	Normal-TOD	06.00 - 17.00 hrs	All Units	518	50	Not Applicable	Not Applicable	Not Applicable	Not Applicable
				Next	1500	747			17.00 - 23.00 hrs	All Units	621					
				Above	2000	772			23.00 - 06.00 hrs	All Units	518					
10	Industry (Urban)	Rate B(L-U)	Normal	First	500	643	Rate B(L-U)	Normal-TOD	06.00 - 17.00 hrs	All Units	630	50	Not Applicable	Not Applicable	Not Applicable	Not Applicable
				Next	1500	768			17.00 - 23.00 hrs	All Units	630					
				Above	2000	793			23.00 - 06.00 hrs	All Units	698					
11	Cold Storage and Dairy with Chilling Plant having contract load below 50 KVA (Rural)	Rate B(III-R)	Normal	First	2000	657	Rate B(III-R)	Normal-TOD	06.00 - 17.00 hrs	All Units	821	50	Not Applicable	Not Applicable	Not Applicable	Not Applicable
				Next	1500	747			17.00 - 23.00 hrs	All Units	700					
				Above	2000	772			23.00 - 06.00 hrs	All Units	837					
12	Cold Storage and Dairy with Chilling Plant having contract load below 50 KVA (Urban)	Rate B(III-U)	Normal	First	5000	643	Rate B(III-U)	Normal-TOD	06.00 - 17.00 hrs	All Units	700	50	Not Applicable	Not Applicable	Not Applicable	Not Applicable
				Next	1500	768			17.00 - 23.00 hrs	All Units	837					
				Above	2000	788			23.00 - 06.00 hrs	All Units	828					
13	Street Lighting with LED	Rate D(1)	Normal	On all Units	687	75	Rate D(1)	Normal-TOD	Not Applicable	Not Applicable	Not Applicable	Not Applicable	Not Applicable	Not Applicable	Not Applicable	Not Applicable
14	Private Educational Institutions and Hospitals	Rate D(2)	Normal	On all Units	503	75	Rate D(2)	Normal-TOD	06.00 - 17.00 hrs & 20.00 - 23.00 hrs	All Units	711	75	Not Applicable	Not Applicable	Not Applicable	Not Applicable
15	Emergency Supply	Rate D(4)	Normal	On all Units	731	75	Rate D(4)	Normal-TOD	06.00 - 17.00 hrs & 20.00 - 23.00 hrs	All Units	774	75	Not Applicable	Not Applicable	Not Applicable	Not Applicable
				Above	2000	788			23.00 - 06.00 hrs	All Units	656					
16	Construction Power Supply	Rate D(6)	Prepaid-TOD	All Units	785	75	Rate D(6)	Prepaid-TOD	Not Applicable	Not Applicable	Not Applicable	Not Applicable	Not Applicable	Not Applicable	Not Applicable	Not Applicable
				1700 - 1700 hrs	All Units	956			Not Applicable	Not Applicable	Not Applicable	Not Applicable	Not Applicable	Not Applicable	Not Applicable	Not Applicable
				2300 - 2300 hrs	All Units	755			Not Applicable	Not Applicable	Not Applicable	Not Applicable	Not Applicable	Not Applicable	Not Applicable	Not Applicable
				0600 - 0600 hrs	All Units	785			Not Applicable	Not Applicable	Not Applicable	Not Applicable	Not Applicable	Not Applicable	Not Applicable	Not Applicable
17	Bulk Supply at single point to Co-operative Group Housing Society for providing power to its members or person for providing power to its employees in a single premises	Rate D(7)	Normal	All Units	721	75	Rate D(7)	Normal-TOD	06.00 - 17.00 hrs	On all Units	711	75	Not Applicable	Not Applicable	Not Applicable	Not Applicable
				1700 - 1700 hrs	All Units	956			17.00 - 23.00 hrs	On all Units	774					
				2300 - 2300 hrs	All Units	755			23.00 - 06.00 hrs	On all Units	655					

Sl. No.	Type of Consumer	Consumer Category	Name of the Tariff Scheme	Applicable Tariff Scheme			Demand Charge (Rs/KVA/month)	Name of the Tariff Scheme	Optional Tariff Scheme			Demand Charge (Rs/ KVA/month)
				Summer	Monsoon	Winter			Summer	Monsoon	Winter	
19	Common Services of Industrial Estates	Rate D(B)	Prepaid-TOD	75	795	795	Not Applicable	Not Applicable	Not Applicable	Not Applicable	Not Applicable	Not Applicable
20	Industrial consumers (50 KVA and above but upto 125 KVA) and above	Rate B-ID	Normal	255	716	06.00-17.00 hrs	Normal-TOD	06.00-17.00 hrs	On all Units	707	255	Not Applicable
						17.00-23.00 hrs	On all Units	644	Not Applicable			
21	Commercial consumers (50 KVA and above but upto 125 KVA)	Rate B-IDC	Normal	255	735	06.00-17.00 hrs	Normal-TOD	06.00-17.00 hrs	On all Units	727	255	Not Applicable
						17.00-23.00 hrs	On all Units	1009	Not Applicable			
22	Domestic consumers (50 KVA and above but upto 125 KVA)	Rate D-ID	Normal	35	707	06.00-17.00 hrs	Normal-TOD	06.00-17.00 hrs	On all Units	687	35	Not Applicable
						17.00-23.00 hrs	On all Units	953	Not Applicable			
23	Other than Commercial, Domestic and Industrial consumers (50 KVA and above)	Rate C-ID	Normal	255	646	06.00-17.00 hrs	Normal-TOD	06.00-17.00 hrs	On all Units	605	255	Not Applicable
						17.00-23.00 hrs	On all Units	838	Not Applicable			
24	MES (50 KVA and above)	Rate C-IM	Normal	192	652	On all Units	Not Applicable	Not Applicable	Not Applicable	Not Applicable	Not Applicable	Not Applicable

* Fixed Charge will be applicable for the consumer having Contract Demand below 50 KVA and Demand Charge will be applicable for the consumer having Contract Demand of 50 KVA and above.

Sl. No.	Type of Consumer	Consumer Category	Name of the Tariff Scheme	Applicable Tariff Scheme			Demand Charge (Rs/KVA/month)	Name of the Tariff Scheme	Optional Tariff Scheme			Demand Charge (Rs/ KVA/month)		
				Summer	Monsoon	Winter			Summer	Monsoon	Winter			
1	Public Utility (11 KV)	Rate E(A)	Normal	670	668	666	384	Normal (TOD)	06.00 hrs to 17.00 hrs & 20.00 hrs to 23.00 hrs	All Units	651	649	647	384
2	Public Utility (33 KV)	Rate F(A)	Normal	660	658	656	384	Normal (TOD)	06.00 hrs to 17.00 hrs & 20.00 hrs to 23.00 hrs	All Units	968	965	962	384
									17.00 hrs to 17.00 hrs & 23.00 hrs to 06.00 hrs	All Units	517	516	515	
3	Industries (11 KV)	Rate E(B)	Normal	743	742	741	384	Normal (TOD)	06.00 hrs to 17.00 hrs & 20.00 hrs to 23.00 hrs	All Units	638	636	634	384
									17.00 hrs to 17.00 hrs & 23.00 hrs to 06.00 hrs	All Units	948	943	940	
4	Industries (33 KV)	Rate F(B)	Normal	740	738	736	384	Normal (TOD)	06.00 hrs to 17.00 hrs & 20.00 hrs to 23.00 hrs	All Units	506	504	502	384
									17.00 hrs to 17.00 hrs & 23.00 hrs to 06.00 hrs	All Units	731	730	729	
5	Industries (132 KV)	Rate H(B)	Normal	736	734	732	384	Normal (TOD)	06.00 hrs to 17.00 hrs & 20.00 hrs to 23.00 hrs	All Units	554	553	552	384
									17.00 hrs to 17.00 hrs & 23.00 hrs to 06.00 hrs	All Units	728	724	722	
6	Industries (220 KV)	Rate I(BT)	Normal (TOD)	654	652	650	384	Normal (TOD)	06.00 hrs to 17.00 hrs & 20.00 hrs to 23.00 hrs	All Units	541	539	538	384
									17.00 hrs to 17.00 hrs & 23.00 hrs to 06.00 hrs	All Units	774	774	774	
7	Industries (400 KV)	Rate J(BT)	Normal (TOD)	634	632	630	384	Normal (TOD)	06.00 hrs to 17.00 hrs & 20.00 hrs to 23.00 hrs	All Units	Not Applicable	Not Applicable	Not Applicable	384
									17.00 hrs to 17.00 hrs & 23.00 hrs to 06.00 hrs	All Units	750	750	750	
8	Community Irrigation/ Irrigation	Rate S(GT)	Normal-TOD	706	704	705	34	Normal-TOD	06.00 hrs to 17.00 hrs & 20.00 hrs to 23.00 hrs	All Units	Not Applicable	Not Applicable	Not Applicable	34
									17.00 hrs to 17.00 hrs & 23.00 hrs to 06.00 hrs	All Units	1032	1029	1031	
9	Commercial Plantation	Rate S(CPT)	Normal-TOD	766	764	762	384	Normal-TOD	06.00 hrs to 17.00 hrs & 20.00 hrs to 23.00 hrs	All Units	Not Applicable	Not Applicable	Not Applicable	384
									17.00 hrs to 17.00 hrs & 23.00 hrs to 06.00 hrs	All Units	1048	1045	1042	
10	Short Term Irrigation Supply	Rate S(GT-ST)	Normal-TOD	746	742	744	34	Normal-TOD	06.00 hrs to 17.00 hrs & 20.00 hrs to 23.00 hrs	All Units	Not Applicable	Not Applicable	Not Applicable	34
									17.00 hrs to 17.00 hrs & 23.00 hrs to 06.00 hrs	All Units	1099	1099	1099	
11	Short Term Supply for Commercial Plantation	Rate S(CPT-ST)	Normal-TOD	765	764	762	384	Normal-TOD	06.00 hrs to 17.00 hrs & 20.00 hrs to 23.00 hrs	All Units	Not Applicable	Not Applicable	Not Applicable	384
									17.00 hrs to 17.00 hrs & 23.00 hrs to 06.00 hrs	All Units	1046	1045	1042	
12	Commercial (11 KV)	Rate E(C)	Normal	717	715	713	384	Normal (TOD)	06.00 hrs to 17.00 hrs & 20.00 hrs to 23.00 hrs	All Units	700	699	698	384
									17.00 hrs to 17.00 hrs & 23.00 hrs to 06.00 hrs	All Units	1039	1036	1033	
13	Commercial (33 KV)	Rate F(C)	Normal	714	712	710	384	Normal (TOD)	06.00 hrs to 17.00 hrs & 20.00 hrs to 23.00 hrs	All Units	422	421	420	384
									17.00 hrs to 17.00 hrs & 23.00 hrs to 06.00 hrs	All Units	699	698	697	
14	Commercial (132 KV)	Rate H(C)	Normal	711	709	707	384	Normal (TOD)	06.00 hrs to 17.00 hrs & 20.00 hrs to 23.00 hrs	All Units	421	420	419	384
									17.00 hrs to 17.00 hrs & 23.00 hrs to 06.00 hrs	All Units	691	689	687	
15	Domestic	Rate S(D)	Normal	751	749	747	35	Normal (TOD)	06.00 hrs to 17.00 hrs & 20.00 hrs to 23.00 hrs	All Units	1026	1024	1022	35
									17.00 hrs to 17.00 hrs & 23.00 hrs to 06.00 hrs	All Units	728	726	724	

16	Public Water Works & Sewerage (11 KV)	Normal	All Units	670	668	666	384	Rate E (PWT)	Normal (TOD)	06.00 hrs to 17.00 hrs & 20.00 hrs to 23.00 hrs 17.00 hrs to 20.00 hrs 23.00 hrs to 06.00 hrs	All Units	651	649	647	364
17	Public Water Works & Sewerage (33 KV)	Normal	All Units	657	655	653	384	Rate F (PWT)	Normal (TOD)	06.00 hrs to 17.00 hrs & 20.00 hrs to 23.00 hrs 17.00 hrs to 20.00 hrs 23.00 hrs to 06.00 hrs	All Units	637	635	633	364
18	Sports Complex & Auditorium run by Govt/ local bodies for cultural affairs	Normal	All Units	774	773	771	34	Rate S (C)	Not Applicable	Not Applicable	All Units	505	503	501	
19	Cold Storage or Dairies with Chilling Plant	Normal	All Units	636	635	634	360	Rate S (F)	Normal (TOD)	06.00 hrs to 17.00 hrs 17.00 hrs to 23.00 hrs 23.00 hrs to 06.00 hrs	All Units	619	618	617	300
20	Emergency Supply	Normal-TOD	All Units	775	773	771	384	Rate S (ES)	Normal-TOD	06.00 hrs to 17.00 hrs 17.00 hrs to 23.00 hrs 23.00 hrs to 06.00 hrs	All Units	657	656	654	414
21	Construction Power Supply	Normal-TOD	All Units	775	773	771	384	Rate S (CON)	Normal-TOD	06.00 hrs to 17.00 hrs & 20.00 hrs to 23.00 hrs 17.00 hrs to 20.00 hrs 23.00 hrs to 06.00 hrs	All Units	693	691	689	
22	Bulk Supply at single point to Co-operative Group Housing Society for providing power to its members or person for providing power to its employees in a single premises	Normal	All Units	787	785	783	34	Rate S (CO)	Normal	06.00 hrs to 17.00 hrs	All Units	760	758	756	34
23	Common Services of Industrial Estate	Normal-TOD	All Units	795	793	791	384	Rate E (CT-CS)	Normal-TOD	06.00 hrs to 17.00 hrs & 20.00 hrs to 23.00 hrs 17.00 hrs to 20.00 hrs 23.00 hrs to 06.00 hrs	All Units	831	833	831	
24	Traction (25 KV)	Normal	All Units	1104	1101	1098	360	Rate T (A)	Not Applicable	Not Applicable	All Units	856	856	854	
25	Traction (132 KV)	Normal	All Units	738	736	733	360	Rate T (B)	Not Applicable	Not Applicable	All Units	693	691	689	
26	Metro Rail	Normal	All Units	716	711	706	105	Rate T (M)	Not Applicable	Not Applicable	All Units	800	798	796	
27	Short-term Supply	Normal-TOD	All Units	770	768	766	384	Rate S (ST)	Normal-TOD	06.00 hrs to 17.00 hrs 17.00 hrs to 23.00 hrs 23.00 hrs to 06.00 hrs	All Units	819	817	815	384
28	Private Educational Institutions	Normal	All Units	812	810	808	384	Rate E (C-EI)	Normal (TOD)	06.00 hrs to 17.00 hrs 17.00 hrs to 23.00 hrs 23.00 hrs to 06.00 hrs	All Units	730	728	726	
29	MES	Normal	All Units	654	652	650	192	Rate E (C-M)	Not Applicable	Not Applicable	All Units	730	728	726	
30	EV Charging Station*	Normal	All Units	699	698	696	0	Rate S (EV)	Not Applicable	Not Applicable	All Units	730	728	726	

Category of Consumers	Rate (Paise/KWh)	Minimum Charge	Amount of Rebate (Paise/KWh)	
			Below 33 KV	Above 33 KV
(i) LV & MV Domestic (Urban)	28 Paise/Month	28 Paise/Month	1 Paise/KWh	2 Paise/KWh
(ii) Domestic EV (Paise/KWh) applicable for EV and HV Industrial consumers and L&MV industrial consumers under rate (B-ID and B-IDT)	28 Paise/Month	28 Paise/Month	1 Paise/KWh	2 Paise/KWh
(iii) Domestic EV (Paise/KWh) applicable for EV and HV Industrial consumers and L&MV industrial consumers under rate (B-ID and B-IDT)	400 Paise/Month	400 Paise/Month	1 Paise/KWh	2 Paise/KWh
Range of Load Factor				
Above 55%	Upto 60%		1 Paise/KWh	2 Paise/KWh
Above 60%	Upto 65%		2 Paise/KWh	3 Paise/KWh
Above 65%	Upto 70%		3 Paise/KWh	4 Paise/KWh
Above 70%	Upto 75%		4 Paise/KWh	5 Paise/KWh
Above 75%	Upto 80%		5 Paise/KWh	6 Paise/KWh
Above 80%	Upto 85%		6 Paise/KWh	7 Paise/KWh
Above 85%	Upto 90%		7 Paise/KWh	8 Paise/KWh
Above 90%	Upto 95%		8 Paise/KWh	9 Paise/KWh
Above 95%	Above 95%		9 Paise/KWh	10 Paise/KWh

* The Commission decides to allow promotional time of day single part tariff for EV charging stations at the rate of Rs. 6.00 per unit (Peak hours 17:00-23:00 hrs) and Rs. 5.50 per unit (other than peak hours). These will be effective from the next billing month from the date of issuance of tariff order i.e. 28.07.2022. Delayed Payment Surcharge shall be applicable as per regulation 4.14 of the Tariff Regulations.

भाग - 3

विद्युत आपूर्ति तथा विद्युत शुल्क की औसत दरें



PART - 3

Average Rates of Electricity Supply and Electricity Duty

सारणी सं० 1(क): घरेलू 1 कि०. वा०. (100 यूनिट/माह)
TABLE NO.1(a): DOMESTIC 1 KW (100 Units/Month)

क्रमांक Sr. No.	युटिलिटी का नाम	Name of Utility	Tariff effective from	Av. Rate (P/KWh)	Duty/Tax (P/KWh)	Total (P/KWh)
1	अंडमान एण्ड निकोबार	Andaman & Nicobar Island	01.08.2022	265	0	265
2	आंध्र प्रदेश	Andhra Pradesh	01.04.2022	315	6	321
3	अरुणाचल प्रदेश	Arunachal Pradesh	01.06.2018	400	0	400
4	असम	Assam	01.04.2022	590	30	620
5	बिहार (शहरी क्षेत्र)	Bihar (Urban Areas)	01.04.2022	650	39	689
	(ग्रामीण क्षेत्र)	(Rural Areas)		645	39	684
6	चंडीगढ़	Chandigarh	01.07.2022	290	9	299
7	छत्तीसगढ़	Chhattisgarh	01.04.2022	390	41	431
8	दादरा एवं नागर हवेली	Dadra & Nagar Haveli	01.04.2022	205	0	205
9	दमन एवं दीव	Daman & Diu	01.04.2022	170	0	170
10	दिल्ली-(बी.वाइ.पी.एल./बी.आर.पी.एल./टी.पी.डी.डी.एल.)	Delhi-(BYPL/BRPL/TPDDL)	01.10.2021	320	15	335
11	दिल्ली-(एन.डी.एम.सी.)	Delhi-(NDMC)	01.10.2021	320	15	335
12	गोवा	Goa	01.04.2022	180	20	200
13	गुजरात	Gujarat (Urban Areas)	01.04.2022	343	51	394
		(Rural Areas)		303	23	325
14	गुजरात-(टॉरेंट पावर लि., अहमदाबाद)	Gujarat-(Torrent Power Ltd., Ahmedabad)	01.04.2022	383	57	440
15	गुजरात-(टॉरेंट पावर लि., सुरत)	Gujarat-(Torrent Power Ltd., Surat)	01.04.2022	368	55	423
16	हरियाणा	Haryana	01.04.2022	225	10	235
17	हिमाचल प्रदेश	Himachal Pradesh	01.04.2022	500	12	512
18	जम्मू व कश्मीर	Jammu & Kashmir	13.10.2022	208	30	238
19	झारखंड	Jharkhand (Urban Areas)	01.10.2020	700	38	738
		(Rural Areas)		595	35	630
20	कर्नाटक	Karnataka	01.04.2022			
		Bruhat Bangalore Mahangara Palike, Municipal Corp.& all Urban		588	44	631
		Areas under Village Panchayats		553	42	595
21	केरल	Kerala	26.06.2022	410	36	446
22	लद्दाख	Ladakh	01.10.2022	208	30	238
23	लक्षद्वीप	Lakshadweep	01.04.2022	180	0	180
24	मध्य प्रदेश	Madhya Pradesh (Urban Areas)	08.04.2022	590	53	643
		(Rural Areas)		567	51	618
25	महाराष्ट्र	Maharashtra	01.04.2022	576	92	668
26	महाराष्ट्र-मुंबई-(बी.ई.एस.टी.)	Maharashtra - Mumbai-(B.E.S.T)	01.04.2022	398	90	488
27	महाराष्ट्र-मुंबई-(अडानी एलेक्ट्रिसिटी)	Maharashtra - Mumbai-(Adani Electricity)	01.04.2022	532	111	643
28	महाराष्ट्र-मुंबई-(टाटा)	Maharashtra - Mumbai-(TATA's)	01.04.2022	429	95	524
29	मणिपुर	Manipur	01.04.2022	575	0	575
30	मिजोरम	Mizoram	01.04.2022	540	0	540
31	मेघालय	Meghalaya	01.04.2022	470	5	475
32	नागालैंड	Nagaland	01.07.2022	545	0	545
33	ओडिशा	Odisha	01.04.2022	410	16	426
34	पुडुचेरी	Puducherry	01.04.2022	220	0	220
35	पंजाब	Punjab	01.04.2022	384	50	434
36	राजस्थान	Rajasthan	01.09.2022	793	40	833
37	सिक्किम	Sikkim	01.04.2022	150	0	150
38	तमिल नाडु	Tamil Nadu	10.09.2022	113	0	113
39	तेलंगाना	Telangana	01.04.2022	333	6	339
40	त्रिपुरा	Tripura	01.09.2022	522	26	548
41	उत्तराखण्ड	Uttarakhand	01.04.2022	350	15	365
42	उत्तर प्रदेश	Uttar Pradesh (URBAN)	29.07.2022	660	33	693
		(RURAL)		425	21	446
43	पश्चिम बंगाल	West Bengal (URBAN)	01.04.2022	654	0	654
		(RURAL)		640	0	640
44	डी.वी.सी.- (झारखंड)	D.V.C. (Jharkhand Area)	01.02.2023	500	26	526

Chart 1(a): Domestic 1 KW (100 Units/ Month)


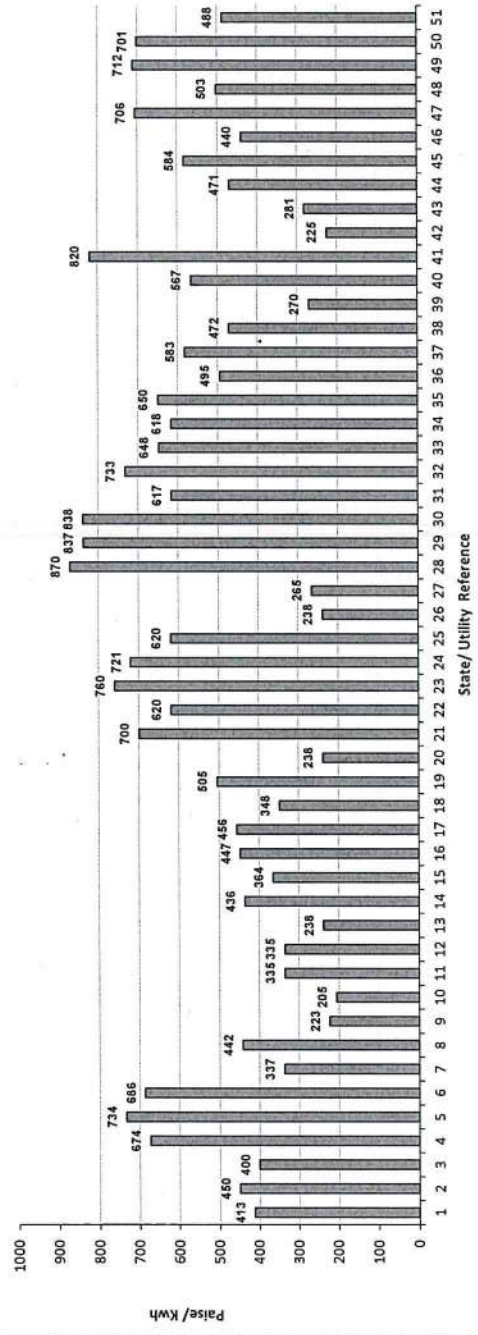


Chart 1(b): Domestic 2 KW (200 Units/ Month)



सारणी सं० 1(ख): घरेलू 2 कि०. वा०. (200 यूनिट/माह)
TABLE NO.1(b): DOMESTIC 2 KW (200 Units/Month)

क्रमांक Sr. No.	युटिलिटी का नाम	Name of Utility	Tariff effective from	Av. Rate (P/KWh)	Duty/Tax (P/KWh)	Total (P/KWh)
1	अंडमान एण्ड निकोबार	Andaman & Nicobar Island	01.08.2022	413	0	413
2	आंध्र प्रदेश	Andhra Pradesh	01.04.2022	444	6	450
3	अरुणाचल प्रदेश	Arunachal Pradesh	01.06.2018	400	0	400
4	असम	Assam	01.04.2022	642	32	674
5	बिहार (शहरी क्षेत्र)	Bihar (Urban Areas)	01.04.2022	693	42	734
	(ग्रामीण क्षेत्र)	(Rural Areas)		648	39	686
6	चंडीगढ़	Chandigarh	01.07.2022	328	9	337
7	छत्तीसगढ़	Chhattisgarh	01.04.2022	400	42	442
8	दादरा एवं नागर हवेली	Dadra & Nagar Haveli	01.04.2022	223	0	223
9	दमन एवं दीव	Daman & Diu	01.04.2022	205	0	205
10	दिल्ली-(बी.वाइ.पी.एल./बी.आर.पी.एल./टी.पी.डी.डी.एल.)	Delhi-(BYPL/BRPL/TPDDL)	01.10.2021	320	15	335
11	दिल्ली-(एन.डी.एम.सी.)	Delhi-(NDMC)	01.10.2021	320	15	335
12	गोवा	Goa	01.04.2022	218	20	238
13	गुजरात	Gujarat (Urban Areas)	01.04.2022	379	57	436
		(Rural Areas)		339	25	364
14	गुजरात-(टॉरेंट पावर लि., अहमदाबाद)	Gujarat-(Torrent Power Ltd., Ahmedabad)	01.04.2022	389	58	447
15	गुजरात-(टॉरेंट पावर लि., सुरत)	Gujarat-(Torrent Power Ltd., Surat)	01.04.2022	396	59	456
16	हरियाणा	Haryana	01.04.2022	338	10	348
17	हिमाचल प्रदेश	Himachal Pradesh	01.04.2022	491	13	505
18	जम्मू व कश्मीर	Jammu & Kashmir	13.10.2022	208	30	238
19	झारखंड	Jharkhand (Urban Areas)	01.10.2020	663	38	700
		(Rural Areas)		585	35	620
20	कर्नाटक	Karnataka	01.04.2022			
		Bruhat Bangalore Mahangara Palike, Municipal Corp.& all Urban		706	54	760
		Areas under Village Panchayats		669	52	721
21	केरल	Kerala	26.06.2022	573	47	620
22	लद्दाख	Ladakh	01.10.2022	208	30	238
23	लक्षद्वीप	Lakshadweep	01.04.2022	265	0	265
24	मध्य प्रदेश	Madhya Pradesh (Urban Areas)	08.04.2022	788	83	870
		(Rural Areas)		758	80	837
25	महाराष्ट्र	Maharashtra	01.04.2022	723	116	838
26	महाराष्ट्र-मुंबई-(बी.ई.एस.टी.)	Maharashtra - Mumbai-(B.E.S.T)	01.04.2022	510	108	617
27	महाराष्ट्र-मुंबई-(अडानी एलेक्ट्रिसिटी)	Maharashtra - Mumbai-(Adani Electricity)	01.04.2022	610	124	733
28	महाराष्ट्र-मुंबई-(टाटा)	Maharashtra - Mumbai-(TATA's)	01.04.2022	537	112	648
29	मणिपुर	Manipur	01.04.2022	618	0	618
30	मिजोरम	Mizoram	01.04.2022	650	0	650
31	मेघालय	Meghalaya	01.04.2022	490	5	495
32	नागालैंड	Nagaland	01.07.2022	583	0	583
33	ओडिशा	Odisha	01.04.2022	455	17	472
34	पुडुचेरी	Puducherry	01.04.2022	270	0	270
35	पंजाब	Punjab	01.04.2022	502	65	567
36	राजस्थान	Rajasthan	01.09.2022	765	55	820
37	सिक्किम	Sikkim	01.04.2022	225	0	225
38	तमिल नाडु	Tamil Nadu	10.09.2022	281	0	281
39	तेलंगाना	Telangana	01.04.2022	465	6	471
40	त्रिपुरा	Tripura	01.09.2022	556	28	584
41	उत्तराखण्ड	Uttarakhand	01.04.2022	425	15	440
42	उत्तर प्रदेश	Uttar Pradesh (URBAN)	29.07.2022	673	34	706
		(RURAL)		479	24	503
43	पश्चिम बंगाल	West Bengal (URBAN)	01.04.2022	712	0	712
		(RURAL)		701	0	701
44	डी.वी.सी. - (झारखंड)	D.V.C. (Jharkhand Area)	01.02.2023	463	26	488

सारणी सं० 1(ग): घरेलू 4 कि०. वा०. (400 यूनिट/माह)
TABLE NO.1(c): DOMESTIC 4 KW (400 Units/Month)

क्रमांक Sr. No.	युटिलिटी का नाम	Name of Utility	Tariff effective from	Av. Rate (P/KWh)	Duty/Tax (P/KWh)	Total (P/KWh)
1	अंडमान एण्ड निकोबार	Andaman & Nicobar Island	01.08.2022	604	0	604
2	आंध्र प्रदेश	Andhra Pradesh	01.04.2022	647	6	653
3	अरुणाचल प्रदेश	Arunachal Pradesh	01.06.2018	400	0	400
4	असम	Assam	01.04.2022	721	36	757
5	बिहार (शहरी क्षेत्र)	Bihar (Urban Areas)	01.04.2022	769	46	815
	(ग्रामीण क्षेत्र)	(Rural Areas)		659	40	698
6	चंडीगढ़	Chandigarh	01.07.2022	384	9	393
7	छत्तीसगढ़	Chhattisgarh	01.04.2022	475	50	525
8	दादरा एवं नागर हवेली	Dadra & Nagar Haveli	01.04.2022	256	0	256
9	दमन एवं दीव	Daman & Diu	01.04.2022	248	0	248
10	दिल्ली-(बी.वाइ.पी.एल./बी.आर.पी.एल./टी.पी.डी.डी.एल.)	Delhi-(BYPL/BRPL/TPDDL)	01.10.2021	425	19	444
11	दिल्ली-(एन.डी.एम.सी.)	Delhi-(NDMC)	01.10.2021	425	19	444
12	गोवा	Goa	01.04.2022	290	20	310
13	गुजरात	Gujarat (Urban Areas)	01.04.2022	439	66	505
		(Rural Areas)		403	30	433
14	गुजरात-(टॉरेंट पावर लि., अहमदाबाद)	Gujarat-(Torrent Power Ltd., Ahmedabad)	01.04.2022	444	67	511
15	गुजरात-(टॉरेंट पावर लि., सुरत)	Gujarat-(Torrent Power Ltd., Surat)	01.04.2022	441	66	507
16	हरियाणा	Haryana	01.04.2022	471	10	481
17	हिमाचल प्रदेश	Himachal Pradesh	01.04.2022	513	15	528
18	जम्मू व कश्मीर	Jammu & Kashmir	13.10.2022	283	41	324
19	झारखंड	Jharkhand (Urban Areas)	01.10.2020	644	38	681
		(Rural Areas)		580	35	615
20	कर्नाटक	Karnataka	01.04.2022			
		Bruhat Bangalore Mahangara Palike, Municipal Corp.& all Urban		818	64	882
		Areas under Village Panchayats		769	61	830
21	केरल	Kerala	26.06.2022	910	74	984
22	लद्दाख	Ladakh	01.10.2022	283	41	324
23	लक्षद्वीप	Lakshadweep	01.04.2022	455	0	455
24	मध्य प्रदेश	Madhya Pradesh (Urban Areas)	08.04.2022	866	97	963
		(Rural Areas)		856	96	952
25	महाराष्ट्र	Maharashtra	01.04.2022	872	139	1011
26	महाराष्ट्र-मुंबई-(बी.ई.एस.टी.)	Maharashtra - Mumbai-(B.E.S.T)	01.04.2022	616	125	741
27	महाराष्ट्र-मुंबई-(अडानी एलेक्ट्रिसिटी)	Maharashtra - Mumbai-(Adani Electricity)	01.04.2022	671	133	804
28	महाराष्ट्र-मुंबई-(टाटा)	Maharashtra - Mumbai-(TATA's)	01.04.2022	657	131	788
29	मणिपुर	Manipur	01.04.2022	679	0	679
30	मिजोरम	Mizoram	01.04.2022	760	0	760
31	मेघालय	Meghalaya	01.04.2022	580	5	585
32	नागालैंड	Nagaland	01.07.2022	631	0	631
33	ओडिशा	Odisha	01.04.2022	528	20	548
34	पुडुचेरी	Puducherry	01.04.2022	436	0	436
35	पंजाब	Punjab	01.04.2022	628	82	710
36	राजस्थान	Rajasthan	01.09.2022	775	55	830
37	सिक्किम	Sikkim	01.04.2022	288	0	288
38	तमिल नाडु	Tamil Nadu	10.09.2022	569	0	569
39	तेलंगाना	Telangana	01.04.2022	713	6	719
40	त्रिपुरा	Tripura	01.09.2022	612	31	643
41	उत्तराखण्ड	Uttarakhand	01.04.2022	538	15	553
42	उत्तर प्रदेश	Uttar Pradesh (URBAN)	29.07.2022	704	35	739
		(RURAL)		547	27	574
43	पश्चिम बंगाल	West Bengal (URBAN)	01.04.2022	790	79	869
		(RURAL)		778	78	856
44	डी.वी.सी.- (झारखंड)	D.V.C. (Jharkhand Area)	01.02.2023	444	26	469

Chart 1(c): Domestic 4 KW (400 Units/ Month)

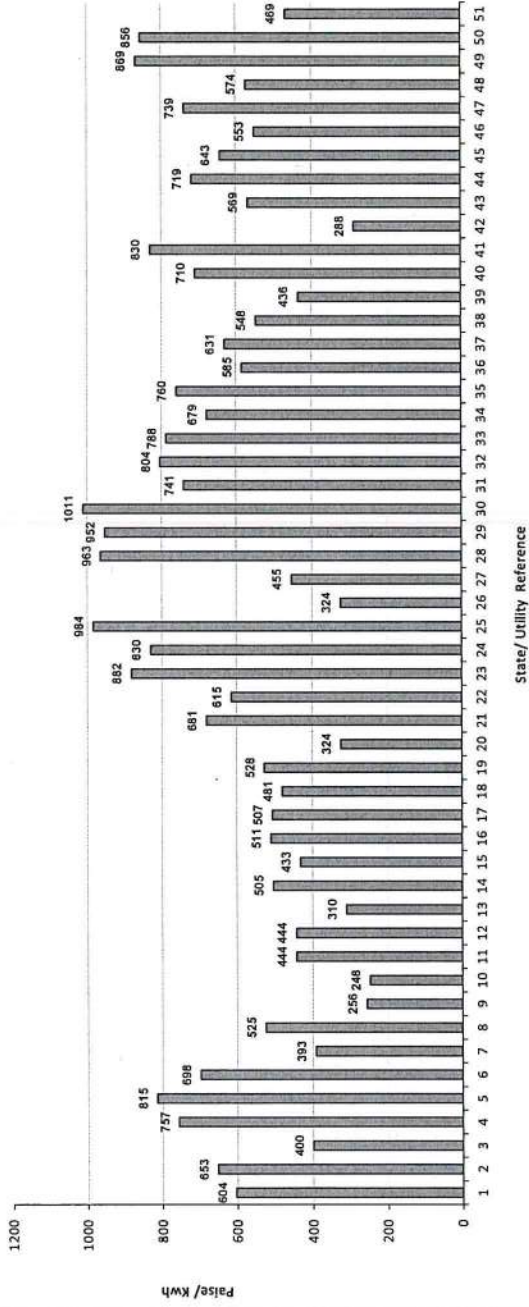
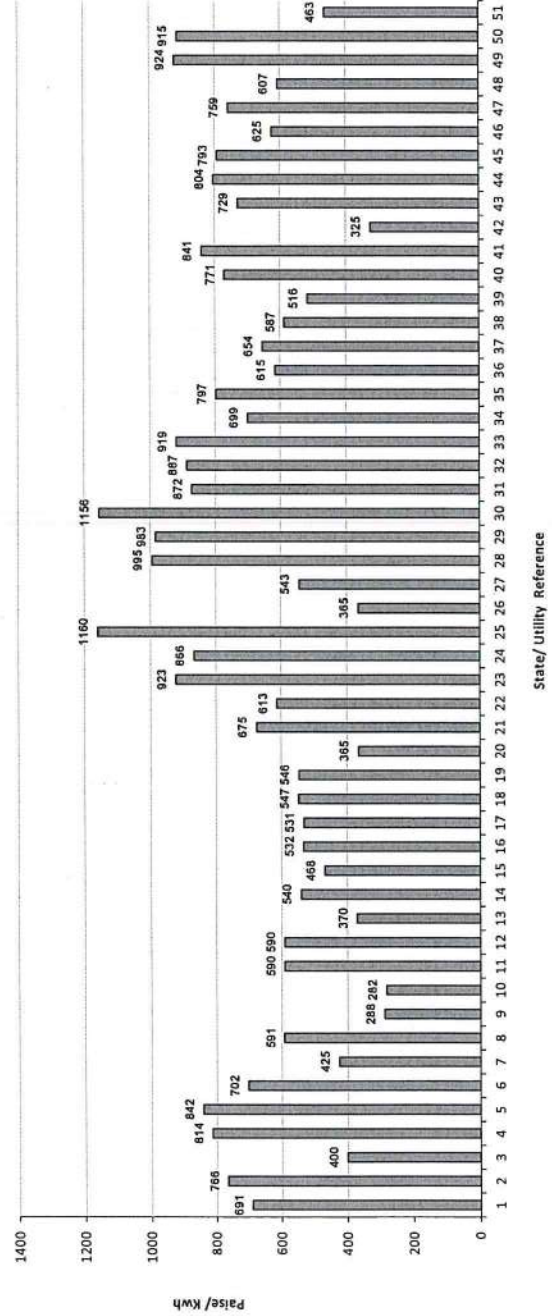


Chart 1(d): Domestic 6 KW (600 Units/ Month)



सारणी सं० 1(घ): घरेलू 6 कि०. वा०. (600 यूनिट/माह)
TABLE NO.1(d): DOMESTIC 6 KW (600 Units/Month)

क्रमांक Sr. No.	युटिलिटी का नाम	Name of Utility	Tariff effective from	Av. Rate (P/KWh)	Duty/Tax (P/KWh)	Total (P/KWh)
1	अंडमान एण्ड निकोबार	Andaman & Nicobar Island	01.08.2022	691	0	691
2	आंध्र प्रदेश	Andhra Pradesh	01.04.2022	760	6	766
3	अरुणाचल प्रदेश	Arunachal Pradesh	01.06.2018	400	0	400
4	असम	Assam	01.04.2022	775	39	814
5	बिहार (शहरी क्षेत्र)	Bihar (Urban Areas)	01.04.2022	794	48	842
	(ग्रामीण क्षेत्र)	(Rural Areas)		663	40	702
6	चंडीगढ़	Chandigarh	01.07.2022	416	9	425
7	छत्तीसगढ़	Chhattisgarh	01.04.2022	535	56	591
8	दादरा एवं नागर हवेली	Dadra & Nagar Haveli	01.04.2022	288	0	288
9	दमन एवं दीव	Daman & Diu	01.04.2022	282	0	282
10	दिल्ली-(बी.वाइ.पी.एल./बी.आर.पी.एल./टी.पी.डी.डी.एल.)	Delhi-(BYPL/BRPL/TPDDL)	01.10.2021	567	23	590
11	दिल्ली-(एन.डी.एम.सी.)	Delhi-(NDMC)	01.10.2021	567	23	590
12	गोवा	Goa	01.04.2022	350	20	370
13	गुजरात	Gujarat (Urban Areas)	01.04.2022	469	70	540
		(Rural Areas)		435	33	468
14	गुजरात-(टॉरेंट पावर लि., अहमदाबाद)	Gujarat-(Torrent Power Ltd., Ahmedabad)	01.04.2022	463	69	532
15	गुजरात-(टॉरेंट पावर लि., सुरत)	Gujarat-(Torrent Power Ltd., Surat)	01.04.2022	462	69	531
16	हरियाणा	Haryana	01.04.2022	537	10	547
17	हिमाचल प्रदेश	Himachal Pradesh	01.04.2022	530	15	546
18	जम्मू व कश्मीर	Jammu & Kashmir	13.10.2022	318	47	365
19	झारखंड	Jharkhand (Urban Areas)	01.10.2020	638	38	675
		(Rural Areas)		578	35	613
20	कर्नाटक	Karnataka	01.04.2022			
		Bruhat Bangalore Mahanagara Palike, Municipal Corp.& all Urban		855	67	923
		Areas under Village Panchayats		803	63	866
21	केरल	Kerala	26.06.2022	1075	85	1160
22	लद्दाख	Ladakh	01.10.2022	318	47	365
23	लक्षद्वीप	Lakshadweep	01.04.2022	543	0	543
24	मध्य प्रदेश	Madhya Pradesh (Urban Areas)	08.04.2022	892	103	995
		(Rural Areas)		882	101	983
25	महाराष्ट्र	Maharashtra	01.04.2022	997	159	1156
26	महाराष्ट्र-मुंबई-(बी.ई.एस.टी.)	Maharashtra - Mumbai-(B.E.S.T)	01.04.2022	729	143	872
27	महाराष्ट्र-मुंबई-(अडानी एलेक्ट्रिसिटी)	Maharashtra - Mumbai-(Adani Electricity)	01.04.2022	742	145	887
28	महाराष्ट्र-मुंबई-(टाटा)	Maharashtra - Mumbai-(TATA's)	01.04.2022	770	149	919
29	मणिपुर	Manipur	01.04.2022	699	0	699
30	मिजोरम	Mizoram	01.04.2022	797	0	797
31	मेघालय	Meghalaya	01.04.2022	610	5	615
32	नागालैंड	Nagaland	01.07.2022	654	0	654
33	ओडिशा	Odisha	01.04.2022	565	22	587
34	पुडुचेरी	Puducherry	01.04.2022	516	0	516
35	पंजाब	Punjab	01.04.2022	682	89	771
36	राजस्थान	Rajasthan	01.09.2022	786	55	841
37	सिक्किम	Sikkim	01.04.2022	325	0	325
38	तमिल नाडु	Tamil Nadu	10.09.2022	729	0	729
39	तेलंगाना	Telangana	01.04.2022	798	6	804
40	त्रिपुरा	Tripura	01.09.2022	755	38	793
41	उत्तराखण्ड	Uttarakhand	01.04.2022	610	15	625
42	उत्तर प्रदेश	Uttar Pradesh (URBAN)	29.07.2022	723	36	759
		(RURAL)		578	29	607
43	पश्चिम बंगाल	West Bengal (URBAN)	01.04.2022	840	84	924
		(RURAL)		832	83	915
44	डी.वी.सी.- (झारखंड)	D.V.C. (Jharkhand Area)	01.02.2023	438	26	463

सारणी सं० 1(इ): घरेलू 8 कि०. वा०. (800 यूनिट/माह)
TABLE NO.1(e): DOMESTIC 8 KW (800 Units/Month)

क्रमांक Sr. No.	युटिलिटी का नाम	Name of Utility	Tariff effective from	Av. Rate (P/KWh)	Duty/Tax (P/KWh)	Total (P/KWh)
1	अंडमान एण्ड निकोबार	Andaman & Nicobar Island	01.08.2022	752	0	752
2	आंध्र प्रदेश	Andhra Pradesh	01.04.2022	816	6	822
3	अरुणाचल प्रदेश	Arunachal Pradesh	01.06.2018	400	0	400
4	असम	Assam	01.04.2022	775	39	814
5	बिहार (शहरी क्षेत्र)	Bihar (Urban Areas)	01.04.2022	807	48	855
	(ग्रामीण क्षेत्र)	(Rural Areas)		664	40	704
6	चंडीगढ़	Chandigarh	01.07.2022	432	9	441
7	छत्तीसगढ़	Chhattisgarh	01.04.2022	606	64	670
8	दादरा एवं नागर हवेली	Dadra & Nagar Haveli	01.04.2022	303	0	303
9	दमन एवं दीव	Daman & Diu	01.04.2022	299	0	299
10	दिल्ली-(बी.वाइ.पी.एल./बी.आर.पी.एल./टी.पी.डी.डी.एल.)	Delhi-(BYPL/BRPL/TPDDL)	01.10.2021	613	26	638
11	दिल्ली-(एन.डी.एम.सी.)	Delhi-(NDMC)	01.10.2021	613	26	638
12	गोवा	Goa	01.04.2022	380	20	400
13	गुजरात	Gujarat (Urban Areas)	01.04.2022	485	73	558
		(Rural Areas)		452	34	486
14	गुजरात-(टॉरेंट पावर लि., अहमदाबाद)	Gujarat-(Torrent Power Ltd., Ahmedabad)	01.04.2022	477	72	549
15	गुजरात-(टॉरेंट पावर लि., सुरत)	Gujarat-(Torrent Power Ltd., Surat)	01.04.2022	478	72	549
16	हरियाणा	Haryana	01.04.2022	580	10	590
17	हिमाचल प्रदेश	Himachal Pradesh	01.04.2022	539	16	555
18	जम्मू व कश्मीर	Jammu & Kashmir	13.10.2022	336	49	385
19	झारखंड	Jharkhand (Urban Areas)	01.10.2020	634	38	672
		(Rural Areas)		578	35	612
20	कर्नाटक	Karnataka	01.04.2022			
		Bruhat Bangalore Mahangara Palike, Municipal Corp.& all Urban		874	69	943
		Areas under Village Panchayats		820	65	885
21	केरल	Kerala	26.06.2022	1075	85	1160
22	लददाख	Ladakh	01.10.2022	336	49	385
23	लक्षद्वीप	Lakshadweep	01.04.2022	588	0	588
24	मध्य प्रदेश	Madhya Pradesh (Urban Areas)	08.04.2022	905	105	1010
		(Rural Areas)		895	104	999
25	महाराष्ट्र	Maharashtra	01.04.2022	1078	172	1250
26	महाराष्ट्र-मुंबई-(बी.ई.एस.टी.)	Maharashtra - Mumbai-(B.E.S.T)	01.04.2022	802	154	957
27	महाराष्ट्र-मुंबई-(अडानी एलेक्ट्रिसिटी)	Maharashtra - Mumbai-(Adani Electricity)	01.04.2022	788	152	940
28	महाराष्ट्र-मुंबई-(टाटा)	Maharashtra - Mumbai-(TATA's)	01.04.2022	832	159	991
29	मणिपुर	Manipur	01.04.2022	709	0	709
30	मिजोरम	Mizoram	01.04.2022	815	0	815
31	मेघालय	Meghalaya	01.04.2022	625	5	630
32	नागालैंड	Nagaland	01.07.2022	666	0	666
33	ओडिशा	Odisha	01.04.2022	584	23	606
34	पुडुचेरी	Puducherry	01.04.2022	556	0	556
35	पंजाब	Punjab	01.04.2022	784	102	886
36	राजस्थान	Rajasthan	01.09.2022	788	55	843
37	सिक्किम	Sikkim	01.04.2022	344	0	344
38	तमिल नाडु	Tamil Nadu	10.09.2022	822	0	822
39	तेलंगाना	Telangana	01.04.2022	839	6	845
40	त्रिपुरा	Tripura	01.09.2022	755	38	793
41	उत्तराखण्ड	Uttarakhand	01.04.2022	641	15	656
42	उत्तर प्रदेश	Uttar Pradesh (URBAN)	29.07.2022	732	37	768
		(RURAL)		593	30	623
43	पश्चिम बंगाल	West Bengal (URBAN)	01.04.2022	864	86	951
		(RURAL)		858	86	944
44	डी.वी०.सी०.- (झारखंड)	D.V.C. (Jharkhand Area)	01.02.2023	434	26	460

Chart 1(e): Domestic 8 KW (800 Units/ Month)

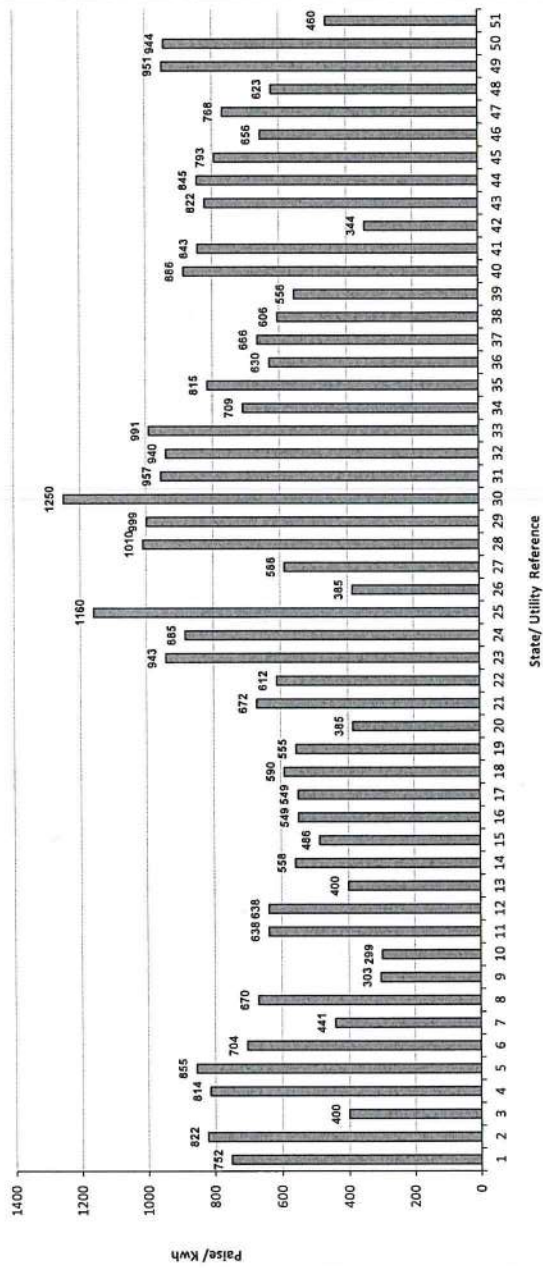
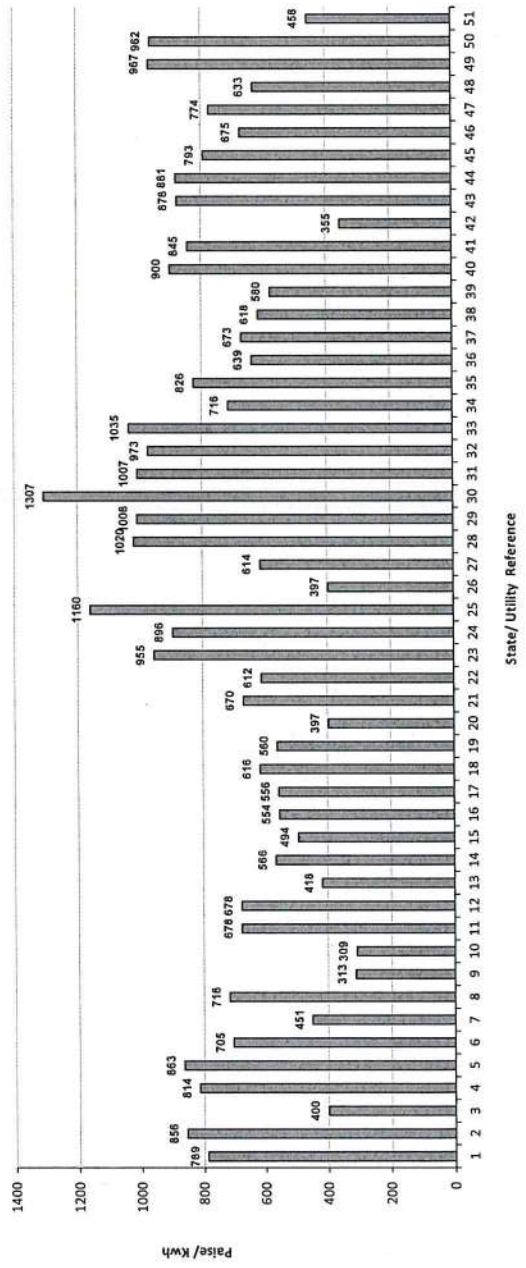


Chart 1(f): Domestic 10 KW (1000 Units/ Month)



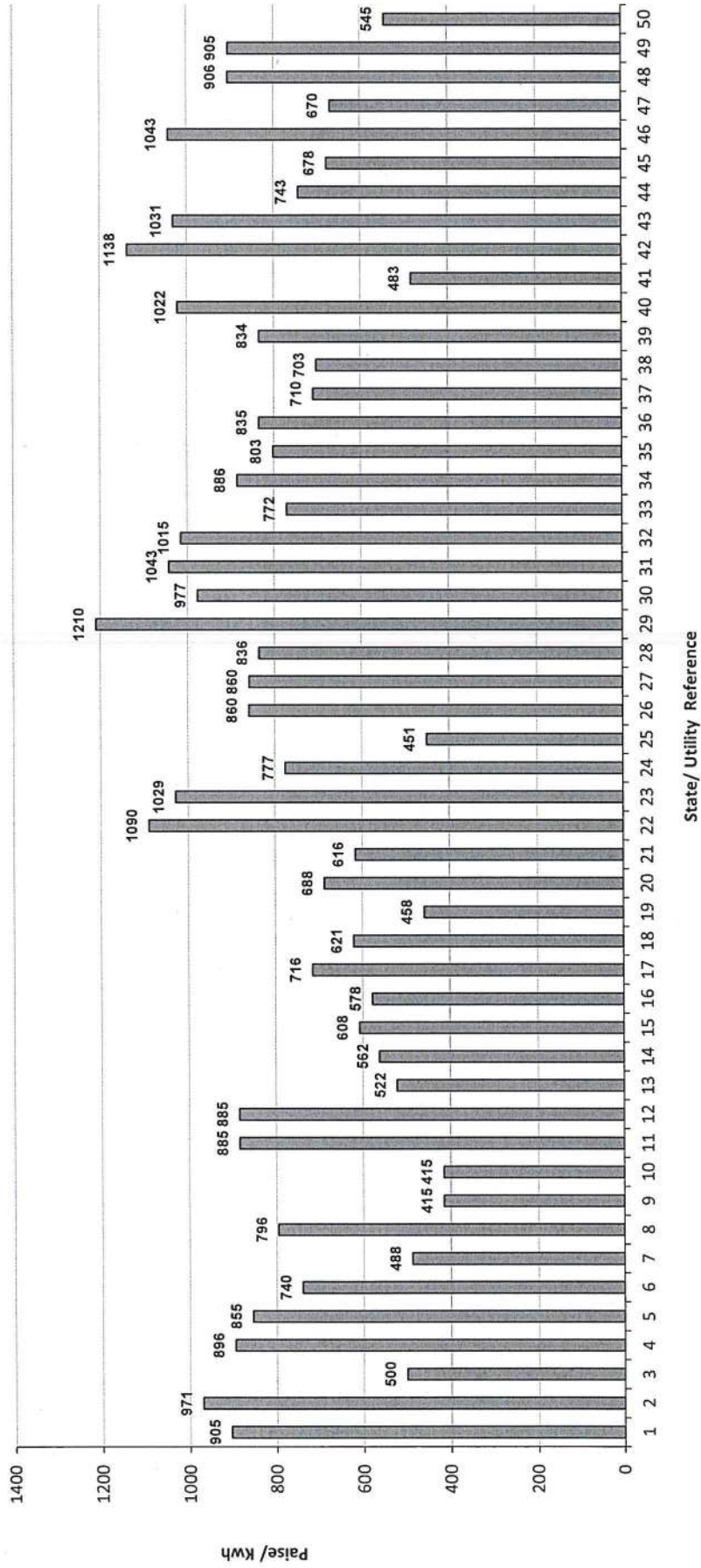
सारणी सं० 1(च): घरेलू 10 कि०. वा०. (1000 यूनिट/माह)
TABLE NO.1(f) : DOMESTIC 10 KW (1000 Units/Month)

क्रमांक Sr. No.	युटिलिटी का नाम	Name of Utility	Tariff effective from	Av. Rate (P/KWh)	Duty/Tax (P/KWh)	Total (P/KWh)
1	अंडमान एण्ड निकोबार	Andaman & Nicobar Island	01.08.2022	789	0	789
2	आंध्र प्रदेश	Andhra Pradesh	01.04.2022	850	6	856
3	अरुणाचल प्रदेश	Arunachal Pradesh	01.06.2018	400	0	400
4	असम	Assam	01.04.2022	775	39	814
5	बिहार (शहरी क्षेत्र)	Bihar (Urban Areas)	01.04.2022	815	49	863
	(ग्रामीण क्षेत्र)	(Rural Areas)		666	40	705
6	चंडीगढ़	Chandigarh	01.07.2022	442	9	451
7	छत्तीसगढ़	Chhattisgarh	01.04.2022	649	69	718
8	दादरा एवं नागर हवेली	Dadra & Nagar Haveli	01.04.2022	313	0	313
9	दमन एवं दीव	Daman & Diu	01.04.2022	309	0	309
10	दिल्ली-(बी.वाइ.पी.एल./बी.आर.पी.एल./टी.पी.डी.डी.एल.)	Delhi-(BYPL/BRPL/TPDDL)	01.10.2021	650	28	678
11	दिल्ली-(एन.डी.एम.सी.)	Delhi-(NDMC)	01.10.2021	650	28	678
12	गोवा	Goa	01.04.2022	398	20	418
13	गुजरात	Gujarat (Urban Areas)	01.04.2022	492	74	566
		(Rural Areas)		460	34	494
14	गुजरात-(टॉरेंट पावर लि., अहमदाबाद)	Gujarat-(Torrent Power Ltd., Ahmedabad)	01.04.2022	482	72	554
15	गुजरात-(टॉरेंट पावर लि., सुरत)	Gujarat-(Torrent Power Ltd., Surat)	01.04.2022	483	72	556
16	हरियाणा	Haryana	01.04.2022	606	10	616
17	हिमाचल प्रदेश	Himachal Pradesh	01.04.2022	544	16	560
18	जम्मू व कश्मीर	Jammu & Kashmir	13.10.2022	346	51	397
19	झारखंड	Jharkhand (Urban Areas)	01.10.2020	633	38	670
		(Rural Areas)		577	35	612
20	कर्नाटक	Karnataka	01.04.2022			
		Bruhat Bangalore Mahangara Palike, Municipal Corp.& all Urban		885	70	955
		Areas under Village Panchayats		830	66	896
21	केरल	Kerala	26.06.2022	1075	85	1160
22	लद्दाख	Ladakh	01.10.2022	346	51	397
23	लक्षद्वीप	Lakshadweep	01.04.2022	614	0	614
24	मध्य प्रदेश	Madhya Pradesh (Urban Areas)	08.04.2022	913	107	1020
		(Rural Areas)		903	106	1008
25	महाराष्ट्र	Maharashtra	01.04.2022	1126	180	1307
26	महाराष्ट्र-मुंबई-(बी.ई.एस.टी.)	Maharashtra - Mumbai-(B.E.S.T)	01.04.2022	846	161	1007
27	महाराष्ट्र-मुंबई-(अडानी एलेक्ट्रिसिटी)	Maharashtra - Mumbai-(Adani Electricity)	01.04.2022	816	157	973
28	महाराष्ट्र-मुंबई-(टाटा)	Maharashtra - Mumbai-(TATA's)	01.04.2022	870	165	1035
29	मणिपुर	Manipur	01.04.2022	716	0	716
30	मिजोरम	Mizoram	01.04.2022	826	0	826
31	मेघालय	Meghalaya	01.04.2022	634	5	639
32	नागालैंड	Nagaland	01.07.2022	673	0	673
33	ओडिशा	Odisha	01.04.2022	595	23	618
34	पुडुचेरी	Puducherry	01.04.2022	580	0	580
35	पंजाब	Punjab	01.04.2022	796	104	900
36	राजस्थान	Rajasthan	01.09.2022	790	55	845
37	सिक्किम	Sikkim	01.04.2022	355	0	355
38	तमिल नाडु	Tamil Nadu	10.09.2022	878	0	878
39	तेलंगाना	Telangana	01.04.2022	875	6	881
40	त्रिपुरा	Tripura	01.09.2022	755	38	793
41	उत्तराखण्ड	Uttarakhand	01.04.2022	660	15	675
42	उत्तर प्रदेश	Uttar Pradesh (URBAN)	29.07.2022	738	37	774
		(RURAL)		603	30	633
43	पश्चिम बंगाल	West Bengal (URBAN)	01.04.2022	879	88	967
		(RURAL)		875	87	962
44	डी.वी.सी.- (झारखंड)	D.V.C. (Jharkhand Area)	01.02.2023	433	26	458

सारणी सं० 2 (क): वाणिज्यिक 2 कि०. वा०. (300 यूनिट/माह)
TABLE NO.2(a): COMMERCIAL 2 KW (300 Units/Month)

क्रमांक Sr. No.	युटिलिटी का नाम	Name of Utility	Tariff effective from	Av. Rate (P/KWh)	Duty/Tax (P/KWh)	Total (P/KWh)
1	अंडमान एण्ड निकोबार	Andaman & Nicobar Island	01.08.2022	905	0	905
2	आंध्र प्रदेश	Andhra Pradesh	01.04.2022	871	100	971
3	अरुणाचल प्रदेश	Arunachal Pradesh	01.06.2018	500	0	500
4	असम	Assam	01.04.2022	853	43	896
5	बिहार (शहरी क्षेत्र)	Bihar (Urban Areas)	01.04.2022	807	48	855
	(ग्रामीण क्षेत्र)	(Rural Areas)		698	42	740
6	चंडीगढ़	Chandigarh	01.07.2022	477	11	488
7	छत्तीसगढ़	Chhattisgarh	01.04.2022	685	111	796
8	दादरा एवं नागर हवेली	Dadra & Nagar Haveli	01.04.2022	415	0	415
9	दमन एवं दीव	Daman & Diu	01.04.2022	415	0	415
10	दिल्ली-(बी.वाइ.पी.एल./बी.आर.पी.एल./टी.पी.डी.डी.एल.)	Delhi-(BYPL/BRPL/TPDDL)	01.10.2021	852	33	885
11	दिल्ली-(एन.डी.एम.सी.)	Delhi-(NDMC)	01.10.2021	852	33	885
12	गोवा	Goa	01.04.2022	452	70	522
13	गुजरात	Gujarat	01.04.2022	468	94	562
14	गुजरात-(टॉरेंट पावर लि., अहमदाबाद)	Gujarat-(Torrent Power Ltd., Ahmedabad)	01.04.2022	507	101	608
15	गुजरात-(टॉरेंट पावर लि., सुरत)	Gujarat-(Torrent Power Ltd., Surat)	01.04.2022	482	96	578
16	हरियाणा	Haryana	01.04.2022	706	10	716
17	हिमाचल प्रदेश	Himachal Pradesh	01.04.2022	578	42	621
18	जम्मू व कश्मीर	Jammu & Kashmir	13.10.2022	403	55	458
19	झारखंड	Jharkhand (Urban Areas)	01.10.2020	650	38	688
		(Rural Areas)		582	35	616
20	कर्नाटक	Karnataka	01.04.2022			
		Bruhat Bangalore Mahangara Palike, Municipal Corp. & all Urban		1007	83	1090
		Areas under Village Panchayats		950	79	1029
21	केरल	Kerala	26.06.2022	710	67	777
22	लद्दाख	Ladakh	01.10.2022	397	55	451
23	लक्षद्वीप	Lakshadweep	01.04.2022	860	0	860
24	मध्य प्रदेश	Madhya Pradesh (Urban Areas)	08.04.2022	754	106	860
		(Rural Areas)		733	103	836
25	महाराष्ट्र	Maharashtra	01.04.2022	984	226	1210
26	महाराष्ट्र-मुंबई-(बी.ई.एस.टी.)	Maharashtra - Mumbai-(B.E.S.T)	01.04.2022	780	198	977
27	महाराष्ट्र-मुंबई-(अडानी एलेक्ट्रिसिटी)	Maharashtra - Mumbai-(Adani Electricity)	01.04.2022	834	209	1043
28	महाराष्ट्र-मुंबई-(टाटा)	Maharashtra - Mumbai-(TATA's)	01.04.2022	811	204	1015
29	मणिपुर	Manipur	01.04.2022	772	0	772
30	मिजोरम	Mizoram	01.04.2022	886	0	886
31	मेघालय	Meghalaya	01.04.2022	797	6	803
32	नागालैंड	Nagaland	01.07.2022	835	0	835
33	ओडिशा	Odisha	01.04.2022	683	27	710
34	पुडुचेरी	Puducherry	01.04.2022	703	0	703
35	पंजाब	Punjab	01.04.2022	738	96	834
36	राजस्थान	Rajasthan	01.09.2022	957	65	1022
37	सिक्किम	Sikkim	01.04.2022	483	0	483
38	तमिल नाडु	Tamil Nadu	10.09.2022	1083	54	1138
39	तेलंगाना	Telangana	01.04.2022	1025	6	1031
40	त्रिपुरा	Tripura	01.09.2022	692	52	743
41	उत्तराखण्ड	Uttarakhand	01.04.2022	653	25	678
42	उत्तर प्रदेश	Uttar Pradesh (URBAN)	29.07.2022	970	73	1043
		(RURAL)		623	47	670
43	पश्चिम बंगाल	West Bengal (URBAN)	01.04.2022	824	82	906
		(RURAL)		823	82	905
44	डी.वी.सी.- (झारखंड)	D.V.C. (Jharkhand Area)	01.02.2023	520	25	545

Chart 2(a): Commercial 2 KW (300 Units/ Month)



सारणी सं० 2 (ख): वाणिज्यिक 5 कि०. वा०. (750 यूनिट/माह)
TABLE NO.2(b): COMMERCIAL 5 KW (750 Units/Month)

क्रमांक Sr. No.	युटिलिटी का नाम	Name of Utility	Tariff effective from	Av. Rate (P/KWh)	Duty/Tax (P/KWh)	Total (P/KWh)
1	अंडमान एण्ड निकोबार	Andaman & Nicobar Island	01.08.2022	1095	0	1095
2	आंध्र प्रदेश	Andhra Pradesh	01.04.2022	973	100	1073
3	अरुणाचल प्रदेश	Arunachal Pradesh	01.06.2018	500	0	500
4	असम	Assam	01.04.2022	853	43	896
5	बिहार (शहरी क्षेत्र)	Bihar (Urban Areas)	01.04.2022	839	50	889
	(ग्रामीण क्षेत्र)	(Rural Areas)		732	44	776
6	चंडीगढ़	Chandigarh	01.07.2022	497	11	508
7	छत्तीसगढ़	Chhattisgarh	01.04.2022	770	125	896
8	दादरा एवं नागर हवेली	Dadra & Nagar Haveli	01.04.2022	435	0	435
9	दमन एवं दीव	Daman & Diu	01.04.2022	435	0	435
10	दिल्ली-(बी.वाइ.पी.एल./बी.आर.पी.एल./टी.पी.डी.डी.एल.)	Delhi-(BYPL/BRPL/TPDDL)	01.10.2021	1130	47	1177
11	दिल्ली-(एन.डी.एम.सी.)	Delhi-(NDMC)	01.10.2021	852	33	885
12	गोवा	Goa	01.04.2022	506	70	576
13	गुजरात	Gujarat	01.04.2022	468	94	562
14	गुजरात-(टॉरेंट पावर लि., अहमदाबाद)	Gujarat-(Torrent Power Ltd., Ahmedabad)	01.04.2022	507	101	608
15	गुजरात-(टॉरेंट पावर लि., सुरत)	Gujarat-(Torrent Power Ltd., Surat)	01.04.2022	482	96	578
16	हरियाणा	Haryana	01.04.2022	706	10	716
17	हिमाचल प्रदेश	Himachal Pradesh	01.04.2022	549	42	592
18	जम्मू व कश्मीर	Jammu & Kashmir	13.10.2022	481	66	547
19	झारखंड	Jharkhand (Urban Areas)	01.10.2020	635	38	673
		(Rural Areas)		578	35	612
20	कर्नाटक	Karnataka	01.04.2022			
		Bruhat Bangalore Mahangara Palike, Municipal Corp.& all Urban		1017	84	1101
		Areas under Village Panchayats		960	80	1040
21	केरल	Kerala	26.06.2022	993	94	1087
22	लद्दाख	Ladakh	01.10.2022	474	66	540
22	लक्षद्वीप	Lakshadweep	01.04.2022	956	0	956
23	मध्य प्रदेश	Madhya Pradesh (Urban Areas)	08.04.2022	754	110	864
		(Rural Areas)		733	107	840
25	महाराष्ट्र	Maharashtra	01.04.2022	899	208	1107
26	महाराष्ट्र-मुंबई-(बी.ई.एस.टी.)	Maharashtra - Mumbai-(B.E.S.T)	01.04.2022	695	180	875
27	महाराष्ट्र-मुंबई-(अडानी एलेक्ट्रिसिटी)	Maharashtra - Mumbai-(Adani Electricity)	01.04.2022	749	191	940
28	महाराष्ट्र-मुंबई-(टाटा)	Maharashtra - Mumbai-(TATA's)	01.04.2022	726	186	912
29	मणिपुर	Manipur	01.04.2022	802	0	802
30	मिजोरम	Mizoram	01.04.2022	893	0	893
31	मेघालय	Meghalaya	01.04.2022	817	6	823
32	नागालैंड	Nagaland	01.07.2022	868	0	868
33	ओडिशा	Odisha	01.04.2022	741	29	770
34	पुडुचेरी	Puducherry	01.04.2022	761	0	761
35	पंजाब	Punjab	01.04.2022	748	97	845
36	राजस्थान	Rajasthan	01.09.2022	928	65	993
37	सिक्किम	Sikkim	01.04.2022	567	0	567
38	तमिल नाडु	Tamil Nadu	10.09.2022	1083	54	1138
39	तेलंगाना	Telangana	01.04.2022	1089	6	1095
40	त्रिपुरा	Tripura	01.09.2022	712	53	765
41	उत्तराखण्ड	Uttarakhand	01.04.2022	653	25	678
42	उत्तर प्रदेश	Uttar Pradesh (URBAN)	29.07.2022	1050	79	1129
		(RURAL)		623	47	670
43	पश्चिम बंगाल	West Bengal (URBAN)	01.04.2022	893	112	1005
		(RURAL)		893	112	1004
44	डी.वी.सी.- (झारखंड)	D.V.C. (Jharkhand Area)	01.02.2023	520	25	545

Chart 2(b): Commercial 5 KW (750 Units/ Month)

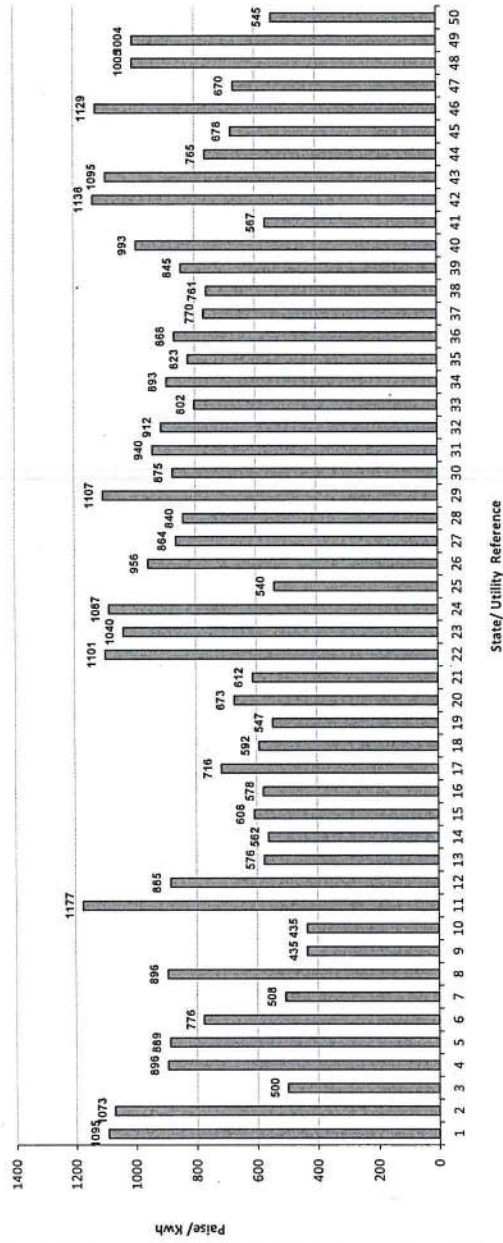
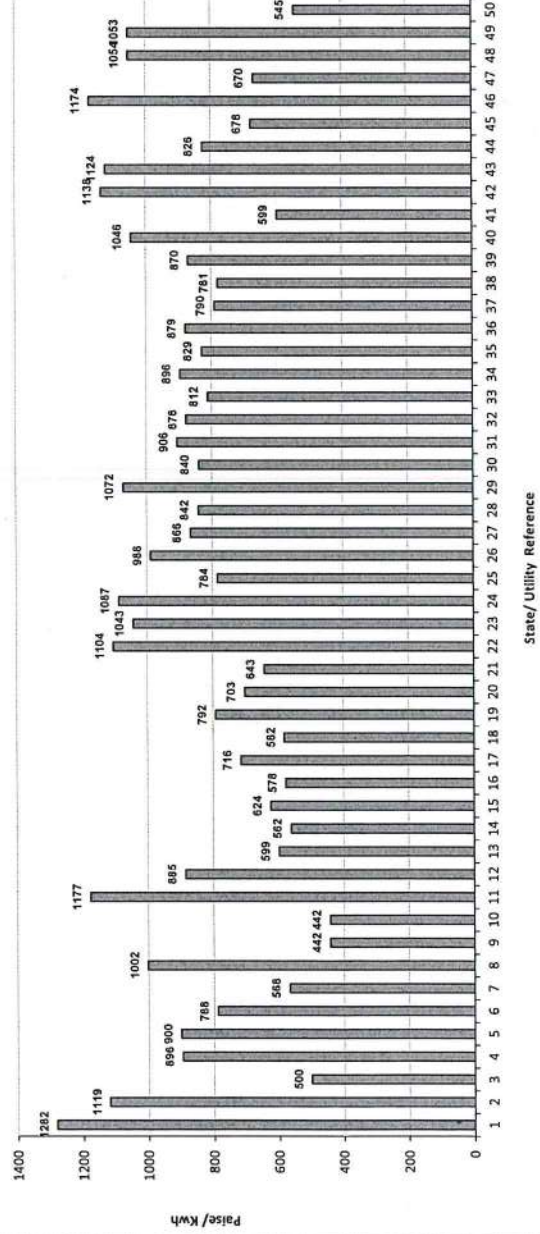


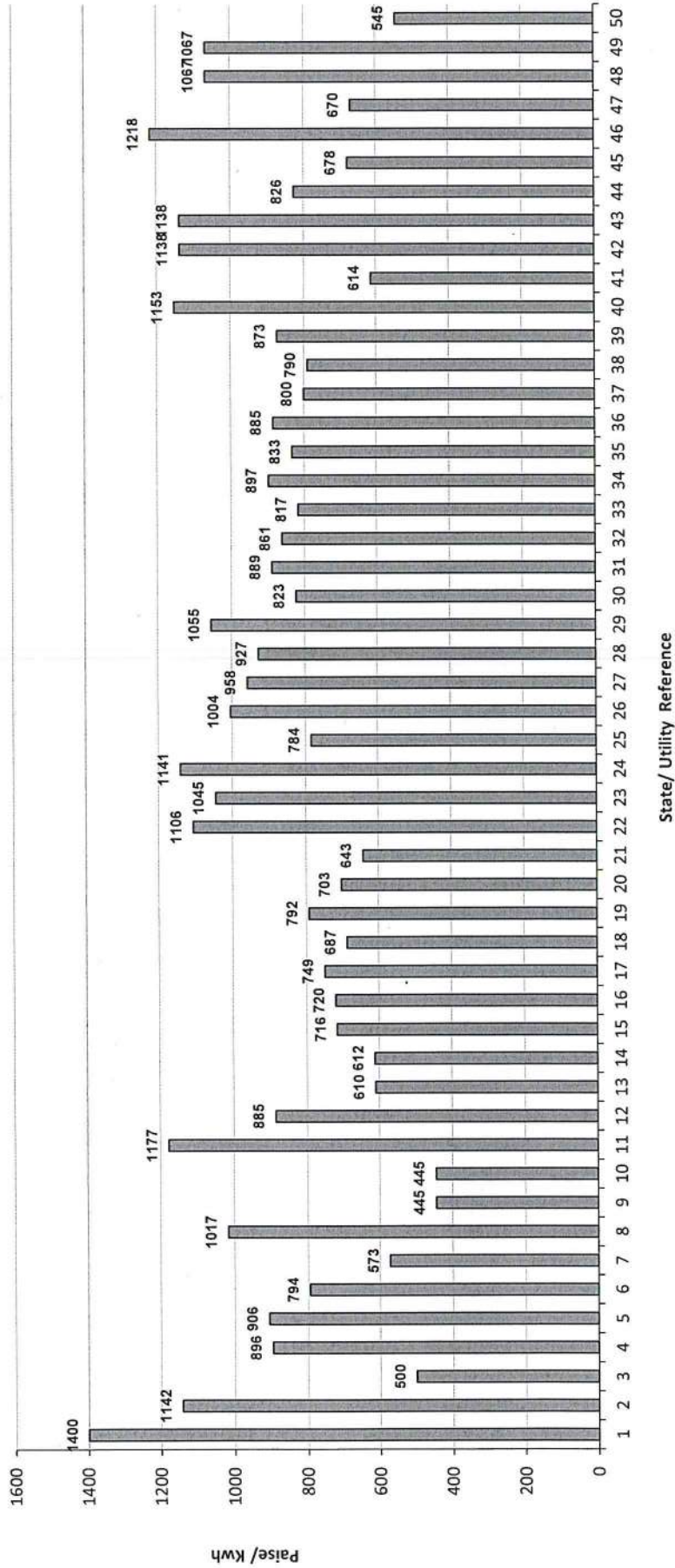
Chart 2(c): Commercial 10 KW (1500 Units/ Month)



सारणी सं० 2 (ग): वाणिज्यिक 10 कि०. वा०. (1500 यूनिट/माह)
TABLE NO.2(c): COMMERCIAL 10 KW (1500 Units/Month)

क्रमांक Sr. No.	युटिलिटी का नाम	Name of Utility	Tariff effective from	Av. Rate (P/KWh)	Duty/Tax (P/KWh)	Total (P/KWh)
1	अंडमान एण्ड निकोबार	Andaman & Nicobar Island	01.08.2022	1282	0	1282
2	आंध्र प्रदेश	Andhra Pradesh	01.04.2022	1019	100	1119
3	अरुणाचल प्रदेश	Arunachal Pradesh	01.06.2018	500	0	500
4	असम	Assam	01.04.2022	853	43	896
5	बिहार (शहरी क्षेत्र)	Bihar (Urban Areas)	01.04.2022	849	51	900
	(ग्रामीण क्षेत्र)	(Rural Areas)		744	45	788
6	चंडीगढ़	Chandigarh	01.07.2022	557	11	568
7	छत्तीसगढ़	Chhattisgarh	01.04.2022	868	134	1002
8	दादरा एवं नागर हवेली	Dadra & Nagar Haveli	01.04.2022	442	0	442
9	दमन एवं दीव	Daman & Diu	01.04.2022	442	0	442
10	दिल्ली-(बी.वाइ.पी.एल./बी.आर.पी.एल./टी.पी.डी.डी.एल.)	Delhi-(BYPL/BRPL/TPDDL)	01.10.2021	1130	47	1177
11	दिल्ली-(एन.डी.एम.सी.)	Delhi-(NDMC)	01.10.2021	852	33	885
12	गोवा	Goa	01.04.2022	529	70	599
13	गुजरात	Gujarat	01.04.2022	468	94	562
14	गुजरात-(टॉरेंट पावर लि., अहमदाबाद)	Gujarat-(Torrent Power Ltd., Ahmedabad)	01.04.2022	520	104	624
15	गुजरात-(टॉरेंट पावर लि., सुरत)	Gujarat-(Torrent Power Ltd., Surat)	01.04.2022	482	96	578
16	हरियाणा	Haryana	01.04.2022	706	10	716
17	हिमाचल प्रदेश	Himachal Pradesh	01.04.2022	540	42	582
18	जम्मू व कश्मीर	Jammu & Kashmir	13.10.2022	702	90	792
19	झारखंड	Jharkhand (Urban Areas)	01.10.2020	667	36	703
		(Rural Areas)		608	35	643
20	कर्नाटक	Karnataka	01.04.2022			
		Bruhat Bangalore Mahangara Palike, Municipal Corp.& all Urban		1020	84	1104
		Areas under Village Panchayats		963	80	1043
21	केरल	Kerala	26.06.2022	993	94	1087
22	लद्दाख	Ladakh	01.10.2022	694	90	784
23	लक्षद्वीप	Lakshadweep	01.04.2022	988	0	988
24	मध्य प्रदेश	Madhya Pradesh (Urban Areas)	08.04.2022	754	112	866
		(Rural Areas)		733	109	842
25	महाराष्ट्र	Maharashtra	01.04.2022	870	202	1072
26	महाराष्ट्र-मुंबई-(बी.ई.एस.टी.)	Maharashtra - Mumbai-(B.E.S.T)	01.04.2022	666	174	840
27	महाराष्ट्र-मुंबई-(अडानी एलेक्ट्रिसिटी)	Maharashtra - Mumbai-(Adani Electricity)	01.04.2022	720	185	906
28	महाराष्ट्र-मुंबई-(टाटा)	Maharashtra - Mumbai-(TATA's)	01.04.2022	697	180	878
29	मणिपुर	Manipur	01.04.2022	812	0	812
30	मिजोरम	Mizoram	01.04.2022	896	0	896
31	मेघालय	Meghalaya	01.04.2022	823	6	829
32	नागालैंड	Nagaland	01.07.2022	879	0	879
33	ओडिशा	Odisha	01.04.2022	761	30	790
34	पुडुचेरी	Puducherry	01.04.2022	781	0	781
35	पंजाब	Punjab	01.04.2022	770	100	870
36	राजस्थान	Rajasthan	01.09.2022	981	65	1046
37	सिक्किम	Sikkim	01.04.2022	599	0	599
38	तमिल नाडु	Tamil Nadu	10.09.2022	1083	54	1138
39	तेलंगाना	Telangana	01.04.2022	1118	6	1124
40	त्रिपुरा	Tripura	01.09.2022	768	58	826
41	उत्तराखण्ड	Uttarakhand	01.04.2022	653	25	678
42	उत्तर प्रदेश	Uttar Pradesh (URBAN)	29.07.2022	1092	82	1174
		(RURAL)		623	47	670
43	पश्चिम बंगाल	West Bengal (URBAN)	01.04.2022	916	137	1054
		(RURAL)		916	137	1053
44	डी.वी.सी.- (झारखंड)	D.V.C. (Jharkhand Area)	01.02.2023	520	25	545

Chart 2(d): Commercial 20 KW (3000 Units/ Month)



सारणी सं० 2 (घ): वाणिज्यिक 20 कि०. वा०. (3000 यूनिट/माह)
TABLE NO.2(d): COMMERCIAL 20 KW (3000 Units/Month)

क्रमांक Sr. No.	युटिलिटी का नाम	Name of Utility	Tariff effective from	Av. Rate (P/KWh)	Duty/Tax (P/KWh)	Total (P/KWh)
1	अंडमान एण्ड निकोबार	Andaman & Nicobar Island	01.08.2022	1400	0	1400
2	आंध्र प्रदेश	Andhra Pradesh	01.04.2022	1042	100	1142
3	अरुणाचल प्रदेश	Arunachal Pradesh	01.06.2018	500	0	500
4	असम	Assam	01.04.2022	853	43	896
5	बिहार (शहरी क्षेत्र)	Bihar (Urban Areas)	01.04.2022	855	51	906
	(ग्रामीण क्षेत्र)	(Rural Areas)		749	45	794
6	चंडीगढ़	Chandigarh	01.07.2022	562	11	573
7	छत्तीसगढ़	Chhattisgarh	01.04.2022	888	128	1017
8	दादरा एवं नागर हवेली	Dadra & Nagar Haveli	01.04.2022	445	0	445
9	दमन एवं दीव	Daman & Diu	01.04.2022	445	0	445
10	दिल्ली-(बी.वाइ.पी.एल./बी.आर.पी.एल./टी.पी.डी.डी.एल.)	Delhi-(BYPL/BRPL/TPDDL)	01.10.2021	1130	47	1177
11	दिल्ली-(एन.डी.एम.सी.)	Delhi-(NDMC)	01.10.2021	852	33	885
12	गोवा	Goa	01.04.2022	540	70	610
13	गुजरात	Gujarat	01.04.2022	510	102	612
14	गुजरात-(टॉरेंट पावर लि., अहमदाबाद)	Gujarat-(Torrent Power Ltd., Ahmedabad)	01.04.2022	597	119	716
15	गुजरात-(टॉरेंट पावर लि., सुरत)	Gujarat-(Torrent Power Ltd., Surat)	01.04.2022	600	120	720
16	हरियाणा	Haryana	01.04.2022	739	10	749
17	हिमाचल प्रदेश	Himachal Pradesh	01.04.2022	643	45	687
18	जम्मू व कश्मीर	Jammu & Kashmir	13.10.2022	702	90	792
19	झारखंड	Jharkhand (Urban Areas)	01.10.2020	667	36	703
		(Rural Areas)		608	35	643
20	कर्नाटक	Karnataka	01.04.2022			
		Bruhat Bangalore Mahangara Palike, Municipal Corp.& all Urban		1022	84	1106
		Areas under Village Panchayats		965	80	1045
21	केरल	Kerala	26.06.2022	1047	94	1141
22	लददाख	Ladakh	01.10.2022	694	90	784
23	लक्षद्वीप	Lakshadweep	01.04.2022	1004	0	1004
24	मध्य प्रदेश	Madhya Pradesh (Urban Areas)	08.04.2022	833	124	958
		(Rural Areas)		807	120	927
25	महाराष्ट्र	Maharashtra	01.04.2022	856	199	1055
26	महाराष्ट्र-मुंबई-(बी.ई.एस.टी.)	Maharashtra - Mumbai-(B.E.S.T)	01.04.2022	652	171	823
27	महाराष्ट्र-मुंबई-(अडानी एलेक्ट्रिसिटी)	Maharashtra - Mumbai-(Adani Electricity)	01.04.2022	706	182	889
28	महाराष्ट्र-मुंबई-(टाटा)	Maharashtra - Mumbai-(TATA's)	01.04.2022	683	178	861
29	मणिपुर	Manipur	01.04.2022	817	0	817
30	मिजोरम	Mizoram	01.04.2022	897	0	897
31	मेघालय	Meghalaya	01.04.2022	827	6	833
32	नागालैंड	Nagaland	01.07.2022	885	0	885
33	ओडिशा	Odisha	01.04.2022	770	30	800
34	पुडुचेरी	Puducherry	01.04.2022	790	0	790
35	पंजाब	Punjab	01.04.2022	773	100	873
36	राजस्थान	Rajasthan	01.09.2022	1088	65	1153
37	सिक्किम	Sikkim	01.04.2022	614	0	614
38	तमिल नाडु	Tamil Nadu	10.09.2022	1083	54	1138
39	तेलंगाना	Telangana	01.04.2022	1132	6	1138
40	त्रिपुरा	Tripura	01.09.2022	768	58	826
41	उत्तराखण्ड	Uttarakhand	01.04.2022	653	25	678
42	उत्तर प्रदेश	Uttar Pradesh (URBAN)	29.07.2022	1133	85	1218
		(RURAL)		623	47	670
43	पश्चिम बंगाल	West Bengal (URBAN)	01.04.2022	928	139	1067
		(RURAL)		928	139	1067
44	डी.वी.सी.- (झारखंड)	D.V.C. (Jharkhand Area)	01.02.2023	520	25	545

सारणी सं० 2 (इ): वाणिज्यिक 30 कि०. वा०. (4500 यूनिट/माह)
TABLE NO.2(e): COMMERCIAL 30 KW (4500 Units/Month)

क्रमांक Sr. No.	युटिलिटी का नाम	Name of Utility	Tariff effective from	Av. Rate (P/KWh)	Duty/Tax (P/KWh)	Total (P/KWh)
1	अंडमान एण्ड निकोबार	Andaman & Nicobar Island	01.08.2022	1440	0	1440
2	आंध्र प्रदेश	Andhra Pradesh	01.04.2022	1050	100	1150
3	अरुणाचल प्रदेश	Arunachal Pradesh	01.06.2018	500	0	500
4	असम	Assam	01.04.2022	917	46	963
5	बिहार (शहरी क्षेत्र)	Bihar (Urban Areas)	01.04.2022	856	51	908
	(ग्रामीण क्षेत्र)	(Rural Areas)		751	45	796
6	चंडीगढ़	Chandigarh	01.07.2022	563	11	574
7	छत्तीसगढ़	Chhattisgarh	01.04.2022	888	128	1017
8	दादरा एवं नागर हवेली	Dadra & Nagar Haveli	01.04.2022	446	0	446
9	दमन एवं दीव	Daman & Diu	01.04.2022	443	0	443
10	दिल्ली-(बी.वाइ.पी.एल./बी.आर.पी.एल./टी.पी.डी.डी.एल.)	Delhi-(BYPL/BRPL/TPDDL)	01.10.2021	1130	47	1177
11	दिल्ली-(एन.डी.एम.सी.)	Delhi-(NDMC)	01.10.2021	852	33	885
12	गोवा	Goa	01.04.2022	557	70	627
13	गुजरात	Gujarat	01.04.2022	514	103	617
14	गुजरात-(टॉरेंट पावर लि., अहमदाबाद)	Gujarat-(Torrent Power Ltd., Ahmedabad)	01.04.2022	597	119	716
15	गुजरात-(टॉरेंट पावर लि., सुरत)	Gujarat-(Torrent Power Ltd., Surat)	01.04.2022	600	120	720
16	हरियाणा	Haryana	01.04.2022	818	10	828
17	हिमाचल प्रदेश	Himachal Pradesh	01.04.2022	643	45	687
18	जम्मू व कश्मीर	Jammu & Kashmir	13.10.2022	702	90	792
19	झारखंड	Jharkhand (Urban Areas)	01.10.2020	667	36	703
		(Rural Areas)		608	35	643
20	कर्नाटक	Karnataka	01.04.2022			
		Bruhat Bangalore Mahangara Palike, Municipal Corp.& all Urban		1022	85	1107
		Areas under Village Panchayats		966	80	1046
21	केरल	Kerala	26.06.2022	1047	94	1141
22	लददाख	Ladakh	01.10.2022	694	90	784
23	लक्षद्वीप	Lakshadweep	01.04.2022	1009	0	1009
24	मध्य प्रदेश	Madhya Pradesh (Urban Areas)	08.04.2022	833	124	958
		(Rural Areas)		807	120	927
25	महाराष्ट्र	Maharashtra	01.04.2022	1530	340	1871
26	महाराष्ट्र-मुंबई-(बी.ई.एस.टी.)	Maharashtra - Mumbai-(B.E.S.T)	01.04.2022	905	224	1129
27	महाराष्ट्र-मुंबई-(अडानी एलेक्ट्रिसिटी)	Maharashtra - Mumbai-(Adani Electricity)	01.04.2022	1010	246	1256
28	महाराष्ट्र-मुंबई-(टाटा)	Maharashtra - Mumbai-(TATA's)	01.04.2022	937	231	1168
29	मणिपुर	Manipur	01.04.2022	818	0	818
30	मिजोरम	Mizoram	01.04.2022	898	0	898
31	मेघालय	Meghalaya	01.04.2022	828	6	834
32	नागालैंड	Nagaland	01.07.2022	886	0	886
33	ओडिशा	Odisha	01.04.2022	774	30	804
34	पुडुचेरी	Puducherry	01.04.2022	794	0	794
35	पंजाब	Punjab	01.04.2022	780	101	881
36	राजस्थान	Rajasthan	01.09.2022	1090	65	1155
37	सिक्किम	Sikkim	01.04.2022	698	0	698
38	तमिल नाडु	Tamil Nadu	10.09.2022	1083	54	1138
39	तेलंगाना	Telangana	01.04.2022	1137	6	1143
40	त्रिपुरा	Tripura	01.09.2022	768	58	826
41	उत्तराखण्ड	Uttarakhand	01.04.2022	769	25	794
42	उत्तर प्रदेश	Uttar Pradesh (URBAN)	29.07.2022	1147	86	1233
		(RURAL)		623	47	670
43	पश्चिम बंगाल	West Bengal (URBAN)	01.04.2022	932	140	1071
		(RURAL)		931	140	1071
44	डी.वी.सी.- (झारखंड)	D.V.C. (Jharkhand Area)	01.02.2023	520	25	545

Chart 2(e): Commercial 30 KW (4500 Units/ Month)

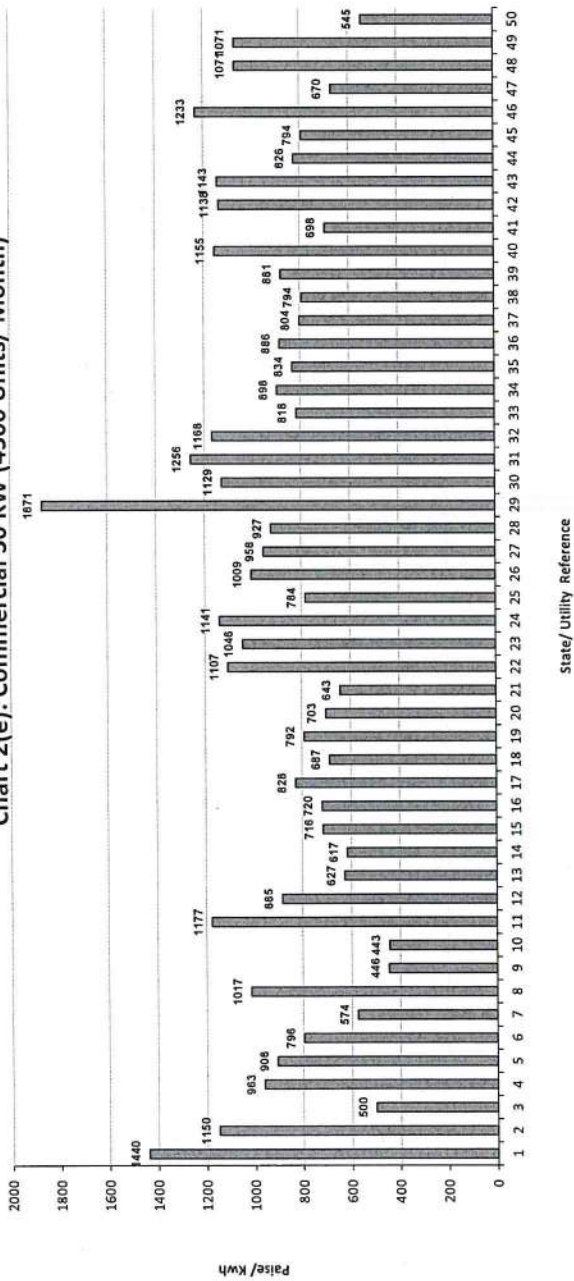
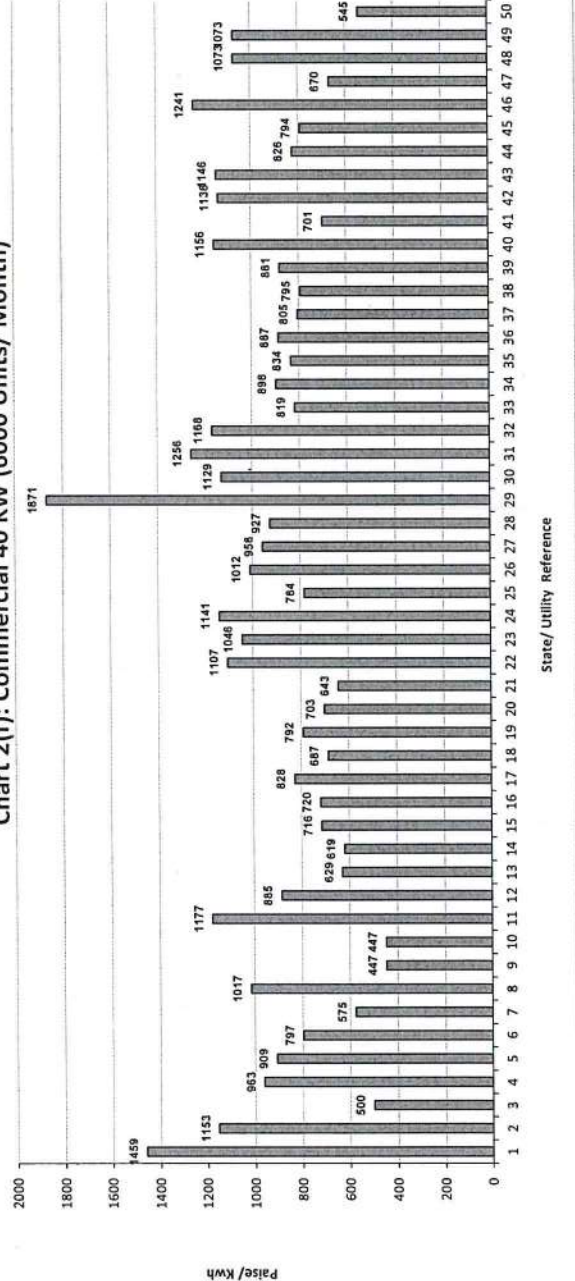


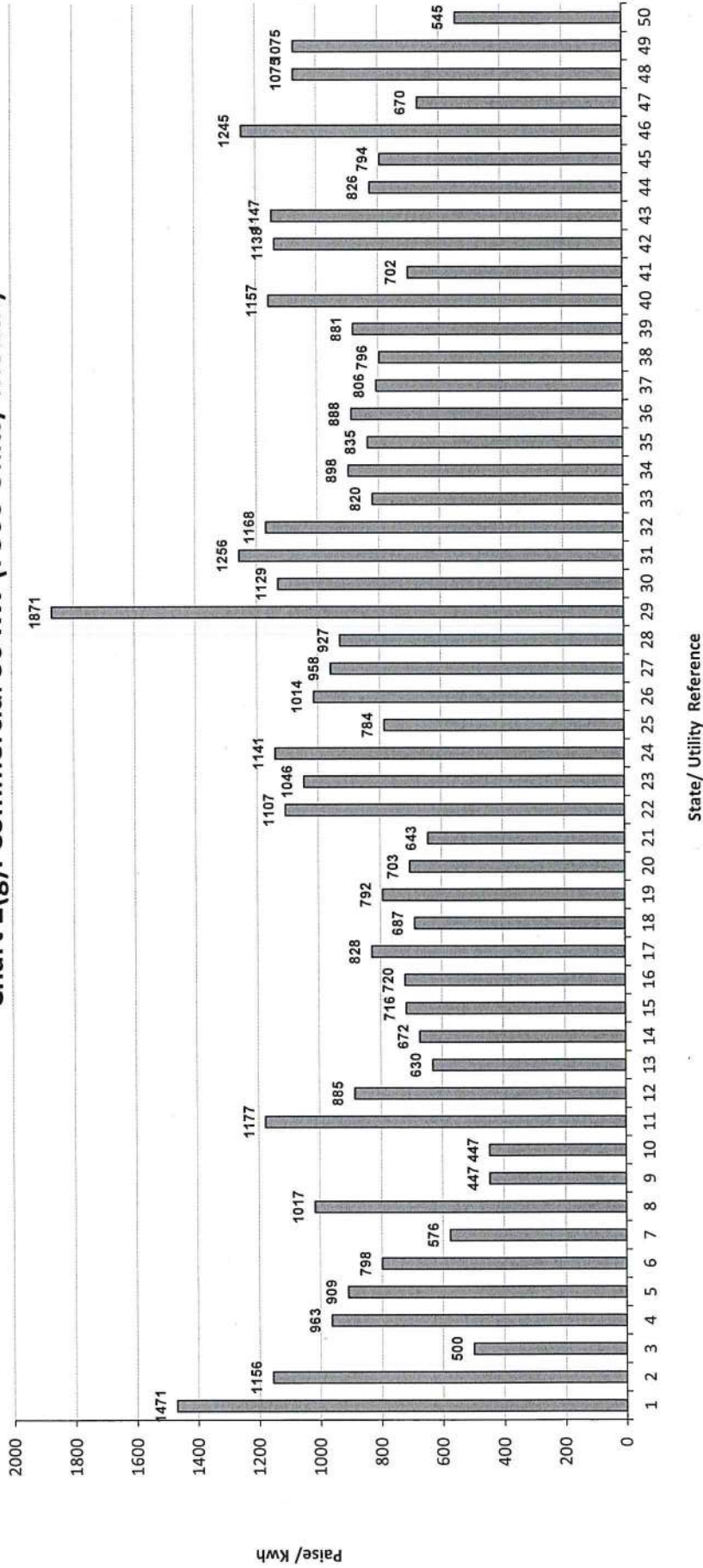
Chart 2(f): Commercial 40 KW (6000 Units/ Month)



सारणी सं० 2 (च): वाणिज्यिक 40 कि०. वा०. (6000 यूनिट/माह)
TABLE NO.2(f): COMMERCIAL 40 KW (6000 Units/Month)

क्रमांक Sr. No.	युटिलिटी का नाम	Name of Utility	Tariff effective from	Av. Rate (P/KWh)	Duty/Tax (P/KWh)	Total (P/KWh)
1	अंडमान एण्ड निकोबार	Andaman & Nicobar Island	01.08.2022	1459	0	1459
2	आंध्र प्रदेश	Andhra Pradesh	01.04.2022	1053	100	1153
3	अरुणाचल प्रदेश	Arunachal Pradesh	01.06.2018	500	0	500
4	असम	Assam	01.04.2022	917	46	963
5	बिहार (शहरी क्षेत्र)	Bihar (Urban Areas)	01.04.2022	857	51	909
	(ग्रामीण क्षेत्र)	(Rural Areas)		752	45	797
6	चंडीगढ़	Chandigarh	01.07.2022	564	11	575
7	छत्तीसगढ़	Chhattisgarh	01.04.2022	888	128	1017
8	दादरा एवं नागर हवेली	Dadra & Nagar Haveli	01.04.2022	447	0	447
9	दमन एवं दीव	Daman & Diu	01.04.2022	447	0	447
10	दिल्ली-(बी.वाइ.पी.एल./बी.आर.पी.एल./टी.पी.डी.डी.एल.)	Delhi-(BYPL/BRPL/TPDDL)	01.10.2021	1130	47	1177
11	दिल्ली-(एन.डी.एम.सी.)	Delhi-(NDMC)	01.10.2021	852	33	885
12	गोवा	Goa	01.04.2022	559	70	629
13	गुजरात	Gujarat	01.04.2022	516	103	619
14	गुजरात-(टॉरेंट पावर लि., अहमदाबाद)	Gujarat-(Torrent Power Ltd., Ahmedabad)	01.04.2022	597	119	716
15	गुजरात-(टॉरेंट पावर लि., सुरत)	Gujarat-(Torrent Power Ltd., Surat)	01.04.2022	600	120	720
16	हरियाणा	Haryana	01.04.2022	818	10	828
17	हिमाचल प्रदेश	Himachal Pradesh	01.04.2022	643	45	687
18	जम्मू व कश्मीर	Jammu & Kashmir	13.10.2022	702	90	792
19	झारखंड	Jharkhand (Urban Areas)	01.10.2020	667	36	703
		(Rural Areas)		608	35	643
20	कर्नाटक	Karnataka	01.04.2022			
		Bruhat Bangalore Mahanagara Palike, Municipal Corp.& all Urban		1023	85	1107
		Areas under Village Panchayats		966	80	1046
21	केरल	Kerala	26.06.2022	1047	94	1141
22	लद्दाख	Ladakh	01.10.2022	694	90	784
23	लक्षद्वीप	Lakshadweep	01.04.2022	1012	0	1012
24	मध्य प्रदेश	Madhya Pradesh (Urban Areas)	08.04.2022	833	125	958
		(Rural Areas)		807	121	927
25	महाराष्ट्र	Maharashtra	01.04.2022	1530	340	1871
26	महाराष्ट्र-मुंबई-(बी.ई.एस.टी.)	Maharashtra - Mumbai-(B.E.S.T)	01.04.2022	905	224	1129
27	महाराष्ट्र-मुंबई-(अडानी एलेक्ट्रिसिटी)	Maharashtra - Mumbai-(Adani Electricity)	01.04.2022	1010	246	1256
28	महाराष्ट्र-मुंबई-(टाटा)	Maharashtra - Mumbai-(TATA's)	01.04.2022	937	231	1168
29	मणिपुर	Manipur	01.04.2022	819	0	819
30	मिजोरम	Mizoram	01.04.2022	898	0	898
31	मेघालय	Meghalaya	01.04.2022	828	6	834
32	नागालैंड	Nagaland	01.07.2022	887	0	887
33	ओडिशा	Odisha	01.04.2022	775	30	805
34	पुडुचेरी	Puducherry	01.04.2022	795	0	795
35	पंजाब	Punjab	01.04.2022	780	101	881
36	राजस्थान	Rajasthan	01.09.2022	1091	65	1156
37	सिक्किम	Sikkim	01.04.2022	701	0	701
38	तमिल नाडु	Tamil Nadu	10.09.2022	1083	54	1138
39	तेलंगाना	Telangana	01.04.2022	1140	6	1146
40	त्रिपुरा	Tripura	01.09.2022	768	58	826
41	उत्तराखण्ड	Uttarakhand	01.04.2022	769	25	794
42	उत्तर प्रदेश	Uttar Pradesh (URBAN)	29.07.2022	1154	87	1241
		(RURAL)		623	47	670
43	पश्चिम बंगाल	West Bengal (URBAN)	01.04.2022	933	140	1073
		(RURAL)		933	140	1073
44	डी.वी.सी.- (झारखंड)	D.V.C. (Jharkhand Area)	01.02.2023	520	25	545

Chart 2(g): Commercial 50 KW (7500 Units/ Month)



सारणी सं० 2 (ख): वाणिज्यिक 50 कि०. वा०. (7500 यूनिट/माह)
TABLE NO.2(g): COMMERCIAL 50 KW (7500 Units/Month)

क्रमांक Sr. No.	युटिलिटी का नाम	Name of Utility	Tariff effective from	Av. Rate (P/KWh)	Duty/Tax (P/KWh)	Total (P/KWh)
1	अंडमान एण्ड निकोबार	Andaman & Nicobar Island	01.08.2022	1471	0	1471
2	आंध्र प्रदेश	Andhra Pradesh	01.04.2022	1056	100	1156
3	अरुणाचल प्रदेश	Arunachal Pradesh	01.06.2018	500	0	500
4	असम	Assam	01.04.2022	917	46	963
5	बिहार (शहरी क्षेत्र)	Bihar (Urban Areas)	01.04.2022	858	51	909
	(ग्रामीण क्षेत्र)	(Rural Areas)		753	45	798
6	चंडीगढ़	Chandigarh	01.07.2022	565	11	576
7	छत्तीसगढ़	Chhattisgarh	01.04.2022	888	128	1017
8	दादरा एवं नागर हवेली	Dadra & Nagar Haveli	01.04.2022	447	0	447
9	दमन एवं दीव	Daman & Diu	01.04.2022	447	0	447
10	दिल्ली-(बी.वाइ.पी.एल./बी.आर.पी.एल./टी.पी.डी.डी.एल.)	Delhi-(BYPL/BRPL/TPDDL)	01.10.2021	1130	47	1177
11	दिल्ली-(एन.डी.एम.सी.)	Delhi-(NDMC)	01.10.2021	852	33	885
12	गोवा	Goa	01.04.2022	560	70	630
13	गुजरात	Gujarat	01.04.2022	560	112	672
14	गुजरात-(टॉरेंट पावर लि., अहमदाबाद)	Gujarat-(Torrent Power Ltd., Ahmedabad)	01.04.2022	597	119	716
15	गुजरात-(टॉरेंट पावर लि., सुरत)	Gujarat-(Torrent Power Ltd., Surat)	01.04.2022	600	120	720
16	हरियाणा	Haryana	01.04.2022	818	10	828
17	हिमाचल प्रदेश	Himachal Pradesh	01.04.2022	643	45	687
18	जम्मू व कश्मीर	Jammu & Kashmir	13.10.2022	702	90	792
19	झारखंड	Jharkhand (Urban Areas)	01.10.2020	667	36	703
		(Rural Areas)		608	35	643
20	कर्नाटक	Karnataka	01.04.2022			
		Bruhat Bangalore Mahangara Palike, Municipal Corp.& all Urban		1023	85	1107
		Areas under Village Panchayats		966	80	1046
21	केरल	Kerala	26.06.2022	1047	94	1141
22	लद्दाख	Ladakh	01.10.2022	694	90	784
22	लक्षद्वीप	Lakshadweep	01.04.2022	1014	0	1014
23	मध्य प्रदेश	Madhya Pradesh (Urban Areas)	08.04.2022	833	125	958
		(Rural Areas)		807	121	927
25	महाराष्ट्र	Maharashtra	01.04.2022	1530	340	1871
26	महाराष्ट्र-मुंबई-(बी.ई.एस.टी.)	Maharashtra - Mumbai-(B.E.S.T)	01.04.2022	905	224	1129
27	महाराष्ट्र-मुंबई-(अडानी एलेक्ट्रिसिटी)	Maharashtra - Mumbai-(Adani Electricity)	01.04.2022	1010	246	1256
28	महाराष्ट्र-मुंबई-(टाटा)	Maharashtra - Mumbai-(TATA's)	01.04.2022	937	231	1168
29	मणिपुर	Manipur	01.04.2022	820	0	820
30	मिजोरम	Mizoram	01.04.2022	898	0	898
31	मेघालय	Meghalaya	01.04.2022	829	6	835
32	नागालैंड	Nagaland	01.07.2022	888	0	888
33	ओडिशा	Odisha	01.04.2022	776	30	806
34	पुडुचेरी	Puducherry	01.04.2022	796	0	796
35	पंजाब	Punjab	01.04.2022	780	101	881
36	राजस्थान	Rajasthan	01.09.2022	1092	65	1157
37	सिक्किम	Sikkim	01.04.2022	702	0	702
38	तमिल नाडु	Tamil Nadu	10.09.2022	1083	54	1138
39	तेलंगाना	Telangana	01.04.2022	1141	6	1147
40	त्रिपुरा	Tripura	01.09.2022	768	58	826
41	उत्तराखण्ड	Uttarakhand	01.04.2022	769	25	794
42	उत्तर प्रदेश	Uttar Pradesh (URBAN)	29.07.2022	1158	87	1245
		(RURAL)		623	47	670
43	पश्चिम बंगाल	West Bengal (URBAN)	01.04.2022	935	140	1075
		(RURAL)		935	140	1075
44	डी.वी.सी.- (झारखंड)	D.V.C. (Jharkhand Area)	01.02.2023	520	25	545

सारणी सं० 3 (क): कृषि 2 हास पावर (400 यूनिट/माह)
TABLE NO.3(a): AGRICULTURE 2 HP (400 Units/Month)

क्रमांक Sr. No.	युटिलिटी का नाम	Name of Utility	Tariff effective from	Av. Rate (P/KWh)	Duty/Tax (P/KWh)	Total (P/KWh)
1	अंडमान एण्ड निकोबार	Andaman & Nicobar Island	01.08.2022	196	0	196
2	आंध्र प्रदेश	Andhra Pradesh	01.04.2022			
	With Demand side Management measures (DSM)			350	0	350
	Without Demand side Management measures (DSM)			450	0	450
3	अरुणाचल प्रदेश	Arunachal Pradesh	01.06.2018	310	0	310
4	असम	Assam	01.04.2022	486	24	510
5	बिहार	Bihar	01.04.2022	570	4	574
6	चंडीगढ़	Chandigarh	01.07.2022	260	0	260
7	छत्तीसगढ़	Chhattisgarh	01.04.2022	555	0	555
8	दादरा एवं नागर हवेली	Dadra & Nagar Haveli	01.04.2022	90	0	90
9	दमन एवं दीव	Daman & Diu	01.04.2022	90	0	90
10	दिल्ली-(बी.वाइ.पी.एल./बी.आर.पी.एल./टी.पी.डी.डी.एल.)	Delhi-(BYPL/BRPL/TPDDL)	01.10.2021	197	8	204
11	दिल्ली-(एन.डी.एम.सी.)	Delhi-(NDMC)	01.10.2021	197	8	204
12	गोवा	Goa	01.04.2022	159	20	179
13	गुजरात	Gujarat	01.04.2022	90	0	90
14	गुजरात-(टॉरेंट पावर लि., अहमदाबाद)	Gujarat-(Torrent Power Ltd., Ahmedabad)	01.04.2022	340	0	340
15	गुजरात-(टॉरेंट पावर लि., सुरत)	Gujarat-(Torrent Power Ltd., Surat)	01.04.2022	70	0	70
16	हरियाणा	Haryana	01.04.2022	667	0	667
17	हिमाचल प्रदेश	Himachal Pradesh	01.04.2022	416	39	455
18	जम्मू व कश्मीर	Jammu & Kashmir	13.10.2022	90	12	102
19	झारखंड	Jharkhand	01.10.2020	510	0	510
20	कर्नाटक	Karnataka	01.04.2022	0	0	0
21	केरल	Kerala	26.06.2022	236	23	259
22	लददाख	Ladakh	01.10.2022	120	15	135
23	मध्य प्रदेश	Madhya Pradesh	08.04.2022	542	0	542
24	महाराष्ट्र	Maharashtra	01.04.2022	352	0	352
25	महाराष्ट्र-मुंबई-(बी.ई.एस.टी.)	Maharashtra - Mumbai-(B.E.S.T)	01.04.2022	387	0	387
26	महाराष्ट्र-मुंबई-(अडानी एलेक्ट्रिसिटी)	Maharashtra - Mumbai-(Adani Electricity)	01.04.2022	547	0	547
27	महाराष्ट्र-मुंबई-(टाटा)	Maharashtra - Mumbai-(TATA's)	01.04.2022	389	0	389
28	मणिपुर	Manipur	01.04.2022	479	0	479
29	मिजोरम	Mizoram	01.04.2022	399	0	399
30	मेघालय	Meghalaya	01.04.2022	341	6	347
31	नागालैंड	Nagaland	01.07.2022	320	0	320
32	ओडिशा	Odisha	01.04.2022	158	3	161
33	पुडुचेरी	Puducherry With Govt. Subsidy	01.04.2022	0	0	0
34	पंजाब	Punjab With Govt. Subsidy	01.04.2022	0	0	0
		Without Govt. Subsidy		566	0	566
35	राजस्थान	Rajasthan	01.09.2022	570	4	574
36	तमिल नाडु	Tamil Nadu	10.09.2022	0	0	0
37	तेलंगाना	Telangana	01.04.2022			
		Corporate Farmers		258	0	258
		Other than Corporate Farmers		8	0	8
38	त्रिपुरा	Tripura	01.09.2022	366	27	394
39	उत्तराखण्ड	Uttarakhand	01.04.2022	215	0	215
40	उत्तर प्रदेश	Uttar Pradesh (URBAN)	29.07.2022	665	0	665
		(RURAL)		235	0	235
41	पश्चिम बंगाल	West Bengal	01.04.2022	510	0	510
42	डी.वी.सी. - (झारखंड)	D.V.C. (Jharkhand Area)	01.02.2023	315	0	315

Chart 3(a): Agriculture 2 HP (400 Units/ Month)

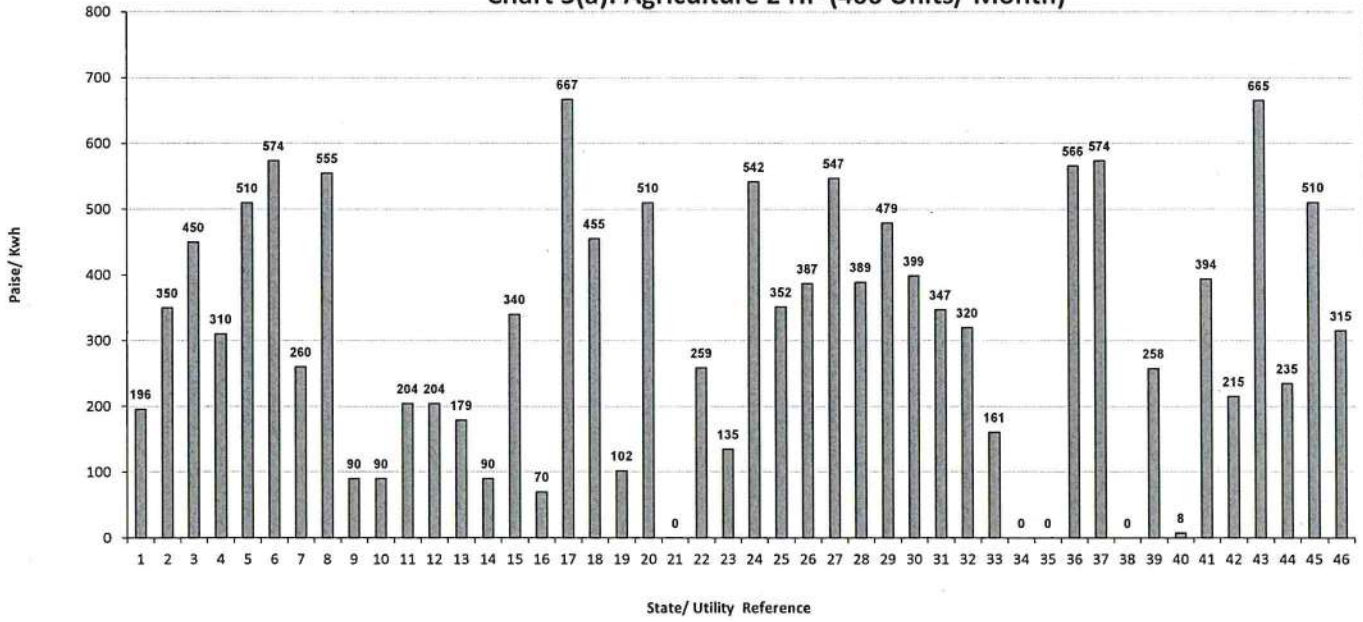
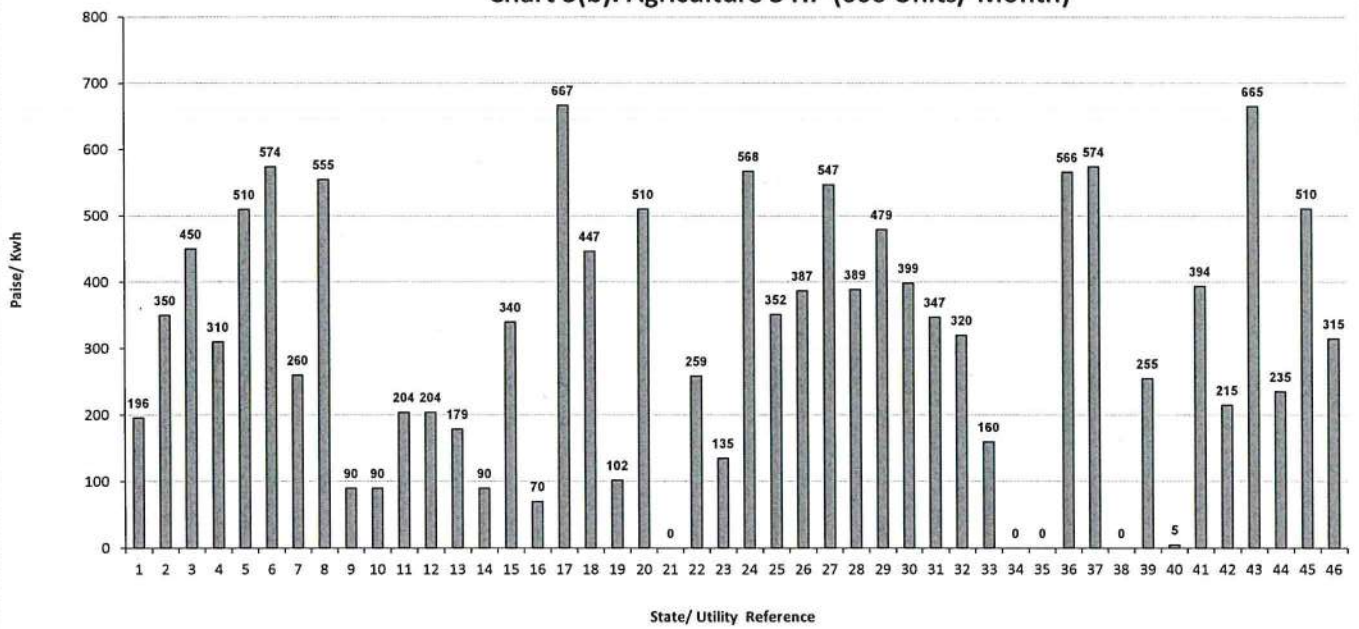


Chart 3(b): Agriculture 3 HP (600 Units/ Month)



सारणी सं० 3 (ख): कृषि 3 हास पावर (600 यूनिट/माह)
TABLE NO.3(b): AGRICULTURE 3 HP (600 Units/Month)

क्रमांक Sr. No.	युटिलिटी का नाम	Name of Utility	Tariff effective from	Av. Rate (P/KWh)	Duty/Tax (P/KWh)	Total (P/KWh)
1	अंडमान एण्ड निकोबार	Andaman & Nicobar Island	01.08.2022	196	0	196
2	आंध्र प्रदेश	Andhra Pradesh	01.04.2022			
	With Demand side Management measures (DSM)			350	0	350
	Without Demand side Management measures (DSM)			450	0	450
3	अरुणाचल प्रदेश	Arunachal Pradesh	01.06.2018	310	0	310
4	असम	Assam	01.04.2022	486	24	510
5	बिहार	Bihar	01.04.2022	570	4	574
6	चंडीगढ़	Chandigarh	01.07.2022	260	0	260
7	छत्तीसगढ़	Chhattisgarh	01.04.2022	555	0	555
8	दादरा एवं नागर हवेली	Dadra & Nagar Haveli	01.04.2022	90	0	90
9	दमन एवं दीव	Daman & Diu	01.04.2022	90	0	90
10	दिल्ली-(बी.वाइ.पी.एल./बी.आर.पी.एल./टी.पी.डी.डी.एल.)	Delhi-(BYPL/BRPL/TPDDL)	01.10.2021	197	8	204
11	दिल्ली-(एन.डी.एम.सी.)	Delhi-(NDMC)	01.10.2021	197	8	204
12	गोवा	Goa	01.04.2022	159	20	179
13	गुजरात	Gujarat	01.04.2022	90	0	90
14	गुजरात-(टोरेंट पावर लि., अहमदाबाद)	Gujarat-(Torrent Power Ltd., Ahmedabad)	01.04.2022	340	0	340
15	गुजरात-(टोरेंट पावर लि., सुरत)	Gujarat-(Torrent Power Ltd., Surat)	01.04.2022	70	0	70
16	हरियाणा	Haryana	01.04.2022	667	0	667
17	हिमाचल प्रदेश	Himachal Pradesh	01.04.2022	408	39	447
18	जम्मू व कश्मीर	Jammu & Kashmir	13.10.2022	90	12	102
19	झारखंड	Jharkhand	01.10.2020	510	0	510
20	कर्नाटक	Karnataka	01.04.2022	0	0	0
21	केरल	Kerala	26.06.2022	236	23	259
22	लददाख	Ladakh	01.10.2022	120	15	135
23	मध्य प्रदेश	Madhya Pradesh	08.04.2022	568	0	568
24	महाराष्ट्र	Maharashtra	01.04.2022	352	0	352
25	महाराष्ट्र-मुंबई-(बी.ई.एस.टी.)	Maharashtra - Mumbai-(B.E.S.T)	01.04.2022	387	0	387
26	महाराष्ट्र-मुंबई-(अडानी एलेक्ट्रिसिटी)	Maharashtra - Mumbai-(Adani Electricity)	01.04.2022	547	0	547
27	महाराष्ट्र-मुंबई-(टाटा)	Maharashtra - Mumbai-(TATA's)	01.04.2022	389	0	389
28	मणिपुर	Manipur	01.04.2022	479	0	479
29	मिजोरम	Mizoram	01.04.2022	399	0	399
30	मेघालय	Meghalaya	01.04.2022	341	6	347
31	नागालैंड	Nagaland	01.07.2022	320	0	320
32	ओडिशा	Odisha	01.04.2022	157	3	160
33	पुडुचेरी	Puducherry With Govt. Subsidy	01.04.2022	0	0	0
34	पंजाब	Punjab With Govt. Subsidy	01.04.2022	0	0	0
		Without Govt. Subsidy		566	0	566
35	राजस्थान	Rajasthan	01.09.2022	570	4	574
36	तमिल नाडु	Tamil Nadu	10.09.2022	0	0	0
37	तेलंगाना	Telangana	01.04.2022			
		Corporate Farmers		255	0	255
		Other than Corporate Farmers		5	0	5
38	त्रिपुरा	Tripura	01.09.2022	366	27	394
39	उत्तराखण्ड	Uttarakhand	01.04.2022	215	0	215
40	उत्तर प्रदेश	Uttar Pradesh (URBAN)	29.07.2022	665	0	665
		(RURAL)		235	0	235
41	पश्चिम बंगाल	West Bengal	01.04.2022	510	0	510
42	डी.वी.सी.- (झारखंड)	D.V.C. (Jharkhand Area)	01.02.2023	315	0	315

सारणी सं० 3 (ग): कृषि 5 हास पावर (1000 यूनिट/माह)
TABLE NO.3(c): AGRICULTURE 5 HP (1000 Units/Month)

क्रमांक Sr. No.	युटिलिटी का नाम	Name of Utility	Tariff effective from	Av. Rate (P/KWh)	Duty/Tax (P/KWh)	Total (P/KWh)
1	अंडमान एण्ड निकोबार	Andaman & Nicobar Island	01.08.2022	196	0	196
2	आंध्र प्रदेश	Andhra Pradesh	01.04.2022			
	With Demand side Management measures (DSM)			350	0	350
	Without Demand side Management measures (DSM)			450	0	450
3	अरुणाचल प्रदेश	Arunachal Pradesh	01.06.2018	310	0	310
4	असम	Assam	01.04.2022	486	24	510
5	बिहार	Bihar	01.04.2022	570	4	574
6	चंडीगढ़	Chandigarh	01.07.2022	260	0	260
7	छत्तीसगढ़	Chhattisgarh	01.04.2022	555	0	555
8	दादरा एवं नागर हवेली	Dadra & Nagar Haveli	01.04.2022	90	0	90
9	दमन एवं दीव	Daman & Diu	01.04.2022	90	0	90
10	दिल्ली-(बी.वाइ.पी.एल./बी.आर.पी.एल./टी.पी.डी.डी.एल.)	Delhi-(BYPL/BRPL/TPDDL)	01.10.2021	197	8	204
11	दिल्ली-(एन.डी.एम.सी.)	Delhi-(NDMC)	01.10.2021	197	8	204
12	गोवा	Goa	01.04.2022	159	20	179
13	गुजरात	Gujarat	01.04.2022	90	0	90
14	गुजरात-(टोरेंट पावर लि., अहमदाबाद)	Gujarat-(Torrent Power Ltd., Ahmedabad)	01.04.2022	340	0	340
15	गुजरात-(टोरेंट पावर लि., सुरत)	Gujarat-(Torrent Power Ltd., Surat)	01.04.2022	70	0	70
16	हरियाणा	Haryana	01.04.2022	667	0	667
17	हिमाचल प्रदेश	Himachal Pradesh	01.04.2022	401	39	440
18	जम्मू व कश्मीर	Jammu & Kashmir	13.10.2022	90	12	102
19	झारखंड	Jharkhand	01.10.2020	510	0	510
20	कर्नाटक	Karnataka	01.04.2022	0	0	0
21	केरल	Kerala	26.06.2022	236	23	259
22	लददाख	Ladakh	01.10.2022	120	15	135
23	मध्य प्रदेश	Madhya Pradesh	08.04.2022	599	0	599
24	महाराष्ट्र	Maharashtra	01.04.2022	352	0	352
25	महाराष्ट्र-मुम्बई-(बी.ई.एस.टी.)	Maharashtra - Mumbai-(B.E.S.T)	01.04.2022	387	0	387
26	महाराष्ट्र-मुम्बई-(अडानी एलेक्ट्रिसिटी)	Maharashtra - Mumbai-(Adani Electricity)	01.04.2022	547	0	547
27	महाराष्ट्र-मुम्बई-(टाटा)	Maharashtra - Mumbai-(TATA's)	01.04.2022	389	0	389
28	मणिपुर	Manipur	01.04.2022	479	0	479
29	मिजोरम	Mizoram	01.04.2022	399	0	399
30	मेघालय	Meghalaya	01.04.2022	341	6	347
31	नागालैंड	Nagaland	01.07.2022	320	0	320
32	ओडिशा	Odisha	01.04.2022	155	3	158
33	पुडुचेरी	Puducherry With Govt. Subsidy	01.04.2022	0	0	0
34	पंजाब	Punjab With Govt. Subsidy	01.04.2022	0	0	0
		Without Govt. Subsidy		566	0	566
35	राजस्थान	Rajasthan	01.09.2022	570	4	574
36	तमिल नाडु	Tamil Nadu	10.09.2022	0	0	0
37	तेलंगाना	Telangana	01.04.2022			
		Corporate Farmers		253	0	253
		Other than Corporate Farmers		3	0	3
38	त्रिपुरा	Tripura	01.09.2022	366	27	394
39	उत्तराखण्ड	Uttarakhand	01.04.2022	215	0	215
40	उत्तर प्रदेश	Uttar Pradesh (URBAN)	29.07.2022	665	0	665
		(RURAL)		235	0	235
41	पश्चिम बंगाल	West Bengal	01.04.2022	510	0	510
42	डी.वी.सी.- (झारखंड)	D.V.C. (Jharkhand Area)	01.02.2023	315	0	315

Chart 3(c): Agriculture 5 HP (1000 Units/ Month)

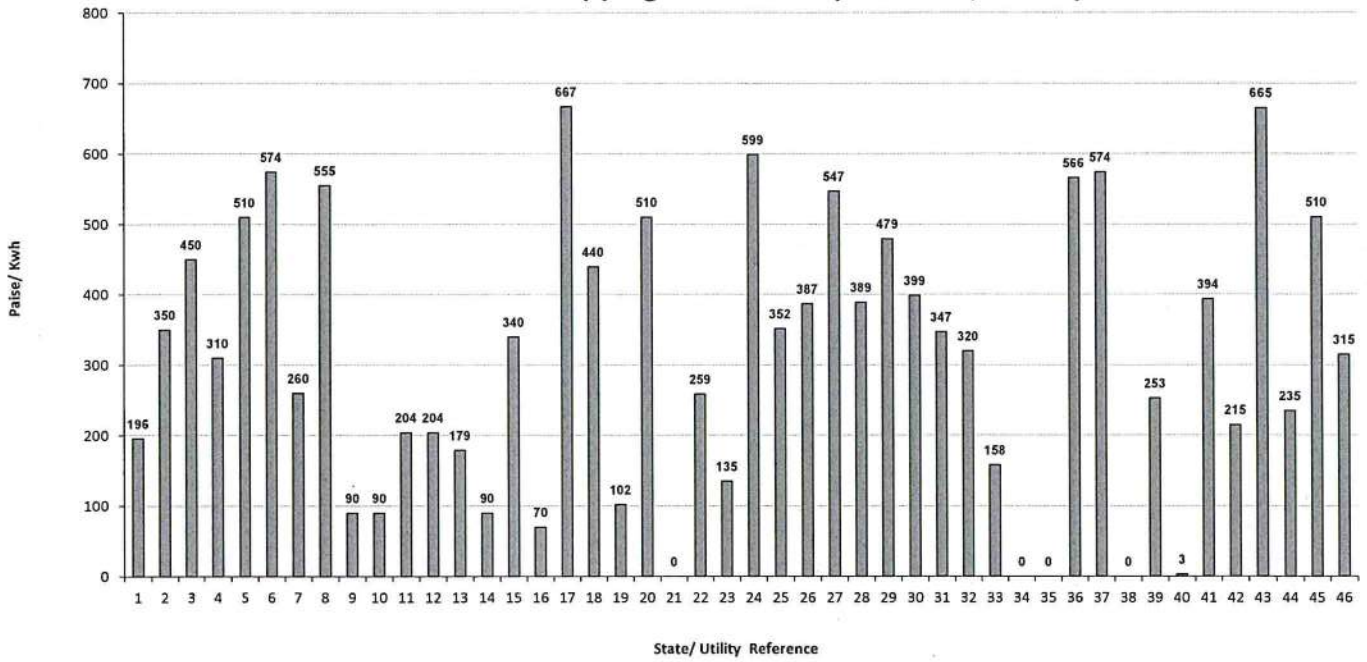
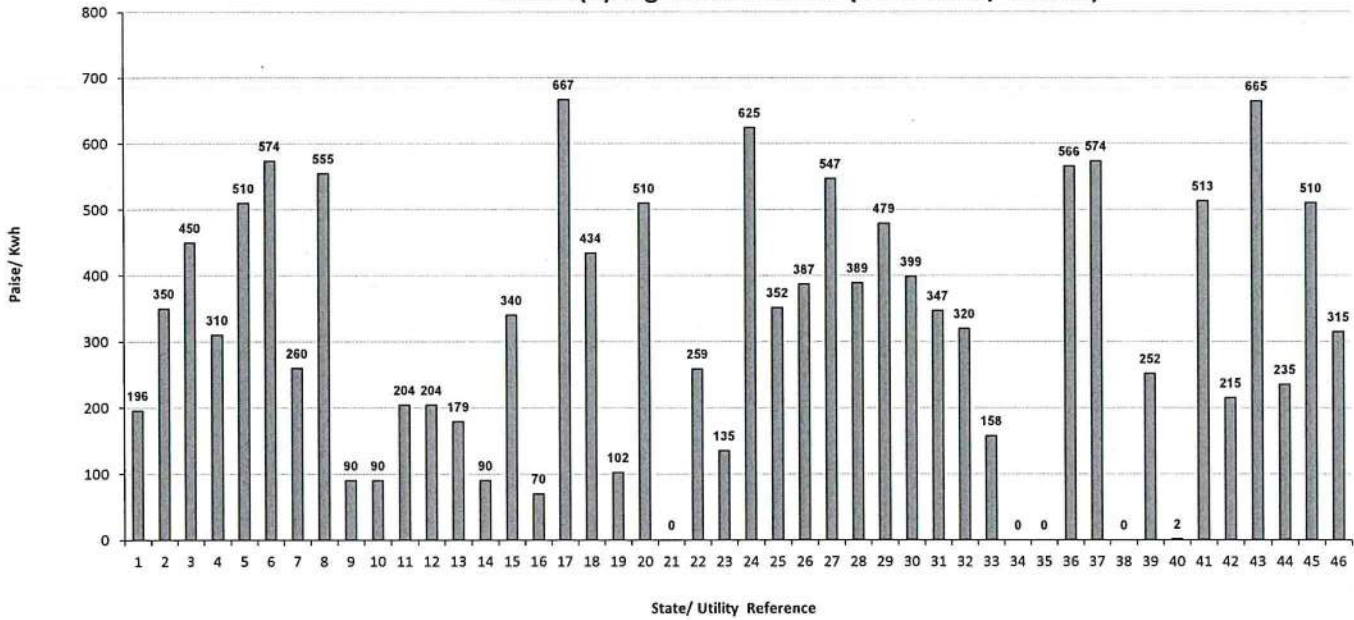


Chart 3(d): Agriculture 10 HP (2000 Units/ Month)



सारणी सं० 3 (घ): कृषि 10 हार्स पावर (2000 यूनिट/माह)
TABLE NO.3(d): AGRICULTURE 10 HP (2000 Units/Month)

क्रमांक Sr. No.	युटिलिटी का नाम	Name of Utility	Tariff effective from	Av. Rate (P/KWh)	Duty/Tax (P/KWh)	Total (P/KWh)
1	अंडमान एण्ड निकोबार	Andaman & Nicobar Island	01.08.2022	196	0	196
2	आंध्र प्रदेश	Andhra Pradesh	01.04.2022			
	With Demand side Management measures (DSM)			350	0	350
	Without Demand side Management measures (DSM)			450	0	450
3	अरुणाचल प्रदेश	Arunachal Pradesh	01.06.2018	310	0	310
4	असम	Assam	01.04.2022	486	24	510
5	बिहार	Bihar	01.04.2022	570	4	574
6	चंडीगढ़	Chandigarh	01.07.2022	260	0	260
7	छत्तीसगढ़	Chhattisgarh	01.04.2022	555	0	555
8	दादरा एवं नागर हवेली	Dadra & Nagar Haveli	01.04.2022	90	0	90
9	दमन एवं दीव	Daman & Diu	01.04.2022	90	0	90
10	दिल्ली-(बी.वाइ.पी.एल./बी.आर.पी.एल./टी.पी.डी.डी.एल.)	Delhi-(BYPL/BRPL/TPDDL)	01.10.2021	197	8	204
11	दिल्ली-(एन.डी.एम.सी.)	Delhi-(NDMC)	01.10.2021	197	8	204
12	गोवा	Goa	01.04.2022	159	20	179
13	गुजरात	Gujarat	01.04.2022	90	0	90
14	गुजरात-(टॉरेंट पावर लि., अहमदाबाद)	Gujarat-(Torrent Power Ltd., Ahmedabad)	01.04.2022	340	0	340
15	गुजरात-(टॉरेंट पावर लि., सुरत)	Gujarat-(Torrent Power Ltd., Surat)	01.04.2022	70	0	70
16	हरियाणा	Haryana	01.04.2022	667	0	667
17	हिमाचल प्रदेश	Himachal Pradesh	01.04.2022	395	39	434
18	जम्मू व कश्मीर	Jammu & Kashmir	13.10.2022	90	12	102
19	झारखंड	Jharkhand	01.10.2020	510	0	510
20	कर्नाटक	Karnataka	01.04.2022	0	0	0
21	केरल	Kerala	26.06.2022	236	23	259
22	लददाख	Ladakh	01.10.2022	120	15	135
23	मध्य प्रदेश	Madhya Pradesh	08.04.2022	625	0	625
24	महाराष्ट्र	Maharashtra	01.04.2022	352	0	352
25	महाराष्ट्र-मुंबई-(बी.ई.एस.टी.)	Maharashtra - Mumbai-(B.E.S.T)	01.04.2022	387	0	387
26	महाराष्ट्र-मुंबई-(अडानी एलेक्ट्रिसिटी)	Maharashtra - Mumbai-(Adani Electricity)	01.04.2022	547	0	547
27	महाराष्ट्र-मुंबई-(टाटा)	Maharashtra - Mumbai-(TATA's)	01.04.2022	389	0	389
28	मणिपुर	Manipur	01.04.2022	479	0	479
29	मिजोरम	Mizoram	01.04.2022	399	0	399
30	मेघालय	Meghalaya	01.04.2022	341	6	347
31	नागालैंड	Nagaland	01.07.2022	320	0	320
32	ओडिशा	Odisha	01.04.2022	155	3	158
33	पुडुचेरी	Puducherry With Govt. Subsidy	01.04.2022	0	0	0
34	पंजाब	Punjab With Govt. Subsidy	01.04.2022	0	0	0
		Without Govt. Subsidy		566	0	566
35	राजस्थान	Rajasthan	01.09.2022	570	4	574
36	तमिल नाडु	Tamil Nadu	10.09.2022	0	0	0
37	तेलंगाना	Telangana	01.04.2022			
		Corporate Farmers		252	0	252
		Other than Corporate Farmers		2	0	2
38	त्रिपुरा	Tripura	01.09.2022	477	36	513
39	उत्तराखण्ड	Uttarakhand	01.04.2022	215	0	215
40	उत्तर प्रदेश	Uttar Pradesh (URBAN)	29.07.2022	665	0	665
		(RURAL)		235	0	235
41	पश्चिम बंगाल	West Bengal	01.04.2022	510	0	510
42	डी.वी.सी.- (झारखंड)	D.V.C. (Jharkhand Area)	01.02.2023	315	0	315

सारणी सं० 4 (क): लघु उद्योग 5 कि०. वा०. (750 यूनिट/माह)
TABLE NO.4(a): SMALL INDUSTRIES 5 KW (750 Units/Month)

क्रमांक Sr. No.	युटिलिटी का नाम	Name of Utility	Tariff effective from	Av. Rate (P/KWh)	Duty/Tax (P/KWh)	Total (P/KWh)
1	अंडमान एण्ड निकोबार	Andaman & Nicobar Island	01.08.2022	814	0	814
2	आंध्र प्रदेश	Andhra Pradesh	01.04.2022	720	100	820
3	अरुणाचल प्रदेश	Arunachal Pradesh	01.06.2018	430	0	430
4	असम (शहरी क्षेत्र)	Assam (Urban Areas)	01.04.2022	587	29	616
	(ग्रामीण क्षेत्र)	(Rural Areas)		555	28	583
5	बिहार	Bihar	01.04.2022	818	49	867
6	चंडीगढ़	Chandigarh	01.07.2022	450	11	461
7	छत्तीसगढ़	Chhattisgarh	01.04.2022	595	21	616
8	दादरा एवं नागर हवेली	Dadra & Nagar Haveli	01.04.2022	432	0	432
9	दमन एवं दीव	Daman & Diu	01.04.2022	472	0	472
10	दिल्ली-(बी.वाइ.पी.एल./बी.आर.पी.एल./टी.पी.डी.डी.एल.)	Delhi-(BYPL/BRPL/TPDDL)	01.10.2021	1046	43	1089
11	दिल्ली-(एन.डी.एम.सी.)	Delhi-(NDMC)	01.10.2021	1046	43	1089
12	गोवा	Goa	01.04.2022	394	70	464
13	गुजरात	Gujarat	01.04.2022	527	53	579
14	गुजरात-(टॉरेंट पावर लि., अहमदाबाद)	Gujarat-(Torrent Power Ltd., Ahmedabad)	01.04.2022	507	51	557
15	गुजरात-(टॉरेंट पावर लि., सुरत)	Gujarat-(Torrent Power Ltd., Surat)	01.04.2022	482	48	530
16	हरियाणा	Haryana	01.04.2022	706	10	716
17	हिमाचल प्रदेश	Himachal Pradesh	01.04.2022	516	10	526
18	जम्मू व कश्मीर	Jammu & Kashmir	13.10.2022	476	64	541
19	झारखंड	Jharkhand	01.10.2020	635	38	673
20	कर्नाटक	Karnataka	01.04.2022			
		Bruhat Bangalore Mahangara Palike, Municipal Corp.& all Urban		738	58	796
		Areas under Village Panchayats		692	55	746
21	केरल	Kerala	26.06.2022	596	58	654
22	लददाख	Ladakh	01.10.2022	473	64	537
23	लक्षद्वीप	Lakshadweep	01.04.2022	687	0	687
24	मध्य प्रदेश	Madhya Pradesh (Urban Areas)	08.04.2022	873	79	952
		(Rural Areas)		797	72	868
25	महाराष्ट्र	Maharashtra	01.04.2022	710	72	783
26	महाराष्ट्र-मुंबई-(बी.ई.एस.टी.)	Maharashtra - Mumbai-(B.E.S.T)	01.04.2022	664	84	747
27	महाराष्ट्र-मुंबई-(अडानी एलेक्ट्रिसिटी)	Maharashtra - Mumbai-(Adani Electricity)	01.04.2022	759	91	850
28	महाराष्ट्र-मुंबई-(टाटा)	Maharashtra - Mumbai-(TATA's)	01.04.2022	691	86	777
29	मणिपुर	Manipur	01.04.2022	607	0	607
30	मिजोरम	Mizoram	01.04.2022	808	0	808
31	मेघालय	Meghalaya	01.04.2022	811	5	816
32	नागालैंड	Nagaland	01.07.2022	637	0	637
33	ओडिशा	Odisha	01.04.2022	649	31	680
34	पुडुचेरी	Puducherry	01.04.2022	638	0	638
35	पंजाब	Punjab	01.04.2022	656	85	741
36	राजस्थान	Rajasthan	01.09.2022	713	65	778
37	सिक्किम	Sikkim (URBAN)	01.04.2022	560	0	560
		(RURAL)		387	0	387
38	तमिल नाडु	Tamil Nadu	10.09.2022	670	34	704
39	तेलंगाना	Telangana	01.04.2022	833	6	839
40	त्रिपुरा	Tripura	01.09.2022	740	56	796
41	उत्तराखण्ड	Uttarakhand	01.04.2022	590	30	620
42	उत्तर प्रदेश	Uttar Pradesh (URBAN)	29.07.2022	923	69	993
		(RURAL)		854	64	918
43	पश्चिम बंगाल	West Bengal (URBAN)	01.04.2022	722	18	740
		(RURAL)		704	18	722
44	डी.वी०.सी०.- (झारखंड)	D.V.C. (Jharkhand Area)	01.02.2023	612	30	641

Chart 4(a): Small Industries 5 kW (750-Units/ Month)

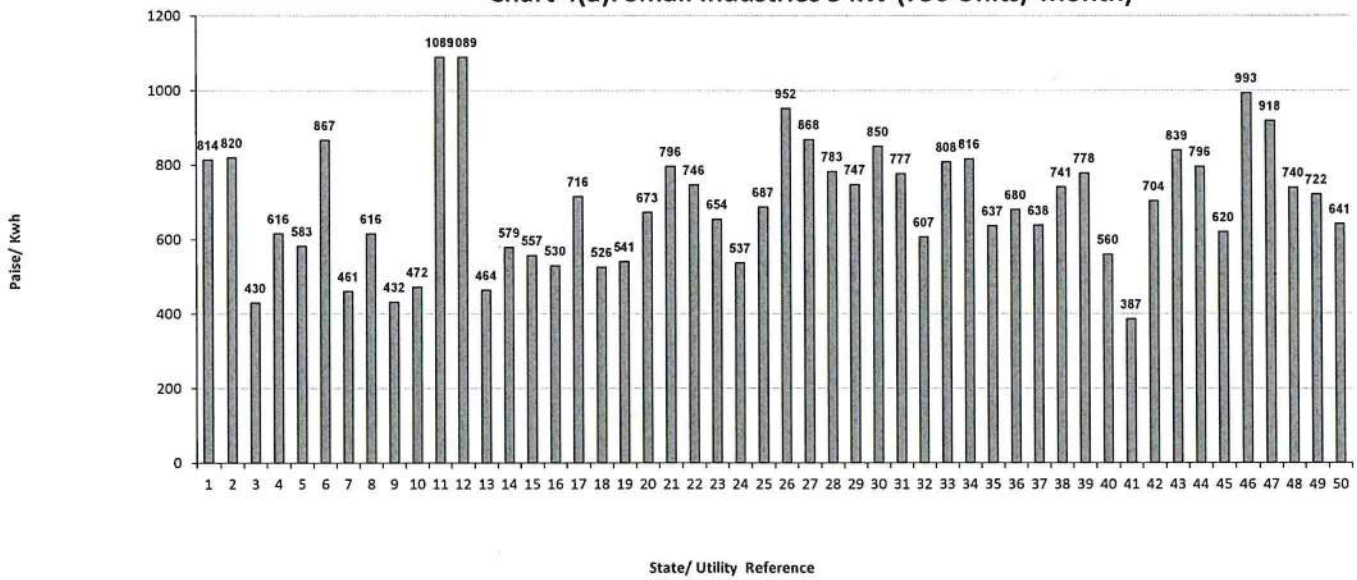
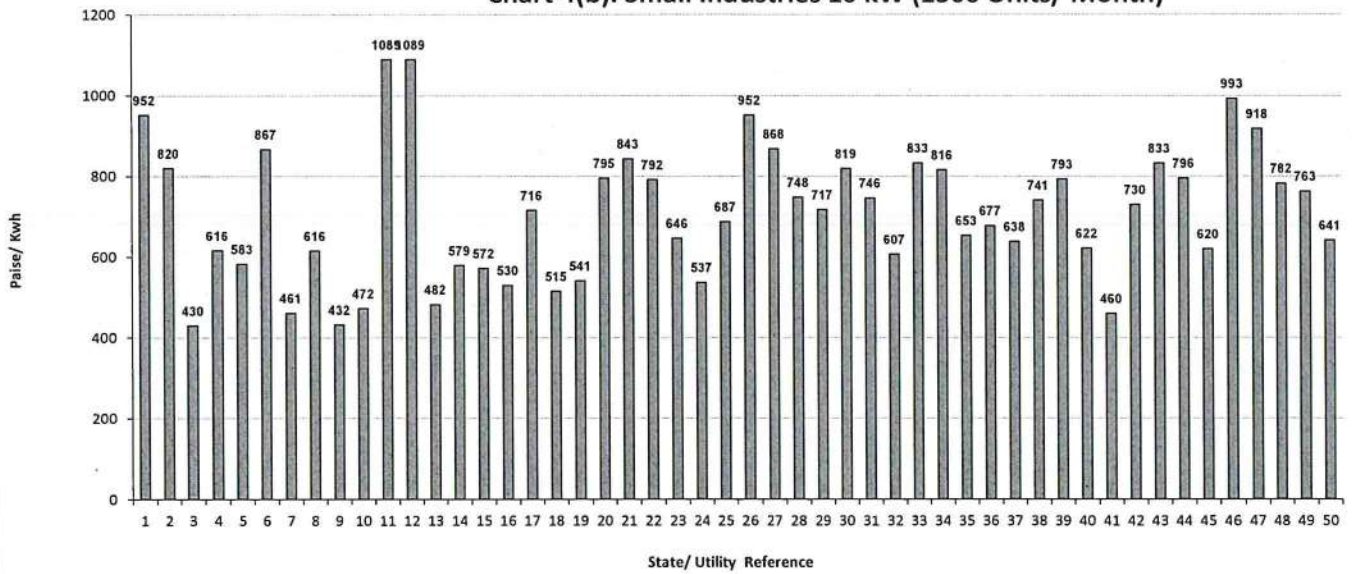


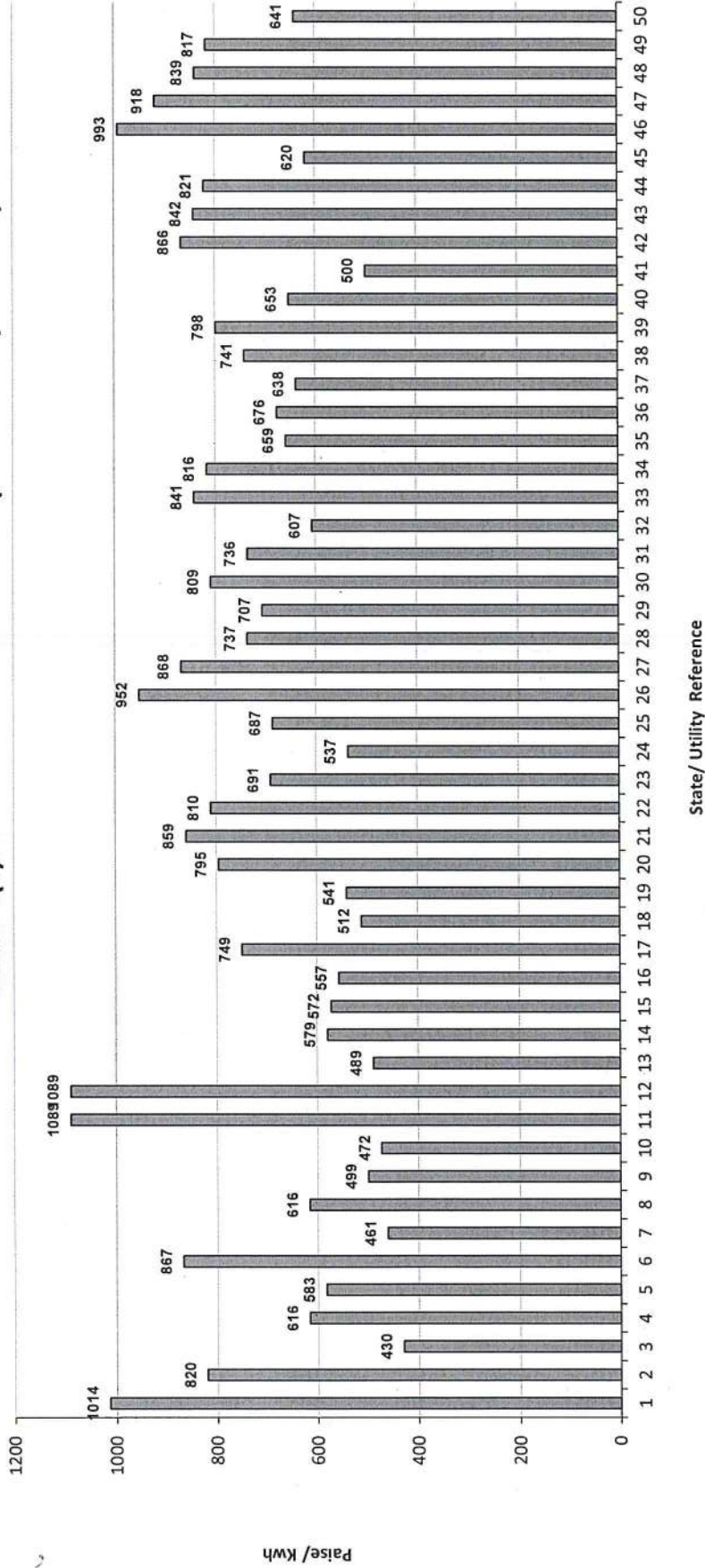
Chart 4(b): Small Industries 10 kW (1500 Units/ Month)



सारणी सं० 4 (ख): लघु उद्योग 10 कि०. वा०. (1500 यूनिट/माह)
TABLE NO.4(b): SMALL INDUSTRIES 10 KW (1500 Units/Month)

क्रमांक Sr. No.	युटिलिटी का नाम	Name of Utility	Tariff effective from	Av. Rate (P/KWh)	Duty/Tax (P/KWh)	Total (P/KWh)
1	अंडमान एण्ड निकोबार	Andaman & Nicobar Island	01.08.2022	952	0	952
2	आंध्र प्रदेश	Andhra Pradesh	01.04.2022	720	100	820
3	अरुणाचल प्रदेश	Arunachal Pradesh	01.06.2018	430	0	430
4	असम (शहरी क्षेत्र)	Assam (Urban Areas)	01.04.2022	587	29	616
	(ग्रामीण क्षेत्र)	(Rural Areas)		555	28	583
5	बिहार	Bihar	01.04.2022	818	49	867
6	चंडीगढ़	Chandigarh	01.07.2022	450	11	461
7	छत्तीसगढ़	Chhattisgarh	01.04.2022	595	21	616
8	दादरा एवं नागर हवेली	Dadra & Nagar Haveli	01.04.2022	432	0	432
9	दमन एवं दीव	Daman & Diu	01.04.2022	472	0	472
10	दिल्ली-(बी.वाइ.पी.एल./बी.आर.पी.एल./टी.पी.डी.डी.एल.)	Delhi-(BYPL/BRPL/TPDDL)	01.10.2021	1046	43	1089
11	दिल्ली-(एन.डी.एम.सी.)	Delhi-(NDMC)	01.10.2021	1046	43	1089
12	गोवा	Goa	01.04.2022	412	70	482
13	गुजरात	Gujarat	01.04.2022	527	53	579
14	गुजरात-(टॉरेंट पावर लि., अहमदाबाद)	Gujarat-(Torrent Power Ltd., Ahmedabad)	01.04.2022	520	52	572
15	गुजरात-(टॉरेंट पावर लि., सुरत)	Gujarat-(Torrent Power Ltd., Surat)	01.04.2022	482	48	530
16	हरियाणा	Haryana	01.04.2022	706	10	716
17	हिमाचल प्रदेश	Himachal Pradesh	01.04.2022	505	10	515
18	जम्मू व कश्मीर	Jammu & Kashmir	13.10.2022	476	64	541
19	झारखंड	Jharkhand	01.10.2020	755	41	795
20	कर्नाटक	Karnataka	01.04.2022			
		Bruhat Bangalore Mahangara Palike, Municipal Corp.& all Urban		781	62	843
		Areas under Village Panchayats		733	58	792
21	केरल	Kerala	26.06.2022	588	58	646
22	लददाख	Ladakh	01.10.2022	473	64	537
23	लक्षद्वीप	Lakshadweep	01.04.2022	687	0	687
24	मध्य प्रदेश	Madhya Pradesh (Urban Areas)	08.04.2022	873	79	952
		(Rural Areas)		797	72	868
25	महाराष्ट्र	Maharashtra	01.04.2022	678	70	748
26	महाराष्ट्र-मुंबई-(बी.ई.एस.टी.)	Maharashtra - Mumbai-(B.E.S.T)	01.04.2022	635	82	717
27	महाराष्ट्र-मुंबई-(अडानी एलेक्ट्रिसिटी)	Maharashtra - Mumbai-(Adani Electricity)	01.04.2022	730	89	819
28	महाराष्ट्र-मुंबई-(टाटा)	Maharashtra - Mumbai-(TATA's)	01.04.2022	662	84	746
29	मणिपुर	Manipur	01.04.2022	607	0	607
30	मिजोरम	Mizoram	01.04.2022	833	0	833
31	मेघालय	Meghalaya	01.04.2022	811	5	816
32	नागालैंड	Nagaland	01.07.2022	653	0	653
33	ओडिशा	Odisha	01.04.2022	646	31	677
34	पुडुचेरी	Puducherry	01.04.2022	638	0	638
35	पंजाब	Punjab	01.04.2022	656	85	741
36	राजस्थान	Rajasthan	01.09.2022	728	65	793
37	सिक्किम	Sikkim (URBAN)	01.04.2022	622	0	622
		(RURAL)		460	0	460
38	तमिल नाडु	Tamil Nadu	10.09.2022	695	35	730
39	तेलंगाना	Telangana	01.04.2022	827	6	833
40	त्रिपुरा	Tripura	01.09.2022	740	56	796
41	उत्तराखण्ड	Uttarakhand	01.04.2022	590	30	620
42	उत्तर प्रदेश	Uttar Pradesh (URBAN)	29.07.2022	923	69	993
		(RURAL)		854	64	918
43	पश्चिम बंगाल	West Bengal (URBAN)	01.04.2022	763	19	782
		(RURAL)		744	19	763
44	डी.वी०.सी०.- (झारखंड)	D.V.C. (Jharkhand Area)	01.02.2023	612	30	641

Chart 4(c): Small Industries 15 kW (2250 Units/ Month)



सारणी सं० 4 (ग): लघु उद्योग 15 कि०. वा०. (2250 यूनिट/माह)
TABLE NO.4(c): SMALL INDUSTRIES 15 KW (2250 Units/Month)

क्रमांक Sr. No.	युटिलिटी का नाम	Name of Utility	Tariff effective from	Av. Rate (P/KWh)	Duty/Tax (P/KWh)	Total (P/KWh)
1	अंडमान एण्ड निकोबार	Andaman & Nicobar Island	01.08.2022	1014	0	1014
2	आंध्र प्रदेश	Andhra Pradesh	01.04.2022	720	100	820
3	अरुणाचल प्रदेश	Arunachal Pradesh	01.06.2018	430	0	430
4	असम (शहरी क्षेत्र)	Assam (Urban Areas)	01.04.2022	587	29	616
	(ग्रामीण क्षेत्र)	(Rural Areas)		555	28	583
5	बिहार	Bihar	01.04.2022	818	49	867
6	चंडीगढ़	Chandigarh	01.07.2022	450	11	461
7	छत्तीसगढ़	Chhattisgarh	01.04.2022	595	21	616
8	दादरा एवं नागर हवेली	Dadra & Nagar Haveli	01.04.2022	499	0	499
9	दमन एवं दीव	Daman & Diu	01.04.2022	472	0	472
10	दिल्ली-(बी.वाइ.पी.एल./बी.आर.पी.एल./टी.पी.डी.डी.एल.)	Delhi-(BYPL/BRPL/TPDDL)	01.10.2021	1046	43	1089
11	दिल्ली-(एन.डी.एम.सी.)	Delhi-(NDMC)	01.10.2021	1046	43	1089
12	गोवा	Goa	01.04.2022	419	70	489
13	गुजरात	Gujarat	01.04.2022	527	53	579
14	गुजरात-(टोरेंट पावर लि., अहमदाबाद)	Gujarat-(Torrent Power Ltd., Ahmedabad)	01.04.2022	520	52	572
15	गुजरात-(टोरेंट पावर लि., सुरत)	Gujarat-(Torrent Power Ltd., Surat)	01.04.2022	506	51	557
16	हरियाणा	Haryana	01.04.2022	739	10	749
17	हिमाचल प्रदेश	Himachal Pradesh	01.04.2022	502	10	512
18	जम्मू व कश्मीर	Jammu & Kashmir	13.10.2022	476	64	541
19	झारखंड	Jharkhand	01.10.2020	755	41	795
20	कर्नाटक	Karnataka	01.04.2022			
		Bruhat Bangalore Mahangara Palike, Municipal Corp.& all Urban		795	64	859
		Areas under Village Panchayats		750	60	810
21	केरल	Kerala	26.06.2022	633	58	691
22	लद्दाख	Ladakh	01.10.2022	473	64	537
23	लक्षद्वीप	Lakshadweep	01.04.2022	687	0	687
24	मध्य प्रदेश	Madhya Pradesh (Urban Areas)	08.04.2022	873	79	952
		(Rural Areas)		797	72	868
25	महाराष्ट्र	Maharashtra	01.04.2022	667	69	737
26	महाराष्ट्र-मुंबई-(बी.ई.एस.टी.)	Maharashtra - Mumbai-(B.E.S.T)	01.04.2022	626	81	707
27	महाराष्ट्र-मुंबई-(अडानी एलेक्ट्रिसिटी)	Maharashtra - Mumbai-(Adani Electricity)	01.04.2022	721	88	809
28	महाराष्ट्र-मुंबई-(टाटा)	Maharashtra - Mumbai-(TATA's)	01.04.2022	653	83	736
29	मणिपुर	Manipur	01.04.2022	607	0	607
30	मिजोरम	Mizoram	01.04.2022	841	0	841
31	मेघालय	Meghalaya	01.04.2022	811	5	816
32	नागालैंड	Nagaland	01.07.2022	659	0	659
33	ओडिशा	Odisha	01.04.2022	645	31	676
34	पुडुचेरी	Puducherry	01.04.2022	638	0	638
35	पंजाब	Punjab	01.04.2022	656	85	741
36	राजस्थान	Rajasthan	01.09.2022	733	65	798
37	सिक्किम	Sikkim (URBAN)	01.04.2022	653	0	653
		(RURAL)		500	0	500
38	तमिल नाडु	Tamil Nadu	10.09.2022	825	41	866
39	तेलंगाना	Telangana	01.04.2022	836	6	842
40	त्रिपुरा	Tripura	01.09.2022	764	57	821
41	उत्तराखण्ड	Uttarakhand	01.04.2022	590	30	620
42	उत्तर प्रदेश	Uttar Pradesh (URBAN)	29.07.2022	923	69	993
		(RURAL)		854	64	918
43	पश्चिम बंगाल	West Bengal (URBAN)	01.04.2022	781	59	839
		(RURAL)		760	57	817
44	डी.वी.सी.- (झारखंड)	D.V.C. (Jharkhand Area)	01.02.2023	612	30	641

सारणी सं० 5 (क): मध्यम उद्योग 50 कि०. वा०. (7500 यूनिट/माह)
TABLE NO.5(a): MEDIUM INDUSTRIES 50 KW (7500 Units/Month)

क्रमांक Sr. No.	युटिलिटी का नाम	Name of Utility	Tariff effective from	Av. Rate (P/KWh)	Duty/Tax (P/KWh)	Total (P/KWh)
1	अंडमान एण्ड निकोबार	Andaman & Nicobar Island	01.08.2022	1100	0	1100
2	आंध्र प्रदेश	Andhra Pradesh	01.04.2022	720	100	820
3	अरुणाचल प्रदेश	Arunachal Pradesh	01.06.2018	430	0	430
4	असम	Assam	01.04.2022	774	39	813
5	बिहार	Bihar	01.04.2022	844	51	895
6	चंडीगढ़	Chandigarh	01.07.2022	553	11	564
7	छत्तीसगढ़	Chhattisgarh	01.04.2022	690	30	720
8	दादरा एवं नागर हवेली	Dadra & Nagar Haveli	01.04.2022	499	0	499
9	दमन एवं दीव	Daman & Diu	01.04.2022	472	0	472
10	दिल्ली-(बी.वाइ.पी.एल./बी.आर.पी.एल./टी.पी.डी.डी.एल.)	Delhi-(BYPL/BRPL/TPDDL)	01.10.2021	1046	43	1089
11	दिल्ली-(एन.डी.एम.सी.)	Delhi-(NDMC)	01.10.2021	1046	43	1089
12	गोवा	Goa	01.04.2022	427	70	497
13	गुजरात	Gujarat	01.04.2022	535	53	588
14	गुजरात-(टॉरेंट पावर लि., अहमदाबाद)	Gujarat-(Torrent Power Ltd., Ahmedabad)	01.04.2022	597	60	656
15	गुजरात-(टॉरेंट पावर लि., सुरत)	Gujarat-(Torrent Power Ltd., Surat)	01.04.2022	600	60	660
16	हरियाणा	Haryana	01.04.2022	818	10	828
17	हिमाचल प्रदेश	Himachal Pradesh	01.04.2022	622	37	660
18	जम्मू व कश्मीर	Jammu & Kashmir	13.10.2022	476	64	541
19	झारखंड	Jharkhand	01.10.2020	755	41	795
20	कर्नाटक	Karnataka	01.04.2022			
		Bruhat Bangalore Mahangara Palike, Municipal Corp.& all Urban		896	65	961
		Areas under Village Panchayats		846	62	908
21	केरल	Kerala	26.06.2022	708	59	767
22	लद्दाख	Ladakh	01.10.2022	473	64	537
23	लक्षद्वीप	Lakshadweep	01.04.2022	687	0	687
24	मध्य प्रदेश	Madhya Pradesh (Urban Areas)	08.04.2022	873	79	952
		(Rural Areas)		797	72	868
25	महाराष्ट्र	Maharashtra	01.04.2022	978	92	1070
26	महाराष्ट्र-मुंबई-(बी.ई.एस.टी.)	Maharashtra - Mumbai-(B.E.S.T)	01.04.2022	897	101	998
27	महाराष्ट्र-मुंबई-(अडानी एलेक्ट्रिसिटी)	Maharashtra - Mumbai-(Adani Electricity)	01.04.2022	1005	109	1114
28	महाराष्ट्र-मुंबई-(टाटा)	Maharashtra - Mumbai-(TATA's)	01.04.2022	917	103	1020
29	मणिपुर	Manipur	01.04.2022	967	0	967
30	मिजोरम	Mizoram	01.04.2022	853	0	853
31	मेघालय	Meghalaya	01.04.2022	811	5	816
32	नागालैंड	Nagaland	01.07.2022	687	0	687
33	ओडिशा	Odisha	01.04.2022	674	50	723
34	पुडुचेरी	Puducherry	01.04.2022	638	0	638
35	पंजाब	Punjab	01.04.2022	733	95	829
36	राजस्थान	Rajasthan	01.09.2022	803	65	868
37	सिक्किम	Sikkim (AT 11 KV)	01.04.2022	697	0	697
38	तमिल नाडु	Tamil Nadu	10.09.2022	825	41	866
39	तेलंगाना	Telangana	01.04.2022	836	6	842
40	त्रिपुरा	Tripura	01.09.2022	764	57	821
41	उत्तराखण्ड	Uttarakhand	01.04.2022	663	30	693
42	उत्तर प्रदेश	Uttar Pradesh (URBAN)	29.07.2022	923	69	993
		(RURAL)		854	64	918
43	पश्चिम बंगाल	West Bengal (URBAN)	01.04.2022	819	102	921
		(RURAL)		794	99	894
44	डी.वी.सी.- (झारखंड)	D.V.C. (Jharkhand Area)	01.02.2023	612	30	641

Chart 5(a): Medium Industries 50 kW (7500 Units/ Month)

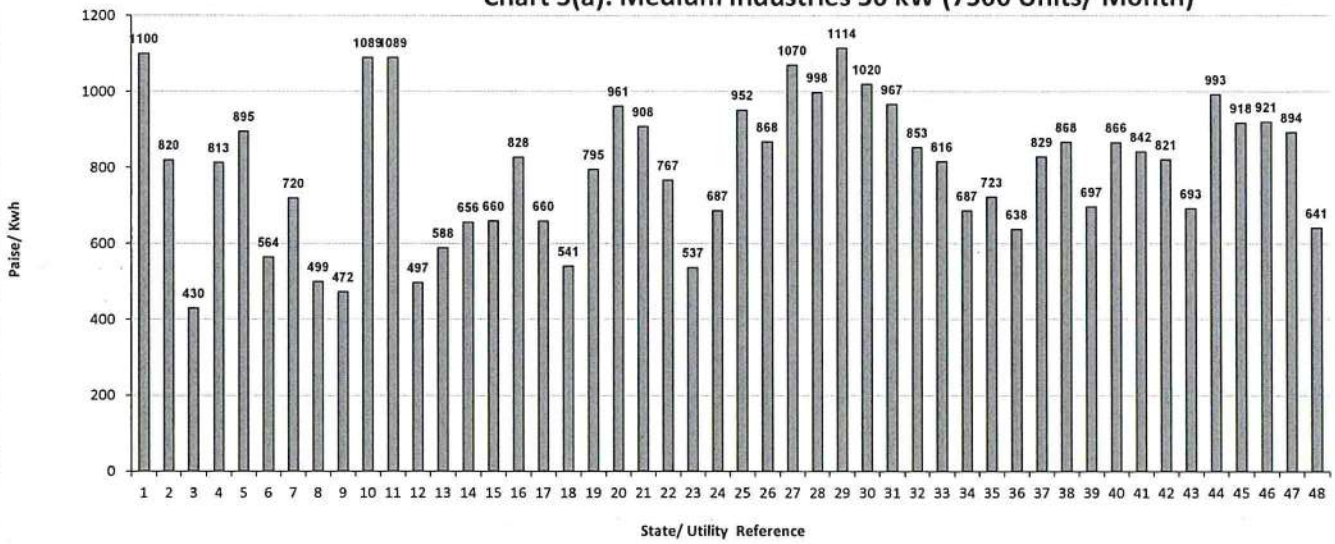
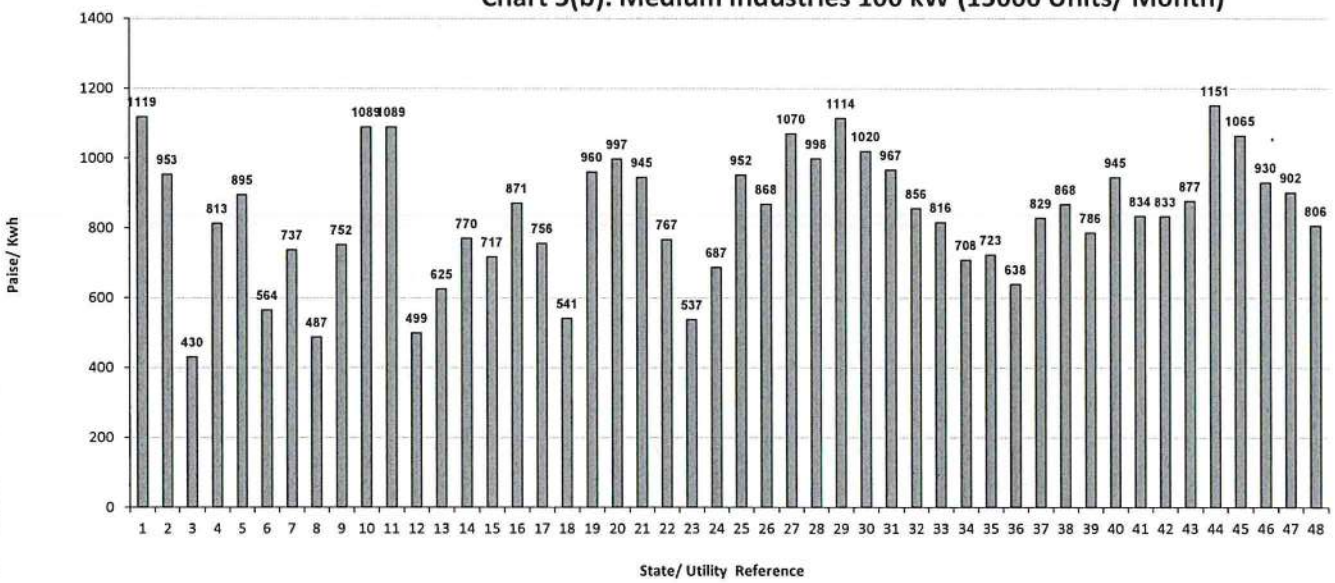


Chart 5(b): Medium Industries 100 kW (15000 Units/ Month)



सारणी सं० 5 (ख): मध्यम उद्योग 100 कि० वा०. (15000 यूनिट/माह)
TABLE NO.5(b): MEDIUM INDUSTRIES 100 KW (15000 Units/Month)

क्रमांक Sr. No.	युटिलिटी का नाम	Name of Utility	Tariff effective from	Av. Rate (P/KWh)	Duty/Tax (P/KWh)	Total (P/KWh)
1	अंडमान एण्ड निकोबार	Andaman & Nicobar Island	01.08.2022	1119	0	1119
2	आंध्र प्रदेश	Andhra Pradesh	01.04.2022	853	100	953
3	अरुणाचल प्रदेश	Arunachal Pradesh	01.06.2018	430	0	430
4	असम	Assam	01.04.2022	774	39	813
5	बिहार	Bihar	01.04.2022	844	51	895
6	चंडीगढ़	Chandigarh	01.07.2022	553	11	564
7	छत्तीसगढ़	Chhattisgarh	01.04.2022	690	47	737
8	दादरा एवं नागर हवेली	Dadra & Nagar Haveli (AT 11 KV)	01.04.2022	487	0	487
9	दमन एवं दीव	Daman & Diu	01.04.2022	752	0	752
10	दिल्ली-(बी.वाइ.पी.एल./बी.आर.पी.एल./टी.पी.डी.डी.एल.)	Delhi-(BYPL/BRPL/TPDDL)	01.10.2021	1046	43	1089
11	दिल्ली-(एन.डी.एम.सी.)	Delhi-(NDMC)	01.10.2021	1046	43	1089
12	गोवा	Goa	01.04.2022	429	70	499
13	गुजरात	Gujarat	01.04.2022	568	57	625
14	गुजरात-(टोरेंट पावर लि., अहमदाबाद)	Gujarat-(Torrent Power Ltd., Ahmedabad)	01.04.2022	700	70	770
15	गुजरात-(टोरेंट पावर लि., सुरत)	Gujarat-(Torrent Power Ltd., Surat)	01.04.2022	652	65	717
16	हरियाणा	Haryana	01.04.2022	861	10	871
17	हिमाचल प्रदेश	Himachal Pradesh	01.04.2022	719	37	756
18	जम्मू व कश्मीर	Jammu & Kashmir	13.10.2022	476	64	541
19	झारखंड	Jharkhand	01.10.2020	922	39	960
20	कर्नाटक	Karnataka	01.04.2022			
		Bruhat Bangalore Mahangara Palike, Municipal Corp.& all Urban		932	66	997
		Areas under Village Panchayats		883	63	945
21	केरल	Kerala	26.06.2022	708	59	767
22	लददाख	Ladakh	01.10.2022	473	64	537
23	लक्षद्वीप	Lakshadweep	01.04.2022	687	0	687
24	मध्य प्रदेश	Madhya Pradesh (Urban Areas)	08.04.2022	873	79	952
		(Rural Areas)		797	72	868
25	महाराष्ट्र	Maharashtra	01.04.2022	978	92	1070
26	महाराष्ट्र-मुंबई-(बी.ई.एस.टी.)	Maharashtra - Mumbai-(B.E.S.T)	01.04.2022	897	101	998
27	महाराष्ट्र-मुंबई-(अडानी एलेक्ट्रिसिटी)	Maharashtra - Mumbai-(Adani Electricity)	01.04.2022	1005	109	1114
28	महाराष्ट्र-मुंबई-(टाटा)	Maharashtra - Mumbai-(TATA's)	01.04.2022	917	103	1020
29	मणिपुर	Manipur	01.04.2022	967	0	967
30	मिजोरम	Mizoram	01.04.2022	856	0	856
31	मेघालय	Meghalaya	01.04.2022	811	5	816
32	नागालैंड	Nagaland	01.07.2022	708	0	708
33	ओडिशा	Odisha	01.04.2022	673	50	723
34	पुडुचेरी	Puduchery	01.04.2022	638	0	638
35	पंजाब	Punjab	01.04.2022	733	95	829
36	राजस्थान	Rajasthan	01.09.2022	803	65	868
37	सिक्किम	Sikkim (AT 11 KV)	01.04.2022	786	0	786
38	तमिल नाडु	Tamil Nadu	10.09.2022	900	45	945
39	तेलंगाना	Telangana	01.04.2022	828	6	834
40	त्रिपुरा	Tripura	01.09.2022	775	58	833
41	उत्तराखण्ड	Uttarakhand	01.04.2022	847	30	877
42	उत्तर प्रदेश	Uttar Pradesh (URBAN)	29.07.2022	1071	80	1151
		(RURAL)		990	74	1065
43	पश्चिम बंगाल	West Bengal (URBAN)	01.04.2022	827	103	930
		(RURAL)		802	100	902
44	डी.वी०.सी०.- (झारखंड)	D.V.C. (Jharkhand Area)	01.02.2023	778	28	806

सारणी सं० 6 (क): बड़े उद्योग 250 कि० वा०. 40% भार गूणाक (73000 यूनिट/माह) (11 कि०. व०. पर)
TABLE NO.6(a): LARGE INDUSTRIES 250 KW 40% LF (73000 Units/Month) (AT 11 KV)

क्रमांक Sr. No.	युटिलिटी का नाम	Name of Utility	Tariff effective from	Av. Rate (P/KWh)	Duty/Tax (P/KWh)	Total (P/KWh)
1	अंडमान एण्ड निकोबार	Andaman & Nicobar Island	01.08.2022	1066	0	1066
2	आंध्र प्रदेश	Andhra Pradesh	01.04.2022	834	100	934
3	अरुणाचल प्रदेश	Arunachal Pradesh	01.06.2018	385	0	385
4	असम	Assam	01.04.2022	766	38	804
5	बिहार	Bihar	01.04.2022	832	50	882
6	चंडीगढ़	Chandigarh	01.07.2022	518	11	529
7	छत्तीसगढ़	Chhattisgarh	01.04.2022	948	226	1174
8	दादरा एवं नागर हवेली	Dadra & Nagar Haveli	01.04.2022	630	0	630
9	दमन एवं दीव	Daman & Diu	01.04.2022	624	0	624
10	दिल्ली-(बी.वाइ.पी.एल./बी.आर.पी.एल./टी.पी.डी.डी.एल.)	Delhi-(BYPL/BRPL/TPDDL)	01.10.2021	930	43	973
11	दिल्ली-(एन.डी.एम.सी.)	Delhi-(NDMC)	01.10.2021	930	43	973
12	गोवा	Goa	01.04.2022	628	70	698
13	गुजरात	Gujarat	01.04.2022	457	69	526
14	गुजरात-(टॉरेंट पावर लि., अहमदाबाद)	Gujarat-(Torrent Power Ltd., Ahmedabad)	01.04.2022	534	80	614
15	गुजरात-(टॉरेंट पावर लि., सुरत)	Gujarat-(Torrent Power Ltd., Surat)	01.04.2022	535	80	615
16	हरियाणा	Haryana	01.04.2022	802	10	812
17	हिमाचल प्रदेश	Himachal Pradesh	01.04.2022	628	59	687
18	जम्मू व कश्मीर	Jammu & Kashmir	13.10.2022	494	64	558
19	झारखंड	Jharkhand	01.10.2020	788	52	840
20	कर्नाटक	Karnataka	01.04.2022			
		Bruhat Bangalore Mahangara Palike, Municipal Corp.& all Urban		855	68	922
		Areas under Village Panchayats		841	67	907
21	केरल	Kerala	26.06.2022	758	10	768
22	लद्दाख	Ladakh	01.10.2022	494	64	558
23	लक्षद्वीप	Lakshadweep	01.04.2022	977	0	977
24	मध्य प्रदेश	Madhya Pradesh	08.04.2022	862	129	991
25	महाराष्ट्र	Maharashtra (Continuous Industries)	01.04.2022	999	94	1093
		(Non-continuous Industries)		1028	96	1124
26	महाराष्ट्र-मुंबई-(बी.ई.एस.टी.)	Maharashtra - Mumbai-(B.E.S.T)	01.04.2022	794	94	888
27	महाराष्ट्र-मुंबई-(अडानी एलेक्ट्रिसिटी)	Maharashtra - Mumbai-(Adani Electricity)	01.04.2022	858	98	957
28	महाराष्ट्र-मुंबई-(टाटा)	Maharashtra - Mumbai-(TATA's)	01.04.2022	817	95	913
29	मणिपुर	Manipur	01.04.2022	1051	0	1051
30	मिजोरम	Mizoram	01.04.2022	1097	0	1097
31	मेघालय	Meghalaya	01.04.2022	876	4	880
32	नागालैंड	Nagaland	01.07.2022	726	0	726
33	ओडिशा	Odisha	01.04.2022	696	50	746
34	पुडुचेरी	Puducherry	01.04.2022	749	0	749
35	पंजाब	Punjab	01.04.2022	743	97	839
36	राजस्थान	Rajasthan	01.09.2022	833	65	898
37	सिक्किम	Sikkim	01.04.2022	757	0	757
38	तमिल नाडु	Tamil Nadu	10.09.2022	884	44	928
39	तेलंगाना	Telangana	01.04.2022	979	6	985
40	उत्तराखण्ड	Uttarakhand	01.04.2022	710	60	770
41	उत्तर प्रदेश	Uttar Pradesh (URBAN)	29.07.2022	956	72	1028
		(RURAL)		884	66	951
42	पश्चिम बंगाल	West Bengal	01.04.2022	888	133	1021
43	डी.वी०.सी०.- (झारखंड)	D.V.C. (Jharkhand Area)	01.02.2023	626	37	663

Chart 6(a): Large Industries 250 kW 40% LF (73000 Units/ Month) (At 11 kv)

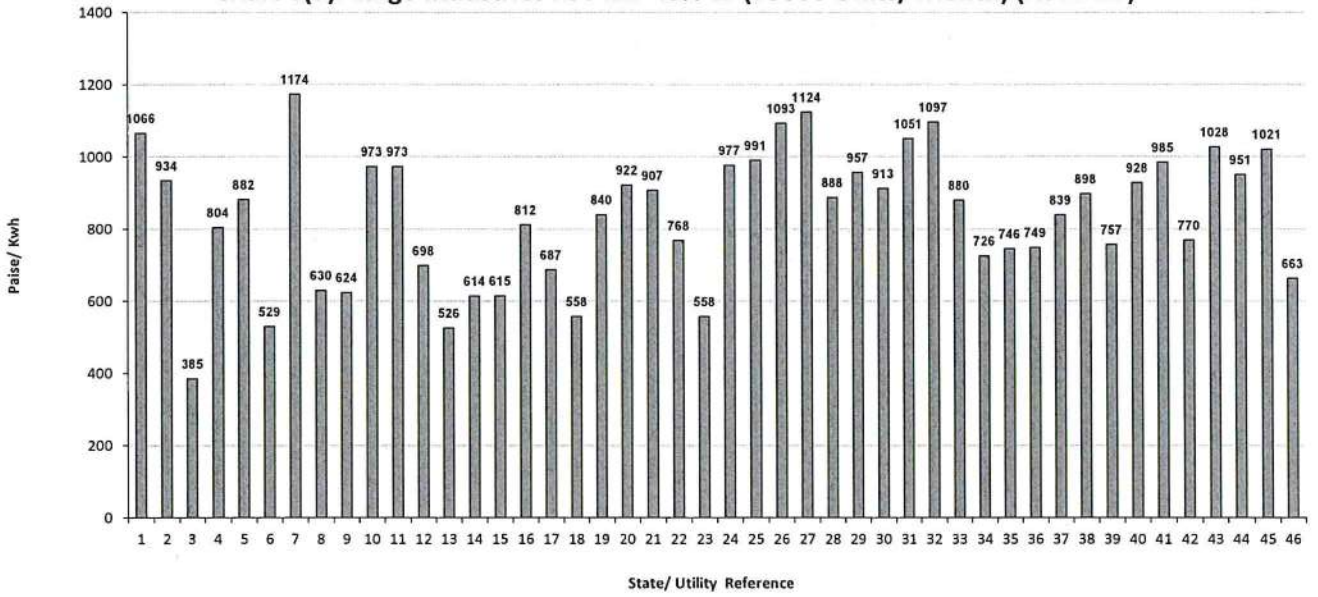
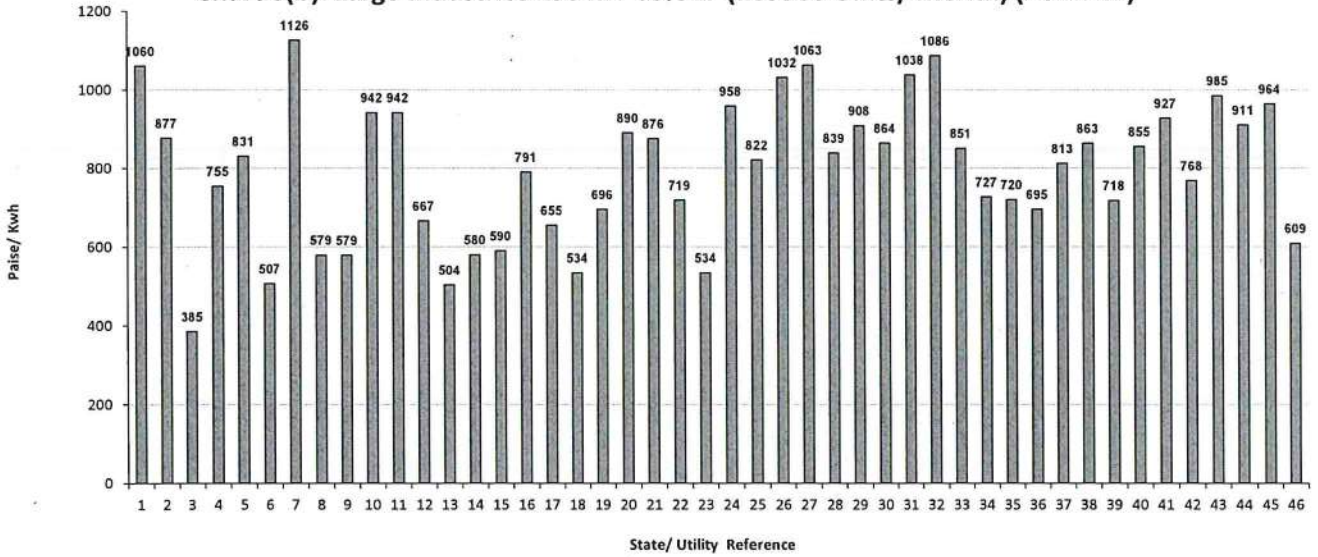


Chart 6(b): Large Industries 250 kW 60% LF (109500 Units/ Month) (At 11 kv)



सारणी सं० 6 (ख): बड़े उद्योग 250 कि०. वा०. 60% भार गृणाक (1095000 यूनिट/माह) (11 कि०. व०. पर)
TABLE NO.6(b): LARGE INDUSTRIES 250 KW 60% LF (109500 Units/Month) (AT 11 KV)

क्रमांक Sr. No.	युटिलिटी का नाम	Name of Utility	Tariff effective from	Av. Rate (P/KWh)	Duty/Tax (P/KWh)	Total (P/KWh)
1	अंडमान एण्ड निकोबार	Andaman & Nicobar Island	01.08.2022	1060	0	1060
2	आंध्र प्रदेश	Andhra Pradesh	01.04.2022	777	100	877
3	अरुणाचल प्रदेश	Arunachal Pradesh	01.06.2018	385	0	385
4	असम	Assam	01.04.2022	719	36	755
5	बिहार	Bihar	01.04.2022	784	47	831
6	चंडीगढ़	Chandigarh	01.07.2022	496	11	507
7	छत्तीसगढ़	Chhattisgarh	01.04.2022	901	226	1126
8	दादरा एवं नागर हवेली	Dadra & Nagar Haveli	01.04.2022	579	0	579
9	दमन एवं दीव	Daman & Diu	01.04.2022	579	0	579
10	दिल्ली-(बी.वाइ.पी.एल./बी.आर.पी.एल./टी.पी.डी.डी.एल.)	Delhi-(BYPL/BRPL/TPDDL)	01.10.2021	899	43	942
11	दिल्ली-(एन.डी.एम.सी.)	Delhi-(NDMC)	01.10.2021	899	43	942
12	गोवा	Goa	01.04.2022	597	70	667
13	गुजरात	Gujarat	01.04.2022	438	66	504
14	गुजरात-(टॉरेंट पावर लि., अहमदाबाद)	Gujarat-(Torrent Power Ltd., Ahmedabad)	01.04.2022	504	76	580
15	गुजरात-(टॉरेंट पावर लि., सुरत)	Gujarat-(Torrent Power Ltd., Surat)	01.04.2022	513	77	590
16	हरियाणा	Haryana	01.04.2022	781	10	791
17	हिमाचल प्रदेश	Himachal Pradesh	01.04.2022	597	59	655
18	जम्मू व कश्मीर	Jammu & Kashmir	13.10.2022	471	64	534
19	झारखंड	Jharkhand	01.10.2020	644	52	696
20	कर्नाटक	Karnataka	01.04.2022			
		Bruhat Bangalore Mahangara Palike, Municipal Corp.& all Urban		822	68	890
		Areas under Village Panchayats		809	67	876
21	केरल	Kerala	26.06.2022	709	10	719
22	लददाख	Ladakh	01.10.2022	471	64	534
23	लक्षद्वीप	Lakshadweep	01.04.2022	958	0	958
24	मध्य प्रदेश	Madhya Pradesh	08.04.2022	714	107	822
25	महाराष्ट्र	Maharashtra (Continuous Industries)	01.04.2022	942	90	1032
		(Non-continuous Industries)		971	92	1063
26	महाराष्ट्र-मुंबई-(बी.ई.एस.टी.)	Maharashtra - Mumbai-(B.E.S.T)	01.04.2022	749	90	839
27	महाराष्ट्र-मुंबई-(अडानी एलेक्ट्रिसिटी)	Maharashtra - Mumbai-(Adani Electricity)	01.04.2022	813	95	908
28	महाराष्ट्र-मुंबई-(टाटा)	Maharashtra - Mumbai-(TATA's)	01.04.2022	772	92	864
29	मणिपुर	Manipur	01.04.2022	1038	0	1038
30	मिजोरम	Mizoram	01.04.2022	1086	0	1086
31	मेघालय	Meghalaya	01.04.2022	847	4	851
32	नागालैंड	Nagaland	01.07.2022	727	0	727
33	ओडिशा	Odisha	01.04.2022	671	50	720
34	पुडुचेरी	Puducherry	01.04.2022	695	0	695
35	पंजाब	Punjab	01.04.2022	719	93	813
36	राजस्थान	Rajasthan	01.09.2022	798	65	863
37	सिक्किम	Sikkim	01.04.2022	718	0	718
38	तमिल नाडु	Tamil Nadu	10.09.2022	815	41	855
39	तेलंगाना	Telangana	01.04.2022	921	6	927
40	उत्तराखण्ड	Uttarakhand	01.04.2022	708	60	768
41	उत्तर प्रदेश	Uttar Pradesh (URBAN)	29.07.2022	916	69	985
		(RURAL)		847	64	911
42	पश्चिम बंगाल	West Bengal	01.04.2022	838	126	964
43	डी.वी.सी.- (झारखंड)	D.V.C. (Jharkhand Area)	01.02.2023	572	37	609

सारणी सं० 6 (ग): बड़े उद्योग 500 कि० वा०. 40% भार गृणाक (146000 यूनिट/माह) (11 कि०. वो०. पर)
TABLE NO.6(c): LARGE INDUSTRIES 500 KW 40% LF (146000 Units/Month) (AT 11 KV)

क्रमांक Sr. No.	युटिलिटी का नाम	Name of Utility	Tariff effective from	Av. Rate (P/KWh)	Duty/Tax (P/KWh)	Total (P/KWh)
1	अंडमान एण्ड निकोबार	Andaman & Nicobar Island	01.08.2022	1067	0	1067
2	आंध्र प्रदेश	Andhra Pradesh	01.04.2022	834	100	934
3	अरुणाचल प्रदेश	Arunachal Pradesh	01.06.2018	385	0	385
4	असम	Assam	01.04.2022	766	38	804
5	बिहार	Bihar	01.04.2022	832	50	882
6	चंडीगढ़	Chandigarh	01.07.2022	518	11	529
7	छत्तीसगढ़	Chhattisgarh	01.04.2022	948	226	1174
8	दादरा एवं नागर हवेली	Dadra & Nagar Haveli	01.04.2022	630	0	630
9	दमन एवं दीव	Daman & Diu	01.04.2022	624	0	624
10	दिल्ली-(बी.वाइ.पी.एल./बी.आर.पी.एल./टी.पी.डी.डी.एल.)	Delhi-(BYPL/BRPL/TPDDL)	01.10.2021	930	43	973
11	दिल्ली-(एन.डी.एम.सी.)	Delhi-(NDMC)	01.10.2021	930	43	973
12	गोवा	Goa	01.04.2022	628	70	698
13	गुजरात	Gujarat	01.04.2022	481	72	553
14	गुजरात-(टॉरेंट पावर लि., अहमदाबाद)	Gujarat-(Torrent Power Ltd., Ahmedabad)	01.04.2022	534	80	614
15	गुजरात-(टॉरेंट पावर लि., सुरत)	Gujarat-(Torrent Power Ltd., Surat)	01.04.2022	578	87	665
16	हरियाणा	Haryana	01.04.2022	802	10	812
17	हिमाचल प्रदेश	Himachal Pradesh	01.04.2022	628	59	687
18	जम्मू व कश्मीर	Jammu & Kashmir	13.10.2022	494	64	558
19	झारखंड	Jharkhand	01.10.2020	788	52	840
20	कर्नाटक	Karnataka	01.04.2022			
		Bruhat Bangalore Mahangara Palike, Municipal Corp.& all Urban		864	68	932
		Areas under Village Panchayats		847	67	914
21	केरल	Kerala	26.06.2022	758	10	768
22	लद्दाख	Ladakh	01.10.2022	494	64	558
23	लक्षद्वीप	Lakshadweep	01.04.2022	977	0	977
24	मध्य प्रदेश	Madhya Pradesh	08.04.2022	862	129	991
25	महाराष्ट्र	Maharashtra (Continuous Industries)	01.04.2022	999	94	1093
		(Non-continuous Industries)		1028	96	1124
26	महाराष्ट्र-मुंबई-(बी.ई.एस.टी.)	Maharashtra - Mumbai-(B.E.S.T)	01.04.2022	794	94	888
27	महाराष्ट्र-मुंबई-(अडानी एलेक्ट्रिसिटी)	Maharashtra - Mumbai-(Adani Electricity)	01.04.2022	858	98	957
28	महाराष्ट्र-मुंबई-(टाटा)	Maharashtra - Mumbai-(TATA's)	01.04.2022	817	95	913
29	मणिपुर	Manipur	01.04.2022	1051	0	1051
30	मिजोरम	Mizoram	01.04.2022	1097	0	1097
31	मेघालय	Meghalaya	01.04.2022	876	3	880
32	नागालैंड	Nagaland	01.07.2022	728	0	728
33	ओडिशा	Odisha	01.04.2022	696	50	746
34	पुडुचेरी	Puducherry	01.04.2022	749	0	749
35	पंजाब	Punjab	01.04.2022	743	97	839
36	राजस्थान	Rajasthan	01.09.2022	833	65	898
37	सिक्किम	Sikkim	01.04.2022	916	0	916
38	तमिल नाडु	Tamil Nadu	10.09.2022	884	44	928
39	तेलंगाना	Telangana	01.04.2022	978	6	984
40	उत्तराखण्ड	Uttarakhand	01.04.2022	710	60	770
41	उत्तर प्रदेश	Uttar Pradesh (URBAN)	29.07.2022	956	72	1028
		(RURAL)		884	66	951
42	पश्चिम बंगाल	West Bengal	01.04.2022	888	133	1021
43	डी.वी.सी.- (झारखंड)	D.V.C. (Jharkhand Area)	01.02.2023	626	37	663

Chart 6(c): Large Industries 500 kW 40% LF (146000 Units/ Month) (At 11 kV)

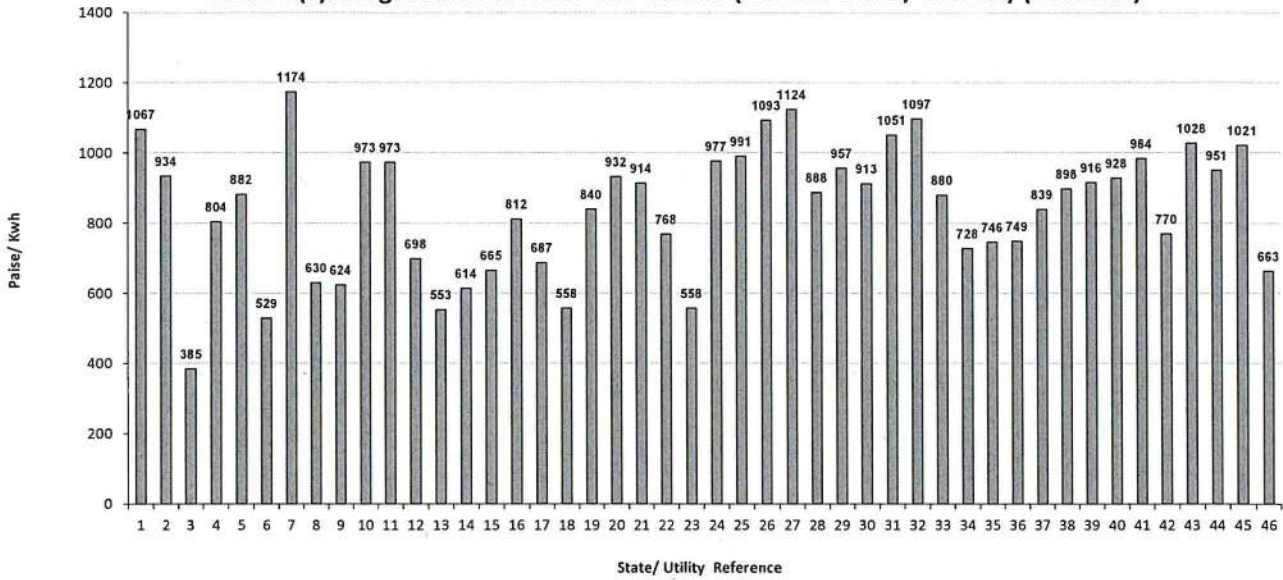
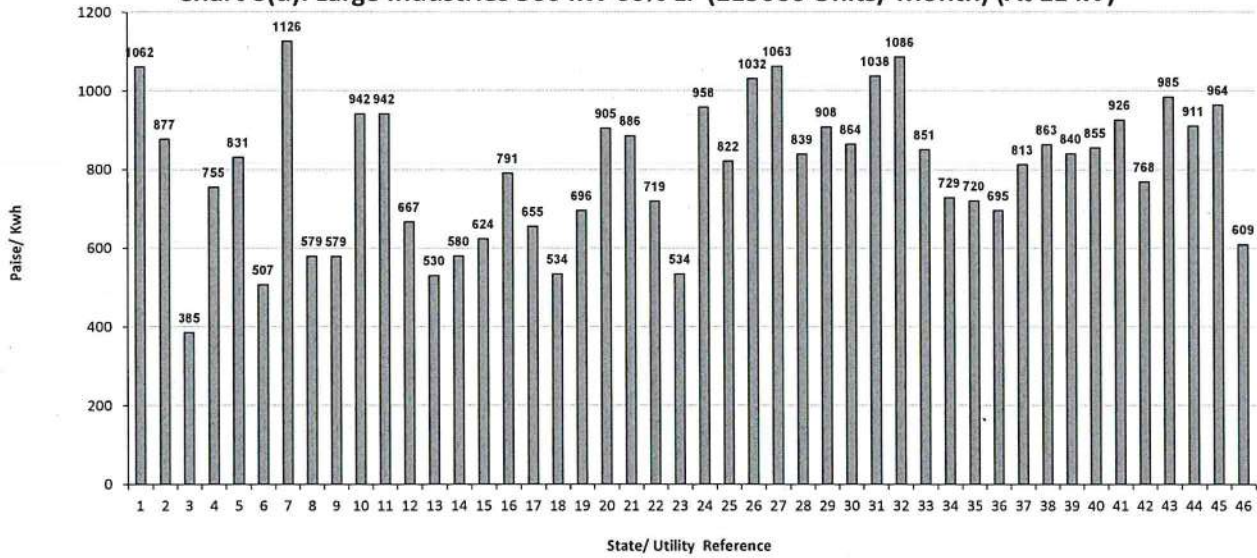


Chart 6(d): Large Industries 500 kW 60% LF (219000 Units/ Month) (At 11 kV)



सारणी सं० 6 (घ): बड़े उद्योग 500 कि० वा०. 60% भार गृणाक (219000 यूनिट/माह) (11 कि०. व०. पर)
TABLE NO.6(d): LARGE INDUSTRIES 500 KW 60% LF (219000 Units/Month) (AT 11 KV)

क्रमांक Sr. No.	युटिलिटी का नाम	Name of Utility	Tariff effective from	Av. Rate (P/KWh)	Duty/Tax (P/KWh)	Total (P/KWh)
1	अंडमान एण्ड निकोबार	Andaman & Nicobar Island	01.08.2022	1062	0	1062
2	आंध्र प्रदेश	Andhra Pradesh	01.04.2022	777	100	877
3	अरुणाचल प्रदेश	Arunachal Pradesh	01.06.2018	385	0	385
4	असम	Assam	01.04.2022	719	36	755
5	बिहार	Bihar	01.04.2022	784	47	831
6	चंडीगढ़	Chandigarh	01.07.2022	496	11	507
7	छत्तीसगढ़	Chhattisgarh	01.04.2022	901	226	1126
8	दादरा एवं नागर हवेली	Dadra & Nagar Haveli	01.04.2022	579	0	579
9	दमन एवं दीव	Daman & Diu	01.04.2022	579	0	579
10	दिल्ली-(बी.वाइ.पी.एल./बी.आर.पी.एल./टी.पी.डी.डी.एल.)	Delhi-(BYPL/BRPL/TPDDL)	01.10.2021	899	43	942
11	दिल्ली-(एन.डी.एम.सी.)	Delhi-(NDMC)	01.10.2021	899	43	942
12	गोवा	Goa	01.04.2022	597	70	667
13	गुजरात	Gujarat	01.04.2022	461	69	530
14	गुजरात-(टोरेंट पावर लि., अहमदाबाद)	Gujarat-(Torrent Power Ltd., Ahmedabad)	01.04.2022	504	76	580
15	गुजरात-(टोरेंट पावर लि., सुरत)	Gujarat-(Torrent Power Ltd., Surat)	01.04.2022	542	81	624
16	हरियाणा	Haryana	01.04.2022	781	10	791
17	हिमाचल प्रदेश	Himachal Pradesh	01.04.2022	597	59	655
18	जम्मू व कश्मीर	Jammu & Kashmir	13.10.2022	471	64	534
19	झारखंड	Jharkhand	01.10.2020	644	52	696
20	कर्नाटक	Karnataka	01.04.2022			
		Bruhat Bangalore Mahangara Palike, Municipal Corp.& all Urban		836	69	905
		Areas under Village Panchayats		818	68	886
21	केरल	Kerala	26.06.2022	709	10	719
22	लददाख	Ladakh	01.10.2022	471	64	534
23	लक्षद्वीप	Lakshadweep	01.04.2022	958	0	958
24	मध्य प्रदेश	Madhya Pradesh	08.04.2022	714	107	822
25	महाराष्ट्र	Maharashtra (Continuous Industries)	01.04.2022	942	90	1032
		(Non-continuous Industries)		971	92	1063
26	महाराष्ट्र-मुंबई-(बी.ई.एस.टी.)	Maharashtra - Mumbai-(B.E.S.T)	01.04.2022	749	90	839
27	महाराष्ट्र-मुंबई-(अडानी एलेक्ट्रिसिटी)	Maharashtra - Mumbai-(Adani Electricity)	01.04.2022	813	95	908
28	महाराष्ट्र-मुंबई-(टाटा)	Maharashtra - Mumbai-(TATA's)	01.04.2022	772	92	864
29	मणिपुर	Manipur	01.04.2022	1038	0	1038
30	मिजोरम	Mizoram	01.04.2022	1086	0	1086
31	मेघालय	Meghalaya	01.04.2022	847	3	851
32	नागालैंड	Nagaland	01.07.2022	729	0	729
33	ओडिशा	Odisha	01.04.2022	671	50	720
34	पुडुचेरी	Puducherry	01.04.2022	695	0	695
35	पंजाब	Punjab	01.04.2022	719	93	813
36	राजस्थान	Rajasthan	01.09.2022	798	65	863
37	सिक्किम	Sikkim	01.04.2022	840	0	840
38	तमिल नाडु	Tamil Nadu	10.09.2022	815	41	855
39	तेलंगाना	Telangana	01.04.2022	920	6	926
40	उत्तराखण्ड	Uttarakhand	01.04.2022	708	60	768
41	उत्तर प्रदेश	Uttar Pradesh (URBAN)	29.07.2022	916	69	985
		(RURAL)		847	64	911
42	पश्चिम बंगाल	West Bengal	01.04.2022	838	126	964
43	डी.वी०.सी०.- (झारखंड)	D.V.C. (Jharkhand Area)	01.02.2023	572	37	609

सारणी सं० 6 (इ): बड़े उद्योग 1000 कि०. वा०. 40% भार गृणाक (292000 यूनिट/माह) (11 कि०. वो०. पर)
TABLE NO.6(e): LARGE INDUSTRIES 1000 KW 40% LF (292000 Units/Month) (AT 11 KV)

क्रमांक Sr. No.	युटिलिटी का नाम	Name of Utility	Tariff effective from	Av. Rate (P/KWh)	Duty/Tax (P/KWh)	Total (P/KWh)
1	अंडमान एण्ड निकोबार	Andaman & Nicobar Island	01.08.2022	1068	0	1068
2	आंध्र प्रदेश	Andhra Pradesh	01.04.2022	834	100	934
3	अरुणाचल प्रदेश	Arunachal Pradesh	01.06.2018	385	0	385
4	असम	Assam	01.04.2022	766	38	804
5	बिहार	Bihar	01.04.2022	832	50	882
6	चंडीगढ़	Chandigarh	01.07.2022	518	11	529
7	छत्तीसगढ़	Chhattisgarh	01.04.2022	948	226	1174
8	दादरा एवं नागर हवेली	Dadra & Nagar Haveli	01.04.2022	630	0	630
9	दमन एवं दीव	Daman & Diu	01.04.2022	624	0	624
10	दिल्ली-(बी.वाइ.पी.एल./बी.आर.पी.एल./टी.पी.डी.डी.एल.)	Delhi-(BYPL/BRPL/TPDDL)	01.10.2021	930	43	973
11	दिल्ली-(एन.डी.एम.सी.)	Delhi-(NDMC)	01.10.2021	930	43	973
12	गोवा	Goa	01.04.2022	628	70	698
13	गुजरात	Gujarat	01.04.2022	508	76	585
14	गुजरात-(टॉरेंट पावर लि., अहमदाबाद)	Gujarat-(Torrent Power Ltd., Ahmedabad)	01.04.2022	560	84	644
15	गुजरात-(टॉरेंट पावर लि., सुरत)	Gujarat-(Torrent Power Ltd., Surat)	01.04.2022	578	87	665
16	हरियाणा	Haryana	01.04.2022	802	10	812
17	हिमाचल प्रदेश	Himachal Pradesh	01.04.2022	658	56	713
18	जम्मू व कश्मीर	Jammu & Kashmir	13.10.2022	494	64	558
19	झारखंड	Jharkhand	01.10.2020	788	52	840
20	कर्नाटक	Karnataka	01.04.2022			
		Bruhat Bangalore Mahangara Palike, Municipal Corp.& all Urban		874	69	944
		Areas under Village Panchayats		854	68	922
21	केरल	Kerala	26.06.2022	758	10	768
22	लद्दाख	Ladakh	01.10.2022	494	64	558
23	लक्षद्वीप	Lakshadweep	01.04.2022	977	0	977
24	मध्य प्रदेश	Madhya Pradesh	08.04.2022	862	129	991
25	महाराष्ट्र	Maharashtra (Continuous Industries)	01.04.2022	999	94	1093
		(Non-continuous Industries)		1028	96	1124
26	महाराष्ट्र-मुंबई-(बी.ई.एस.टी.)	Maharashtra - Mumbai-(B.E.S.T)	01.04.2022	794	94	888
27	महाराष्ट्र-मुंबई-(अडानी एलेक्ट्रिसिटी)	Maharashtra - Mumbai-(Adani Electricity)	01.04.2022	858	98	957
28	महाराष्ट्र-मुंबई-(टाटा)	Maharashtra - Mumbai-(TATA's)	01.04.2022	817	95	913
29	मणिपुर	Manipur	01.04.2022	1051	0	1051
30	मिजोरम	Mizoram	01.04.2022	1097	0	1097
31	मेघालय	Meghalaya	01.04.2022	876	3	880
32	नागालैंड	Nagaland	01.07.2022	729	0	729
33	ओडिशा	Odisha	01.04.2022	696	50	746
34	पुडुचेरी	Puducherry	01.04.2022	749	0	749
35	पंजाब	Punjab	01.04.2022	777	101	878
36	राजस्थान	Rajasthan	01.09.2022	833	65	898
37	सिक्किम	Sikkim	01.04.2022	916	0	916
38	तमिल नाडु	Tamil Nadu	10.09.2022	884	44	928
39	तेलंगाना	Telangana	01.04.2022	977	6	983
40	उत्तराखण्ड	Uttarakhand	01.04.2022	738	60	798
41	उत्तर प्रदेश	Uttar Pradesh (URBAN)	29.07.2022	956	72	1028
		(RURAL)		884	66	951
42	पश्चिम बंगाल	West Bengal	01.04.2022	888	133	1021
43	डी.वी.सी.- (झारखंड)	D.V.C. (Jharkhand Area)	01.02.2023	626	37	663

Chart 6(e): Large Industries 1000 kW 40% LF (292000 Units/ Month) (At 11 kV)

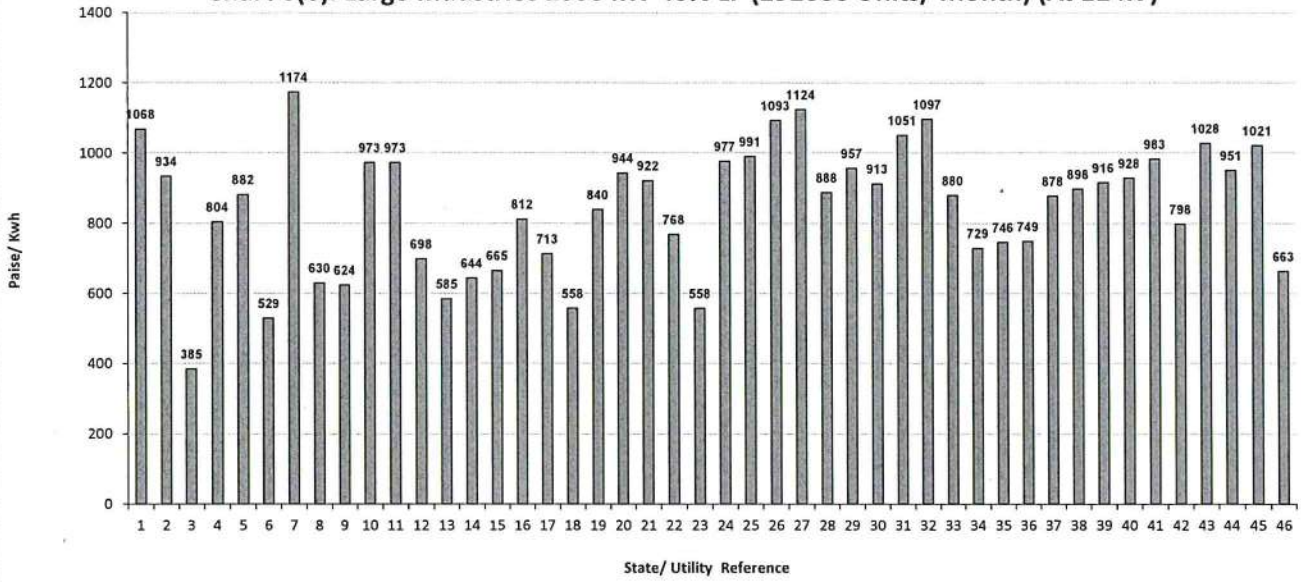
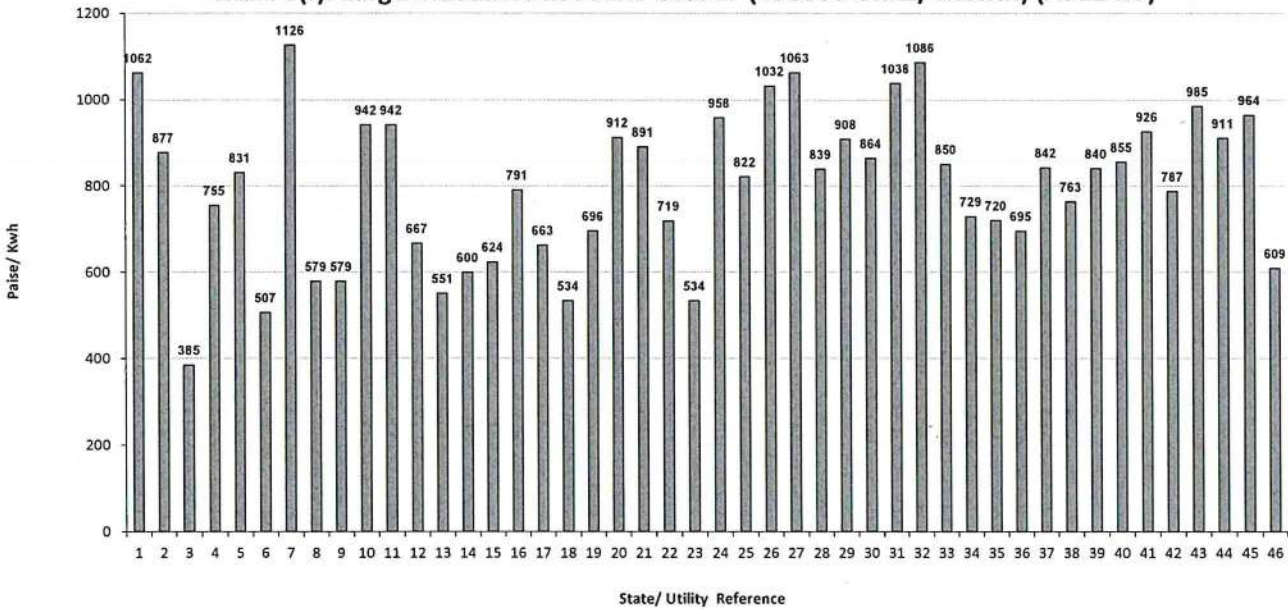


Chart 6(f): Large Industries 1000 kW 60% LF (438000 Units/ Month) (At 11 kV)



सारणी सं० 6 (च): बड़े उद्योग 1000 कि०. वा०. 60% भार गूणांक (438000 यूनिट/माह) (11 कि०. वो०. पर)
TABLE NO.6(f): LARGE INDUSTRIES 1000 KW 60% LF (438000 Units/Month) (AT 11 KV)

क्रमांक Sr. No.	युटिलिटी का नाम	Name of Utility	Tariff effective from	Av. Rate (P/KWh)	Duty/Tax (P/KWh)	Total (P/KWh)
1	अंडमान एण्ड निकोबार	Andaman & Nicobar Island	01.08.2022	1062	0	1062
2	आंध्र प्रदेश	Andhra Pradesh	01.04.2022	777	100	877
3	अरुणाचल प्रदेश	Arunachal Pradesh	01.06.2018	385	0	385
4	असम	Assam	01.04.2022	719	36	755
5	बिहार	Bihar	01.04.2022	784	47	831
6	चंडीगढ़	Chandigarh	01.07.2022	496	11	507
7	छत्तीसगढ़	Chhattisgarh	01.04.2022	901	226	1126
8	दादरा एवं नागर हवेली	Dadra & Nagar Haveli	01.04.2022	579	0	579
9	दमन एवं दीव	Daman & Diu	01.04.2022	579	0	579
10	दिल्ली-(बी.वाइ.पी.एल./बी.आर.पी.एल./टी.पी.डी.डी.एल.)	Delhi-(BYPL/BRPL/TPDDL)	01.10.2021	899	43	942
11	दिल्ली-(एन.डी.एम.सी.)	Delhi-(NDMC)	01.10.2021	899	43	942
12	गोवा	Goa	01.04.2022	597	70	667
13	गुजरात	Gujarat	01.04.2022	479	72	551
14	गुजरात-(टॉरेंट पावर लि., अहमदाबाद)	Gujarat-(Torrent Power Ltd., Ahmedabad)	01.04.2022	521	78	600
15	गुजरात-(टॉरेंट पावर लि., सुरत)	Gujarat-(Torrent Power Ltd., Surat)	01.04.2022	542	81	624
16	हरियाणा	Haryana	01.04.2022	781	10	791
17	हिमाचल प्रदेश	Himachal Pradesh	01.04.2022	607	56	663
18	जम्मू व कश्मीर	Jammu & Kashmir	13.10.2022	471	64	534
19	झारखंड	Jharkhand	01.10.2020	644	52	696
20	कर्नाटक	Karnataka	01.04.2022			
		Bruhat Bangalore Mahangara Palike, Municipal Corp.& all Urbar		843	70	912
		Areas under Village Panchayats		823	68	891
21	केरल	Kerala	26.06.2022	709	10	719
22	लद्दाख	Ladakh	01.10.2022	471	64	534
23	लक्षद्वीप	Lakshadweep	01.04.2022	958	0	958
24	मध्य प्रदेश	Madhya Pradesh	08.04.2022	714	107	822
25	महाराष्ट्र	Maharashtra (Continuous Industries)	01.04.2022	942	90	1032
		(Non-continuous Industries)		971	92	1063
26	महाराष्ट्र-मुंबई-(बी.ई.एस.टी.)	Maharashtra - Mumbai-(B.E.S.T)	01.04.2022	749	90	839
27	महाराष्ट्र-मुंबई-(अडानी एलेक्ट्रिसिटी)	Maharashtra - Mumbai-(Adani Electricity)	01.04.2022	813	95	908
28	महाराष्ट्र-मुंबई-(टाटा)	Maharashtra - Mumbai-(TATA's)	01.04.2022	772	92	864
29	मणिपुर	Manipur	01.04.2022	1038	0	1038
30	मिजोरम	Mizoram	01.04.2022	1086	0	1086
31	मेघालय	Meghalaya	01.04.2022	847	3	850
32	नागालैंड	Nagaland	01.07.2022	729	0	729
33	ओडिशा	Odisha	01.04.2022	671	50	720
34	पुडुचेरी	Puducherry	01.04.2022	695	0	695
35	पंजाब	Punjab	01.04.2022	745	97	842
36	राजस्थान	Rajasthan	01.09.2022	698	65	763
37	सिक्किम	Sikkim	01.04.2022	840	0	840
38	तमिल नाडु	Tamil Nadu	10.09.2022	815	41	855
39	तेलंगाना	Telangana	01.04.2022	920	6	926
40	उत्तराखण्ड	Uttarakhand	01.04.2022	727	60	787
41	उत्तर प्रदेश	Uttar Pradesh (URBAN)	29.07.2022	916	69	985
		(RURAL)		847	64	911
42	पश्चिम बंगाल	West Bengal	01.04.2022	838	126	964
43	डी.वी.सी.-(झारखंड)	D.V.C. (Jharkhand Area)	01.02.2023	572	37	609

सारणी सं० 6 (छ): बड़े उद्योग 5000 कि० वा०. 40% भार गृणाक (1460000 यूनिट/माह) (11 कि० व० पर)
TABLE NO.6(g): LARGE INDUSTRIES 5000 KW 40% LF (1460000 Units/Month) (AT 11 KV)

क्रमांक Sr. No.	युटिलिटी का नाम	Name of Utility	Tariff effective from	Av. Rate (P/KWh)	Duty/Tax (P/KWh)	Total (P/KWh)
1	अंडमान एण्ड निकोबार	Andaman & Nicobar Island	01.08.2022	1069	0	1069
2	आंध्र प्रदेश	Andhra Pradesh	01.04.2022	834	100	934
3	अरुणाचल प्रदेश	Arunachal Pradesh	01.06.2018	385	0	385
4	असम	Assam	01.04.2022	766	38	804
5	चंडीगढ़	Chandigarh	01.07.2022	518	11	529
6	छत्तीसगढ़	Chhattisgarh	01.04.2022	948	226	1174
7	दादरा एवं नागर हवेली	Dadra & Nagar Haveli	01.04.2022	630	0	630
8	दमन एवं दीव	Daman & Diu	01.04.2022	624	0	624
9	दिल्ली-(बी.वाइ.पी.एल./बी.आर.पी.एल./टी.पी.डी.डी.एल.)	Delhi-(BYPL/BRPL/TPDDL)	01.10.2021	930	43	973
10	दिल्ली-(एन.डी.एम.सी.)	Delhi-(NDMC)	01.10.2021	930	43	973
11	गोवा	Goa	01.04.2022	628	70	698
12	गुजरात	Gujarat	01.04.2022	592	89	681
13	गुजरात-(टॉरेंट पावर लि., अहमदाबाद)	Gujarat-(Torrent Power Ltd., Ahmedabad)	01.04.2022	560	84	644
14	गुजरात-(टॉरेंट पावर लि., सुरत)	Gujarat-(Torrent Power Ltd., Surat)	01.04.2022	578	87	665
15	हरियाणा	Haryana	01.04.2022	802	10	812
16	हिमाचल प्रदेश	Himachal Pradesh	01.04.2022	658	56	713
17	जम्मू व कश्मीर	Jammu & Kashmir	13.10.2022	494	64	558
18	झारखंड	Jharkhand	01.10.2020	788	52	840
19	कर्नाटक	Karnataka	01.04.2022			
		Bruhat Bangalore Mahangara Palike, Municipal Corp.& all Urban		883	70	953
		Areas under Village Panchayats		859	68	928
20	केरल	Kerala	26.06.2022	758	10	768
21	लद्दाख	Ladakh	01.10.2022	494	64	558
22	लक्षद्वीप	Lakshadweep	01.04.2022	977	0	977
23	मध्य प्रदेश	Madhya Pradesh	08.04.2022	862	129	991
24	महाराष्ट्र	Maharashtra (Continuous Industries)	01.04.2022	999	94	1093
		(Non-continuous Industries)		1028	96	1124
25	महाराष्ट्र-मुंबई-(बी.ई.एस.टी.)	Maharashtra - Mumbai-(B.E.S.T)	01.04.2022	794	94	888
26	महाराष्ट्र-मुंबई-(अडानी एलेक्ट्रिसिटी)	Maharashtra - Mumbai-(Adani Electricity)	01.04.2022	858	98	957
27	महाराष्ट्र-मुंबई-(टाटा)	Maharashtra - Mumbai-(TATA's)	01.04.2022	817	95	913
28	मणिपुर	Manipur	01.04.2022	1051	0	1051
29	मिजोरम	Mizoram	01.04.2022	1097	0	1097
30	मेघालय	Meghalaya	01.04.2022	876	3	879
31	नागालैंड	Nagaland	01.07.2022	730	0	730
32	ओडिशा	Odisha	01.04.2022	696	50	746
33	पंजाब	Punjab	01.04.2022	805	105	910
34	सिक्किम	Sikkim	01.04.2022	916	0	916
35	तमिल नाडु	Tamil Nadu	10.09.2022	884	44	928
36	तेलंगाना	Telangana	01.04.2022	977	6	983
37	उत्तराखण्ड	Uttarakhand	01.04.2022	738	60	798
38	उत्तर प्रदेश	Uttar Pradesh (URBAN)	29.07.2022	956	72	1028
		(RURAL)		884	66	951
39	पश्चिम बंगाल	West Bengal	01.04.2022	888	133	1021
40	डी.वी०.सी०.- (झारखंड)	D.V.C. (Jharkhand Area)	01.02.2023	626	37	663

Chart 6(g): Large Industries 5000 kW 40% LF (1460000 Units/ Month) (At 11 kV)

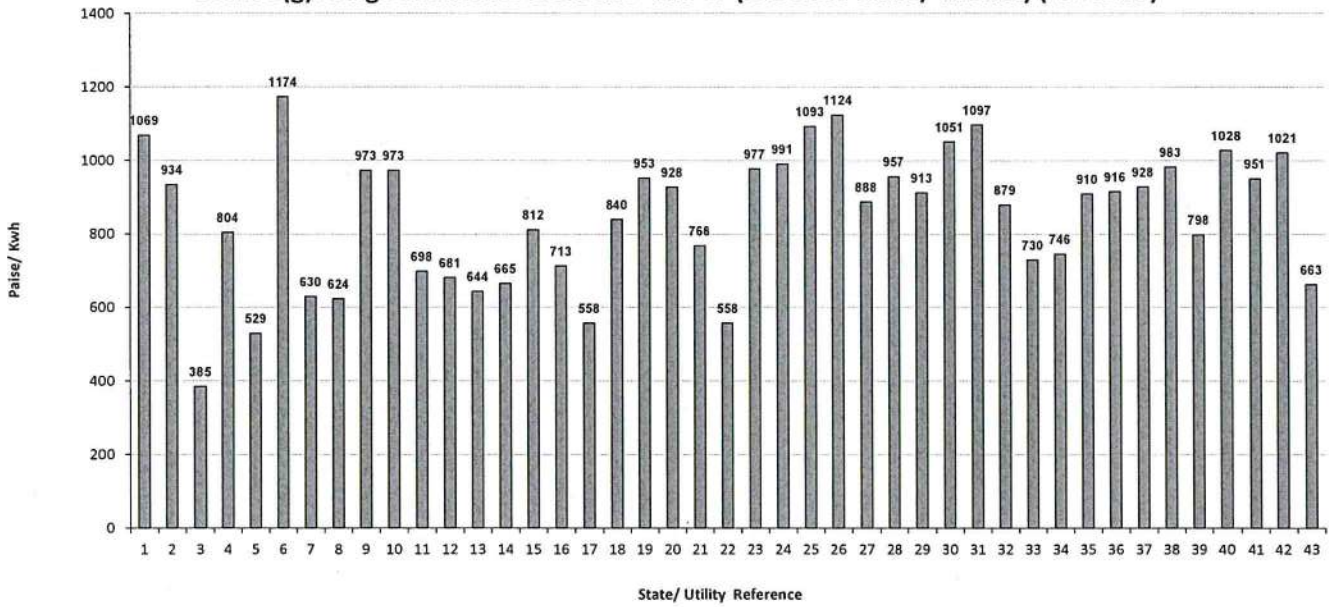
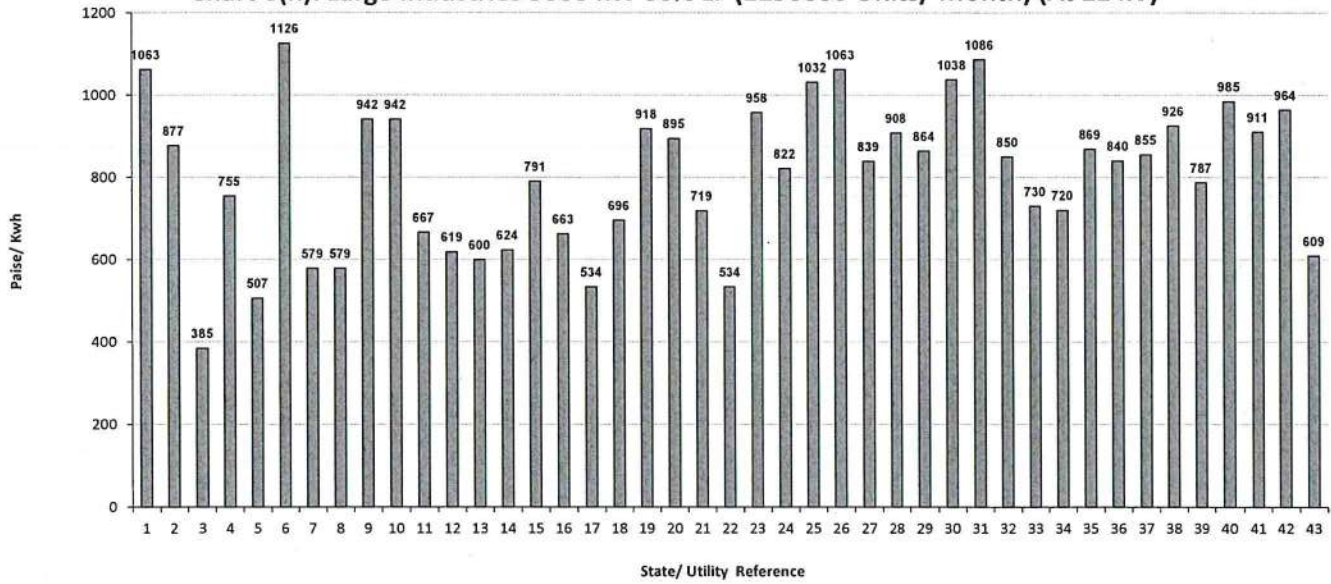


Chart 6(h): Large Industries 5000 kW 60% LF (2190000 Units/ Month) (At 11 kV)



सारणी सं० 6 (ज): बड़े उद्योग 5000 कि० वा०. 60% भार गुणाक (2190000 यूनिट/माह) (11 कि० व०० पर)
TABLE NO.6(h): LARGE INDUSTRIES 5000 KW 60% LF (2190000 Unit/Month) (AT 11 KV)

क्रमांक Sr. No.	युटिलिटी का नाम	Name of Utility	Tariff effective from	Av. Rate (P/KWh)	Duty/Tax (P/KWh)	Total (P/KWh)
1	अंडमान एण्ड निकोबार	Andaman & Nicobar Island	01.08.2022	1063	0	1063
2	आंध्र प्रदेश	Andhra Pradesh	01.04.2022	777	100	877
3	अरुणाचल प्रदेश	Arunachal Pradesh	01.06.2018	385	0	385
4	असम	Assam	01.04.2022	719	36	755
5	चंडीगढ़	Chandigarh	01.07.2022	496	11	507
6	छत्तीसगढ़	Chhattisgarh	01.04.2022	901	226	1126
7	दादरा एवं नागर हवेली	Dadra & Nagar Haveli	01.04.2022	579	0	579
8	दमन एवं दीव	Daman & Diu	01.04.2022	579	0	579
9	दिल्ली-(बी.वाइ.पी.एल./बी.आर.पी.एल./टी.पी.डी.डी.एल.)	Delhi-(BYPL/BRPL/TPDDL)	01.10.2021	899	43	942
10	दिल्ली-(एन.डी.एम.सी.)	Delhi-(NDMC)	01.10.2021	899	43	942
11	गोवा	Goa	01.04.2022	597	70	667
12	गुजरात	Gujarat	01.04.2022	538	81	619
13	गुजरात-(टोरेंट पावर लि., अहमदाबाद)	Gujarat-(Torrent Power Ltd., Ahmedabad)	01.04.2022	521	78	600
14	गुजरात-(टोरेंट पावर लि., सुरत)	Gujarat-(Torrent Power Ltd., Surat)	01.04.2022	542	81	624
15	हरियाणा	Haryana	01.04.2022	781	10	791
16	हिमाचल प्रदेश	Himachal Pradesh	01.04.2022	607	56	663
17	जम्मू व कश्मीर	Jammu & Kashmir	13.10.2022	471	64	534
18	झारखंड	Jharkhand	01.10.2020	644	52	696
19	कर्नाटक	Karnataka	01.04.2022			
		Bruhat Bangalore Mahangara Palike, Municipal Corp.& all Urbar		848	70	918
		Areas under Village Panchayats		826	68	895
20	केरल	Kerala	26.06.2022	709	10	719
21	लददाख	Ladakh	01.10.2022	471	64	534
22	लक्षद्वीप	Lakshadweep	01.04.2022	958	0	958
23	मध्य प्रदेश	Madhya Pradesh	08.04.2022	714	107	822
24	महाराष्ट्र	Maharashtra (Continuous Industries)	01.04.2022	942	90	1032
		(Non-continuous Industries)		971	92	1063
25	महाराष्ट्र-मुंबई-(बी.ई.एस.टी.)	Maharashtra - Mumbai-(B.E.S.T)	01.04.2022	749	90	839
26	महाराष्ट्र-मुंबई-(अडानी एलेक्ट्रिसिटी)	Maharashtra - Mumbai-(Adani Electricity)	01.04.2022	813	95	908
27	महाराष्ट्र-मुंबई-(टाटा)	Maharashtra - Mumbai-(TATA's)	01.04.2022	772	92	864
28	मणिपुर	Manipur	01.04.2022	1038	0	1038
29	मिजोरम	Mizoram	01.04.2022	1086	0	1086
30	मेघालय	Meghalaya	01.04.2022	847	3	850
31	नागालैंड	Nagaland	01.07.2022	730	0	730
32	ओडिशा	Odisha	01.04.2022	671	50	720
33	पंजाब	Punjab	01.04.2022	769	100	869
34	सिक्किम	Sikkim	01.04.2022	840	0	840
35	तमिल नाडु	Tamil Nadu	10.09.2022	815	41	855
36	तेलंगाना	Telangana	01.04.2022	920	6	926
37	उत्तराखण्ड	Uttarakhand	01.04.2022	727	60	787
38	उत्तर प्रदेश	Uttar Pradesh (URBAN)	29.07.2022	916	69	985
		(RURAL)		847	64	911
39	पश्चिम बंगाल	West Bengal	01.04.2022	838	126	964
40	डी.वी.सी.- (झारखंड)	D.V.C. (Jharkhand Area)	01.02.2023	572	37	609

सारणी सं० 6 (झ): बड़े उद्योग 10000 कि० वा०. 40% भार गृणाक (2920000 यूनिट/माह) (11 कि० व०. पर)
TABLE NO.6(i): LARGE INDUSTRIES 10000 KW 40% LF (2920000 Unit/Month) (AT 11 KV)

क्रमांक Sr. No.	युटिलिटी का नाम	Name of Utility	Tariff effective from	Av. Rate (P/KWh)	Duty/Tax (P/KWh)	Total (P/KWh)
1	अंडमान एण्ड निकोबार	Andaman & Nicobar Island	01.08.2022	1069	0	1069
2	आंध्र प्रदेश	Andhra Pradesh	01.04.2022	834	100	934
3	अरुणाचल प्रदेश	Arunachal Pradesh	01.06.2018	385	0	385
4	असम	Assam	01.04.2022	766	38	804
5	चंडीगढ़	Chandigarh	01.07.2022	518	11	529
6	छत्तीसगढ़	Chhattisgarh	01.04.2022	948	226	1174
7	दादरा एवं नागर हवेली	Dadra & Nagar Haveli	01.04.2022	630	0	630
8	दमन एवं दीव	Daman & Diu	01.04.2022	624	0	624
9	दिल्ली-(बी.वाइ.पी.एल./बी.आर.पी.एल./टी.पी.डी.डी.एल.)	Delhi-(BYPL/BRPL/TPDDL)	01.10.2021	930	43	973
10	दिल्ली-(एन.डी.एम.सी.)	Delhi-(NDMC)	01.10.2021	930	43	973
11	गोवा	Goa	01.04.2022	628	70	698
12	गुजरात	Gujarat	01.04.2022	601	90	692
13	गुजरात-(टॉरेंट पावर लि., अहमदाबाद)	Gujarat-(Torrent Power Ltd., Ahmedabad)	01.04.2022	560	84	644
14	गुजरात-(टॉरेंट पावर लि., सुरत)	Gujarat-(Torrent Power Ltd., Surat)	01.04.2022	578	87	665
15	हरियाणा	Haryana	01.04.2022	802	10	812
16	हिमाचल प्रदेश	Himachal Pradesh	01.04.2022	658	56	713
17	जम्मू व कश्मीर	Jammu & Kashmir	13.10.2022	494	64	558
18	झारखंड	Jharkhand	01.10.2020	788	97	885
19	कर्नाटक	Karnataka	01.04.2022			
		Bruhat Bangalore Mahangara Palike, Municipal Corp.& all Urban		884	70	954
		Areas under Village Panchayats		860	68	928
20	केरल	Kerala	26.06.2022	758	10	768
21	लद्दाख	Ladakh	01.10.2022	494	64	558
22	लक्षद्वीप	Lakshadweep	01.04.2022	977	0	977
23	मध्य प्रदेश	Madhya Pradesh	08.04.2022	862	129	991
24	महाराष्ट्र	Maharashtra (Continuous Industries)	01.04.2022	999	94	1093
		(Non-continuous Industries)		1028	96	1124
25	महाराष्ट्र-मुंबई-(बी.ई.एस.टी.)	Maharashtra - Mumbai-(B.E.S.T)	01.04.2022	794	94	888
26	महाराष्ट्र-मुंबई-(अडानी एलेक्ट्रिसिटी)	Maharashtra - Mumbai-(Adani Electricity)	01.04.2022	858	98	957
27	महाराष्ट्र-मुंबई-(टाटा)	Maharashtra - Mumbai-(TATA's)	01.04.2022	817	95	913
28	मणिपुर	Manipur	01.04.2022	1051	0	1051
29	मिजोरम	Mizoram	01.04.2022	1097	0	1097
30	मेघालय	Meghalaya	01.04.2022	876	3	879
31	नागालैंड	Nagaland	01.07.2022	730	0	730
32	ओडिशा	Odisha	01.04.2022	696	50	746
33	पंजाब	Punjab	01.04.2022	805	105	910
34	सिक्किम	Sikkim	01.04.2022	916	0	916
35	तमिल नाडु	Tamil Nadu	10.09.2022	884	44	928
36	तेलंगाना	Telangana	01.04.2022	977	6	983
37	उत्तराखण्ड	Uttarakhand	01.04.2022	738	60	798
38	उत्तर प्रदेश	Uttar Pradesh (URBAN)	29.07.2022	956	72	1028
		(RURAL)		884	66	951
39	पश्चिम बंगाल	West Bengal	01.04.2022	888	133	1021
40	डी.वी.सी.- (झारखंड)	D.V.C. (Jharkhand Area)	01.02.2023	626	70	696

Chart 6(i): Large Industries 10000 kW 40% LF (2920000 Units/ Month) (At 11 kV)

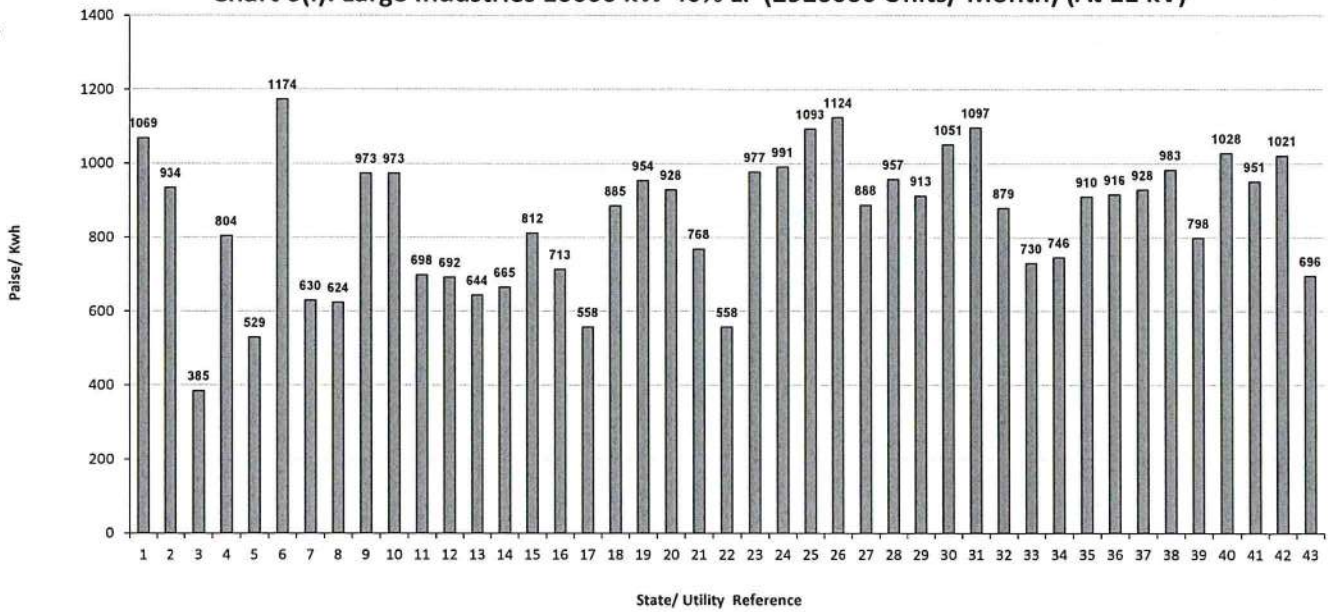
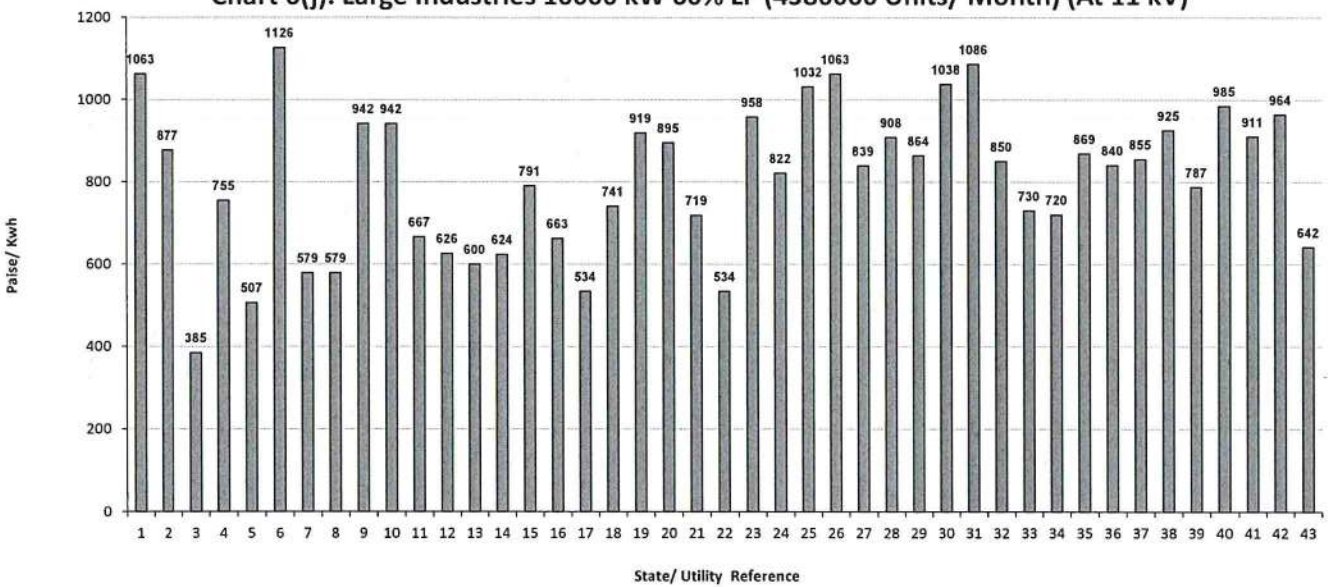


Chart 6(j): Large Industries 10000 kW 60% LF (4380000 Units/ Month) (At 11 kV)



सारणी सं० 6 (ण): बड़े उद्योग 10000 कि०. वा०. 60% भार गुणाक (4380000 यूनिट/माह) (11 कि०. व०. पर)
TABLE NO.6(j): LARGE INDUSTRIES 10000 KW 60% LF (4380000 Unit/Month) (AT 11 KV)

क्रमांक Sr. No.	युटिलिटी का नाम	Name of Utility	Tariff effective from	Av. Rate (P/KWh)	Duty/Tax (P/KWh)	Total (P/KWh)
1	अंडमान एण्ड निकोबार	Andaman & Nicobar Island	01.08.2022	1063	0	1063
2	आंध्र प्रदेश	Andhra Pradesh	01.04.2022	777	100	877
3	अरुणाचल प्रदेश	Arunachal Pradesh	01.06.2018	385	0	385
4	असम	Assam	01.04.2022	719	36	755
5	चंडीगढ़	Chandigarh	01.07.2022	496	11	507
6	छत्तीसगढ़	Chhattisgarh	01.04.2022	901	226	1126
7	दादरा एवं नागर हवेली	Dadra & Nagar Haveli	01.04.2022	579	0	579
8	दमन एवं दीव	Daman & Diu	01.04.2022	579	0	579
9	दिल्ली-(बी.वाइ.पी.एल./बी.आर.पी.एल./टी.पी.डी.डी.एल.)	Delhi-(BYPL/BRPL/TPDDL)	01.10.2021	899	43	942
10	दिल्ली-(एन.डी.एम.सी.)	Delhi-(NDMC)	01.10.2021	899	43	942
11	गोवा	Goa	01.04.2022	597	70	667
12	गुजरात	Gujarat	01.04.2022	544	82	626
13	गुजरात-(टॉरेंट पावर लि., अहमदाबाद)	Gujarat-(Torrent Power Ltd., Ahmedabad)	01.04.2022	521	78	600
14	गुजरात-(टॉरेंट पावर लि., सुरत)	Gujarat-(Torrent Power Ltd., Surat)	01.04.2022	542	81	624
15	हरियाणा	Haryana	01.04.2022	781	10	791
16	हिमाचल प्रदेश	Himachal Pradesh	01.04.2022	607	56	663
17	जम्मू व कश्मीर	Jammu & Kashmir	13.10.2022	471	64	534
18	झारखंड	Jharkhand	01.10.2020	644	97	741
19	कर्नाटक	Karnataka	01.04.2022			
		Bruhat Bangalore Mahangara Palike, Municipal Corp.& all Urban Areas under Village Panchayats		849	70	919
				827	68	895
20	केरल	Kerala	26.06.2022	709	10	719
21	लद्दाख	Ladakh	01.10.2022	471	64	534
22	लक्षद्वीप	Lakshadweep	01.04.2022	958	0	958
23	मध्य प्रदेश	Madhya Pradesh	08.04.2022	714	107	822
24	महाराष्ट्र	Maharashtra (Continuous Industries)	01.04.2022	942	90	1032
		(Non-continuous Industries)		971	92	1063
25	महाराष्ट्र-मुंबई-(बी.ई.एस.टी.)	Maharashtra - Mumbai-(B.E.S.T)	01.04.2022	749	90	839
26	महाराष्ट्र-मुंबई-(अडानी एलेक्ट्रिसिटी)	Maharashtra - Mumbai-(Adani Electricity)	01.04.2022	813	95	908
27	महाराष्ट्र-मुंबई-(टाटा)	Maharashtra - Mumbai-(TATA's)	01.04.2022	772	92	864
28	मणिपुर	Manipur	01.04.2022	1038	0	1038
29	मिजोरम	Mizoram	01.04.2022	1086	0	1086
30	मेघालय	Meghalaya	01.04.2022	847	3	850
31	नागालैंड	Nagaland	01.07.2022	730	0	730
32	ओडिशा	Odisha	01.04.2022	671	50	720
33	पंजाब	Punjab	01.04.2022	769	100	869
34	सिक्किम	Sikkim	01.04.2022	840	0	840
35	तमिल नाडु	Tamil Nadu	10.09.2022	815	41	855
36	तेलंगाना	Telangana	01.04.2022	919	6	925
37	उत्तराखण्ड	Uttarakhand	01.04.2022	727	60	787
38	उत्तर प्रदेश	Uttar Pradesh (URBAN)	29.07.2022	916	69	985
		(RURAL)		847	64	911
39	पश्चिम बंगाल	West Bengal	01.04.2022	838	126	964
40	डी.वी.सी.- (झारखंड)	D.V.C. (Jharkhand Area)	01.02.2023	572	70	642

सारणी सं० 6 (त): बड़े उद्योग 20000 कि० वा०. 40% भार गुणाक (5840000 यूनिट/माह) (11 कि०. वो०. पर)
TABLE NO.6(k): LARGE INDUSTRIES 20000 KW 40% LF (5840000 Unit/Month) (AT 11 KV)

क्रमांक Sr. No.	युटिलिटी का नाम	Name of Utility	Tariff effective from	Av. Rate (P/KWh)	Duty/Tax (P/KWh)	Total (P/KWh)
1	अंडमान एण्ड निकोबार	Andaman & Nicobar Island	01.08.2022	1069	0	1069
2	आंध्र प्रदेश	Andhra Pradesh	01.04.2022	834	100	934
3	अरुणाचल प्रदेश	Arunachal Pradesh	01.06.2018	385	0	385
4	असम	Assam	01.04.2022	766	38	804
5	चंडीगढ़	Chandigarh	01.07.2022	518	11	529
6	छत्तीसगढ़	Chhattisgarh	01.04.2022	948	226	1174
7	दादरा एवं नागर हवेली	Dadra & Nagar Haveli	01.04.2022	630	0	630
8	दमन एवं दीव	Daman & Diu	01.04.2022	624	0	624
9	दिल्ली-(बी.वाइ.पी.एल./बी.आर.पी.एल./टी.पी.डी.डी.एल.)	Delhi-(BYPL/BRPL/TPDDL)	01.10.2021	930	43	973
10	दिल्ली-(एन.डी.एम.सी.)	Delhi-(NDMC)	01.10.2021	930	43	973
11	गोवा	Goa	01.04.2022	628	70	698
12	गुजरात	Gujarat	01.04.2022	606	91	697
13	गुजरात-(टोरेंट पावर लि., अहमदाबाद)	Gujarat-(Torrent Power Ltd., Ahmedabad)	01.04.2022	560	84	644
14	गुजरात-(टोरेंट पावर लि., सुरत)	Gujarat-(Torrent Power Ltd., Surat)	01.04.2022	578	87	665
15	हरियाणा	Haryana	01.04.2022	802	10	812
16	हिमाचल प्रदेश	Himachal Pradesh	01.04.2022	658	56	713
17	जम्मू व कश्मीर	Jammu & Kashmir	13.10.2022	494	64	558
18	झारखंड	Jharkhand	01.10.2020	788	97	885
19	कर्नाटक	Karnataka	01.04.2022			
		Bruhat Bangalore Mahangara Palike, Municipal Corp.& all Urban		884	70	954
		Areas under Village Panchayats		860	68	929
20	केरल	Kerala	26.06.2022	758	10	768
21	लद्दाख	Ladakh	01.10.2022	494	64	558
22	लक्षद्वीप	Lakshadweep	01.04.2022	977	0	977
23	मध्य प्रदेश	Madhya Pradesh	08.04.2022	862	129	991
24	महाराष्ट्र	Maharashtra (Continuous Industries)	01.04.2022	999	94	1093
		(Non-continuous Industries)		1028	96	1124
25	महाराष्ट्र-मुंबई-(बी.ई.एस.टी.)	Maharashtra - Mumbai-(B.E.S.T)	01.04.2022	794	94	888
26	महाराष्ट्र-मुंबई-(अडानी एलेक्ट्रिसिटी)	Maharashtra - Mumbai-(Adani Electricity)	01.04.2022	858	98	957
27	महाराष्ट्र-मुंबई-(टाटा)	Maharashtra - Mumbai-(TATA's)	01.04.2022	817	95	913
28	मणिपुर	Manipur	01.04.2022	1051	0	1051
29	मिजोरम	Mizoram	01.04.2022	1097	0	1097
30	मेघालय	Meghalaya	01.04.2022	876	3	879
31	नागालैंड	Nagaland	01.07.2022	730	0	730
32	ओडिशा	Odisha	01.04.2022	696	50	746
33	पंजाब	Punjab	01.04.2022	805	105	910
34	सिक्किम	Sikkim	01.04.2022	916	0	916
35	तमिल नाडु	Tamil Nadu	10.09.2022	884	44	928
36	तेलंगाना	Telangana	01.04.2022	977	6	983
37	उत्तराखण्ड	Uttarakhand	01.04.2022	738	60	798
38	उत्तर प्रदेश	Uttar Pradesh (URBAN)	29.07.2022	956	72	1028
		(RURAL)		884	66	951
39	पश्चिम बंगाल	West Bengal	01.04.2022	888	133	1021
40	डी.वी०.सी०.- (झारखंड)	D.V.C. (Jharkhand Area)	01.02.2023	626	70	696

Chart 6(k): Large Industries 20000 kW 40% LF (5840000 Units/ Month) (At 11 kV)

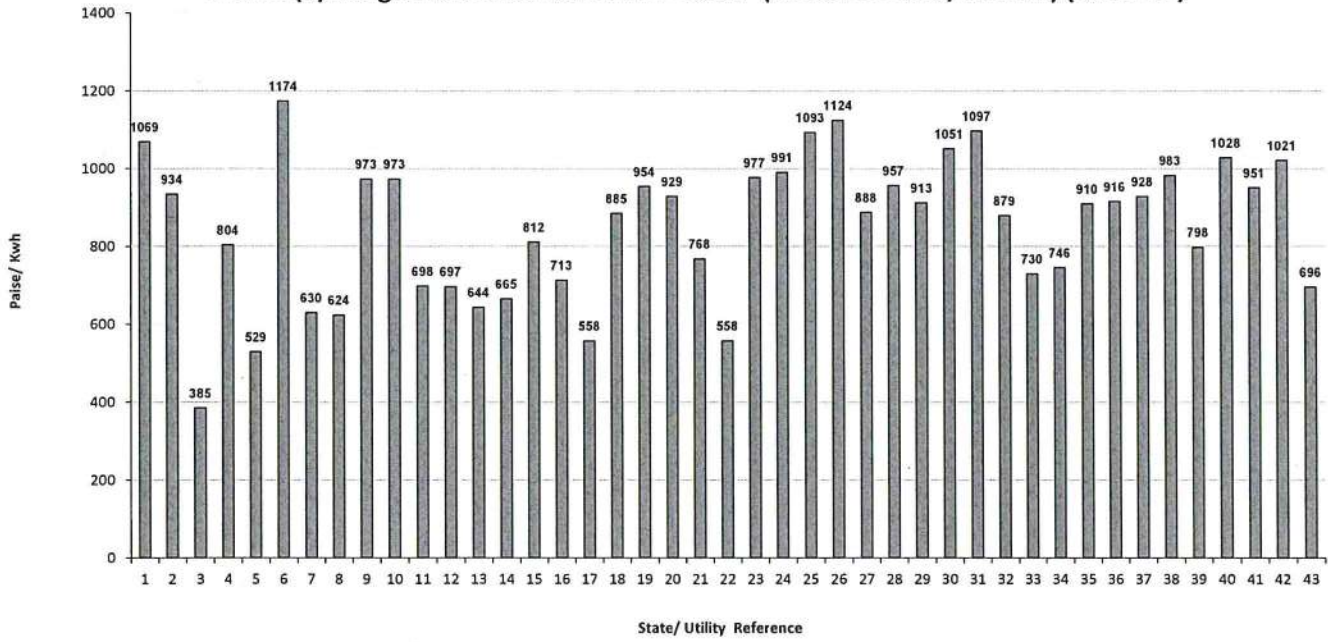
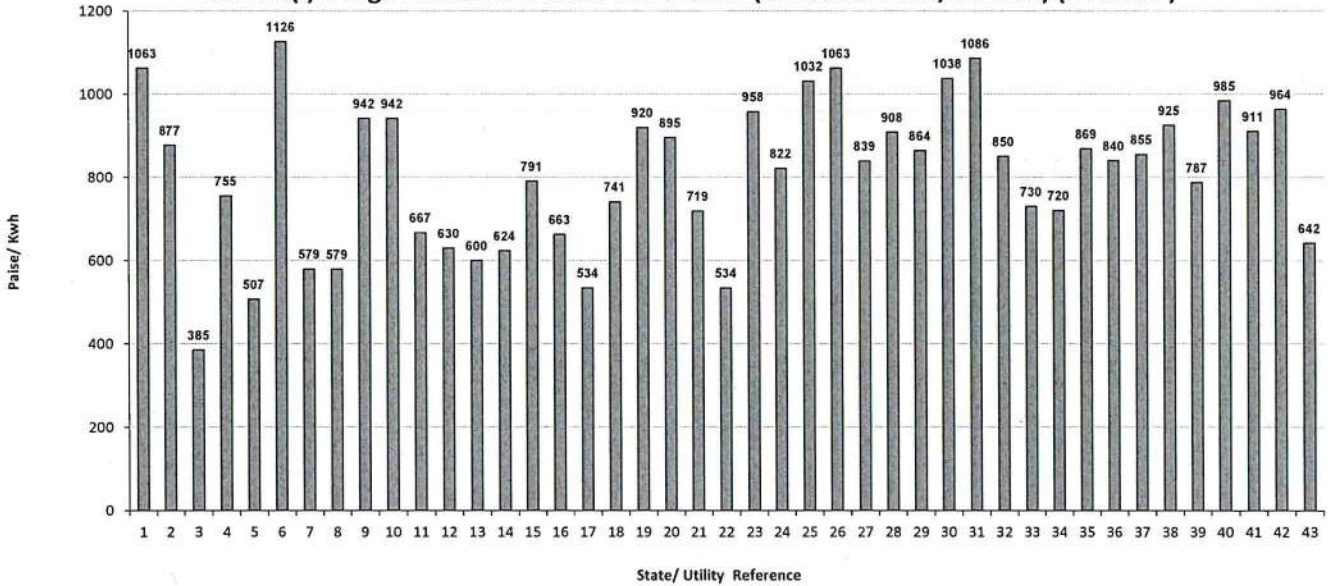


Chart 6(l): Large Industries 20000 kW 60% LF (8760000 Units/ Month) (At 11 kV)



सारणी सं० 6 (थ): बड़े उद्योग 20000 कि०. वा०. 60% भार गृणाक (8760000 यूनिट/माह) (11 कि०. वी०. पर)
TABLE NO.6(I): LARGE INDUSTRIES 20000 KW 60% LF (8760000 Unit/Month) (AT 11 KV)

क्रमांक Sr. No.	युटिलिटी का नाम	Name of Utility	Tariff effective from	Av. Rate (P/KWh)	Duty/Tax (P/KWh)	Total (P/KWh)
1	अंडमान एण्ड निकोबार	Andaman & Nicobar Island	01.08.2022	1063	0	1063
2	आंध्र प्रदेश	Andhra Pradesh	01.04.2022	777	100	877
3	अरुणाचल प्रदेश	Arunachal Pradesh	01.06.2018	385	0	385
4	असम	Assam	01.04.2022	719	36	755
5	चंडीगढ़	Chandigarh	01.07.2022	496	11	507
6	छत्तीसगढ़	Chhattisgarh	01.04.2022	901	226	1126
7	दादरा एवं नागर हवेली	Dadra & Nagar Haveli	01.04.2022	579	0	579
8	दमन एवं दीव	Daman & Diu	01.04.2022	579	0	579
9	दिल्ली-(बी.वाइ.पी.एल./बी.आर.पी.एल./टी.पी.डी.डी.एल.)	Delhi-(BYPL/BRPL/TPDDL)	01.10.2021	899	43	942
10	दिल्ली-(एन.डी.एम.सी.)	Delhi-(NDMC)	01.10.2021	899	43	942
11	गोवा	Goa	01.04.2022	597	70	667
12	गुजरात	Gujarat	01.04.2022	547	82	630
13	गुजरात-(टोरेंट पावर लि., अहमदाबाद)	Gujarat-(Torrent Power Ltd., Ahmedabad)	01.04.2022	521	78	600
14	गुजरात-(टोरेंट पावर लि., सुरत)	Gujarat-(Torrent Power Ltd., Surat)	01.04.2022	542	81	624
15	हरियाणा	Haryana	01.04.2022	781	10	791
16	हिमाचल प्रदेश	Himachal Pradesh	01.04.2022	607	56	663
17	जम्मू व कश्मीर	Jammu & Kashmir	13.10.2022	471	64	534
18	झारखंड	Jharkhand	01.10.2020	644	97	741
19	कर्नाटक	Karnataka	01.04.2022			
		Bruhat Bangalore Mahangara Palike, Municipal Corp.& all Urban		849	70	920
		Areas under Village Panchayats		827	68	895
20	केरल	Kerala	26.06.2022	709	10	719
21	लद्दाख	Ladakh	01.10.2022	471	64	534
22	लक्षद्वीप	Lakshadweep	01.04.2022	958	0	958
23	मध्य प्रदेश	Madhya Pradesh	08.04.2022	714	107	822
24	महाराष्ट्र	Maharashtra (Continuous Industries)	01.04.2022	942	90	1032
		(Non-continuous Industries)		971	92	1063
25	महाराष्ट्र-मुंबई-(बी.ई.एस.टी.)	Maharashtra - Mumbai-(B.E.S.T)	01.04.2022	749	90	839
26	महाराष्ट्र-मुंबई-(अडानी एलेक्ट्रिसिटी)	Maharashtra - Mumbai-(Adani Electricity)	01.04.2022	813	95	908
27	महाराष्ट्र-मुंबई-(टाटा)	Maharashtra - Mumbai-(TATA's)	01.04.2022	772	92	864
28	मणिपुर	Manipur	01.04.2022	1038	0	1038
29	मिजोरम	Mizoram	01.04.2022	1086	0	1086
30	मेघालय	Meghalaya	01.04.2022	847	3	850
31	नागालैंड	Nagaland	01.07.2022	730	0	730
32	ओडिशा	Odisha	01.04.2022	671	50	720
33	पंजाब	Punjab	01.04.2022	769	100	869
34	सिक्किम	Sikkim	01.04.2022	840	0	840
35	तमिल नाडु	Tamil Nadu	10.09.2022	815	41	855
36	तेलंगाना	Telangana	01.04.2022	919	6	925
37	उत्तराखण्ड	Uttarakhand	01.04.2022	727	60	787
38	उत्तर प्रदेश	Uttar Pradesh (URBAN)	29.07.2022	916	69	985
		(RURAL)		847	64	911
39	पश्चिम बंगाल	West Bengal	01.04.2022	838	126	964
40	डी.वी.सी.-(झारखंड)	D.V.C. (Jharkhand Area)	01.02.2023	572	70	642

सारणी सं० 7 (क): बड़े उद्योग 5000 कि०. वा०. 40% भार गूणाक (1460000 यूनिट/माह) (33 कि०. वो०. पर)
TABLE NO.7(a): LARGE INDUSTRIES 5000 KW 40% LF (1460000 Unit/Month) (AT 33 KV)

क्रमांक Sr. No.	युटिलिटी का नाम	Name of Utility	Tariff effective from	Av. Rate (P/KWh)	Duty/Tax (P/KWh)	Total (P/KWh)
1	अंडमान एण्ड निकोबार	Andaman & Nicobar Island	01.08.2022	1069	0	1069
2	आंध्र प्रदेश	Andhra Pradesh	01.04.2022	787	100	887
3	अरुणाचल प्रदेश	Arunachal Pradesh	01.06.2018	350	0	350
4	असम	Assam	01.04.2022	766	38	804
5	बिहार	Bihar	01.04.2022	826	50	876
6	चंडीगढ़	Chandigarh	01.07.2022	518	11	529
7	छत्तीसगढ़	Chhattisgarh	01.04.2022	904	213	1117
8	दिल्ली-(बी.वाइ.पी.एल./बी.आर.पी.एल./टी.पी.डी.डी.एल.)	Delhi-(BYPL/BRPL/TPDDL)	01.10.2021	922	43	965
9	दिल्ली-(एन.डी.एम.सी.)	Delhi-(NDMC)	01.10.2021	922	43	965
10	गोवा	Goa	01.04.2022	628	70	698
11	गुजरात	Gujarat	01.04.2022	592	89	681
12	हरियाणा	Haryana	01.04.2022	791	10	801
13	हिमाचल प्रदेश	Himachal Pradesh	01.04.2022	658	66	723
14	जम्मू व कश्मीर	Jammu & Kashmir	13.10.2022	482	62	544
15	झारखंड	Jharkhand	01.10.2020	764	52	816
16	कर्नाटक	Karnataka	01.04.2022			
		Bruhat Bangalore Mahangara Palike, Municipal Corp.& all Urbar		881	70	951
		Areas under Village Panchayats		857	68	926
17	केरल	Kerala	26.06.2022	758	10	768
18	लददाख	Ladakh	01.10.2022	482	62	544
19	मध्य प्रदेश	Madhya Pradesh	08.04.2022	943	141	1085
20	महाराष्ट्र	Maharashtra	01.04.2022	999	94	1093
21	मेघालय	Meghalaya	01.04.2022	843	3	846
22	ओडिशा	Odisha	01.04.2022	680	47	727
23	पुडुचेरी	Puducherry (At 110/132 kV)	01.04.2022	755	0	755
24	पंजाब	Punjab	01.04.2022	805	105	910
25	राजस्थान	Rajasthan	01.09.2022	811	65	876
26	तमिल नाडु	Tamil Nadu	10.09.2022	884	44	928
27	तेलंगाना	Telangana	01.04.2022	924	6	930
28	उत्तराखण्ड	Uttarakhand	01.04.2022	738	60	798
29	उत्तर प्रदेश	Uttar Pradesh	29.07.2022	917	69	986
30	पश्चिम बंगाल	West Bengal	01.04.2022	884	133	1017
31	डी.वी०.सी०.- (झारखंड)	D.V.C. (Jharkhand Area)	01.02.2023	607	37	644

Chart 7(a): Large Industries 5000 kW 40% LF (1460000 Units/ Month) (At 33 kV)

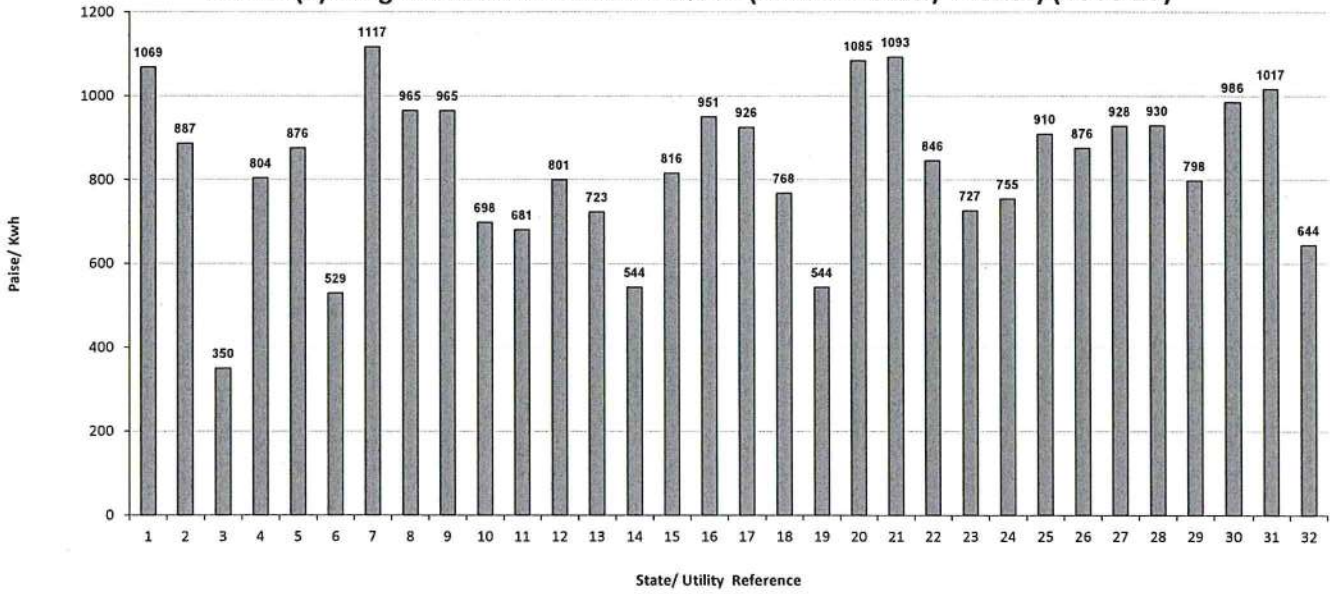
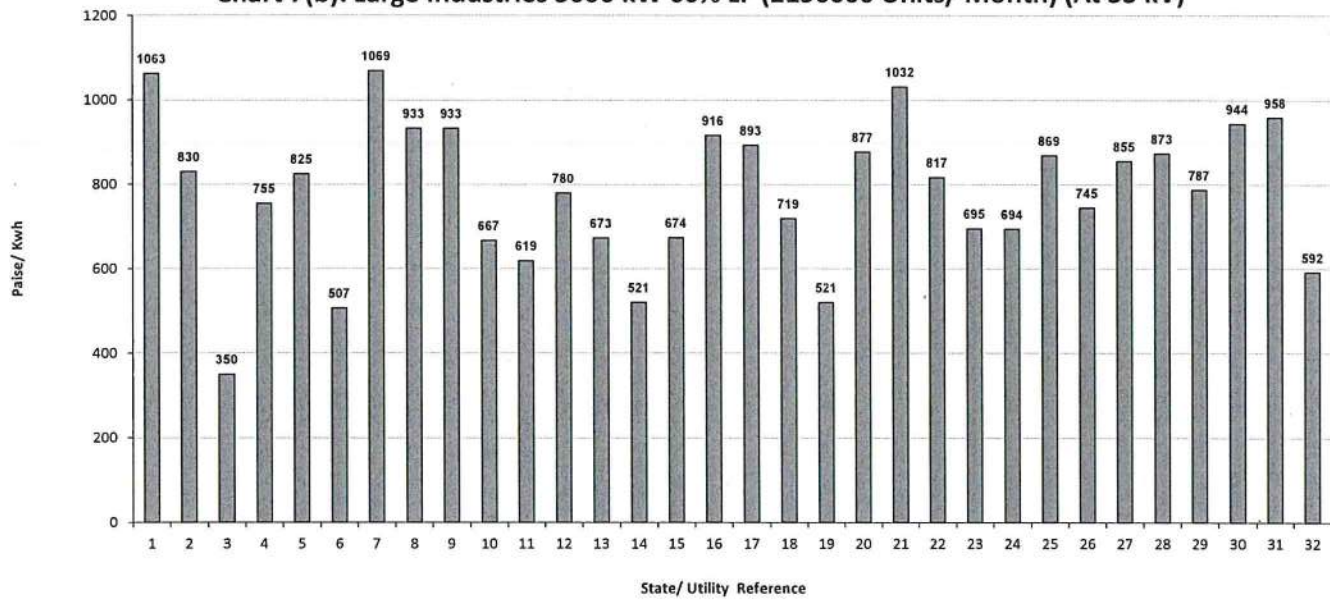


Chart 7(b): Large Industries 5000 kW 60% LF (2190000 Units/ Month) (At 33 kV)



सारणी सं० 7 (ख): बड़े उद्योग 5000 कि०. वा०. 60% भार गृणाक (2190000 यूनिट/माह) (33 कि०. व००. पर)
TABLE NO.7(b): LARGE INDUSTRIES 5000 KW 60% LF (2190000 Unit/Month) (AT 33 KV)

क्रमांक Sr. No.	युटिलिटी का नाम	Name of Utility	Tariff effective from	Av. Rate (P/KWh)	Duty/Tax (P/KWh)	Total (P/KWh)
1	अंडमान एण्ड निकोबार	Andaman & Nicobar Island	01.08.2022	1063	0	1063
2	आंध्र प्रदेश	Andhra Pradesh	01.04.2022	730	100	830
3	अरुणाचल प्रदेश	Arunachal Pradesh	01.06.2018	350	0	350
4	असम	Assam	01.04.2022	719	36	755
5	बिहार	Bihar	01.04.2022	778	47	825
6	चंडीगढ़	Chandigarh	01.07.2022	496	11	507
7	छत्तीसगढ़	Chhattisgarh	01.04.2022	856	213	1069
8	दिल्ली-(बी.वाइ.पी.एल./बी.आर.पी.एल./टी.पी.डी.डी.एल.)	Delhi-(BYPL/BRPL/TPDDL)	01.10.2021	890	43	933
9	दिल्ली-(एन.डी.एम.सी.)	Delhi-(NDMC)	01.10.2021	890	43	933
10	गोवा	Goa	01.04.2022	597	70	667
11	गुजरात	Gujarat	01.04.2022	538	81	619
12	हरियाणा	Haryana	01.04.2022	770	10	780
13	हिमाचल प्रदेश	Himachal Pradesh	01.04.2022	607	66	673
14	जम्मू व कश्मीर	Jammu & Kashmir	13.10.2022	459	62	521
15	झारखंड	Jharkhand	01.10.2020	622	52	674
16	कर्नाटक	Karnataka	01.04.2022			
		Bruhat Bangalore Mahangara Palike, Municipal Corp.& all Urban		846	70	916
		Areas under Village Panchayats		824	68	893
17	केरल	Kerala	26.06.2022	709	10	719
18	लद्दाख	Ladakh	01.10.2022	459	62	521
19	मध्य प्रदेश	Madhya Pradesh	08.04.2022	762	114	877
20	महाराष्ट्र	Maharashtra	01.04.2022	942	90	1032
21	मेघालय	Meghalaya	01.04.2022	814	3	817
22	ओडिशा	Odisha	01.04.2022	648	47	695
23	पुडुचेरी	Puducherry (At 110/132 kV)	01.04.2022	694	0	694
24	पंजाब	Punjab	01.04.2022	769	100	869
25	राजस्थान	Rajasthan	01.09.2022	680	65	745
26	तमिल नाडु	Tamil Nadu	10.09.2022	815	41	855
27	तेलंगाना	Telangana	01.04.2022	867	6	873
28	उत्तराखण्ड	Uttarakhand	01.04.2022	727	60	787
29	उत्तर प्रदेश	Uttar Pradesh	29.07.2022	878	66	944
30	पश्चिम बंगाल	West Bengal	01.04.2022	833	125	958
31	डी.वी.सी.- (झारखंड)	D.V.C. (Jharkhand Area)	01.02.2023	555	37	592

सारणी सं० 7 (ग): बड़े उद्योग 10000 कि०. वा०. 40% भार गृणाक (2920000 यूनिट/माह) (33 कि०. व००. पर)
TABLE NO.7(c): LARGE INDUSTRIES 10000 KW 40% LF (2920000 Unit/Month) (AT 33 KV)

क्रमांक Sr. No.	युटिलिटी का नाम	Name of Utility	Tariff effective from	Av. Rate (P/KWh)	Duty/Tax (P/KWh)	Total (P/KWh)
1	अंडमान एण्ड निकोबार	Andaman & Nicobar Island	01.08.2022	1069	0	1069
2	आंध्र प्रदेश	Andhra Pradesh	01.04.2022	787	100	887
3	अरुणाचल प्रदेश	Arunachal Pradesh	01.06.2018	350	0	350
4	असम	Assam	01.04.2022	766	38	804
5	बिहार	Bihar	01.04.2022	826	50	876
6	चंडीगढ़	Chandigarh	01.07.2022	518	11	529
7	छत्तीसगढ़	Chhattisgarh	01.04.2022	904	213	1117
8	दिल्ली-(बी.वाइ.पी.एल./बी.आर.पी.एल./टी.पी.डी.डी.एल.)	Delhi-(BYPL/BRPL/TPDDL)	01.10.2021	922	43	965
9	दिल्ली-(एन.डी.एम.सी.)	Delhi-(NDMC)	01.10.2021	922	43	965
10	गोवा	Goa	01.04.2022	628	70	698
11	गुजरात	Gujarat	01.04.2022	601	90	692
12	हरियाणा	Haryana	01.04.2022	791	10	801
13	हिमाचल प्रदेश	Himachal Pradesh	01.04.2022	658	66	723
14	जम्मू व कश्मीर	Jammu & Kashmir	13.10.2022	482	62	544
15	झारखंड	Jharkhand	01.10.2020	764	97	861
16	कर्नाटक	Karnataka	01.04.2022			
		Bruhat Bangalore Mahangara Palike, Municipal Corp.& all Urban		882	70	952
		Areas under Village Panchayats		858	68	926
17	केरल	Kerala	26.06.2022	758	10	768
18	लद्दाख	Ladakh	01.10.2022	482	62	544
19	मध्य प्रदेश	Madhya Pradesh	08.04.2022	943	141	1085
20	महाराष्ट्र	Maharashtra	01.04.2022	999	94	1093
21	मेघालय	Meghalaya	01.04.2022	843	3	846
22	ओडिशा	Odisha	01.04.2022	680	47	727
23	पुडुचेरी	Puducherry (At 110/132 kV)	01.04.2022	755	0	755
24	पंजाब	Punjab	01.04.2022	805	105	910
25	राजस्थान	Rajasthan	01.09.2022	811	65	876
26	तमिल नाडु	Tamil Nadu	10.09.2022	884	44	928
27	तेलंगाना	Telangana	01.04.2022	924	6	930
28	उत्तराखण्ड	Uttarakhand	01.04.2022	738	60	798
29	उत्तर प्रदेश	Uttar Pradesh	29.07.2022	917	69	986
30	पश्चिम बंगाल	West Bengal	01.04.2022	884	133	1017
31	डी.वी०.सी०.- (झारखंड)	D.V.C. (Jharkhand Area)	01.02.2023	607	70	677

Chart 7(c): Large Industries 10000 kW 40% LF (2920000 Units/ Month) (At 33 kV)

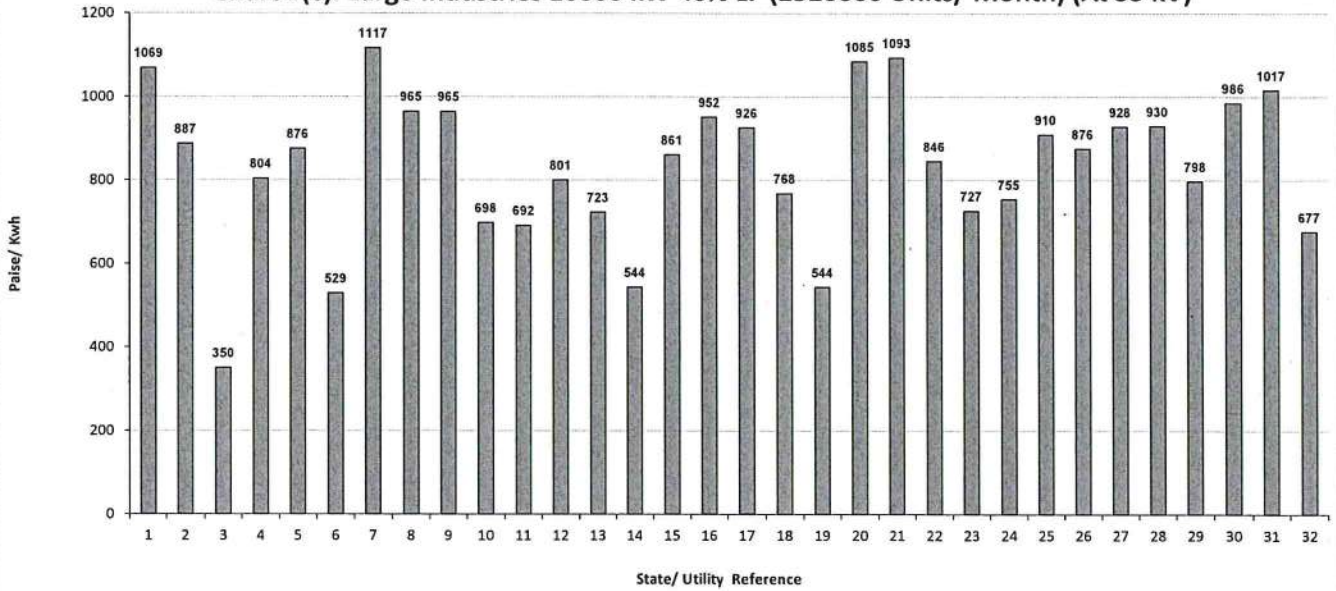
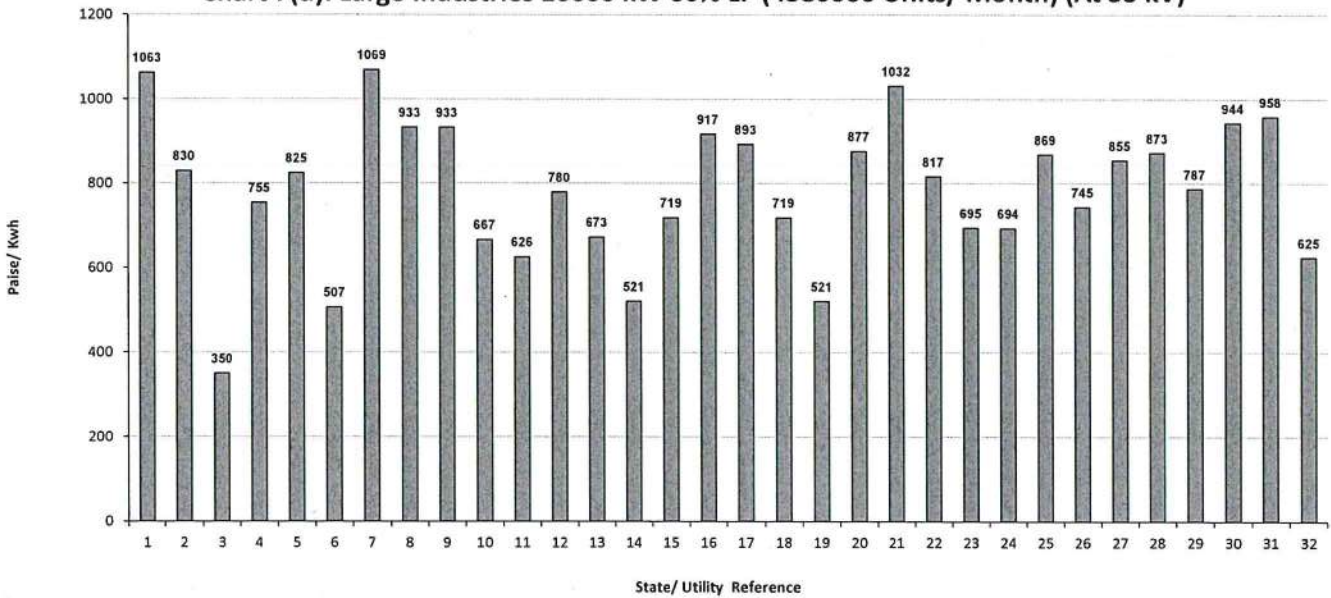


Chart 7(d): Large Industries 10000 kW 60% LF (4380000 Units/ Month) (At 33 kV)



सारणी सं० 7 (घ): बड़े उद्योग 10000 कि०. वा०. 60% भार गुणाक (4380000 यूनिट/माह) (33 कि०. वोल्ट पर)
TABLE NO.7(d): LARGE INDUSTRIES 10000 KW 60% LF (4380000 Unit/Month) (AT 33 KV)

क्रमांक Sr. No.	युटिलिटी का नाम	Name of Utility	Tariff effective from	Av. Rate (P/KWh)	Duty/Tax (P/KWh)	Total (P/KWh)
1	अंडमान एण्ड निकोबार	Andaman & Nicobar Island	01.08.2022	1063	0	1063
2	आंध्र प्रदेश	Andhra Pradesh	01.04.2022	730	100	830
3	अरुणाचल प्रदेश	Arunachal Pradesh	01.06.2018	350	0	350
4	असम	Assam	01.04.2022	719	36	755
5	बिहार	Bihar	01.04.2022	778	47	825
6	चंडीगढ़	Chandigarh	01.07.2022	496	11	507
7	छत्तीसगढ़	Chhattisgarh	01.04.2022	856	213	1069
8	दिल्ली-(बी.वाइ.पी.एल./बी.आर.पी.एल./टी.पी.डी.डी.एल.)	Delhi-(BYPL/BRPL/TPDDL)	01.10.2021	890	43	933
9	दिल्ली-(एन.डी.एम.सी.)	Delhi-(NDMC)	01.10.2021	890	43	933
10	गोवा	Goa	01.04.2022	597	70	667
11	गुजरात	Gujarat	01.04.2022	544	82	626
12	हरियाणा	Haryana	01.04.2022	770	10	780
13	हिमाचल प्रदेश	Himachal Pradesh	01.04.2022	607	66	673
14	जम्मू व कश्मीर	Jammu & Kashmir	13.10.2022	459	62	521
15	झारखंड	Jharkhand	01.10.2020	622	97	719
16	कर्नाटक	Karnataka	01.04.2022			
		Bruhat Bangalore Mahangara Palike, Municipal Corp.& all Urbar		847	70	917
		Areas under Village Panchayats		825	68	893
17	केरल	Kerala	26.06.2022	709	10	719
18	लददाख	Ladakh	01.10.2022	459	62	521
19	मध्य प्रदेश	Madhya Pradesh	08.04.2022	762	114	877
20	महाराष्ट्र	Maharashtra	01.04.2022	942	90	1032
21	मेघालय	Meghalaya	01.04.2022	814	3	817
22	ओडिशा	Odisha	01.04.2022	648	47	695
23	पुडुचेरी	Puducherry (At 110/132 kV)	01.04.2022	694	0	694
24	पंजाब	Punjab	01.04.2022	769	100	869
25	राजस्थान	Rajasthan	01.09.2022	680	65	745
26	तमिल नाडु	Tamil Nadu	10.09.2022	815	41	855
27	तेलंगाना	Telangana	01.04.2022	867	6	873
28	उत्तराखण्ड	Uttarakhand	01.04.2022	727	60	787
29	उत्तर प्रदेश	Uttar Pradesh	29.07.2022	878	66	944
30	पश्चिम बंगाल	West Bengal	01.04.2022	833	125	958
31	डी.वी.सी.- (झारखंड)	D.V.C. (Jharkhand Area)	01.02.2023	555	70	625

सारणी सं० 7 (इ): बड़े उद्योग 20000 कि० वा०. 40% भार गृणाक (5840000 यूनिट/माह) (33 कि०. व०. पर)
TABLE NO.7(e): LARGE INDUSTRIES 20000 KW 40% LF (5840000 Unit/Month) (AT 33 KV)

क्रमांक Sr. No.	युटिलिटी का नाम	Name of Utility	Tariff effective from	Av. Rate (P/KWh)	Duty/Tax (P/KWh)	Total (P/KWh)
1	अंडमान एण्ड निकोबार	Andaman & Nicobar Island	01.08.2022	1069	0	1069
2	आंध्र प्रदेश	Andhra Pradesh	01.04.2022	787	100	887
3	अरुणाचल प्रदेश	Arunachal Pradesh	01.06.2018	350	0	350
4	असम	Assam	01.04.2022	766	38	804
5	बिहार	Bihar (AT 132 KV)	01.04.2022	821	49	870
6	चंडीगढ़	Chandigarh	01.07.2022	518	11	529
7	छत्तीसगढ़	Chhattisgarh	01.04.2022	904	213	1117
8	दिल्ली-(बी.वाइ.पी.एल./बी.आर.पी.एल./टी.पी.डी.डी.एल.)	Delhi-(BYPL/BRPL/TPDDL)	01.10.2021	922	43	965
9	दिल्ली-(एन.डी.एम.सी.)	Delhi-(NDMC)	01.10.2021	922	43	965
10	गोवा	Goa	01.04.2022	628	70	698
11	गुजरात	Gujarat	01.04.2022	606	91	697
12	हरियाणा	Haryana	01.04.2022	791	10	801
13	हिमाचल प्रदेश	Himachal Pradesh	01.04.2022	658	66	723
14	जम्मू व कश्मीर	Jammu & Kashmir	13.10.2022	482	62	544
15	झारखंड	Jharkhand	01.10.2020	764	97	861
16	कर्नाटक	Karnataka	01.04.2022			
		Bruhat Bangalore Mahangara Palike, Municipal Corp.& all Urban		882	70	952
		Areas under Village Panchayats		858	68	927
17	केरल	Kerala	26.06.2022	758	10	768
18	लद्दाख	Ladakh	01.10.2022	482	62	544
19	मध्य प्रदेश	Madhya Pradesh	08.04.2022	943	141	1085
20	महाराष्ट्र	Maharashtra	01.04.2022	999	94	1093
21	मेघालय	Meghalaya	01.04.2022	843	3	846
22	ओडिशा	Odisha	01.04.2022	680	47	727
23	पुडुचेरी	Puducherry (At 110/132 kV)	01.04.2022	755	0	755
24	पंजाब	Punjab	01.04.2022	805	105	910
25	राजस्थान	Rajasthan	01.09.2022	811	65	876
26	तमिल नाडु	Tamil Nadu	10.09.2022	884	44	928
27	तेलंगाना	Telangana	01.04.2022	924	6	930
28	उत्तराखण्ड	Uttarakhand	01.04.2022	738	60	798
29	उत्तर प्रदेश	Uttar Pradesh	29.07.2022	917	69	986
30	पश्चिम बंगाल	West Bengal	01.04.2022	884	133	1017
31	डी.वी०.सी०.- (झारखंड)	D.V.C. (Jharkhand Area)	01.02.2023	607	70	677

Chart 7(e): Large Industries 20000 kW 40% LF (5840000 Units/ Month) (At 33 kV)

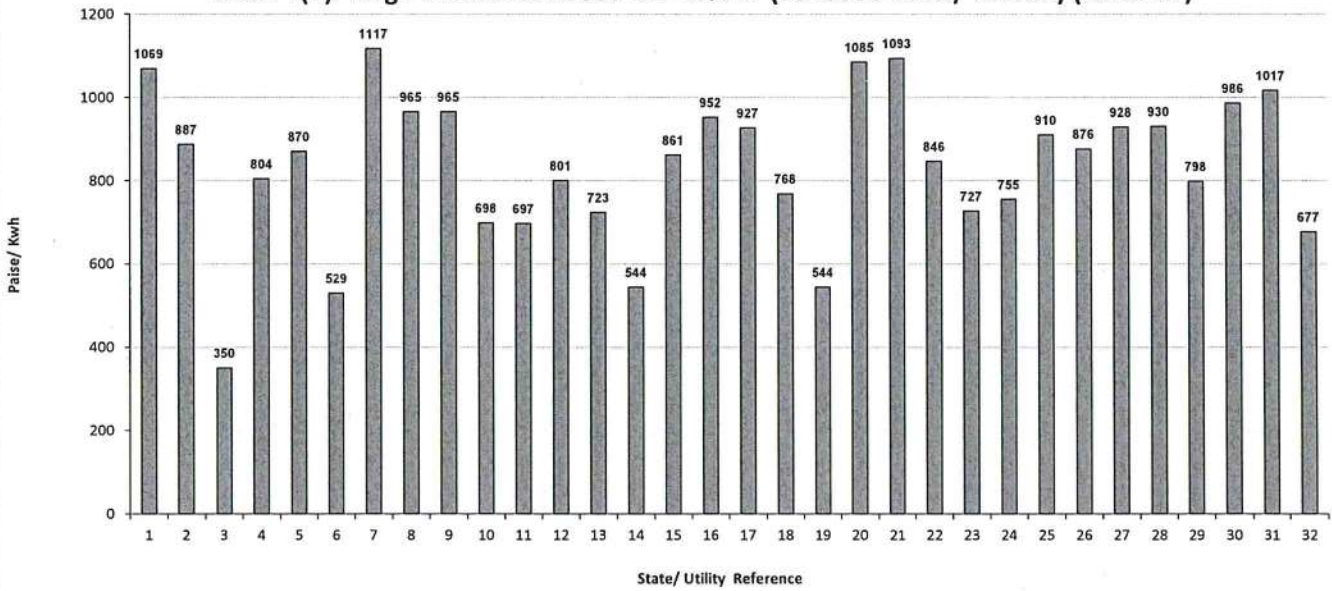
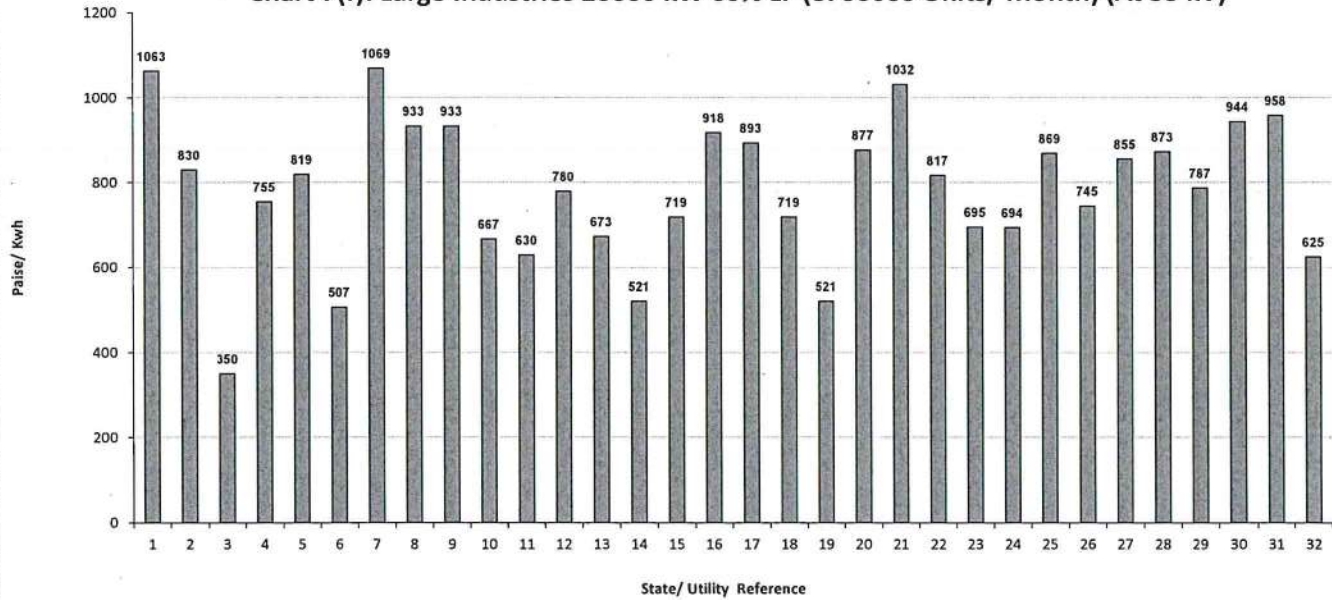


Chart 7(f): Large Industries 20000 kW 60% LF (8760000 Units/ Month) (At 33 kV)



सारणी सं० 7 (च): बड़े उद्योग 20000 कि०. वा०. 60% भार गूणाक (8760000 यूनिट/माह) (33 कि०. वो०. पर)
TABLE NO.7(f): LARGE INDUSTRIES 20000 KW 60% LF (8760000 Unit/Month) (AT 33 KV)

क्रमांक Sr. No.	युटिलिटी का नाम	Name of Utility	Tariff effective from	Av. Rate (P/KWh)	Duty/Tax (P/KWh)	Total (P/KWh)
1	अंडमान एण्ड निकोबार	Andaman & Nicobar Island	01.08.2022	1063	0	1063
2	आंध्र प्रदेश	Andhra Pradesh	01.04.2022	730	100	830
3	अरुणाचल प्रदेश	Arunachal Pradesh	01.06.2018	350	0	350
4	असम	Assam	01.04.2022	719	36	755
5	बिहार	Bihar (AT 132 KV)	01.04.2022	773	46	819
6	चंडीगढ़	Chandigarh	01.07.2022	496	11	507
7	छत्तीसगढ़	Chhattisgarh	01.04.2022	856	213	1069
8	दिल्ली-(बी.वाइ.पी.एल./बी.आर.पी.एल./टी.पी.डी.डी.एल.)	Delhi-(BYPL/BRPL/TPDDL)	01.10.2021	890	43	933
9	दिल्ली-(एन.डी.एम.सी.)	Delhi-(NDMC)	01.10.2021	890	43	933
10	गोवा	Goa	01.04.2022	597	70	667
11	गुजरात	Gujarat	01.04.2022	547	82	630
12	हरियाणा	Haryana	01.04.2022	770	10	780
13	हिमाचल प्रदेश	Himachal Pradesh	01.04.2022	607	66	673
14	जम्मू व कश्मीर	Jammu & Kashmir	13.10.2022	459	62	521
15	झारखंड	Jharkhand	01.10.2020	622	97	719
16	कर्नाटक	Karnataka	01.04.2022			
		Bruhat Bangalore Mahangara Palike, Municipal Corp.& all Urbar		847	70	918
		Areas under Village Panchayats		825	68	893
17	केरल	Kerala	26.06.2022	709	10	719
18	लद्दाख	Ladakh		459	62	521
19	मध्य प्रदेश	Madhya Pradesh	08.04.2022	762	114	877
20	महाराष्ट्र	Maharashtra	01.04.2022	942	90	1032
21	मेघालय	Meghalaya	01.04.2022	814	3	817
22	ओडिशा	Odisha	01.04.2022	648	47	695
23	पुडुचेरी	Puducherry (At 110/132 kV)	01.04.2022	694	0	694
24	पंजाब	Punjab	01.04.2022	769	100	869
25	राजस्थान	Rajasthan	01.09.2022	680	65	745
26	तमिल नाडु	Tamil Nadu	10.09.2022	815	41	855
27	तेलंगाना	Telangana	01.04.2022	867	6	873
28	उत्तराखण्ड	Uttarakhand	01.04.2022	727	60	787
29	उत्तर प्रदेश	Uttar Pradesh	29.07.2022	878	66	944
30	पश्चिम बंगाल	West Bengal	01.04.2022	833	125	958
31	डी.वी०.सी०.- (झारखंड)	D.V.C. (Jharkhand Area)	01.02.2023	555	70	625

सारणी सं० 7 (ख): बड़े उद्योग 50000 कि०. वा०. 40% भार गुणाक (14600000 यूनिट/माह) (33 कि०. वो०. पर)
TABLE NO.7(g): LARGE INDUSTRIES 50000 KW 40% LF (14600000 Unit/Month) (AT 33 KV)

क्रमांक Sr. No.	युटिलिटी का नाम	Name of Utility	Tariff effective from	Av. Rate (P/KWh)	Duty/Tax (P/KWh)	Total (P/KWh)
1	अंडमान एण्ड निकोबार	Andaman & Nicobar Island	01.08.2022	1069	0	1069
2	आंध्र प्रदेश	Andhra Pradesh	01.04.2022	787	100	887
3	अरुणाचल प्रदेश	Arunachal Pradesh	01.06.2018	350	0	350
4	असम	Assam	01.04.2022	766	38	804
5	बिहार	Bihar (AT 132 KV)	01.04.2022	821	49	870
6	चंडीगढ़	Chandigarh	01.07.2022	518	11	529
7	छत्तीसगढ़	Chhattisgarh	01.04.2022	904	213	1117
8	दिल्ली-(बी.वाड़.पी.एल./बी.आर.पी.एल./टी.पी.डी.डी.एल.)	Delhi-(BYPL/BRPL/TPDDL)	01.10.2021	922	43	965
9	दिल्ली-(एन.डी.एम.सी.)	Delhi-(NDMC)	01.10.2021	922	43	965
10	गोवा	Goa (AT 33 KV)	01.04.2022	628	70	698
		(AT 110 KV)		617	70	687
11	गुजरात	Gujarat (AT 33/66 KV)	01.04.2022	609	91	700
		(AT 132 KV)		609	91	700
12	हरियाणा	Haryana (AT 33 KV)	01.04.2022	791	10	801
		(AT 66/132 KV)		779	10	789
		(AT 220 KV)		768	10	778
13	हिमाचल प्रदेश	Himachal Pradesh	01.04.2022	658	66	723
14	जम्मू व कश्मीर	Jammu & Kashmir	13.10.2022	482	62	544
15	झारखंड	Jharkhand (AT 33 KV)	01.10.2020	764	97	861
		(AT 132 KV)		749	97	846
16	कर्नाटक	Karnataka	01.04.2022			
		Bangalore Metro Area (AT 33/66 KV)		882	70	953
		Other Areas (AT 33/66 KV)		859	68	927
		Bangalore Metropolitan Area (AT 110 KV)		881	70	952
		Other Areas (AT 110 KV)		858	68	926
		Bangalore Metropolitan Area (AT 220 KV)		879	70	950
		Other Areas (AT 220 KV)		856	68	924
17	केरल	Kerala	26.06.2022	758	10	768
18	लद्दाख	Ladakh	01.10.2022	482	62	544
19	मध्य प्रदेश	Madhya Pradesh (AT 33 KV)	08.04.2022	943	141	1085
		(AT 132 KV)		762	114	877
20	महाराष्ट्र	Maharashtra	01.04.2022	999	94	1093
21	मेघालय	Meghalaya	01.04.2022	843	3	846
22	ओडिशा	Odisha (AT 132 KV)	01.04.2022	675	46	722
23	पुडुचेरी	Puducherry (At 110/132 kv)	01.04.2022	755	0	755
24	पंजाब	Punjab	01.04.2022	805	105	910
25	राजस्थान	Rajasthan	01.09.2022	811	65	876
26	तमिल नाडु	Tamil Nadu	10.09.2022	884	44	928
27	तेलंगाना	Telangana	01.04.2022	924	6	930
28	उत्तराखण्ड	Uttarakhand	01.04.2022	738	60	798
29	उत्तर प्रदेश	Uttar Pradesh	29.07.2022			
		For supply at 33 KV & 66 KV		917	69	986
		For supply at 132 KV		862	65	926
30	पश्चिम बंगाल	West Bengal (AT 33 KV)	01.04.2022	884	133	1017
		(AT 132 KV)		880	132	1012
31	डी.वी.सी.- (झारखंड)	D.V.C. AT 33 KV (Jharkhand Area)	01.02.2023	607	70	677
		AT 132 KV		595	70	664

Chart 7(g): Large Industries 50000 kW 40% LF (14600000 Units/ Month) (At 33 kV)

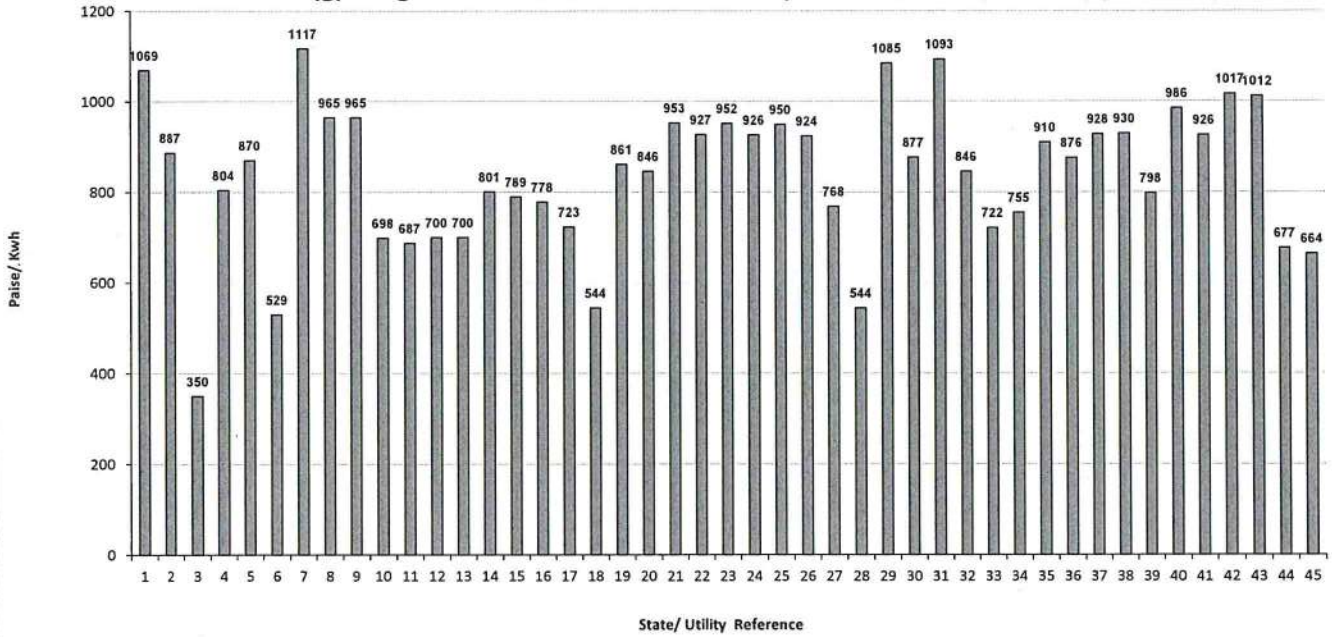
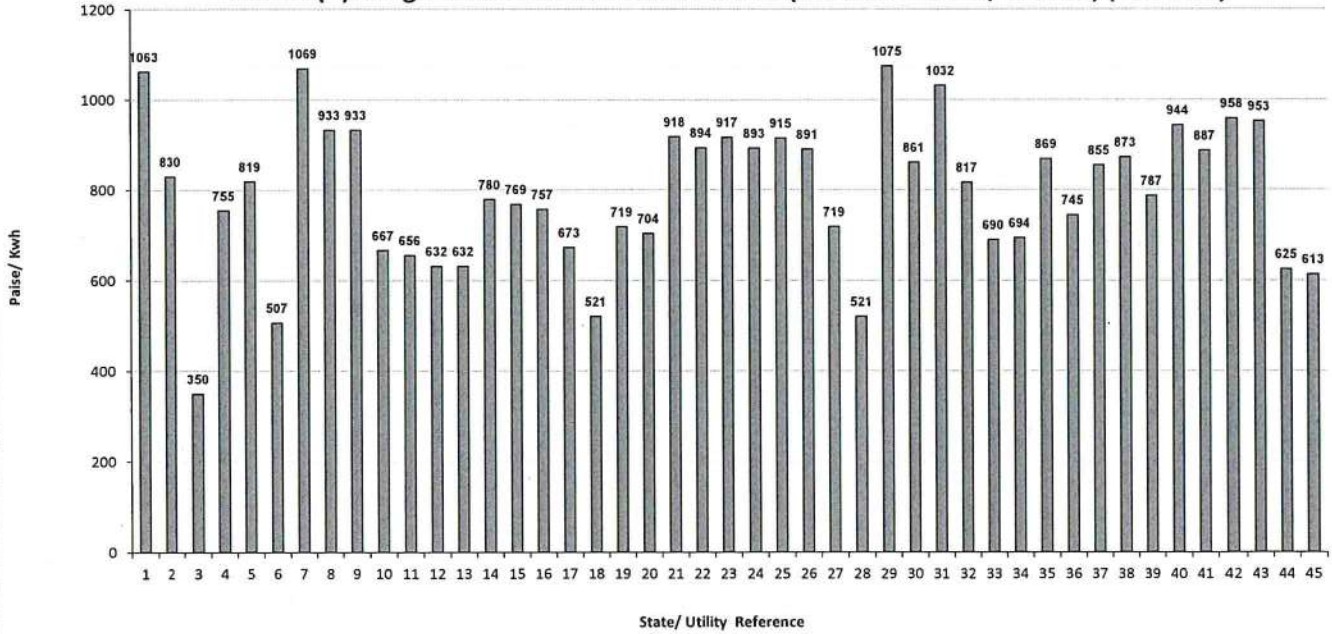


Chart 7(h): Large Industries 50000 kW 60% LF (21900000 Units/ Month) (At 33 kV)



सारणी सं० 7 (ज): बड़े उद्योग 50000 कि० वा०. 60% भार गृणाक (21900000 यूनिट/माह) (33 कि०. वो०. पर)
TABLE NO.7(h): LARGE INDUSTRIES 50000 KW 60% LF (21900000 Unit/Month) (AT 33 KV)

क्रमांक Sr. No.	युटिलिटी का नाम	Name of Utility	Tariff effective from	Av. Rate (P/KWh)	Duty/Tax (P/KWh)	Total (P/KWh)
1	अंडमान एण्ड निकोबार	Andaman & Nicobar Island	01.08.2022	1063	0	1063
2	आंध्र प्रदेश	Andhra Pradesh	01.04.2022	730	100	830
3	अरुणाचल प्रदेश	Arunachal Pradesh	01.06.2018	350	0	350
4	असम	Assam	01.04.2022	719	36	755
5	बिहार	Bihar (AT 132 KV)	01.04.2022	773	46	819
6	चंडीगढ़	Chandigarh	01.07.2022	496	11	507
7	छत्तीसगढ़	Chhattisgarh	01.04.2022	856	213	1069
8	दिल्ली-(बी.वाइ.पी.एल./बी.आर.पी.एल./टी.पी.डी.डी.एल.)	Delhi-(BYPL/BRPL/TPDDL)	01.10.2021	890	43	933
9	दिल्ली-(एन.डी.एम.सी.)	Delhi-(NDMC)	01.10.2021	890	43	933
10	गोवा	Goa (AT 33 KV)	01.04.2022	597	70	667
		(AT 110 KV)		586	70	656
11	गुजरात	Gujarat (AT 33/66 KV)	01.04.2022	549	82	632
		(AT 132 KV)		549	82	632
12	हरियाणा	Haryana (AT 33 KV)	01.04.2022	770	10	780
		(AT 66/132 KV)		759	10	769
		(AT 220 KV)		747	10	757
13	हिमाचल प्रदेश	Himachal Pradesh	01.04.2022	607	66	673
14	जम्मू व कश्मीर	Jammu & Kashmir	13.10.2022	459	62	521
15	झारखंड	Jharkhand (AT 33 KV)	01.10.2020	622	97	719
		(AT 132 KV)		607	97	704
16	कर्नाटक	Karnataka	01.04.2022			
		Bangalore Metro Area (AT 33/66 KV)		848	70	918
		Other Areas (AT 33/66 KV)		825	68	894
		Bangalore Metropolitan Area (AT 110 KV)		847	70	917
		Other Areas (AT 110 KV)		824	68	893
		Bangalore Metropolitan Area (AT 220 KV)		845	70	915
		Other Areas (AT 220 KV)		822	68	891
17	केरल	Kerala	26.06.2022	709	10	719
18	लददाख	Ladakh	01.10.2022	459	62	521
19	मध्य प्रदेश	Madhya Pradesh (AT 33 KV)	08.04.2022	935	140	1075
		(AT 132 KV)		749	112	861
20	महाराष्ट्र	Maharashtra	01.04.2022	942	90	1032
21	मेघालय	Meghalaya	01.04.2022	814	3	817
22	ओडिशा	Odisha (AT 132 KV)	01.04.2022	643	46	690
23	पुडुचेरी	Puducherry (At 110/132 kv)	01.04.2022	694	0	694
24	पंजाब	Punjab	01.04.2022	769	100	869
25	राजस्थान	Rajasthan	01.09.2022	680	65	745
26	तमिल नाडु	Tamil Nadu	10.09.2022	815	41	855
27	तेलंगाना	Telangana	01.04.2022	867	6	873
28	उत्तराखण्ड	Uttarakhand	01.04.2022	727	60	787
29	उत्तर प्रदेश	Uttar Pradesh	29.07.2022			
		For supply at 33 KV & 66 KV		878	66	944
		For supply at 132 KV		825	62	887
30	पश्चिम बंगाल	West Bengal (AT 33 KV)	01.04.2022	833	125	958
		(AT 132 KV)		828	124	953
31	डी.वी०.सी०.- (झारखंड)	D.V.C. AT 33 KV (Jharkhand Area)	01.02.2023	555	70	625
		AT 132 KV		544	70	613

सारणी सं० 8 (क): पावर इन्टेंसिव उद्योग 50000 कि०. वा०. 60% भार गृणाक (21900000 यूनिट/माह)
TABLE NO.8(a): POWER INTENSIVE INDUSTRIES 50000 KW 60% LF (21900000 Unit/Month)

क्रमांक Sr. No.	युटिलिटी का नाम	Name of Utility	Tariff effective from	Av. Rate (P/KWh)	Duty/Tax (P/KWh)	Total (P/KWh)
1	आंध्र प्रदेश	Andhra Pradesh (AT 132 KV)	01.04.2022	521	100	621
2	अरुणाचल प्रदेश	Arunachal Pradesh	01.06.2018	325	0	325
3	बिहार	Bihar	01.04.2022	633	38	671
4	छत्तीसगढ़	Chhattisgarh (AT 33 KV)	01.04.2022	773	190	963
		(AT 132 KV)		717	174	892
5	दादरा एवं नागर हवेली	Dadra & Nagar Haveli	01.04.2022	579	0	579
6	दमन एवं दीव	Daman & Diu	01.04.2022	619	0	619
7	गोवा	Goa (AT 33 KV)	01.04.2022	597	70	667
8	हिमाचल प्रदेश	Himachal Pradesh (AT 66 KV)	01.04.2022	608	65	673
9	जम्मू व कश्मीर	Jammu & Kashmir (AT 11 KV)	13.10.2022	572	77	649
		(AT 33 KV)		566	76	642
10	केरल	Kerala (AT 66 KV)	26.06.2022	701	10	711
		(AT 110 KV)		689	10	699
		(AT 220 KV)		621	10	631
11	लद्दाख	Ladakh (AT 11 KV)	01.10.2022	572	77	649
		(AT 33 KV)		566	76	642
12	मध्य प्रदेश	Madhya Pradesh (AT 33 KV)	08.04.2022	704	106	810
		(AT 132 KV)		714	107	821
13	महाराष्ट्र	Maharashtra	01.04.2022	942	90	1032
14	ओडिशा	Odisha (AT 11/33 KV)	01.04.2022	648	47	695
		(AT 132 KV)		643	46	690
15	पंजाब	Punjab	01.04.2022	801	104	905

सारणी सं० 8(ख): पावर इन्टेंसिव उद्योग 50000 कि०. वा०. 80% भार गृणाक (29200000 यूनिट/माह)
TABLE NO.8(b): POWER INTENSIVE INDUSTRIES 50000 KW 80% LF (29200000 Unit/Month)

क्रमांक Sr. No.	युटिलिटी का नाम	Name of Utility	Tariff effective from	Av. Rate (P/KWh)	Duty/Tax (P/KWh)	Total (P/KWh)
1	आंध्र प्रदेश	Andhra Pradesh (AT 132 KV)	01.04.2022	521	100	621
2	अरुणाचल प्रदेश	Arunachal Pradesh	01.06.2018	325	0	325
3	बिहार	Bihar	01.04.2022	559	34	592
4	छत्तीसगढ़	Chhattisgarh (AT 33 KV)	01.04.2022	749	190	939
		(AT 132 KV)		694	174	868
5	दादरा एवं नागर हवेली	Dadra & Nagar Haveli	01.04.2022	554	0	554
6	दमन एवं दीव	Daman & Diu	01.04.2022	585	0	585
7	गोवा	Goa (AT 33 KV)	01.04.2022	581	70	651
8	हिमाचल प्रदेश	Himachal Pradesh (AT 66 KV)	01.04.2022	581	65	646
9	जम्मू व कश्मीर	Jammu & Kashmir (AT 11 KV)	13.10.2022	557	77	634
		(AT 33 KV)		551	76	627
10	केरल	Kerala (AT 66 KV)	26.06.2022	676	10	686
		(AT 110 KV)		664	10	674
		(AT 220 KV)		598	10	608
11	लद्दाख	Ladakh (AT 11 KV)	01.10.2022	557	77	634
		(AT 33 KV)		551	76	627
12	मध्य प्रदेश	Madhya Pradesh (AT 33 KV)	08.04.2022	666	100	766
		(AT 132 KV)		667	100	767
13	महाराष्ट्र	Maharashtra	01.04.2022	913	88	1001
14	ओडिशा	Odisha (AT 11/33 KV)	01.04.2022	523	38	561
		(AT 132 KV)		518	38	555
15	पंजाब	Punjab	01.04.2022	781	102	883

Note: Table 8(a) & 8(b) is based on the tariff orders of those SERC/JERC which specify only Power Intensive Industry as a special consumer category.

Chart 8(a): Power Intensive Industries 50000 kW 60% LF (21900000 Units/ Month)

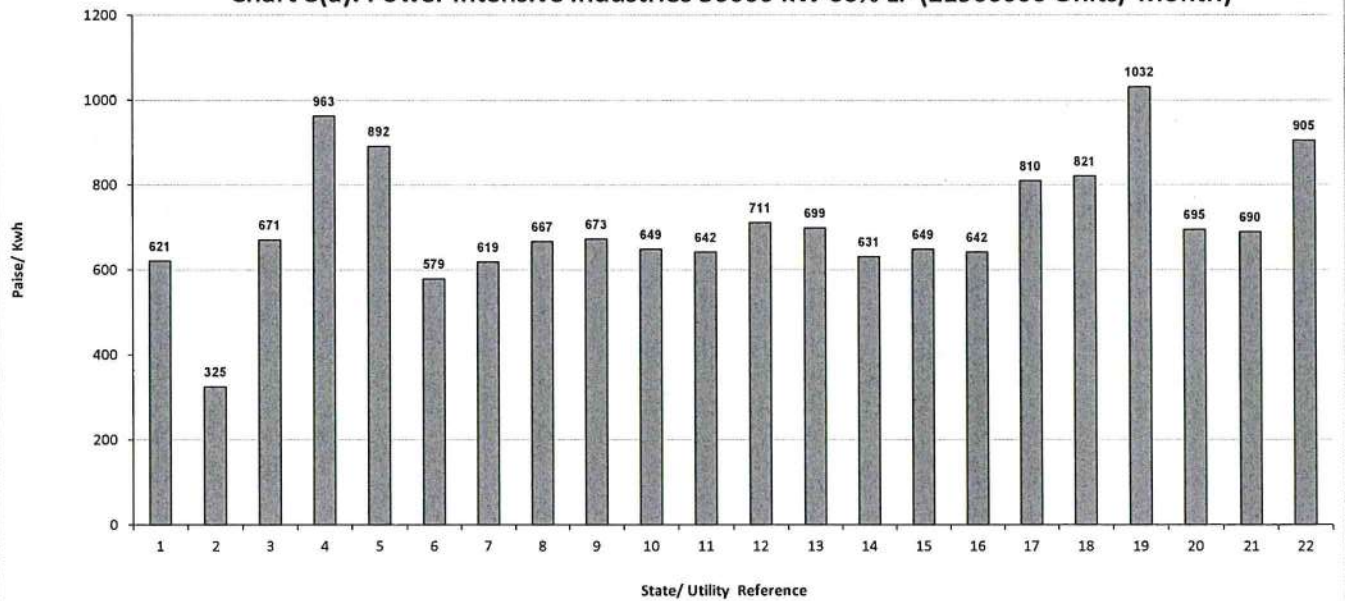
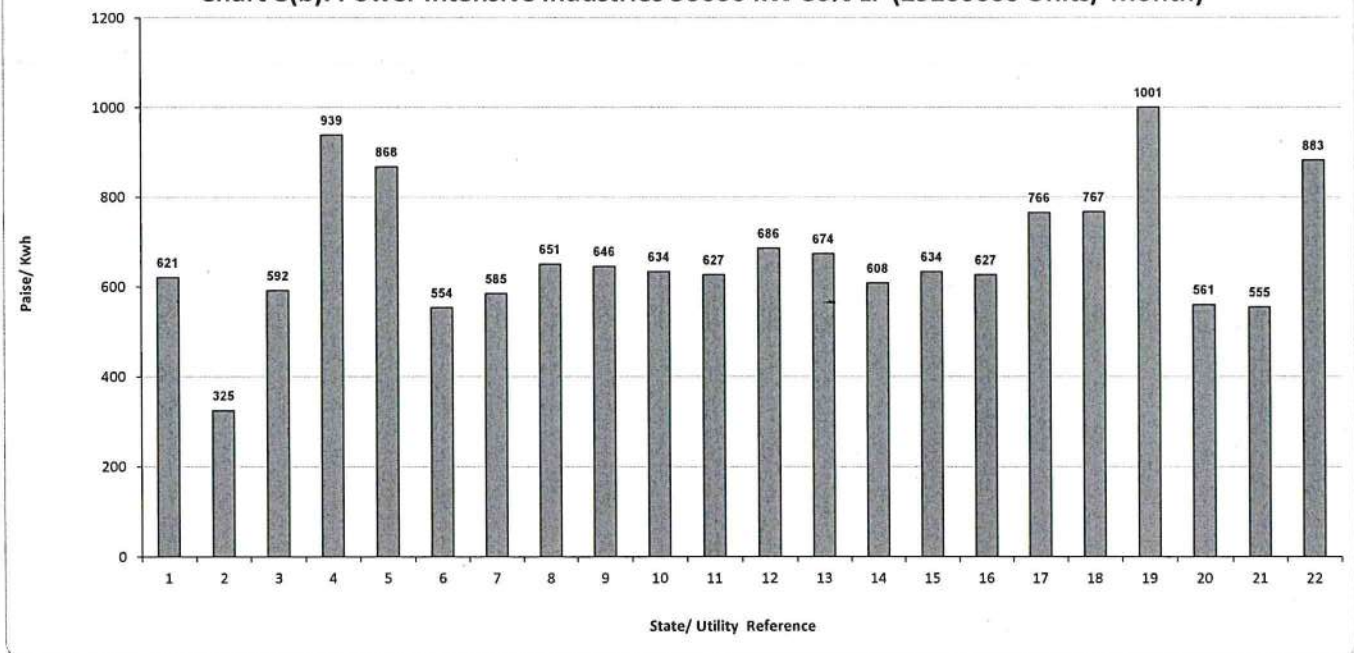


Chart 8(b): Power Intensive Industries 50000 kW 80% LF (29200000 Units/ Month)



सारणी सं० 9: रेलवे ट्रैक्शन 12500 कि०. वा०.(2500000 यूनिट/माह)
TABLE NO.9: RAILWAY TRACTION 12500 KW (2500000 Unit/Month)

क्रमांक Sr. No.	युटिलिटी का नाम	Name of Utility	Tariff effective from	Av. Rate (P/KWh)	Duty/Tax (P/KWh)	Total (P/KWh)
1	आंध्र प्रदेश	Andhra Pradesh	01.04.2022	763	0	763
2	असम	Assam	01.04.2022	817	41	858
3	बिहार	Bihar (AT 132 kV)	01.04.2022	900	0	900
4	छत्तीसगढ़	Chhattisgarh	01.04.2022	714	0	714
5	दिल्ली-(बी.वाइ.पी.एल./बी.आर.पी.एल./टी.पी.डी.डी.एल.)	Delhi-(BYPL/BRPL/TPDDL)	01.10.2021	836	35	870
6	दिल्ली-(एन.डी.एम.सी.)	Delhi-(NDMC)	01.10.2021	836	35	870
7	गुजरात	Gujarat (AT 132 kV)	01.04.2022	600	0	600
8	हरियाणा	Haryana	01.04.2022			
		AT 11 kV		831	10	841
		AT 33 kV		819	10	829
		AT 66/132 kV		808	10	818
		AT 220 kV		797	10	807
9	हिमाचल प्रदेश	Himachal Pradesh (AT 66 kV)	01.04.2022	767	54	821
10	जम्मू व कश्मीर	Jammu & Kashmir (AT 11/33 KV)	13.10.2022	729	0	729
11	झारखंड	Jharkhand	01.10.2020	824	0	824
12	कर्नाटक	Karnataka	01.04.2022	813	59	872
13	केरल	Kerala (AT 110 kV)	26.06.2022	729	0	729
14	लददाख	Ladakh (AT 11/33 KV)	01.10.2022	729	0	729
15	मध्य प्रदेश	Madhya Pradesh (AT 132/220 kV)	08.04.2022	762	0	762
16	महाराष्ट्र	Maharashtra	01.04.2022	1076	0	1076
17	महाराष्ट्र-मुंबई-(बी.ई.एस.टी.)	Maharashtra-Mumbai(B.E.S.T) (AT 33/11kV)	01.04.2022	859	0	859
18	महाराष्ट्र-मुंबई-(अडानी एलेक्ट्रिसिटी)	Maharashtra-Mumbai (Adani Electricity) (AT 33/11kV)	01.04.2022	887	0	887
19	महाराष्ट्र-मुंबई-(टाटा)	Maharashtra - Mumbai(TATA's) (AT 33/11 kV)	01.04.2022	859	0	859
		(AT 132/110 kV)		751	0	751
20	ओडिशा	Odisha (AT 33/22 kV)	01.04.2022	724	0	724
21	पंजाब	Punjab (AT 132 kV)	01.04.2022	963	0	963
22	राजस्थान	Rajasthan	01.09.2022	645	65	710
23	तमिल नाडु	Tamil Nadu	10.09.2022	1006	50	1056
24	तेलंगाना	Telangana (AT 33 kV)	01.04.2022	782	0	782
25	उत्तराखण्ड	Uttarakhand	01.04.2022	744	0	744
26	उत्तर प्रदेश	Uttar Pradesh (132 kV and Above)	29.07.2022	1235	0	1235
		(Below 132 kV)		1235	0	1235
27	पश्चिम बंगाल	West Bengal (AT 25 kV)	01.04.2022	936	0	936
		(AT 132 kV)		936	0	936
28	डी.वी.सी.- (झारखंड)	D.V.C. (Jharkhand Area)	01.02.2023	659	0	659

Chart 9: Railway Traction 12500 kW (2500000 Units/ Month)

