



भारत सरकार

**Government of India**

विद्युत मंत्रालय

**Ministry of Power**

केन्द्रीय विद्युत प्राधिकरण

**Central Electricity Authority**

**Executive Summary on Power Sector**

**September-2024**

<b>Executive Summary for the Month of September-2024</b>		
<b>Contents</b>		
<b>SN</b>	<b>Section A - Highlights of Power Sector</b>	<b>Page</b>
1	Electricity Generation	1A & 1B
2	Generating Capacity Addition	2
3	List of Projects Commissioned	3
4	All India Installed Capacity (MW) Region-wise	3
5	All India Installed Capacity (MW) Sector-wise	4
6	Transmission Lines Added during the month	5
7	Transformation Capacity Addition	6
8	Power Supply Position (Energy & Peak)	7
9	Peak Shortage of Power Supply (MW) in Different Regions	8-9
10	All India PLF Sector-wise	10
11	Trend of T & D and AT & C Losses (%)	11
12	All India Village Electrification Status	
13	Average cost of Power & Average Realisation	
14	All India Coal consumption for Power Generation (MT)	
<b>Section B - Capacity Addition</b>		
1	Capacity Addition Targets and Achievements in 12th Plan(2012-17), 2017-18 , 2018-19 ,2019-20, 2020-21 and 2022-23	12
2	Capacity Addition Targets & Achievements during Sep-2024 and Apr-24 to Sep-24	13
3	Installed Capacity in various Regions including their shares.	14-19
<b>Section C - Transmission Lines</b>		
1	Executive summary of Target and Achievement of Transmission Lines during 2023-24	20(1)
2	List of Transmission Lines Commissioned in the month.	20(2)
<b>Section D - Substation</b>		
1	Executive summary of Target and Achievement of Substations during 2023-24	21(1)
2	Sub Stations (220 kV and above) commissioned/Ready for commissioning in the month.	21(2)
<b>Section E - Electricity Generation</b>		
1	Electricity Generation (MU) Targets and Achievements for 2023-24	22
<b>Section F - Power Supply Position</b>		
1	Energy Power Supply Position (Provisional) for the month.	23
2	Peak Power Supply Position (Provisional) for the month.	24
3	Energy Power Supply Position (Revised) for Aug-2024 and during Apr-24 to Aug-24	25
4	Peak Power Supply Position (Revised) for Aug-2024 and during Apr-24 to Aug-24	26
5	Power Supply to Agricultural Sector during Sep-2024	27
6	Power Supply Position since 2003-04 (Energy Requirement / Availability)	28
7	Graph for Energy Requirement, Availability(BU) & Shortages (2003-04 to 2023-24)	29
8	Power Supply Position since 2003-04 (Peak Demand / Peak Met)	30
9	Graph for Peak Demand, Peak Demand Met(GW) & Shortages (2003-04 to 2023-24)	31
<b>Section G - Growth of Power Sector</b>		
1	Growth of Rural Electrification & Pump Sets Energisation	32
2	Growth of Installed Capacity since 6th Plan(1980-85)	33
3	Growth of Transmission Sector since 6th Plan(1980-85)	34
4	All India Yearly Coal consumption for Power Generation (Utilities)	35
5	All India Annual Per Capita Consumption of Electricity since 2006	
6	Average cost of power supply & Average realisation (Paisa/kWh)	
<b>Section H - Rate of Sale of Power</b>		
1	Rate of sale of power for the year 2021-22	35-47
2	Outstanding dues of Power Utilities Payable to CPSUs.	48

## ABBREVIATION

Sr.No	Short Form	Full Form
1	Ach	Achievements
2	ACS	Average Cost of Supply
3	ARR	Average Revenue Realization
4	AT&C	Aggregate Technical and Commercial
5	BU	Billion Units
6	CEA	Central Electricity Authority
7	CKMs	Circuit Kilo Meters
8	CPSUs	Central Public Sector Undertakings
9	DVC	Damodar Valley Corporation
10	HVDC	High Voltage Direct Current Transmission
11	IPP	Independent Power Producer
12	IR	Inter Regional
13	kV	Kilo Volts
14	kWh	Kilo Watt Hours
15	MT	Million Tonnes
16	MU	Million Units
17	MVA	Mega Volt Ampere
18	MW	Mega Watt
19	NA	Not Applicable
20	PLF	Plant Load Factor
21	RES	Renewable Energy Sources
22	SLDC	State Load Dispatch Centre
23	T&D	Transmission and Distribution
24	UTL.	Utilities
25	w.r.t	With Respect To

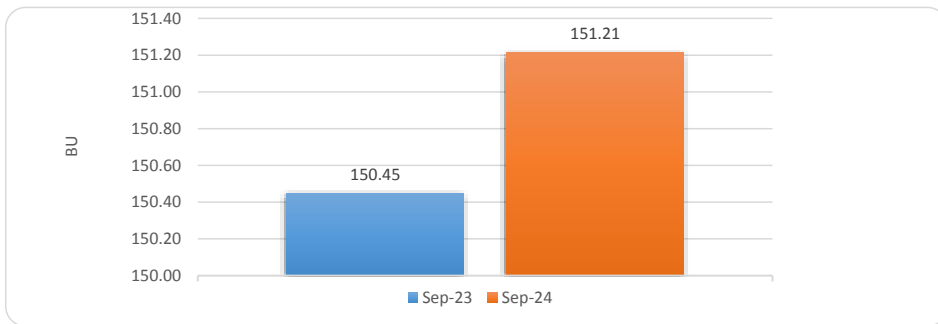
**Section A - Highlights of Power Sector for September 2024**

<b>SN</b>	<b>Contents</b>	<b>Page</b>
1	Electricity Generation	1A & 1B
2	Generating Capacity Addition (MW)	2
3	List of Projects Commissioned	3
4	All India Installed Capacity (MW) Region-wise	3
5	All India Installed Capacity (MW) Sector-wise	4
6	Transmission Lines Added (Ckms)	5
7	Transformation Capacity Addition (MVA)	6
8	Power Supply Position (Energy & Peak)	7
9	Peak Shortage of Power Supply (MW) in Different Regions	8-9
10	All India PLF Sector-wise	10
11	T & D and AT & C Losses (%)	11
12	All India Village Electrification	
13	Average Cost of Power & Average Revenue Realisation	
14	All India Coal Consumption for Power Generation (MT)	

### 1. Electricity Generation for Sep-2024 (BU)

Type	Achievement	Targets	Achievement*	% Change of Achievement w.r.t. Sep-2023
	Sep-23	Sep-24	Sep-24	
Thermal	108.82	117.90	102.15	-6.13
Nuclear	4.53	4.66	4.93	8.85
Hydro (Large)	16.32	18.37	20.57	26.05
RES including SHP	19.91	19.73	22.40	12.49
Bhutan Import	0.87	0.85	1.17	34.07
<b>All India</b>	<b>150.45</b>	<b>161.50</b>	<b>151.21</b>	<b>0.51</b>

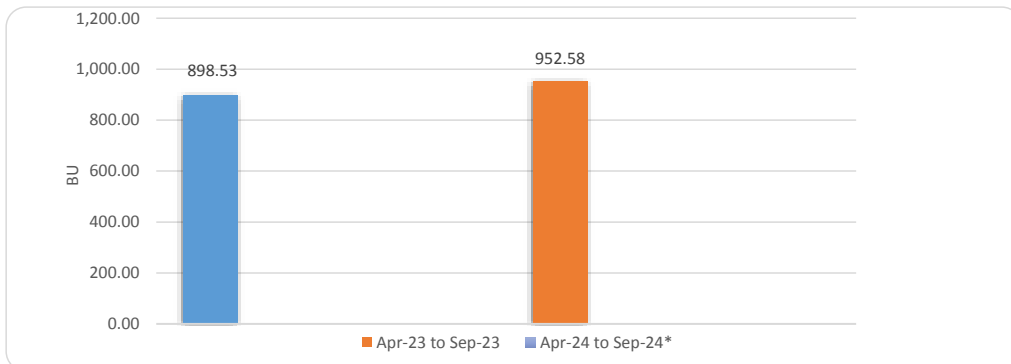
\*Actual



### 1.1 Electricity Generation During Apr-23 to Sep-23 & Apr-24 to Sep-24 (BU)

Type	Apr-23 to Sep-23	Apr-24 to Sep-24*	% Change w.r.t Apr-23 to Sep-23
Thermal	654.37	690.17	5.47
Nuclear	23.07	28.33	22.79
Hydro (Large)	90.73	94.58	4.25
RES including SHP	126.22	135.26	7.16
Bhutan Import	4.14	4.24	2.61
<b>All India</b>	<b>898.53</b>	<b>952.58</b>	<b>6.02</b>

\*Provisional



Electricity Generation (including Hydro) (in BU)								
Sep-2024			Sep-2023			% Growth		
Conventional Sources	Renewable Sources	Total*	Conventional Sources	Renewable Sources	Total	Growth in Conventional Generation	Growth in Renewable Generation	Growth in Total Generation
128.82	22.40	151.21	130.54	19.91	150.45	-1.32	12.49	0.51
Electricity Generation (including Hydro as RES) (in BU)								
Conventional Sources	Renewable Sources	Total*	Conventional Sources	Renewable Sources	Total	Growth in Conventional Generation	Growth in Renewable Generation	Growth in Total Generation
108.24	42.97	151.21	114.22	36.23	150.45	-5.23	18.60	0.51
All India Generation From Renewables						(All Figures are in BU)		
Sl.No.	Source-Wise All India Generation from Renewables	For the Month of		Cummulative for the period				
		Sep-2024	Sep-2023	Apr-24 to Sept-24	Apr-23 to Sept-23			
1	Wind	8.87	8.85	55.89	57.62			
2	Solar	11.30	9.22	67.93	57.68			
3	Biomass	0.26	0.26	1.69	1.68			
4	Bagasse	0.12	0.14	1.67	2.12			
5	Small Hydro	1.61	1.22	6.64	5.76			
6	Others	0.23	0.21	1.44	1.36			
	<b>Total :</b>	22.40	19.91	135.26	126.22			

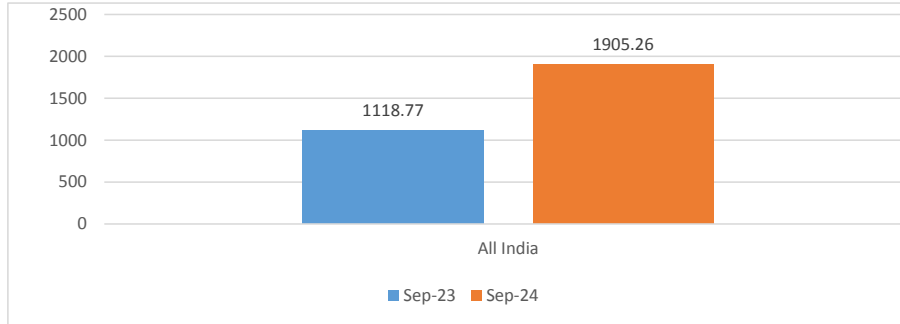
Note: 1) All figures are provisional

## 2. Generating Capacity Addition for September-2024 (MW)

Type	Achievement	Targets	Achievement*	% Achievement w.r.t. Sept-2023
	Sep-23	Sep-24		
Thermal	850	1980	30	NA
Hydro (Large)	0	730	0	NA
RE (including SHP)	268.77	Not Available	1875.26	597.72
Nuclear	0	0	0	NA
<b>All India</b>	<b>1118.77</b>	<b>2710</b>	<b>1905.26</b>	<b>70.30</b>

NA- Not Applicable

\*Provisional



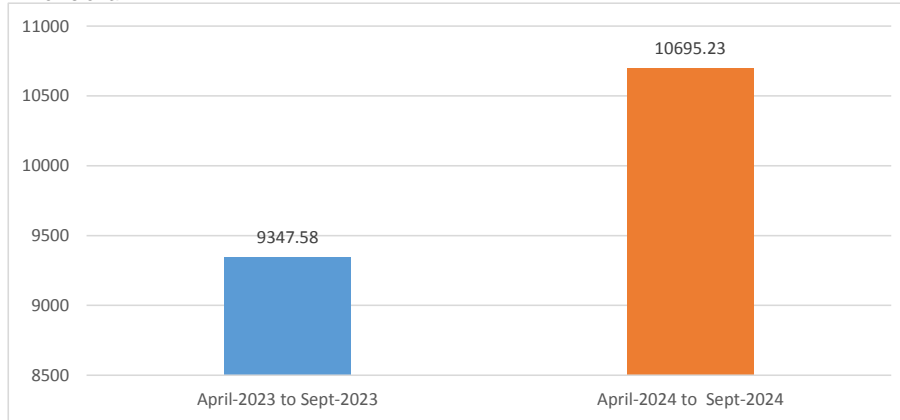
##

## Generating Capacity Addition(MW) during Apr-23 to Sept-23 & Apr-24 to Sept-24

	April-2023 to Sept-2023	April-2024 to Sept-2024*	% Change w.r.t Previous Year
Thermal	2024	-190	NA
Hydro (Large)	0	0	NA
RE (including SHP)	6,623.58	10885.23	64.34
Nuclear	700	0	NA
<b>All India</b>	<b>9347.58</b>	<b>10695.23</b>	<b>14.42</b>

NA- Not Applicable

\*Provisional

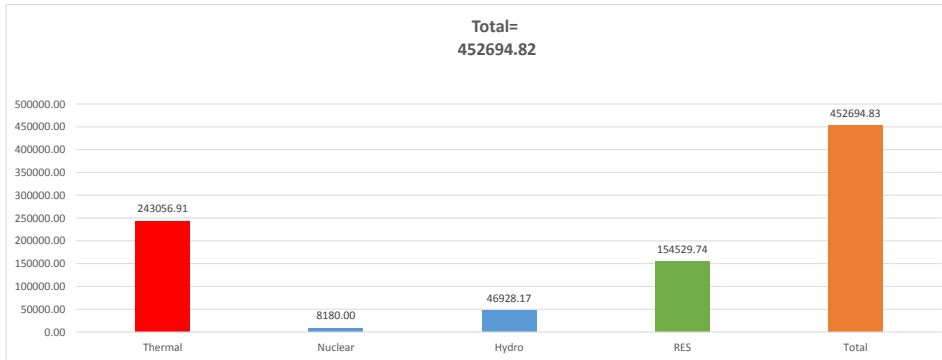


### 3. List of Projects Commissioned During Sep-2024

- 1 **Thermal**  
MTPCL's Maadurga Thermal Power Company Ltd. Project Unit-2 of 30 MW has been commissioned on 23.09.2024.
- 2 **Hydro(Large)**  
NIL
- 3 **Nuclear**  
NIL

### 4. All India Installed Capacity (MW) Region-wise as on 30-09-2024

Region	Fossil fuel based					Non-Fossil fuel based			Grand Total
	Coal	Lignite	Gas	Diesel	Total	Nuclear	Hydro(Large)	RES**	
Northern	56657.95	1580	5994.96	0	64232.91	1620	20829.76	42417.93	129100.6
Western	74662.64	1400	10806.49	0	86869.13	3240	7562.50	52586.25	150257.88
Southern	49415.02	3640	6271.8	433.66	59760.48	3320	11827.48	56616.05	131524.02
Eastern	29051.87	0	80	0.00	29131.87	0.00	4764.42	2256.83	36153.12
North-East	1242.02	0	1664.96	36.00	2942.98	0.00	1944.01	612.55	5499.54
Islands	0	0	0	119.54	119.54	0.00	0.00	40.13	159.67
<b>ALL INDIA</b>	<b>211029.5</b>	<b>6620.00</b>	<b>24818.21</b>	<b>589.20</b>	<b>243056.91</b>	<b>8180.00</b>	<b>46928.17</b>	<b>154529.74</b>	<b>452694.83</b>
% of Fossil sources in IC					53.69	% of Non Fossil sources in IC			46.31

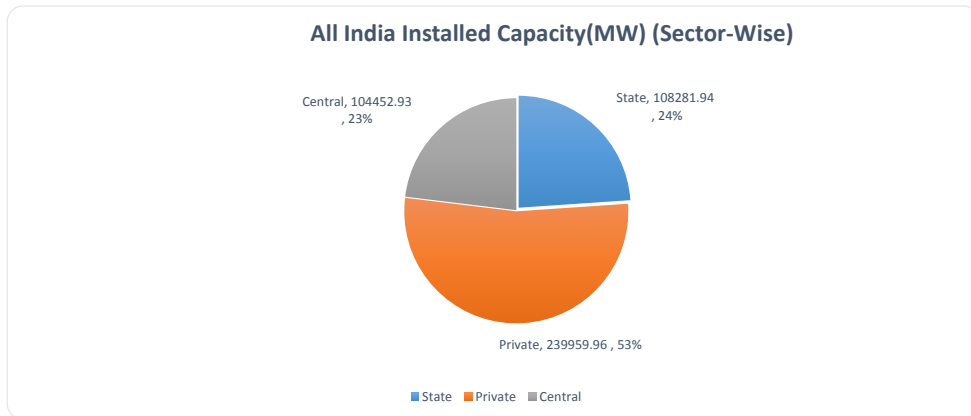




### 5. All India Installed Capacity (MW) Sector-wise as on 30-09-2024

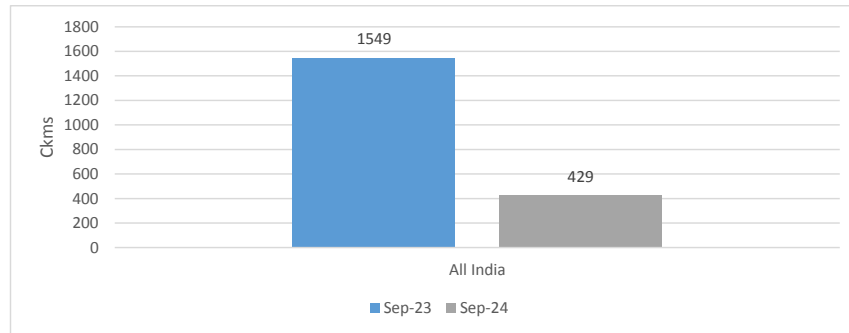
Sector	THERMAL					Nuclear	Hydro(Large)	RES*	Grand Total
	Coal	Lignite	Gas	Diesel	Total				
State	69977.5	1150	7012.06	280.31	78419.87	0	27254.45	2607.62	108281.94
Private	73032	1830	10568.24	308.89	85739.14	0	3931	150289.82	239959.96
Central	68020	3640	7237.91	0	78897.91	8180	15742.72	1632.3	104452.93
<b>All India</b>	<b>211029.5</b>	<b>6620</b>	<b>24818.21</b>	<b>589.2</b>	<b>243056.91</b>	<b>8180</b>	<b>46928.17</b>	<b>154529.74</b>	<b>452694.82</b>

\*RES as on 30.09.2024



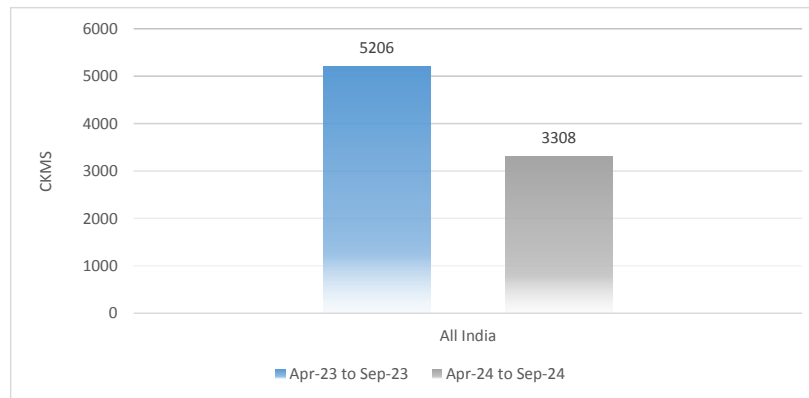
### 6. Transmission Lines Added during Sep-2024 (Ckms)

Voltage Level	Sep-23	Sep-24
+/- 500 KV HVDC	0	0
+/- 800 KV HVDC	0	0
765 KV	660	0
400 KV	233	365
220 KV	656	64
<b>All India</b>	<b>1549</b>	<b>429</b>



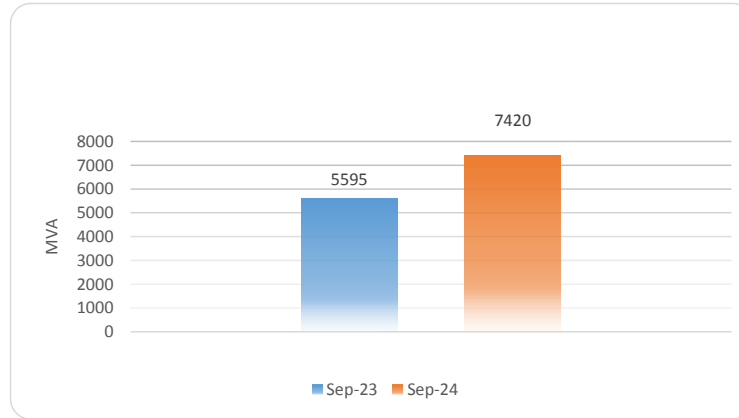
### Transmission Lines Added during Apr-23 to Sep-23 & Apr-24 to Sep-24 (Ckms)

Voltage Level	Apr-23 to Sep-23	Apr-24 to Sep-24
+/- 500 KV HVDC	0	0
+/- 800 KV HVDC	0	0
765 KV	995	405
400 kV	2043	1314
220 KV	2168	1589
<b>All India</b>	<b>5206</b>	<b>3308</b>

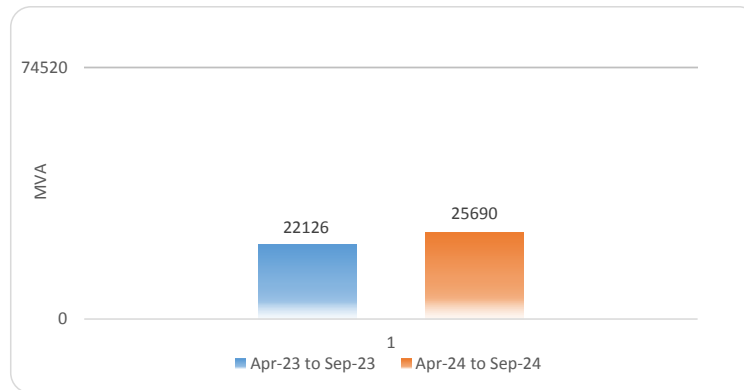


## 7. Transformation Capacity Addition During Sep-2024 (MVA)

Voltage Level	Sep-23	Sep-24
+/- 800 KV HVDC	0	0
+/- 500 KV HVDC	0	0
+/- 320 KV HVDC	0	0
765 KV	3000	1500
400 KV	1000	5000
220 KV	1595	920
<b>All India</b>	<b>5595</b>	<b>7420</b>



Voltage Level	Apr-23 to Sep-23	Apr-24 to Sep-24
+/- 800 KV HVDC	0	0
+/- 500 KV HVDC	0	0
+/- 320 KV HVDC	0	0
765 KV	4500	4500
400 KV	9325	11805
220 KV	8301	9385
<b>All India</b>	<b>22126</b>	<b>25690</b>



8. Power Supply Position (Energy & Peak) in Sep-2024

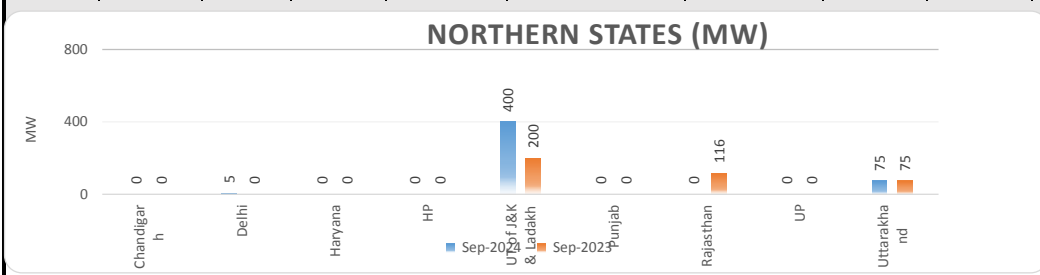
Region	Energy (MU)				Surplus(+)/Deficiet (-) in %	
	Requirement		Availability		Sep-2023	Sep-2024
	Sep-2023	Sep-2024	Sep-2023	Sep-2024		
Northern	47,002	46,294	46,759	46,257	(-)0.5	(-)0.1
Western	41,703	40,522	41,611	40,475	(-)0.2	(-)0.1
Southern	33,197	34,364	33,190	34,362	0	0
Eastern	17,914	17,627	17,770	17,610	(-)0.8	(-)0.1
North Eastern	2,010	2,025	1,968	2,024	(-)2.1	0
All India	1,41,827	1,40,831	1,41,299	1,40,728	(-)0.4	(-)0.1

Region	Power (MW)				Surplus(+)/Not Met (-) in %	
	Peak Demand		Peak Met		Sep-2023	Sep-2024
	Sep-2023	Sep-2024	Sep-2023	Sep-2024		
Northern	80,680	80,678	80,500	80,678	(-)0.2	0
Western	75,027	68,493	73,948	68,493	(-)1.4	0
Southern	60,839	64,862	60,839	64,858	0	0
Eastern	28,920	31,321	28,920	30,843	0	(-)1.5
North Eastern	3,678	3,936	3,678	3,914	0	(-)0.6
All India	2,43,271	2,31,076	2,39,931	2,30,608	(-)1.4	(-)0.2

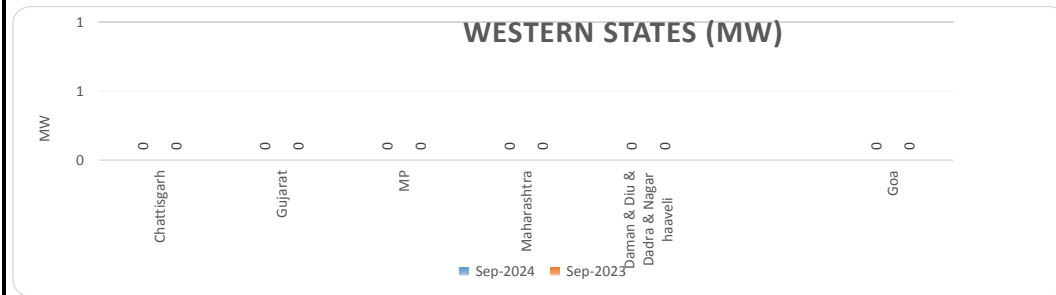
\* Sep-2024 Figures are Provisional

### 9. Peak Demand not met (MW) in Different Regions in September-2024

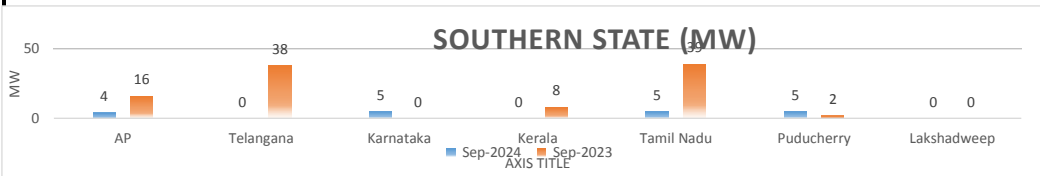
	Chandigarh	Delhi	Haryana	HP	UT of J&K & Ladakh	Punjab	Rajasthan	UP	Uttarakhand
Sep-2023	0	0	0	0	200	0	116	0	75
Sep-2024	0	5	0	0	400	0	0	0	75



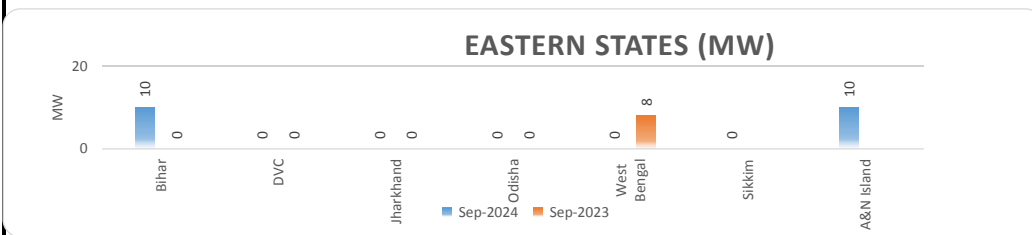
	Chattisgarh	Gujarat	MP	Maharashtra	Daman & Diu & Dadra & Nagar haaveli	Goa
Sep-2023	0	0	0	0	0	0
Sep-2024	0	0	0	0	0	0



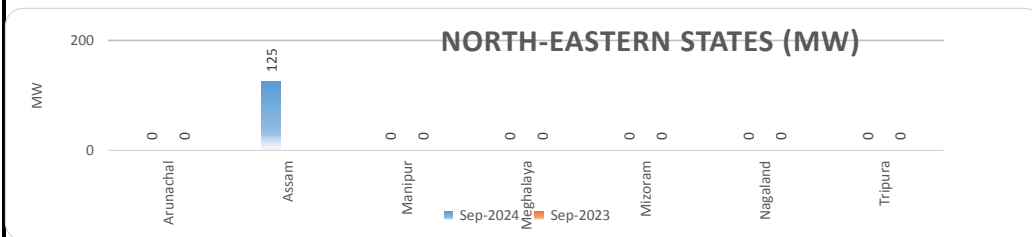
	AP	Telangana	Karnataka	Kerala	Tamil Nadu	Puducherry	Lakshadweep
Sep-2023	16	38	0	8	39	2	0
Sep-2024	4	0	5	0	5	5	0



	Bihar	DVC	Jharkhand	Odisha	West Bengal	Sikkim	A&N Island
Sep-2023	0	0	0	0	0	0	8
Sep-2024	10	0	0	0	0	0	10

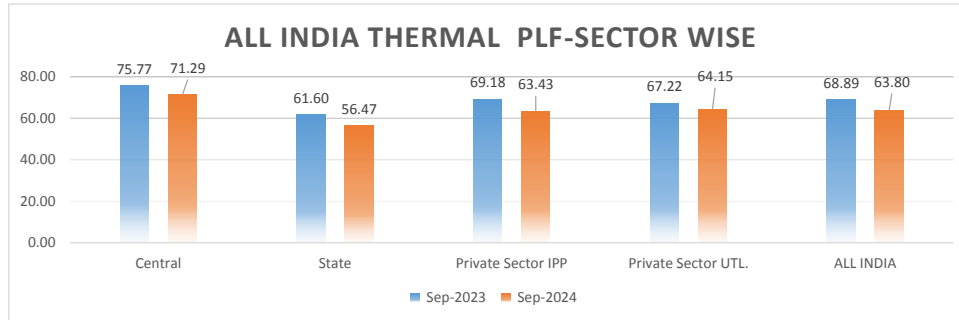


	Arunachal	Assam	Manipur	Meghalaya	Mizoram	Nagaland	Tripura
Sep-2023	0	0	0	0	0	0	0
Sep-2024	0	125	0	0	0	0	0



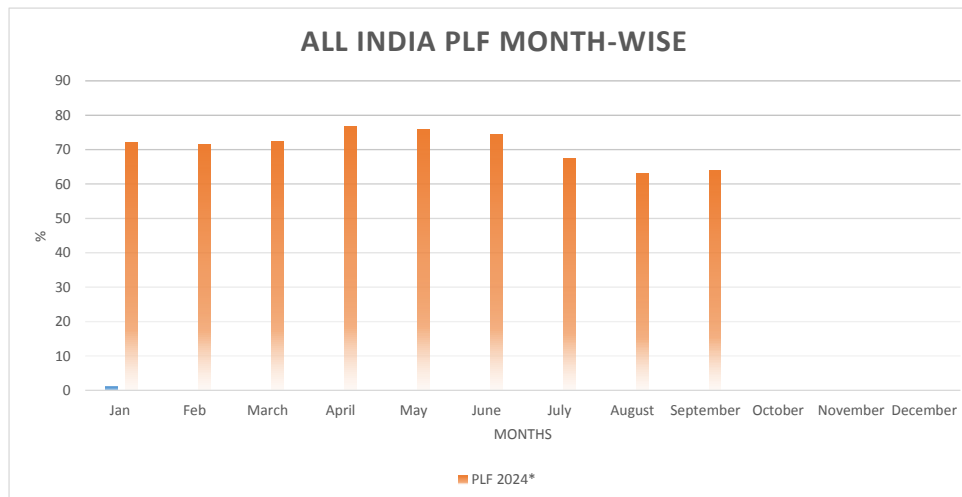
## 10. All India Thermal PLF Sector-wise (Excluding Gas Based Power Plants) for Sep-2024

Sector	%PLF of Thermal Power Plants (excluding gas based power plants)	
	Sep-2023	Sep-2024
Central	75.77	71.29
State	61.60	56.47
Private Sector IPP	69.18	63.43
Private Sector UTL	67.22	64.15
ALL INDIA	68.89	63.80



## 10.1 All India PLF of Thermal Plants (Excluding Gas Based Plants) Month-wise

45536



### 11. T & D and AT&C Losses (%)

	2013-14	2014-15	2015-16	2016-17	2017-18	2018-19	2019-20	2020-21	2021-22
T&D Losses	22.84	22.77	21.81	21.42	21.04	20.66	20.46	20.73	19.27
AT&C Losses	22.62	25.72	23.98	23.56	22.31	21.64	20.73	22.32	16.23

\* Provisional

Note: AT&C Losses are based in PFC report on performance of power utilities for the year and T&D Losses are based on General Review Annual Report.

### 12. All India Village Electrification

Total Number of inhabited Villages	Villages Electrified (Nos.)	% Villages electrified
597464	All inhabited villages as per census 2011 has been electrified on 28.04.2018	100.00

Note: From the year 2004-05 onwards Definition of Village Electrification:-

A village would be declared Electrified if

i) Basic Infrastructure such as Distribution Transformer and Distribution lines are provided in the inhabited locality as well as Dalit Basti / hemlet where it exists. (For electrification through Non-Conventional Energy Sources a Distribution Transformer may not be necessary)

ii) Electricity is provided to Public places like Schools, Panchayat Office, Health Centre, Dispensaries, Community Centres etc. and

iii) The number of households electrified should be at least 10% of the total number of households in the village

iv) Mandatory Certification from Gram Panchayat regarding the completion of village electrification should be obtained.

45536

### 13. Average Cost of Power & Average Revenue Realisation

Year	Average cost of supply(ACS) (paise/unit)	Average Revenue Realization(paise/unit)	Gap ACS-ARR (on subsidy received basis) paise/unit
2013-14	519.03	441.31	77.72
2014-15	520.57	462.11	58.46
2015-16	530.57	482.55	48.02
2016-17	538.01	500.78	37.23
2017-18	550.06	519.81	30.26
2018-19	600.00	553.00	47.00
2019-20	614.00	585.00	29.00
2020-21	619.00	562.00	57.00
2021-22	Under Process		
2022-23	Under Process		

### 14. All India Coal consumption for Power Generation (MT)

2013-14	489.4
2014-15	530.4
2015-16	545.9
2016-17	574.3
2017-18	608.0
2018-19	628.9
2019-20	622.2
2020-21	615.4
2021-22	697.3
2022-23	Under Process



## Section B - Capacity Addition

<b>SN</b>	<b>Contents</b>	<b>Page</b>
<b>1</b>	Capacity Addition Targets and Achievements in 12th Plan(2012-17), 2017-18, 2018-19 , 2019-20, 2020-21, 2022-23 and 2023-24	<b>12</b>
<b>2</b>	Capacity Addition Targets & Achievements during Sep-2024 and Apr-24 to Sep-24	<b>13</b>
<b>3</b>	Installed Capacity in various Regions including their shares.	<b>14-19</b>

**1. Capacity Addition Targets and Achievements in the 12th Plan (2012-2017) onwards**

(i) Capacity Addition Target and Achievement for 12th Plan(2012 to 2017)										(Figure	(Figures in MW)
	Thermal		Hydro		Nuclear		RE including SHP		Total		
	Target	Ach	Target	Ach	Target	Ach.	Target	Ach.	Target	Ach.	
Central	14878	15869	6004	2584	5300	2000	Not Available	NA	26182	20453	
State	13922	22201	1608	2276	NA	NA	Not Available	NA	15530	24477	
Private	43540	53661	3285	619	NA	NA	Not Available	NA	46825	54280	
<b>Total</b>	<b>72340</b>	<b>91730</b>	<b>10897</b>	<b>5479</b>	<b>5300</b>	<b>2000</b>	<b>Not Available</b>	<b>NA</b>	<b>88537</b>	<b>99209</b>	

(ii) Capacity Addition Target and Achievement for 2017-18										(Figures in MW)
	Thermal		Hydro		Nuclear		RE including SHP		Total	
	Target	Ach	Target	Ach	Target	Ach.	Target	Ach.	Target	Ach.
Central	4880	3170	800	390	500	0	Not Available	NA	6180	3560
State	3546	1760	300	200	NA	NA	Not Available	NA	3846	1960
Private	2940	3780	205	205	NA	NA	Not Available	NA	3145	3985
<b>Total</b>	<b>11366</b>	<b>8710</b>	<b>1305</b>	<b>795</b>	<b>500</b>	<b>0</b>	<b>Not Available</b>	<b>NA</b>	<b>13171</b>	<b>9505</b>

(iii) Capacity Addition Target and Achievement for 2018-19										(Figures in MW)
	Thermal		Hydro		Nuclear		RE including SHP		Total	
	Target	Ach	Target	Ach	Target	Ach.	Target	Ach.	Target	Ach.
Central	2760	1960	710	110	0	0	Not Available	NA	3470	2070
State	4506	2850	130	30	NA	NA	Not Available	NA	4636	2880
Private	0	972	0	0	NA	NA	Not Available	NA	0	972
<b>Total</b>	<b>7266</b>	<b>5782</b>	<b>840</b>	<b>140</b>	<b>0</b>	<b>0</b>	<b>Not Available</b>	<b>NA</b>	<b>8106</b>	<b>5922</b>

(iv) Capacity Addition Target and Achievement for 2019-20										(Figures in MW)
	Thermal		Hydro		Nuclear		RE including SHP		Total	
	Target	Ach	Target	Ach	Target	Ach.	Target	Ach.	Target	Ach.
Central	6040	3940	600	300	700	0	Not Available	0	7340	4240
State	4256.15	2780	210.99	0	NA	NA	Not Available	9	4467.14	2789
Private	0	45	379	0	NA	NA	Not Available	9377	379	9422
<b>Total</b>	<b>10296.15</b>	<b>6765</b>	<b>1189.99</b>	<b>300</b>	<b>700</b>	<b>0</b>	<b>Not Available</b>	<b>9386</b>	<b>12186.14</b>	<b>16451</b>

(v) Capacity Addition Target and Achievement for 2020-21										(Figures in MW)
	Thermal		Hydro		Nuclear		RE including SHP		Total	
	Target	Ach	Target	Ach	Target	Ach.	Target	Ach.	Target	Ach.
Central	5790	4080	300	300	0	0	Not Available	0	6090	4380
State	4276	846	111	111	NA	NA	Not Available	38	4387	995
Private	525	0	195	99	NA	NA	Not Available	7368	720	7467
<b>Total</b>	<b>10591</b>	<b>4926</b>	<b>606</b>	<b>510</b>	<b>0</b>	<b>0</b>	<b>Not Available</b>	<b>8185</b>	<b>11197</b>	<b>13621</b>

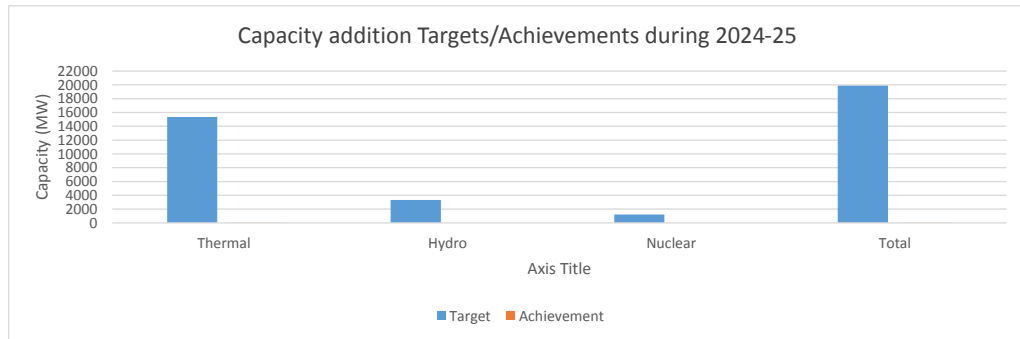
(vi) Capacity Addition Target and Achievement for 2021-22										(Figures in MW)
	Thermal		Hydro		Nuclear		RE including SHP		Total	
	Target	Ach	Target	Ach	Target	Ach.	Target	Ach.	Target	Ach.
Central	5400	2370	0	0	700	0	Not Available	0	6100	2455
State	4360	1590	100	0	NA	NA	Not Available	85	4460	17452
Private	525	525	393	393	NA	NA	Not Available	15862	918	16780
<b>Total</b>	<b>10285</b>	<b>4485</b>	<b>493</b>	<b>393</b>	<b>700</b>	<b>0</b>	<b>Not Available</b>	<b>15947</b>	<b>11478</b>	<b>20825</b>

(vii) Capacity Addition Target and Achievement for 2022-23										(Figures in MW)
	Thermal		Hydro		Nuclear		RE including SHP		Total	
	Target	Ach	Target	Ach	Target	Ach.	Target	Ach.	Target	Ach.
Central	2120	660	60	0	700	0	Not Available	0	2880	856
State	2400	800	130	120	NA	NA	Not Available	196	2530	16126
Private	0	0	0	0	NA	NA	Not Available	15206	0	15206
<b>Total</b>	<b>4520</b>	<b>1460</b>	<b>190</b>	<b>120</b>	<b>700</b>	<b>0</b>	<b>Not Available</b>	<b>15402</b>	<b>5410</b>	<b>16982</b>

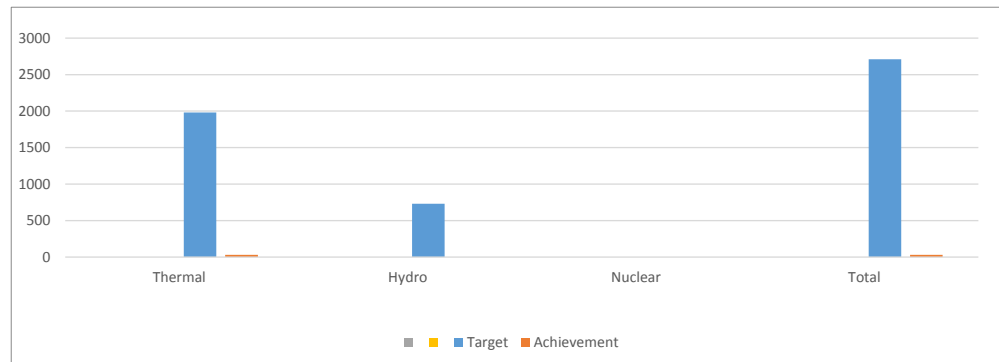
(viii) Capacity Addition Target and Achievement for 2023-24										(Figures in MW)
	Thermal		Hydro		Nuclear		RE including SHP		Total	
	Target	Ach	Target	Ach	Target	Ach.	Target	Ach.	Target	Ach.
Central	6880	2920	2060	78	1400	1400	Not Available	0	10340	4441
State	7820	2120	100	0	NA	NA	Not Available	43	7920	2163
Private	0	1128	720	0	NA	NA	Not Available	18,441.70	720	19570
<b>Total</b>	<b>14700</b>	<b>6168</b>	<b>2880</b>	<b>78</b>	<b>1400</b>	<b>1400</b>	<b>Not Available</b>	<b>18485</b>	<b>18980</b>	<b>26131</b>

## 2. Capacity Addition Targets / Achievements During Sep-2024

Schemes	Sector	(MW)					
		Target 2024-25	Sep-24		Apr-24 to Sep-24		Cummulative Deviation (+) / (-)
			Target	Achievement	Target	Achievement	
<b>Thermal</b>	Central	6740	1320	0	1980	0	0
	State	8620	660	0	3440	0	0
	Private	0	0	30	0	30	0
	<b>Total</b>	<b>15360</b>	<b>1980</b>	<b>30</b>	<b>5420</b>	<b>30</b>	<b>0</b>
<b>Hydro</b>	Central	1800	250	0	750	0	0
	State	320	0	0	100	0	0
	Private	1200	480	0	480	0	0
	<b>Total</b>	<b>3320</b>	<b>730</b>	<b>0</b>	<b>1330</b>	<b>0</b>	<b>0</b>
<b>Nuclear</b>	Central	1200	0	0	0	0	0
<b>RE including SHP</b>	Central	NA	NA	0	NA	0	0
	State	NA	NA	0	NA	0	0
	Private	NA	NA	1875.26	NA	10867.23	0
	<b>Total</b>	<b>NA</b>	<b>NA</b>	<b>1875.26</b>	<b>NA</b>	<b>10867.23</b>	<b>0</b>
<b>All India</b>	Central	9740	1570	0	2730	0	0
	State	8940	660	0	3540	0	0
	Private	1200	0	1875.26	0	10897.23	0
	<b>Total</b>	<b>19880</b>	<b>2230</b>	<b>1875.26</b>	<b>6270</b>	<b>10897.23</b>	<b>0</b>



## Capacity Addition Targets/Achievements during the Month of Sep-2024



**ALL INDIA INSTALLED CAPACITY (IN MW) OF POWER STATIONS  
LOCATED IN THE REGIONS OF MAIN LAND AND ISLANDS**

(As on 30.09.2024)  
(UTILITIES)

Region	Ownership/ Sector	Mode wise breakup									Grand Total
		Thermal					Nuclear	Renewable			
		Coal	Lignite	Gas	Diesel	Total		Hydro	RES*(MNRE)	Total	
Northern Region	State	19525	250	2878.9	0	22653.9	0	6008.25	806.7	6814.95	29468.85
	Private	22084.33	1080	772	0	23936.33	0	3241	41232.23	44473.23	68409.56
	Central	15048.62	250	2344.06	0	17642.68	1620	11580.51	379	11959.51	31222.19
	<b>Sub Total</b>	<b>56657.95</b>	<b>1580</b>	<b>5994.96</b>	<b>0</b>	<b>64232.91</b>	<b>1620</b>	<b>20829.76</b>	<b>42417.93</b>	<b>63247.69</b>	<b>129100.6</b>
Western Region	State	21290	900	2849.82	0	25039.82	0	5446.5	604.23	6050.73	31090.55
	Private	31762.17	500	4676	0	36938.17	0	481	51315.72	51796.72	88734.89
	Central	21610.47	0	3280.67	0	24891.14	3240	1635	666.3	2301.3	30432.44
	<b>Sub Total</b>	<b>74662.64</b>	<b>1400</b>	<b>10806.49</b>	<b>0</b>	<b>86869.13</b>	<b>3240</b>	<b>7562.5</b>	<b>52586.25</b>	<b>60148.75</b>	<b>150257.88</b>
Southern Region	State	22192.5	0	791.98	159.96	23144.44	0	11827.48	637.08	12464.56	35609
	Private	13572.5	250	5120.24	273.7	19216.45	0	0	55437.07	55437.07	74653.52
	Central	13650.02	3390	359.58	0	17399.6	3320	0	541.9	541.9	21261.5
	<b>Sub Total</b>	<b>49415.02</b>	<b>3640</b>	<b>6271.8</b>	<b>433.66</b>	<b>59760.49</b>	<b>3320</b>	<b>11827.48</b>	<b>56616.05</b>	<b>68443.53</b>	<b>131524.02</b>
Eastern Region	State	6970	0	80	0	7050	0	3550.22	278.11	3828.33	10878.33
	Private	5613	0	0	0	5613	0	209	1968.72	2177.72	7790.72
	Central	16468.87	0	0	0	16468.87	0	1005.2	10	1015.2	17484.07
	<b>Sub Total</b>	<b>29051.87</b>	<b>0</b>	<b>80</b>	<b>0</b>	<b>29131.87</b>	<b>0</b>	<b>4764.42</b>	<b>2256.83</b>	<b>7021.25</b>	<b>36153.12</b>
North Eastern Region	State	0	0	411.36	36	447.36	0	422	276.25	698.25	1145.61
	Private	0	0	0	0	0	0	0	306.3	306.3	306.3
	Central	1242.02	0	1253.6	0	2495.62	0	1522.01	30	1552.01	4047.63
	<b>Sub Total</b>	<b>1242.02</b>	<b>0</b>	<b>1664.96</b>	<b>36</b>	<b>2942.98</b>	<b>0</b>	<b>1944.01</b>	<b>612.55</b>	<b>2556.56</b>	<b>5499.54</b>
Islands	State	0	0	0	84.35	84.35	0	0	5.25	5.25	89.6
	Private	0	0	0	35.19	35.19	0	0	29.78	29.78	64.97
	Central	0	0	0	0	0	0	0	5.1	5.1	5.1
	<b>Sub Total</b>	<b>0</b>	<b>0</b>	<b>0</b>	<b>119.54</b>	<b>119.54</b>	<b>0</b>	<b>0</b>	<b>40.13</b>	<b>40.13</b>	<b>159.67</b>
ALL INDIA	State	69977.5	1150	7012.06	280.31	78419.87	0	27254.45	2607.62	29862.07	108281.94
	Private	73032	1830	10568.24	308.89	85739.14	0	3931	150289.82	154220.82	239959.96
	Central	68020	3640	7237.91	0	78897.91	8180	15742.72	1632.3	17375.02	104452.93
	<b>Total</b>	<b>211029.5</b>	<b>6620</b>	<b>24818.21</b>	<b>589.2</b>	<b>243056.91</b>	<b>8180</b>	<b>46928.17</b>	<b>154529.74</b>	<b>201457.91</b>	<b>452694.82</b>

Figures at decimal may not tally due to rounding off

Abbreviation:- SHP=Small Hydro Project (≤ 25 MW), BP=Biomass Power, U&I=Urban & Industrial Waste Power, RES=Renewable Energy Sources

Note : - 1. RES include SHP, BP, U&I, Solar and Wind Energy. Installed capacity in respect of RES (MNRE) as on 30.09.2024  
(As per latest information available with MNRE)

\*Break up of RES all India as on 30.09.2024 is given below (in MW) :

Small Hydro Power	Wind Power	Bio-Power		Solar Power\$	Total Capacity
		BM Power/Cogen.	Waste to Energy#		
5075.75	47362.92	10724.46	604.49	90762.12	154529.74

# Includes Waste to Energy and Waste to Energy (Off-grid)

\$ Includes Ground Mounted Solar, Rooftop Solar, Hybrid Solar Comp. and Off-grid Solar/ KUSUM

A. Capacity Added during September, 2024 60 MW

B. Capacity Retired during September, 2024 0MW

C. Net Conv. Capacity Added during September, 2024 A-B 60 MW

D. Net RES Capacity Added during September, 2024 1875.26 MW

E. Net Capacity Added during September, 2024 C+D 1935.26 MW

\* Off-grid RES Capacity has been included from July-2021 onwards

Sector wise breakup of RES capacity as shown is provisional.

Allocation from central sector stations has been updated till 31.08.2024.

Share from private sector generating stations has been updated as per latest information available.

MTPCL's Maadurga Thermal Power Company Ltd. Project Unit-1 of 30 MW has been commissioned on 19.08.2024.

MTPCL's Maadurga Thermal Power Company Ltd. Project Unit-2 of 30 MW has been commissioned on 23.09.2024.

**INSTALLED CAPACITY (IN MW) OF POWER UTILITIES IN THE STATES/UTS LOCATED IN  
NORTHERN REGION**

INCLUDING ALLOCATED SHARES IN JOINT & CENTRAL SECTOR UTILITIES

(As on 30.09.2024)

State	Ownership/ Sector	Mode wise breakup									Grand Total
		Thermal					Nuclear	Renewable			
		Coal	Lignite	Gas	Diesel	Total		Hydro	RES*(MNRE)	Total	
Delhi	State	0	0	1800.4	0	1800.4	0	0	0	0	1800.4
	Private	878.22	0	108	0	986.22	0	0	369.89	369.89	1356.11
	Central	2771.27	0	207.01	0	2978.29	102.83	723.09	0	723.09	3804.21
	<b>Sub-Total</b>	<b>3649.49</b>	<b>0</b>	<b>2115.41</b>	<b>0</b>	<b>5764.91</b>	<b>102.83</b>	<b>723.09</b>	<b>369.89</b>	<b>1092.98</b>	<b>6960.72</b>
Haryana	State	2510	0	150	0	2660	0	200	69.3	269.3	2929.3
	Private	4561.78	0	0	0	4561.78	0	539	2189.32	2728.32	7290.1
	Central	1566.6	0	431.59	0	1998.19	100.94	1591.73	5	1596.73	3695.86
	<b>Sub-Total</b>	<b>8638.38</b>	<b>0</b>	<b>581.59</b>	<b>0</b>	<b>9219.97</b>	<b>100.94</b>	<b>2330.73</b>	<b>2263.62</b>	<b>4594.35</b>	<b>13915.26</b>
Himachal Pradesh	State	0	0	0	0	0	0	805.6	280.61	1086.21	1086.21
	Private	0	0	0	0	0	0	1219.4	859.85	2079.25	2079.25
	Central	144.67	0	0	0	144.67	28.95	1223.88	0	1223.88	1397.5
	<b>Sub-Total</b>	<b>144.67</b>	<b>0</b>	<b>0</b>	<b>0</b>	<b>144.67</b>	<b>28.95</b>	<b>3248.88</b>	<b>1140.46</b>	<b>4389.34</b>	<b>4562.96</b>
Jammu & Kashmir and Ladakh	State	0	0	175	0	175	0	1230	168.67	1398.67	1573.67
	Private	0	0	0	0	0	0	0	145.36	145.36	145.36
	Central	577.14	0	129.07	0	706.22	67.98	1091.88	0	1091.88	1866.08
	<b>Sub-Total</b>	<b>577.14</b>	<b>0</b>	<b>304.07</b>	<b>0</b>	<b>881.22</b>	<b>67.98</b>	<b>2321.88</b>	<b>314.03</b>	<b>2635.91</b>	<b>3585.11</b>
Punjab	State	2300	0	150	0	2450	0	1243.4	127.8	1371.2	3821.2
	Private	4474	0	0	0	4474	0	288	1991.33	2279.33	6753.33
	Central	1440	0	0	0	1440	196.81	2296.04	0	2296.04	3932.85
	<b>Sub-Total</b>	<b>8214</b>	<b>0</b>	<b>150</b>	<b>0</b>	<b>8364</b>	<b>196.81</b>	<b>3827.44</b>	<b>2119.13</b>	<b>5946.57</b>	<b>14507.38</b>
Rajasthan	State	7580	250	603.5	0	8433.5	0	433	23.85	456.85	8890.35
	Private	3257	1080	0	0	4337	0	104	29202.03	29306.03	33643.03
	Central	1031.56	250	171.13	0	1452.68	556.74	1407.67	344	1751.67	3761.09
	<b>Sub-Total</b>	<b>11868.56</b>	<b>1580</b>	<b>774.63</b>	<b>0</b>	<b>14223.18</b>	<b>556.74</b>	<b>1944.67</b>	<b>29569.88</b>	<b>31514.55</b>	<b>46294.47</b>
Uttar Pradesh	State	7135	0	0	0	7135	0	724.1	49.1	773.2	7908.2
	Private	8814.33	0	0	0	8814.33	0	842.4	5519.65	6362.05	15176.38
	Central	5538.42	0	1029.51	0	6567.93	289.48	1857.52	30	1887.52	8744.92
	<b>Sub-Total</b>	<b>21487.75</b>	<b>0</b>	<b>1029.51</b>	<b>0</b>	<b>22517.26</b>	<b>289.48</b>	<b>3424.02</b>	<b>5598.75</b>	<b>9022.77</b>	<b>31829.5</b>
Uttarakhand	State	0	0	0	0	0	0	1372.15	87.37	1459.52	1459.52
	Private	99	0	664	0	763	0	248.2	880.76	1128.96	1891.96
	Central	503.1	0	69.66	0	572.76	31.24	535.54	0	535.54	1139.54
	<b>Sub-Total</b>	<b>602.1</b>	<b>0</b>	<b>733.66</b>	<b>0</b>	<b>1335.76</b>	<b>31.24</b>	<b>2155.89</b>	<b>968.13</b>	<b>3124.02</b>	<b>4491.02</b>
Chandigarh	State	0	0	0	0	0	0	0	0	0	0
	Private	0	0	0	0	0	0	0	74.04	74.04	74.04
	Central	44.83	0	15.03	0	59.86	8.01	101.71	0	101.71	169.57
	<b>Sub-Total</b>	<b>44.83</b>	<b>0</b>	<b>15.03</b>	<b>0</b>	<b>59.86</b>	<b>8.01</b>	<b>101.71</b>	<b>74.04</b>	<b>175.75</b>	<b>243.61</b>
<b>Central - Unallocated</b>		1431.03	0	291.05	0	1722.08	237.03	751.45	0	751.45	2710.57
<b>Total (Northern Region)</b>	State	19525	250	2878.9	0	22653.9	0	6008.25	806.7	6814.95	29468.85
	Private	22084.33	1080	772	0	23936.33	0	3241	41232.23	44473.23	68409.56
	Central	15048.62	250	2344.06	0	17642.68	1620	11580.51	379	11959.51	31222.19
	<b>Grand Total</b>	<b>56657.95</b>	<b>1580</b>	<b>5994.96</b>	<b>0</b>	<b>64232.91</b>	<b>1620</b>	<b>20829.76</b>	<b>42417.93</b>	<b>63247.69</b>	<b>129100.6</b>

**INSTALLED CAPACITY (IN MW) OF POWER UTILITIES IN THE STATES/UTS LOCATED IN  
WESTERN REGION**

INCLUDING ALLOCATED SHARES IN JOINT & CENTRAL SECTOR UTILITIES

(As on 30.09.2024)

State	Ownership/ Sector	Mode wise breakup									Grand Total
		Thermal					Nuclear	Renewable			
		Coal	Lignite	Gas	Diesel	Total		Hydro	RES*(MNRE)	Total	
Goa	State	0	0	0	0	0	0	0	0.05	0.05	0.05
	Private	0	0	48	0	48	0	0	49.8	49.8	97.8
	Central	492.29	0	19.67	0	511.96	41.68	2	0	2	555.64
	<b>Sub-Total</b>	<b>492.29</b>	<b>0</b>	<b>67.67</b>	<b>0</b>	<b>559.96</b>	<b>41.68</b>	<b>2</b>	<b>49.85</b>	<b>51.85</b>	<b>653.49</b>
Gujarat	State	4510	900	2177.82	0	7587.82	0	772	95.04	867.04	8454.86
	Private	7144.67	500	3985	0	11629.67	0	0	27196.19	27196.19	38825.86
	Central	5504.44	0	424	0	5928.44	1034.89	0	243.3	243.3	7206.63
	<b>Sub-Total</b>	<b>17159.11</b>	<b>1400</b>	<b>6586.82</b>	<b>0</b>	<b>25145.93</b>	<b>1034.89</b>	<b>772</b>	<b>27534.53</b>	<b>28306.53</b>	<b>54487.35</b>
Madhya Pradesh	State	5400	0	0	0	5400	0	1703.66	107.96	1811.62	7211.62
	Private	5744	0	75	0	5819	0	0	6845.66	6845.66	12664.66
	Central	4818.59	0	257	0	5075.59	491.98	1520	300	1820	7387.57
	<b>Sub-Total</b>	<b>15962.59</b>	<b>0</b>	<b>332</b>	<b>0</b>	<b>16294.59</b>	<b>491.98</b>	<b>3223.66</b>	<b>7253.62</b>	<b>10477.28</b>	<b>27263.85</b>
Chhattisgarh	State	1840	0	0	0	1840	0	120	11.05	131.05	1971.05
	Private	7667.5	0	0	0	7667.5	0	0	1605.73	1605.73	9273.23
	Central	2714.35	0	0	0	2714.35	135.57	113	0	113	2962.92
	<b>Sub-Total</b>	<b>12221.85</b>	<b>0</b>	<b>0</b>	<b>0</b>	<b>12221.85</b>	<b>135.57</b>	<b>233</b>	<b>1616.78</b>	<b>1849.78</b>	<b>14207.2</b>
Maharashtra	State	9540	0	672	0	10212	0	2850.84	390.13	3240.97	13452.97
	Private	11006	0	568	0	11574	0	481	15570.22	16051.22	27625.22
	Central	4858.29	0	2272.73	0	7131.02	1068.66	0	123	123	8322.68
	<b>Sub-Total</b>	<b>25404.29</b>	<b>0</b>	<b>3512.73</b>	<b>0</b>	<b>28917.02</b>	<b>1068.66</b>	<b>3331.84</b>	<b>16083.35</b>	<b>19415.19</b>	<b>49400.87</b>
Dadra and Nagar Haveli and Daman and Diu	State	0	0	0	0	0	0	0	0	0	0
	Private	200	0	0	0	200	0	0	48.12	48.12	248.12
	Central	387.07	0	109.68	0	496.75	29.22	0	0	0	525.97
	<b>Sub-Total</b>	<b>587.07</b>	<b>0</b>	<b>109.68</b>	<b>0</b>	<b>696.75</b>	<b>29.22</b>	<b>0</b>	<b>48.12</b>	<b>48.12</b>	<b>774.09</b>
<b>Central - Unallocated</b>		2835.45	0	197.59	0	3033.04	438	0	0	0	3471.04
<b>Total (Western Region)</b>	State	21290	900	2849.82	0	25039.82	0	5446.5	604.23	6050.73	31090.55
	Private	31762.17	500	4676	0	36938.17	0	481	51315.72	51796.72	88734.89
	Central	21610.47	0	3280.67	0	24891.14	3240	1635	666.3	2301.3	30432.44
	<b>Grand Total</b>	<b>74662.64</b>	<b>1400</b>	<b>10806.49</b>	<b>0</b>	<b>86869.13</b>	<b>3240</b>	<b>7562.5</b>	<b>52586.25</b>	<b>60148.75</b>	<b>150257.88</b>

**INSTALLED CAPACITY (IN MW) OF POWER UTILITIES IN THE STATES/UTS LOCATED IN SOUTHERN REGION**

INCLUDING ALLOCATED SHARES IN JOINT & CENTRAL SECTOR UTILITIES

(As on 30.09.2024)

State	Ownership/ Sector	Mode wise breakup									Grand Total
		Thermal					Nuclear	Renewable			
		Coal	Lignite	Gas	Diesel	Total		Hydro	RES*(MNRE)	Total	
Andhra Pradesh	State	6610	0	235.4	0	6845.4	0	1673.6	57.38	1730.98	8576.38
	Private	3873.88	0	3611.32	36.8	7522	0	0	9175.15	9175.15	16697.16
	Central	1546.95	189.34	0	0	1736.29	127.27	0	250	250	2113.56
	<b>Sub-Total</b>	<b>12030.83</b>	<b>189.34</b>	<b>3846.72</b>	<b>36.8</b>	<b>16103.69</b>	<b>127.27</b>	<b>1673.6</b>	<b>9482.53</b>	<b>11156.13</b>	<b>27387.09</b>
Telangana	State	6242.5	0	0	0	6242.5	0	2479.93	41.22	2521.15	8763.65
	Private	1389.45	0	831.82	0	2221.27	0	0	5206.16	5206.16	7427.43
	Central	3166.85	61.3	0	0	3228.15	148.73	0	10	10	3386.88
	<b>Sub-Total</b>	<b>10798.8</b>	<b>61.3</b>	<b>831.82</b>	<b>0</b>	<b>11691.92</b>	<b>148.73</b>	<b>2479.93</b>	<b>5257.38</b>	<b>7737.31</b>	<b>19577.96</b>
Karnataka	State	5020	0	0	0	5020	0	3631.6	197.89	3829.49	8849.49
	Private	2050	0	0	25.2	2075.2	0	0	18491.26	18491.26	20566.46
	Central	2877.8	486.42	0	0	3364.22	698	0	0	0	4062.22
	<b>Sub-Total</b>	<b>9947.8</b>	<b>486.42</b>	<b>0</b>	<b>25.2</b>	<b>10459.42</b>	<b>698</b>	<b>3631.6</b>	<b>18689.14</b>	<b>22320.74</b>	<b>33478.16</b>
Kerala	State	0	0	0	159.96	159.96	0	1864.15	217.9	2082.05	2242.01
	Private	832.5	0	174	0	1006.5	0	0	1336.38	1336.38	2342.88
	Central	1226.3	325.33	359.58	0	1911.21	362	0	50	50	2323.21
	<b>Sub-Total</b>	<b>2058.8</b>	<b>325.33</b>	<b>533.58</b>	<b>159.96</b>	<b>3077.67</b>	<b>362</b>	<b>1864.15</b>	<b>1604.28</b>	<b>3468.43</b>	<b>6908.1</b>
Tamil Nadu	State	4320	0	524.08	0	4844.08	0	2178.2	122.7	2300.9	7144.98
	Private	5426.67	250	503.1	211.7	6391.47	0	0	21175.85	21175.85	27567.32
	Central	3025.32	1709.16	0	0	4734.48	1448	0	231.9	231.9	6414.38
	<b>Sub-Total</b>	<b>12771.99</b>	<b>1959.16</b>	<b>1027.18</b>	<b>211.7</b>	<b>15970.03</b>	<b>1448</b>	<b>2178.2</b>	<b>21530.45</b>	<b>23708.65</b>	<b>41126.68</b>
NLC	State	0	0	0	0	0	0	0	0	0	0
	Private	0	0	0	0	0	0	0	0	0	0
	Central	0	66	0	0	66	0	0	0	0	66
	<b>Sub-Total</b>	<b>0</b>	<b>66</b>	<b>0</b>	<b>0</b>	<b>66</b>	<b>0</b>	<b>0</b>	<b>0</b>	<b>0</b>	<b>66</b>
Puducherry	State	0	0	32.5	0	32.5	0	0	0	0	32.5
	Private	0	0	0	0	0	0	0	52.27	52.27	52.27
	Central	140.8	118.35	0	0	259.15	86	0	0	0	345.15
	<b>Sub-Total</b>	<b>140.8</b>	<b>118.35</b>	<b>32.5</b>	<b>0</b>	<b>291.65</b>	<b>86</b>	<b>0</b>	<b>52.27</b>	<b>52.27</b>	<b>429.92</b>
<b>Central - Unallocated</b>		1666	434.1	0	0	2100.1	450	0	0	0	2550.1
<b>Total (Southern Region)</b>	State	22192.5	0	791.98	159.96	23144.44	0	11827.48	637.08	12464.56	35609
	Private	13572.5	250	5120.24	273.7	19216.45	0	0	55437.07	55437.07	74653.52
	Central	13650.02	3390	359.58	0	17399.6	3320	0	541.9	541.9	21261.5
	<b>Grand Total</b>	<b>49415.02</b>	<b>3640</b>	<b>6271.8</b>	<b>433.66</b>	<b>59760.49</b>	<b>3320</b>	<b>11827.48</b>	<b>56616.05</b>	<b>68443.53</b>	<b>131524.02</b>

**INSTALLED CAPACITY (IN MW) OF POWER UTILITIES IN THE STATES/UTS LOCATED IN  
EASTERN REGION**

INCLUDING ALLOCATED SHARES IN JOINT & CENTRAL SECTOR UTILITIES

(As on 30.09.2024)

State	Ownership/ Sector	Mode wise breakup									Grand Total
		Thermal					Nuclear	Renewable			
		Coal	Lignite	Gas	Diesel	Total		Hydro	RES*(MNRE)	Total	
Bihar	State	0	0	0	0	0	0	0	70.7	70.7	70.7
	Private	700	0	0	0	700	0	0	385.39	385.39	1085.39
	Central	6733.13	0	0	0	6733.13	0	110	0	110	6843.12
	<b>Sub-Total</b>	<b>7433.13</b>	<b>0</b>	<b>0</b>	<b>0</b>	<b>7433.13</b>	<b>0</b>	<b>110</b>	<b>456.09</b>	<b>566.09</b>	<b>7999.21</b>
Jharkhand	State	420	0	0	0	420	0	130	4.05	134.05	554.05
	Private	580	0	0	0	580	0	0	194.97	194.97	774.97
	Central	1607.31	0	0	0	1607.31	0	61	0	61	1668.31
	<b>Sub-Total</b>	<b>2607.31</b>	<b>0</b>	<b>0</b>	<b>0</b>	<b>2607.31</b>	<b>0</b>	<b>191</b>	<b>199.02</b>	<b>390.02</b>	<b>2997.33</b>
West Bengal	State	4810	0	80	0	4890	0	986	121.95	1107.95	5997.95
	Private	2437	0	0	0	2437	0	0	635.38	635.38	3072.38
	Central	1436.34	0	0	0	1436.34	0	410	0	410	1846.34
	<b>Sub-Total</b>	<b>8683.34</b>	<b>0</b>	<b>80</b>	<b>0</b>	<b>8763.34</b>	<b>0</b>	<b>1396</b>	<b>757.33</b>	<b>2153.33</b>	<b>10916.67</b>
DVC	State	0	0	0	0	0	0	0	0	0	0
	Private	150	0	0	0	150	0	0	0	0	150
	Central	2887.02	0	0	0	2887.02	0	186.2	0	186.2	3073.21
	<b>Sub-Total</b>	<b>3037.02</b>	<b>0</b>	<b>0</b>	<b>0</b>	<b>3037.02</b>	<b>0</b>	<b>186.2</b>	<b>0</b>	<b>186.2</b>	<b>3223.21</b>
Odisha	State	1740	0	0	0	1740	0	2074.22	26.3	2100.52	3840.52
	Private	1746	0	0	0	1746	0	0	745.42	745.42	2491.42
	Central	1865.21	0	0	0	1865.21	0	89	10	99	1964.21
	<b>Sub-Total</b>	<b>5351.21</b>	<b>0</b>	<b>0</b>	<b>0</b>	<b>5351.21</b>	<b>0</b>	<b>2163.22</b>	<b>781.72</b>	<b>2944.94</b>	<b>8296.15</b>
Sikkim	State	0	0	0	0	0	0	360	55.11	415.11	415.11
	Private	0	0	0	0	0	0	209	7.56	216.56	216.56
	Central	103.54	0	0	0	103.54	0	64	0	64	167.54
	<b>Sub-Total</b>	<b>103.54</b>	<b>0</b>	<b>0</b>	<b>0</b>	<b>103.54</b>	<b>0</b>	<b>633</b>	<b>62.67</b>	<b>695.67</b>	<b>799.21</b>
<b>Central - Unallocated</b>		1836.33	0	0	0	1836.33	0	85.01	0	85.01	1921.34
<b>Total (Eastern Region)</b>	State	6970	0	80	0	7050	0	3550.22	278.11	3828.33	10878.33
	Private	5613	0	0	0	5613	0	209	1968.72	2177.72	7790.72
	Central	16468.87	0	0	0	16468.87	0	1005.2	10	1015.2	17484.07
	<b>Grand Total</b>	<b>29051.87</b>	<b>0</b>	<b>80</b>	<b>0</b>	<b>29131.87</b>	<b>0</b>	<b>4764.42</b>	<b>2256.83</b>	<b>7021.25</b>	<b>36153.12</b>



**INSTALLED CAPACITY (IN MW) OF POWER UTILITIES IN THE STATES/UTS LOCATED IN  
NORTH-EASTERN REGION**

INCLUDING ALLOCATED SHARES IN JOINT & CENTRAL SECTOR UTILITIES

(As on 30.09.2024)

State	Ownership/ Sector	Mode wise breakup									Grand Total
		Thermal				Nuclear	Renewable				
		Coal	Lignite	Gas	Diesel		Total	Hydro	RES*(MNRE)	Total	
Assam	State	0	0	306.36	0	306.36	0	100	5.01	105.01	411.37
	Private	0	0	0	0	0	0	0	186.87	186.87	186.87
	Central	874.52	0	435.56	0	1310.08	0	422.08	25	447.08	1757.16
	<b>Sub-Total</b>	<b>874.52</b>	<b>0</b>	<b>741.92</b>	<b>0</b>	<b>1616.44</b>	<b>0</b>	<b>522.08</b>	<b>216.88</b>	<b>738.96</b>	<b>2355.4</b>
Arunachal Pradesh	State	0	0	0	0	0	0	0	116.61	116.61	116.61
	Private	0	0	0	0	0	0	0	38.65	38.65	38.65
	Central	37.05	0	46.82	0	83.87	0	544.55	0	544.55	628.42
	<b>Sub-Total</b>	<b>37.05</b>	<b>0</b>	<b>46.82</b>	<b>0</b>	<b>83.87</b>	<b>0</b>	<b>544.55</b>	<b>155.26</b>	<b>699.81</b>	<b>783.68</b>
Meghalaya	State	0	0	0	0	0	0	322	55.03	377.03	377.03
	Private	0	0	0	0	0	0	0	18.08	18.08	18.08
	Central	51.6	0	109.69	0	161.29	0	95.38	0	95.38	256.67
	<b>Sub-Total</b>	<b>51.6</b>	<b>0</b>	<b>109.69</b>	<b>0</b>	<b>161.29</b>	<b>0</b>	<b>417.38</b>	<b>73.11</b>	<b>490.49</b>	<b>651.78</b>
Tripura	State	0	0	105	0	105	0	0	16.01	16.01	121.01
	Private	0	0	0	0	0	0	0	15.43	15.43	15.43
	Central	56	0	381.94	0	437.94	0	68.49	5	73.49	511.43
	<b>Sub-Total</b>	<b>56</b>	<b>0</b>	<b>486.94</b>	<b>0</b>	<b>542.94</b>	<b>0</b>	<b>68.49</b>	<b>36.44</b>	<b>104.93</b>	<b>647.87</b>
Manipur	State	0	0	0	36	36	0	0	5.45	5.45	41.45
	Private	0	0	0	0	0	0	0	13.79	13.79	13.79
	Central	47.1	0	81.58	0	128.68	0	87.24	0	87.24	215.92
	<b>Sub-Total</b>	<b>47.1</b>	<b>0</b>	<b>81.58</b>	<b>36</b>	<b>164.68</b>	<b>0</b>	<b>87.24</b>	<b>19.24</b>	<b>106.48</b>	<b>271.16</b>
Nagaland	State	0	0	0	0	0	0	0	32.67	32.67	32.67
	Private	0	0	0	0	0	0	0	3.17	3.17	3.17
	Central	32.1	0	73.93	0	106.03	0	66.33	0	66.33	172.36
	<b>Sub-Total</b>	<b>32.1</b>	<b>0</b>	<b>73.93</b>	<b>0</b>	<b>106.03</b>	<b>0</b>	<b>66.33</b>	<b>35.84</b>	<b>102.17</b>	<b>208.2</b>
Mizoram	State	0	0	0	0	0	0	0	45.47	45.47	45.47
	Private	0	0	0	0	0	0	0	30.31	30.31	30.31
	Central	31.05	0	60.46	0	91.51	0	97.94	0	97.94	189.45
	<b>Sub-Total</b>	<b>31.05</b>	<b>0</b>	<b>60.46</b>	<b>0</b>	<b>91.51</b>	<b>0</b>	<b>97.94</b>	<b>75.78</b>	<b>173.72</b>	<b>265.23</b>
<b>Central - Unallocated</b>		<b>112.6</b>	<b>0</b>	<b>63.62</b>	<b>0</b>	<b>176.22</b>	<b>0</b>	<b>140</b>	<b>0</b>	<b>140</b>	<b>316.22</b>
<b>Total (North-Eastern Region)</b>	State	0	0	411.36	36	447.36	0	422	276.25	698.25	1145.61
	Private	0	0	0	0	0	0	0	306.3	306.3	306.3
	Central	1242.02	0	1253.6	0	2495.62	0	1522.01	30	1552.01	4047.63
	<b>Grand Total</b>	<b>1242.02</b>	<b>0</b>	<b>1664.96</b>	<b>36</b>	<b>2942.98</b>	<b>0</b>	<b>1944.01</b>	<b>612.55</b>	<b>2556.56</b>	<b>5499.54</b>

**INSTALLED CAPACITY (IN MW) OF POWER UTILITIES IN THE STATES/UTS LOCATED IN ISLANDS**

INCLUDING ALLOCATED SHARES IN JOINT & CENTRAL SECTOR UTILITIES

(As on 30.09.2024)

State	Ownership/ Sector	Mode wise breakup									Grand Total
		Thermal					Nuclear	Renewable			
		Coal	Lignite	Gas	Diesel	Total		Hydro	RES*(MNRE)	Total	
Andaman & Nicobar	State	0	0	0	57.52	57.52	0	0	5.25	5.25	62.77
	Private	0	0	0	35.19	35.19	0	0	24.81	24.81	60
	Central	0	0	0	0	0	0	0	5.1	5.1	5.1
	<b>Sub-Total</b>	<b>0</b>	<b>0</b>	<b>0</b>	<b>92.71</b>	<b>92.71</b>	<b>0</b>	<b>0</b>	<b>35.16</b>	<b>35.16</b>	<b>127.87</b>
Lakshadweep	State	0	0	0	26.83	26.83	0	0	0	0	26.83
	Private	0	0	0	0	0	0	0	4.97	4.97	4.97
	Central	0	0	0	0	0	0	0	0	0	0
	<b>Sub-Total</b>	<b>0</b>	<b>0</b>	<b>0</b>	<b>26.83</b>	<b>26.83</b>	<b>0</b>	<b>0</b>	<b>4.97</b>	<b>4.97</b>	<b>31.8</b>
Total (Islands)	State	0	0	0	84.35	84.35	0	0	5.25	5.25	89.6
	Private	0	0	0	35.19	35.19	0	0	29.78	29.78	64.97
	Central	0	0	0	0	0	0	0	5.1	5.1	5.1
	<b>Grand Total</b>	<b>0</b>	<b>0</b>	<b>0</b>	<b>119.54</b>	<b>119.54</b>	<b>0</b>	<b>0</b>	<b>40.13</b>	<b>40.13</b>	<b>159.67</b>

List of Projects commissioned during FY 2024-25:

1. MTPCL's Maadurga Thermal Power Company Ltd. Project Unit-1 of 30 MW has been commissioned on 19.08.2024.
2. MTPCL's Maadurga Thermal Power Company Ltd. Project Unit-2 of 30 MW has been commissioned on 23.09.2024.

## Section C - Transmission Lines

Sr.No	Contents	Page
1	Executive summary of Target and Achievement of Transmission Lines during 2024-25	20(1)
2	List of Transmission Lines Commissionedduring during Sep-2024	20(2)

**Executive summary of Target and Achievement of Transmission Lines during FY 2024-25**

*As on Sept-2024*

(All figures in circuit kms.)

Target / Achievement		HVDC								765 kV				400 kV				230KV/220 kV				Grand Total			
		± 800 kV				± 500 kV				Central Sector	State Sector	JV/Private Sector	Total	Central Sector	State Sector	JV/Private Sector	Total	Central Sector	State Sector	JV/Private Sector	Total	Central Sector	State Sector	JV/Private Sector	Grand Total
		Central Sector	State Sector	JV/Private Sector	Total	Central Sector	State Sector	JV/Private Sector	Total																
Target FY 2024-25		0	0	0	0	0	0	0	0	4025	0	814	4839	1244	2566	1381	5191	144	6399	94	6637	5413	8965	2289	16667
Sep/24	Target	0	0	0	0	0	0	0	0	0	0	0	0	0	0	3	384	0	748	0	748	0	751	384	1135
	Achievement	0	0	0	0	0	0	0	0	0	0	0	0	0	0	365	365	0	19	45	64	0	19	410	429
Upto Sept-24	Target	0	0	0	0	0	0	0	0	813	0	0	813	57	1588	1198	2843	132	4633	94	4859	1002	6221	1292	8515
	Achievement	0	0	0	0	0	0	0	0	405	0	0	405	0	949	365	1314	52	1492	45	1589	457	2441	410	3308

	A	B	C	D	E	F
1	<b>Transmission Lines (220 kV and above) Commissioned/Ready for commissioning During Sept-2024</b>					
2	<b>As on 30-Sept-2024</b>					
3	<b>Sl. No.</b>	<b>Voltage Level (kV)</b>	<b>Name of Transmission Lines</b>	<b>Circuit Type</b>	<b>Executing Agency</b>	<b>Line Length (cKM)</b>
4	<b>1.</b>	<b>2.</b>	<b>3.</b>	<b>4.</b>	<b>5.</b>	<b>6.</b>
5	<b>STATE SECTOR</b>					
6	1	220	LILO of Mysandra-Yeradanahalli at Keonics (Electronic City)	D/C	KPTCL	7
7	2	220	LILO of 220 kV Shendra- Chitepimpalgaon line at 220 kV Shendra DMIC GIS s/s (UG cable)	D/C	MSETCL	12
8	<b>Total of STATE SECTOR</b>					<b>19</b>
9	<b>PRIVATE SECTOR</b>					
10	3	400	400 kV D/C Gadag PS-Narendra (New) line (Trans. Scheme for Solar Energy Zone in Gadag (1000MW) Karnataka-Part-A Phase-I)	D/C	RENEW	187
11	4	400	LILO of Padghe (PG)-Ghatkopar/Vikroli 400 kV S/C line at Navi Mumbai GIS(PG) (WRSS-XIX and NERS-IX)	S/C	STERLITE	38
12	5	400	Padghe (PG) - Kharghar 400 kV D/C (Quad) line (WRSS-XIX and NERSS-IX)	D/C	STERLITE	140
13	6	220	Vapi-II-Sayali 220 kV D/C line (WRSS-XIX and NERSS-IX)	D/C	STERLITE	45
14	<b>Total of PRIVATE SECTOR</b>					<b>410</b>
15	<b>(Grand Total)</b>					<b>429</b>

## Section D - Sub Stations

<b>SN</b>	<b>Contents</b>	<b>Page</b>
<b>1</b>	Executive summary of Target and Achievement of Substations during 2024-25	21(1)
<b>2</b>	Sub Stations (220 kV and above) commissioned/Ready for commissioning during Sep-2024	21(2)

Executive summary of Target and Achievement of Substations during FY 2024-25

As on Sept' 24

Target / Achievement		HVDC												765 kV				400 kV				220 kV				Grand Total							
		± 800 kV				± 500 kV				± 320 kV				Central Sector	State Sector	JV/Private Sector	Total	Central Sector	State Sector	JV/Private Sector	Total	Central Sector	State Sector	JV/Private Sector	Total	Central Sector	State Sector	JV/Private Sector	Total				
		Central Sector	State Sector	JV/Private Sector	Total	Central Sector	State Sector	JV/Private Sector	Total	Central Sector	State Sector	JV/Private Sector	Total																	Central Sector	State Sector	JV/Private Sector	Total
Target FY 2024-25		0	0	0	0	0	0	0	0	0	0	0	0	0	0	0	0	34500	1500	12000	48000	16945	19865	4500	41310	200	26660	320	27180	51645	48025	16820	116490
Sep/24	Target	0	0	0	0	0	0	0	0	0	0	0	0	0	0	0	0	0	1500	0	1500	1500	315	0	1815	0	2080	0	2080	1500	3895	0	5395
	Achievement	0	0	0	0	0	0	0	0	0	0	0	0	1500	0	0	1500	3000	0	2000	5000	0	920	0	920	4500	920	2000	7420				
Upto Sept-24	Target	0	0	0	0	0	0	0	0	0	0	0	0	9000	1500	0	10500	6445	10890	4500	21835	0	14970	320	15290	15445	27360	4820	47625				
	Achievement	0	0	0	0	0	0	0	0	0	0	0	0	4500	0	0	4500	6130	3675	2000	11805	200	9185	0	9385	10830	12860	2000	25690				

(All figures in MVA)

**Sub-Stations (220 kV and above) Commissioned/Ready for commissioning  
During -September 2024**

		During 30-09-24		
Sl No	Name of Sub Stations	Voltage Ratio (kV/kV)	Executing Agency	Capacity (MW/MVA)
1.	2.	3.	4	5.
<b>CENTRAL SECTOR</b>				
1	1X1500 MVA 765/400 kV ICT (4th) at 765/400 kV Bhadla-II PS under (Phase -II Part -BI)	765/400	PGCIL	1500
2	1X500 MVA, 400/220 kV (1st) ICT at Shikrapur (PG) GIS under Western Region Expansion Scheme-XXVI	400/220	PGCIL	500
3	1X500 MVA, 400/220 kV (1st) ICT at Raipur Pool S/s ( WRES XXVIII (Project: WRES-XXVIII & WRES-XXIX)	400/220	PGCIL	500
4	1X500 MVA, 400/220 kV (2nd) ICT at Raipur Pool S/s (WRES XXVIII (Project: WRES-XXVIII & WRES-XXIX)	400/220	PGCIL	500
5	1X500 MVA, 400/220 kV (4th) ICT at Mysore under Aug. of transformation capacity at Mysore	400/220	PGCIL	500
6	1x500 MVA ICT (3rd ) at 400/220 kV Bahadurgarh (PG) S/s under Aug. of ISTS of HVPNL TS	400/220	PGCIL	500
7	Aug. by 1x500 MVA 400/220 kV ICT (3rd )at 400/220 kV Jind (PG) S/s under Aug. of ISTS for HVPNL TS	400/220	PGCIL	500
<b>Total of CENTRAL SECTOR</b>				<b>4500</b>
<b>STATE SECTOR</b>				
8	220 kV GIS Transport Hub, Sector-8 IMT Manesar	220/66	HVPNL	100
9	Keonics (Electronic City): 2x150 MVA ICT	220/66	KPTCL	300
10	220 kV Jeur (Replacement of 100 MVA T/F with 200 MVA T/F)	220/132	MSETCL	100
11	220/33 kV Shendra GIS (DMIC)(2X50 MVA T/F)	220/33	MSETCL	100
12	220 kV Sandhwan S/s	220/66	PSTCL	100
13	220 kV GSS Nimbahera (replacement of existing 100 MVA T/F with 160 MVA T/F)	220/132	RVPNL	60
14	220 kV S/s Debai Bulandshaher (Capacity Augmentation)	220/132	UPPTCL	160
<b>TOTAL of STATE SECTOR</b>				<b>920</b>
<b>PRIVATE SECTOR</b>				
15	Gadag PS (Trans Scheme for Solar Energy Zone in Gadag (1000 MW) Karnataka Part-A Phase-I)	400/220	RENEW	1000
16	Vapi -II (Western Region Strengthening Scheme-XIX (WRSS-XIX and NERSS - IX)	400/220	STERLITE	1000
<b>Total of PRIVATE SECTOR</b>				<b>2000</b>
<b>Grand Total</b>				<b>7420</b>



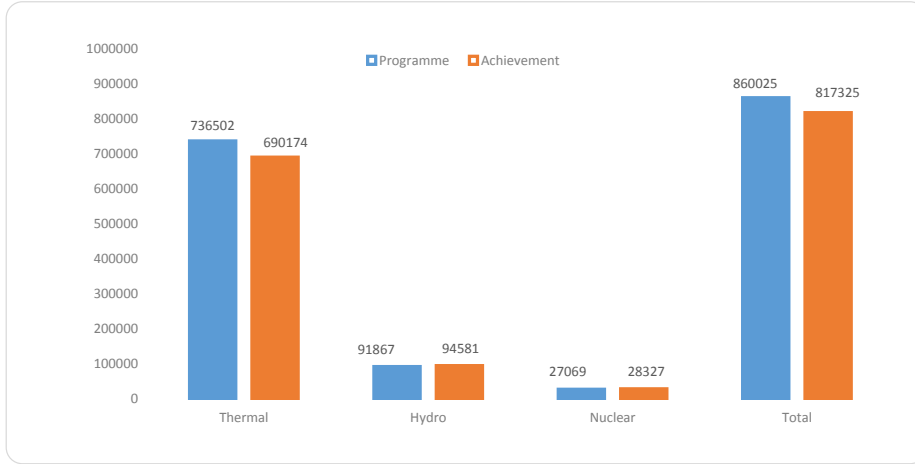
## Section E - Electricity Generation

SN	Contents	Page
1	Electricity Generation (MU) Targets and Achievements for 2024-25	22

**1. Electricity Generation (MU) Targets and Achievements for 2024-25 from Conventional sources**

Sector	Target	Sep-2024			Apr-24 to Sep-24		
		Programme	Achievement	% Ach.	Programme	Achievement	% Ach.
<b>Thermal</b>							
Central Sector	543246.00	44294.00	37,732.18	85.19	275,517.00	242,336.13	87.96
State Sector	452967.00	35776.00	29,366.77	82.09	228,933.00	207,731.05	90.74
Pvt.IPP Sector	429385.00	36162.00	33,498.67	92.63	221,810.00	229,922.96	103.66
Pvt.UTL Sector	19345.00	1669.00	1,553.68	93.09	10,242.00	10,183.89	99.43
<b>Total</b>	<b>1,444,943.00</b>	<b>117901.00</b>	<b>102,151.30</b>	<b>86.64</b>	<b>736,502.00</b>	<b>690,174.03</b>	<b>93.70</b>
<b>Hydro</b>							
Central Sector	61,363.00	7,629.00	7,902.60	103.59	40865	41381.31	101.26
State Sector	69,543.00	8,634.00	10,565.39	122.37	39,002.00	41,194.69	105.62
Pvt.IPP Sector	15,323.00	1,992.00	1,956.69	98.23	11,190.00	11,059.62	98.83
Pvt.UTL Sector	1,480.00	113.00	149.57	132.36	810.00	945.68	116.75
<b>Total</b>	<b>147,709.00</b>	<b>18,368.00</b>	<b>20,574.25</b>	<b>112.01</b>	<b>91,867.00</b>	<b>94,581.30</b>	<b>102.95</b>
<b>Nuclear</b>							
Central Sector	55,348.00	4655.00	4,926.44	105.83	27,069.00	28,326.62	104.65
<b>Total</b>	<b>55,348.00</b>	<b>4655.00</b>	<b>4,926.44</b>	<b>105.83</b>	<b>27,069.00</b>	<b>28,326.62</b>	<b>104.65</b>
<b>Bhutan Import</b>	<b>8,000.00</b>	<b>847.00</b>	<b>1,165.60</b>	<b>137.62</b>	<b>4,587.00</b>	<b>4,243.50</b>	<b>92.51</b>
Central Sector	659,957.00	56,578.00	50,561.22	89.37	343,451.00	312,044.06	90.86
State Sector	522,510.00	44,410.00	39,932.16	89.92	267,935.00	248,925.74	92.91
Pvt. Sector	473,533.00	40,783.00	38,324.21	93.97	248,639.00	256,355.65	103.10
<b>Total</b>	<b>1,656,000.00</b>	<b>141,771.00</b>	<b>128,817.59</b>	<b>90.86</b>	<b>860,025.00</b>	<b>817,325.45</b>	<b>95.04</b>
<b>RES</b>	<b>244,000.00</b>	<b>19,729</b>	<b>22,396.05</b>	<b>113.52</b>	<b>131,877.00</b>	<b>135,258.44</b>	<b>102.56</b>
<b>Grand Total</b>	<b>1,900,000.00</b>	<b>161,500.00</b>	<b>151,213.64</b>	<b>93.63</b>	<b>991,902.00</b>	<b>952,583.89</b>	<b>96.04</b>

**All India Energy Generation During Apr-24 to Sep-24 (MU)**



**Renewable Energy Generation**

Figs in BU

Achievement		Cummulative Achievement	Cummulative Achievement
Sep-24	Sep-23	Upto Sept-23	Upto Sept-24
22.40	19.91	126.22	135.26

## Section F - Power Supply Position

<b>SN</b>	<b>Contents</b>	<b>Page</b>
<b>1</b>	Energy Power Supply Position (Provisional) for Sep-2024	<b>23</b>
<b>2</b>	Peak Power Supply Position (Provisional) for Sep-2024	<b>24</b>
<b>3</b>	Energy Power Supply Position (Revised) for April-2024 to April-2024	<b>25</b>
<b>4</b>	Peak Power Supply Position (Revised) for April-2024 to April-2024	<b>26</b>
<b>5</b>	Power Supply to Agricultural Sector during Sep-2024	<b>27</b>
<b>6</b>	Power Supply Position since 2003-04 (Energy Requirement / Availability)	<b>28</b>
<b>7</b>	Graph for Energy Requirement, Availability(BU) & Shortages (2003-04 to 2023-24)	<b>29</b>
<b>8</b>	Power Supply Position since 2003-04 (Peak Demand / Peak Met)	<b>30</b>
<b>9</b>	Graph for Peak Demand, Peak Demand Met(GW) & Shortages (2003-04 to 2023-24)	<b>31</b>

Monthly Comparison of Power Supply Position (Energy) - Provisional										
( Figures in MU net )										
State / System / Region	September,2024				September, 2023				% Change	
	Energy Requirement	Energy Supplied	Energy not Supplied		Energy Requirement	Energy Supplied	Energy not Supplied		Energy Requirement	Energy Supplied
	( MU )	( MU )	( MU )	( % )	( MU )	( MU )	( MU )	( % )	( % )	( % )
Chandigarh	189	189	0	0	194	194	0	0	-2.6	-2.6
Delhi	3,546	3,546	0	0	3,744	3,743	1	0	-5.3	-5.3
Haryana	6,455	6,455	0	0	6,801	6,744	57	0.8	-5.1	-4.3
Himachal Pradesh	1,077	1,073	4	0.4	1,036	1,034	2	0.2	4.0	3.8
UT of J&K and Ladakh	1,574	1,565	9	0.6	1,521	1,476	45	3	3.5	6.0
Punjab	8,585	8,585	0	0	8,148	8,148	0	0	5.4	5.4
Rajasthan	8,902	8,886	16	0.2	9,401	9,285	116	1.2	-5.3	-4.3
Uttar Pradesh	14,404	14,400	4	0	14,619	14,607	12	0.1	-1.5	-1.4
Uttarakhand	1,425	1,422	3	0.2	1,398	1,387	11	0.8	1.9	2.5
<b>Northern Region (##)</b>	<b>46,294</b>	<b>46,257</b>	<b>37</b>	<b>0.1</b>	<b>46,973</b>	<b>46,731</b>	<b>242</b>	<b>0.5</b>	-1.4	-1.0
Chhattisgarh	3,549	3,545	4	0.1	3,081	3,070	11	0.4	15.2	15.5
Gujarat	12,412	12,412	0	0	12,273	12,249	24	0.2	1.1	1.3
Madhya Pradesh	7,294	7,293	1	0	7,317	7,282	35	0.5	-0.3	0.2
Maharashtra	15,459	15,419	40	0.3	15,295	15,273	22	0.1	1.1	1.0
Dadra & Nagar Haveli and Daman & Diu	902	902	0	0	849	847	2	0.2	6.2	6.5
Goa	412	412	0	0	390	390	0	0	5.6	5.6
<b>Western Region (##)</b>	<b>40,522</b>	<b>40,475</b>	<b>47</b>	<b>0.1</b>	<b>39,735</b>	<b>39,640</b>	<b>95</b>	<b>0.2</b>	2.0	2.1
Andhra Pradesh	6,432	6,432	0	0	6,550	6,550	0	0	-1.8	-1.8
Telangana	7,080	7,080	0	0	6,927	6,927	0	0	2.2	2.2
Karnataka	7,002	7,002	0	0	7,186	7,180	6	0.1	-2.6	-2.5
Kerala	2,465	2,463	2	0.1	2,352	2,352	0	0	4.8	4.7
Tamil Nadu	11,067	11,067	0	0	10,014	10,014	0	0	10.5	10.5
Puducherry	315	315	0	0	294	294	0	0	7.1	7.1
Lakshadweep (#)	5	5	0	0	5	5	0	0	0.0	0.0
<b>Southern Region (##)</b>	<b>34,364</b>	<b>34,362</b>	<b>2</b>	<b>0</b>	<b>33,326</b>	<b>33,319</b>	<b>7</b>	<b>0</b>	3.1	3.1
Bihar	4,295	4,279	16	0.4	4,153	4,093	60	1.4	3.4	4.5
DVC	2,137	2,137	0	0	2,288	2,288	0	0	-6.6	-6.6
Jharkhand	1,238	1,237	1	0.1	1,080	1,031	49	4.5	14.6	20.0
Odisha	3,570	3,570	0	0	3,544	3,542	2	0.1	0.7	0.8
West Bengal	6,345	6,345	0	0	5,965	5,965	0	0	6.4	6.4
Sikkim	38	38	0	0	38	38	0	0	0.0	0.0
Andaman- Nicobar (#)	35	33	2	5.7	33	31	2	6.1	6.1	6.5
<b>Eastern Region (##)</b>	<b>17,627</b>	<b>17,610</b>	<b>17</b>	<b>0.1</b>	<b>17,074</b>	<b>16,963</b>	<b>111</b>	<b>0.7</b>	3.2	3.8
Arunachal Pradesh	93	93	0	0	80	80	0	0	16.3	16.3
Assam	1,400	1,399	1	0.1	1,366	1,331	35	2.6	2.5	5.1
Manipur	77	77	0	0	83	83	0	0	-7.2	-7.2
Meghalaya	136	136	0	0	165	158	7	4.2	-17.6	-13.9
Mizoram	56	56	0	0	42	42	0	0	33.3	33.3
Nagaland	85	85	0	0	86	86	0	0	-1.2	-1.2
Tripura (*)	177	177	0	0	174	174	0	0	1.7	1.7
<b>North-Eastern Region (##)</b>	<b>2,025</b>	<b>2,024</b>	<b>1</b>	<b>0</b>	<b>1,997</b>	<b>1,954</b>	<b>43</b>	<b>2.2</b>	1.4	3.6
<b>All India</b>	<b>140,831</b>	<b>140,728</b>	<b>103</b>	<b>0.1</b>	<b>139,105</b>	<b>138,608</b>	<b>497</b>	<b>0.4</b>	1.2	1.5

(#) Lakshadweep and Andaman & Nicobar Islands are stand- alone systems, power supply position of these, does not form part of regional requirement and supply.

(\*) Excludes the supply to Bangladesh.

Note:  
1. Power supply position report has been prepared based on the data.  
2. (##) The Regional figures include data of other miscellaneous entities drawing power directly from ISTS.

Monthly Comparison of Power Supply Position (Peak) - Provisional										
( Figures in net MW )										
State / System / Region	September,2024				September,2023				% Change	
	Peak Demand	Peak Met	Demand not Met		Peak Demand	Peak Met	Demand not Met		Peak Demand	Peak Met
	( MW )	( MW )	( MW )	( % )	( MW )	( MW )	( MW )	( % )	( % )	( % )
Chandigarh	397	397	0	0	388	388	0	0	2.3	2.3
Delhi	6,785	6,780	5	0.1	6,993	6,993	0	0	-3.0	-3.0
Haryana	12,414	12,414	0	0	12,753	12,753	0	0	-2.7	-2.7
Himachal Pradesh	1,884	1,884	0	0	1,758	1,758	0	0	7.2	7.2
UT of J&K and Ladakh	3,236	2,836	400	12.4	2,859	2,659	200	7	13.2	6.7
Punjab	15,310	15,310	0	0	15,068	15,068	0	0	1.6	1.6
Rajasthan	16,292	16,292	0	0	17,956	17,840	116	0.6	-9.3	-8.7
Uttar Pradesh	29,347	29,347	0	0	27,389	27,389	0	0	7.1	7.1
Uttarakhand	2,564	2,489	75	2.9	2,368	2,293	75	3.2	8.3	8.5
<b>Northern Region (##)</b>	<b>80,678</b>	<b>80,678</b>	<b>0</b>	<b>0</b>	<b>80,680</b>	<b>80,500</b>	<b>180</b>	<b>0.2</b>	<b>0.0</b>	<b>0.2</b>
Chhattisgarh	5,873	5,873	0	0	5,832	5,832	0	0	0.7	0.7
Gujarat	24,205	24,205	0	0	24,544	24,544	0	0	-1.4	-1.4
Madhya Pradesh	12,596	12,596	0	0	14,852	14,852	0	0	-15.2	-15.2
Maharashtra	26,543	26,543	0	0	27,678	27,678	0	0	-4.1	-4.1
Dadra & Nagar Haveli and Daman & Diu	1,356	1,356	0	0	1,306	1,306	0	0	3.8	3.8
Goa	718	718	0	0	704	704	0	0	2.0	2.0
<b>Western Region (##)</b>	<b>68,493</b>	<b>68,493</b>	<b>0</b>	<b>0</b>	<b>73,948</b>	<b>73,948</b>	<b>0</b>	<b>0</b>	<b>-7.4</b>	<b>-7.4</b>
Andhra Pradesh	12,714	12,710	4	0	12,343	12,327	16	0.1	3.0	3.1
Telangana	15,570	15,570	0	0	15,408	15,370	38	0.2	1.1	1.3
Karnataka	16,055	16,050	5	0	14,698	14,698	0	0	9.2	9.2
Kerala	4,336	4,336	0	0	4,115	4,107	8	0.2	5.4	5.6
Tamil Nadu	19,176	19,171	5	0	16,809	16,770	39	0.2	14.1	14.3
Puducherry	527	522	5	0.9	464	462	2	0.4	13.6	13.0
Lakshadweep (#)	12	12	0	0	11	11	0	0	9.1	9.1
<b>Southern Region (##)</b>	<b>64,862</b>	<b>64,858</b>	<b>4</b>	<b>0</b>	<b>60,862</b>	<b>60,839</b>	<b>23</b>	<b>0</b>	<b>6.6</b>	<b>6.6</b>
Bihar	8,011	8,001	10	0.1	7,387	7,387	0	0	8.4	8.3
DVC	3,551	3,551	0	0	3,453	3,453	0	0	2.8	2.8
Jharkhand	2,194	2,194	0	0	1,797	1,797	0	0	22.1	22.1
Odisha	6,300	6,300	0	0	5,949	5,949	0	0	5.9	5.9
West Bengal	11,881	11,881	0	0	10,353	10,353	0	0	14.8	14.8
Sikkim	98	98	0	0	98	98	0	0	0.0	0.0
Andaman- Nicobar (#)	68	58	10	14.7	61	53	8	13	11.5	9.4
<b>Eastern Region (##)</b>	<b>31,321</b>	<b>30,843</b>	<b>478</b>	<b>1.5</b>	<b>28,920</b>	<b>28,920</b>	<b>0</b>	<b>0</b>	<b>8.3</b>	<b>6.6</b>
Arunachal Pradesh	194	194	0	0	163	163	0	0	19.0	19.0
Assam	2,812	2,687	125	4.4	2,413	2,413	0	0	16.5	11.4
Manipur	235	235	0	0	209	209	0	0	12.4	12.4
Meghalaya	317	317	0	0	331	331	0	0	-4.2	-4.2
Mizoram	148	148	0	0	129	129	0	0	14.7	14.7
Nagaland	184	184	0	0	172	172	0	0	7.0	7.0
Tripura (*)	376	376	0	0	344	344	0	0	9.3	9.3
<b>North-Eastern Region (##)</b>	<b>3,936</b>	<b>3,914</b>	<b>22</b>	<b>0.6</b>	<b>3,678</b>	<b>3,678</b>	<b>0</b>	<b>0</b>	<b>7.0</b>	<b>6.4</b>
<b>All India</b>	<b>231,076</b>	<b>230,608</b>	<b>468</b>	<b>0.2</b>	<b>240,174</b>	<b>239,978</b>	<b>196</b>	<b>0.1</b>	<b>-3.8</b>	<b>-3.9</b>

(#) Lakshadweep and Andaman & Nicobar Islands are stand-alone systems, power supply position of these, does not form part of regional requirement and surplus.  
(\*) Excludes the supply to Bangladesh.

**Note:**  
1. Power Supply Position Report has been compiled based on the data furnished by StateUtilities/  
2. (##) The Regional figures include data of other miscellaneous entities drawing power directly from ISTS.

**ऊर्जा विद्युत आपूर्ति स्थिति रिपोर्ट (संशोधित) /Energy Power Supply Position Report (Revised)**

ऑकड़े मिलियन यूनिट नेट / Figures in MU net

राज्य/State	अगस्त,2024 / August,2024				अप्रैल,2024 - अगस्त,2024/ April,2024 to August,2024			
	ऊर्जा आवश्यकता Energy Requirement ( MU )	ऊर्जा उपलब्धता Energy Supplied ( MU )	ऊर्जा पूर्ति में कमी Energy not Supplied ( MU ) ( % )		ऊर्जा आवश्यकता Energy Requirement ( MU )	ऊर्जा उपलब्धता Energy Supplied ( MU )	ऊर्जा पूर्ति में कमी Energy not Supplied ( MU ) ( % )	
चंडीगढ़/ Chandigarh	214	214	0	0	1,031	1,031	0	0
दिल्ली / Delhi	3,939	3,938	1	0	19,912	19,902	10	0
हरियाणा / Haryana	7,209	7,209	0	0	34,903	34,874	29	0.1
हिमाचल प्रदेश / Himachal Pradesh	1,156	1,155	1	0.1	5,723	5,703	20	0.3
यू.टी ऑफ जम्मू कश्मीर और लद्दाख / पंजाब / Punjab	1,550 9,165	1,546 9,165	4 0	0.3 0	8,015 39,927	7,980 39,927	35 0	0.4 0
राजस्थान / Rajasthan	7,784	7,784	0	0	46,437	46,151	286	0.6
उत्तर प्रदेश / Uttar Pradesh	16,410	16,338	72	0.4	82,658	82,366	292	0.4
उत्तराखंड / Uttarakhand	1,506	1,501	5	0.3	7,748	7,715	32	0.4
Others	136	136	0	0	677	677	0	0
<b>उत्तरी क्षेत्र / Northern Region (##)</b>	<b>49,070</b>	<b>48,988</b>	<b>82</b>	<b>0.2</b>	<b>247,032</b>	<b>246,328</b>	<b>704</b>	<b>0.3</b>
छत्तीसगढ़ / Chhattisgarh	3,344	3,341	3	0.1	18,212	18,201	11	0.1
गुजरात / Gujarat	11,766	11,766	0	0	65,535	65,535	0	0
मध्य प्रदेश / Madhya Pradesh	7,345	7,314	31	0.4	40,461	40,383	78	0.2
महाराष्ट्र / Maharashtra	15,056	15,045	11	0.1	83,343	83,327	16	0
दादरा और नगर हवेली और दमन और दीव गोवा / Goa	899 438	899 438	0 0	0 0	4,520 2,286	4,520 2,286	0 0	0 0
Others	943	943	0	0	4,627	4,627	0	0
<b>पश्चिमी क्षेत्र / Western Region (##)</b>	<b>39,790</b>	<b>39,746</b>	<b>44</b>	<b>0.1</b>	<b>218,983</b>	<b>218,878</b>	<b>105</b>	<b>0</b>
आन्ध्र प्रदेश / Andhra Pradesh	6,828	6,828	0	0	33,701	33,700	1	0
तेलंगाना / Telangana	8,126	8,126	0	0	34,268	34,267	1	0
कर्नाटक / Karnataka	6,595	6,595	0	0	36,775	36,773	1	0
केरल / Kerala	2,483	2,481	2	0.1	13,377	13,372	5	0
तमिल नाडू / Tamil Nadu	10,994	10,994	0	0	57,900	57,899	1	0
पुडुचेरी / Puducherry	313	313	0	0	1,596	1,596	0	0
लक्षद्वीप / Lakshadweep (#)	5	5	0	0	29	29	0	0
Others	4	4	0	0	21	21	0	0
<b>दक्षिणी क्षेत्र / Southern Region (##)</b>	<b>35,344</b>	<b>35,342</b>	<b>2</b>	<b>0</b>	<b>177,638</b>	<b>177,629</b>	<b>10</b>	<b>0</b>
बिहार / Bihar	4,409	4,402	7	0.2	21,717	21,593	124	0.6
दामोदर घाटी निगम / DVC	2,168	2,168	0	0	11,214	11,211	3	0
झारखण्ड / Jharkhand	1,279	1,275	4	0.3	6,801	6,735	67	1
ओडिशा/ Odisha	3,665	3,658	7	0.2	19,363	19,341	22	0.1
पश्चिम बंगाल / West Bengal	6,433	6,426	7	0.1	34,375	34,295	80	0.2
सिक्किम / Sikkim	38	38	0	0	218	218	0	0
अंडमान-निकोबार/ Andaman- Nicobar (#)	35	33	2	5.7	178	173	5	2.8
Others	5	5	0	0	22	22	0	0
<b>पूर्वी क्षेत्र/ Eastern Region (##)</b>	<b>17,998</b>	<b>17,972</b>	<b>26</b>	<b>0.1</b>	<b>93,712</b>	<b>93,415</b>	<b>296</b>	<b>0.3</b>
अरुणाचल प्रदेश / Arunachal Pradesh	99	99	0	0	433	433	0	0
असम / Assam	1,379	1,379	0	0	6,066	6,061	5	0.1
मणिपुर / Manipur	74	74	0	0	421	421	0	0
मेघालय / Meghalaya	173	173	0	0	836	836	0	0
मिज़ोरम / Mizoram	54	54	0	0	279	279	0	0
नागालैंड / Nagaland	80	80	0	0	408	408	0	0
त्रिपुरा / Tripura (*)	210	210	0	0	887	887	0	0
Others	1	1	0	0	4	4	0	0
<b>उत्तर-पूर्वी क्षेत्र / North-Eastern Region</b>	<b>2,069</b>	<b>2,069</b>	<b>0</b>	<b>0</b>	<b>9,334</b>	<b>9,329</b>	<b>5</b>	<b>0.1</b>
<b>सम्पूर्ण भारत / All India</b>	<b>144,271</b>	<b>144,117</b>	<b>154</b>	<b>0.1</b>	<b>746,700</b>	<b>745,580</b>	<b>1,120</b>	<b>0.1</b>

(#) Lakshadweep and Andaman & Nicobar Islands are stand- alone systems, power supply position of these, does not form part of regional requirement and energy supplied.

(\*) Excludes energy exported to Bangladesh.

**Note:**

1. Power Supply Position Report has been compiled based on the data furnished by StateUtilities/ Electricity Departments. The MU figures has been rounded off to 2.
2. (##) The Regional figures include data of other miscellaneous entities drawing power directly from ISTS.
3. Energy Supplied has been matched with Energy Requirement where Energy Requirement is less than Energy Supplied.

**अधिकतम विद्युत आपूर्ति स्थिति रिपोर्ट (संशोधित) /Peak Power Supply Position Report (Revised)**

ऑकड़े मेगा वाट नेट / Figures in MW net

राज्य/State प्रणाली / System क्षेत्र / Region	अगस्त,2024 / August,2024				अप्रैल,2024 - अगस्त,2024/ April,2024 to August,2024			
	अधिकतम मांग	अधिकतम उपलब्धि	मांग की पूर्ति में कमी		अधिकतम मांग	अधिकतम उपलब्धि	मांग की पूर्ति में कमी	
	Peak Demand ( MW )	Peak Met ( MW )	Demand not Met ( MW ) ( % )		Peak Demand ( MW )	Peak Met ( MW )	Demand not Met ( MW ) ( % )	
चंडीगढ़/ Chandigarh	418	418	0	0	449	449	0	0
दिल्ली / Delhi	6,890	6,890	0	0	8,656	8,656	0	0
हरियाणा / Haryana	12,703	12,703	0	0	14,662	14,662	0	0
हिमाचल प्रदेश / Himachal Pradesh	1,732	1,732	0	0	1,919	1,919	0	0
यू.टी ऑफ जम्मू कश्मीर और लद्दाख / UT of J&K and Ladakh	2,726	2,624	102	3.7	2,924	2,924	0	0
पंजाब / Punjab	15,307	15,307	0	0	16,058	16,058	0	0
राजस्थान / Rajasthan	13,409	13,409	0	0	17,774	17,774	0	0
उत्तर प्रदेश / Uttar Pradesh	29,126	29,126	0	0	30,618	30,618	0	0
उत्तराखंड / Uttarakhand	2,482	2,452	30	1.2	2,863	2,863	0	0
Others	228	228	0	0	236	236	0	0
<b>उत्तरी क्षेत्र / Northern Region (##)</b>	<b>77,380</b>	<b>77,099</b>	<b>281</b>	<b>0.4</b>	<b>91,592</b>	<b>90,747</b>	<b>845</b>	<b>0.9</b>
छत्तीसगढ़ / Chhattisgarh	5,478	5,478	0	0	6,367	6,347	20	0.3
गुजरात / Gujarat	21,918	21,918	0	0	25,588	25,588	0	0
मध्य प्रदेश / Madhya Pradesh	11,822	11,822	0	0	14,309	14,309	0	0
महाराष्ट्र / Maharashtra	28,074	25,855	2,219	7.9	28,924	28,924	0	0
दादरा और नगर हवेली और दमन और दीव / Dadra & Nagar Haveli and Daman & Diu	1,321	1,321	0	0	1,353	1,353	0	0
गोवा / Goa	690	690	0	0	803	803	0	0
Others	1,469	1,469	0	0	1,469	1,469	0	0
<b>पश्चिमी क्षेत्र / Western Region (##)</b>	<b>67,019</b>	<b>63,713</b>	<b>3,306</b>	<b>4.9</b>	<b>74,933</b>	<b>74,933</b>	<b>0</b>	<b>0</b>
आन्ध्र प्रदेश / Andhra Pradesh	11,830	11,825	5	0	13,712	13,712	0	0
तेलंगाना / Telangana	15,573	15,573	0	0	15,573	15,573	0	0
कर्नाटक / Karnataka	12,580	12,580	0	0	17,015	16,985	30	0.2
केरल / Kerala	4,247	4,247	0	0	5,904	5,631	274	4.6
तमिल नाडू / Tamil Nadu	17,843	17,843	0	0	20,784	20,784	0	0
पुदुचेरी / Puducherry	514	514	0	0	549	549	0	0
लक्षद्वीप / Lakshadweep (#)	11	11	0	0	13	13	0	0
<b>दक्षिणी क्षेत्र / Southern Region (##)</b>	<b>57,854</b>	<b>57,854</b>	<b>0</b>	<b>0</b>	<b>67,086</b>	<b>66,986</b>	<b>100</b>	<b>0.1</b>
बिहार / Bihar	7,666	7,666	0	0	7,998	7,888	109	1.4
दामोदर घाटी निगम / DVC	3,552	3,545	7	0.2	3,557	3,548	9	0.2
झारखण्ड / Jharkhand	2,107	2,104	3	0.1	2,295	2,292	3	0.1
ओडिशा/ Odisha	5,938	5,926	12	0.2	6,905	6,905	0	0
पश्चिम बंगाल / West Bengal	10,784	10,764	20	0.2	12,645	12,640	5	0
सिक्किम / Sikkim	116	116	0	0	116	116	0	0
अंडमान-निकोबार/ Andaman- Nicobar (#)	64	56	8	12.5	70	64	6	9
<b>पूर्वी क्षेत्र / Eastern Region (##)</b>	<b>28,798</b>	<b>28,729</b>	<b>69</b>	<b>0.2</b>	<b>31,488</b>	<b>31,399</b>	<b>89</b>	<b>0.3</b>
अरुणाचल प्रदेश / Arunachal Pradesh	195	195	0	0	198	198	0	0
असम / Assam	2,617	2,617	0	0	2,617	2,617	0	0
मणिपुर / Manipur	214	214	0	0	227	227	0	0
मेघालय / Meghalaya	346	346	0	0	409	408	1	0.2
मिजोरम / Mizoram	152	152	0	0	152	152	0	0.1
नागालैंड / Nagaland	183	183	0	0	189	188	1	0.3
त्रिपुरा / Tripura (*)	344	341	3	0.9	386	386	0	0.1
Others	1	1	0	0	1	1	0	0.2
<b>उत्तर-पूर्वी क्षेत्र /North-Eastern Region (##)</b>	<b>3,861</b>	<b>3,859</b>	<b>2</b>	<b>0.1</b>	<b>3,861</b>	<b>3,859</b>	<b>2</b>	<b>0.1</b>
<b>सम्पूर्ण भारत / All India</b>	<b>216,486</b>	<b>216,470</b>	<b>16</b>	<b>0</b>	<b>249,856</b>	<b>249,854</b>	<b>2</b>	<b>0</b>

(#) Lakshadweep and Andaman & Nicobar Islands are stand- alone systems, power supply position of these, does not form part of regional requirement and supply.

(\*) Excludes the supply to Bangladesh.

**Note:**

1. Power Supply Position Report has been compiled based on the data furnished by StateUtilities/ Electricity Departments. The MW figures has been rounded off to nearest unit place.
2. (##) The Regional figures include data of other miscellaneous entities drawing power directly from ISTS.
3. Peak Met has been matched with Peak Demand where Peak Demand is less than Peak Met.

नवंबर,2023 कृषि क्षेत्र को विद्युत आपूर्ति का विवरण / Power Supply to Agricultural Sector during September,2024

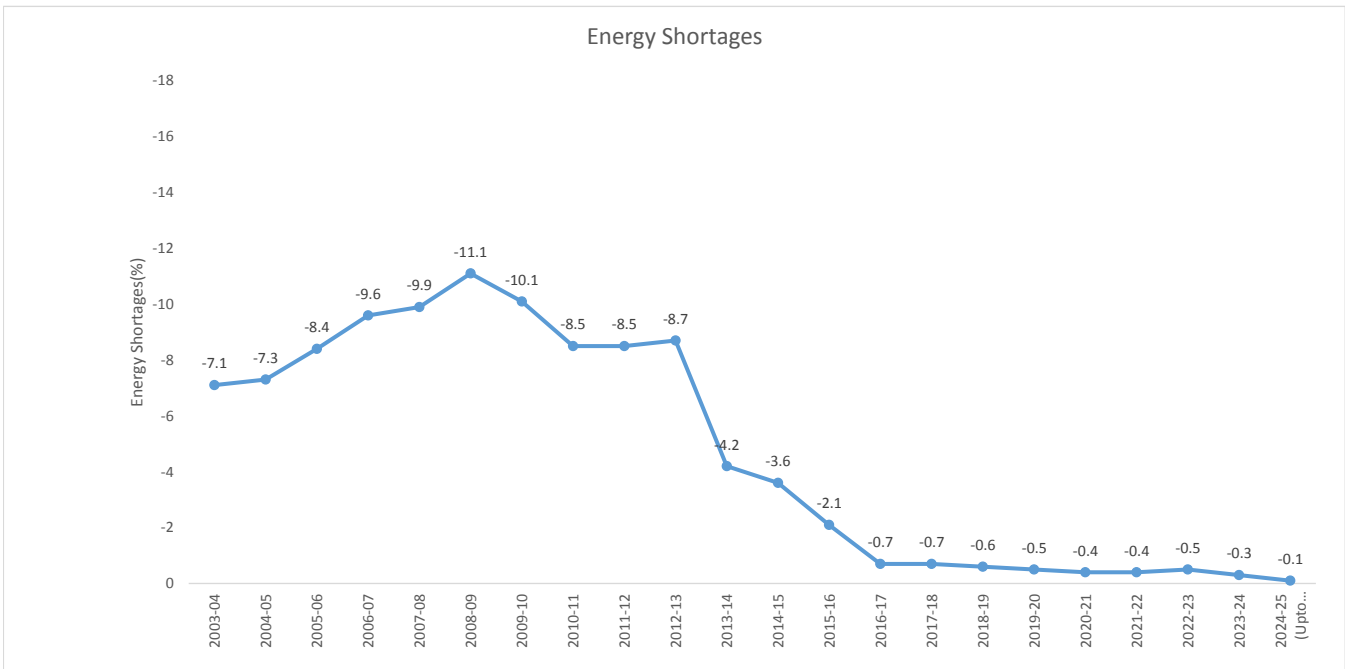
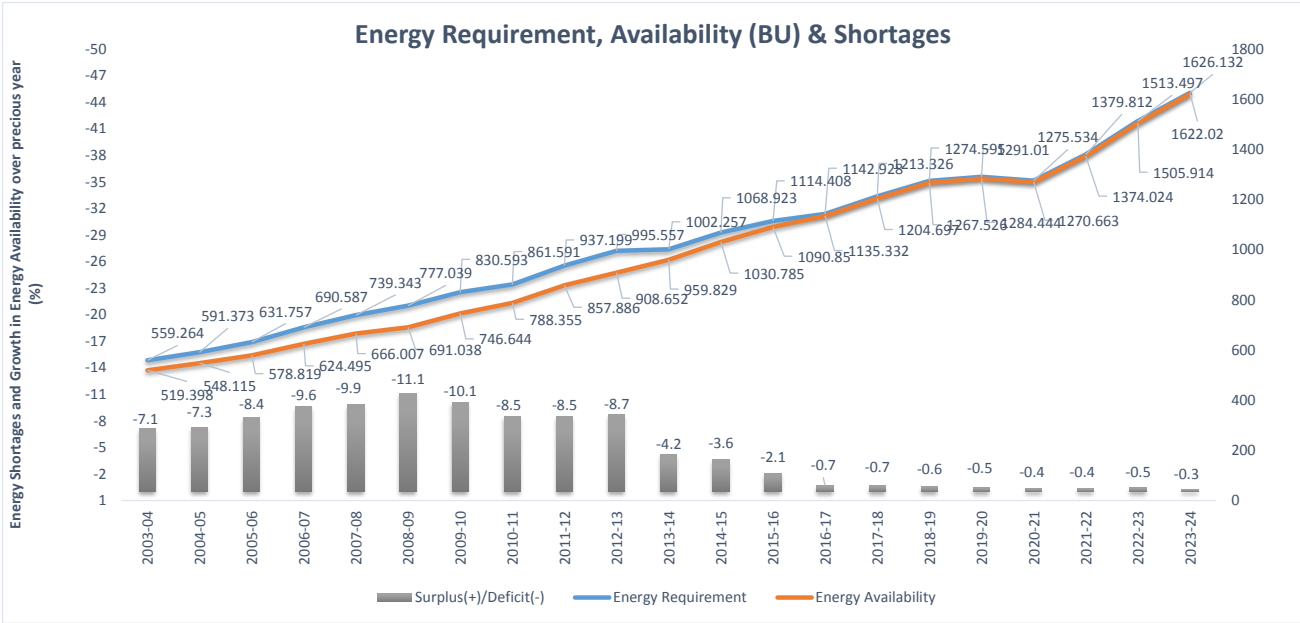
राज्य /क्षेत्र / State/ Region	औसत विद्युत आपूर्ति घंटों में / Average Hours of Supply	
	September ,2024	April,2024 to September,2024
<b>उत्तरी क्षेत्र / Northern Region</b>		
चंडीगढ़/ Chandigarh	No restriction	No restriction
दिल्ली / Delhi	No restriction	No restriction
हरियाणा / Haryana	Data from State is awaited	8:00 hours/day
हिमाचल प्रदेश / Himachal Pradesh	HPSEBL has only 2% agriculture consumers and uninterrupted power is being supplied to agriculture sector	HPSEBL has only 2% agriculture consumers and uninterrupted power is being supplied to agriculture sector
यू.टी ऑफ जम्मू कश्मीर और लद्दाख / UT of J&K and Ladakh	Data not received	Data not received
पंजाब / Punjab	4:00 hours/day	4:00 to 6:00 hours/day
राजस्थान / Rajasthan	06:30 hours/day	06:30 hours/day
उत्तर प्रदेश / Uttar Pradesh	18:00 hours/day	18:00 hours/day
उत्तराखंड / Uttarakhand	No dedicated feeders (11kV & 33kV) for agriculture load in Uttarakhand.	No dedicated feeders (11kV & 33kV) for agriculture load in Uttarakhand.
<b>पश्चिमी क्षेत्र/ Western Region</b>		
छत्तीसगढ़ / Chhattisgarh	24 hours/day	24 hours/day
गुजरात / Gujarat	8:00 hours/day	8:00 hours/day
मध्य प्रदेश / Madhya Pradesh (*)	Three-Phase Supply(Irrigation) - 09:34 hours /day, Three-Phase (Mixed) Supply - 22:58 hours /day	Three-Phase Supply(Irrigation) - 09:34 hours /day, Three-Phase (Mixed) Supply - 22:58 hours /day
महाराष्ट्र / Maharashtra	9 hours/day	9 hours/day
गोवा / Goa	No restriction	No restriction
<b>दक्षिणी क्षेत्र / Southern Region</b>		
आन्ध्र प्रदेश / Andhra Pradesh	07 hours/day .	07 hours/day .
तेलंगाना / Telangana	24 hours/day	24 hours/day
कर्नाटक / Karnataka	07 hours/day .	07 hours/day .
केरल / Kerala	No Restrictions	No Restrictions
तमिल नाडू / Tamil Nadu	9 hours/day (6 hours during day time and 3 hours during night time)	9 hours/day (6 hours during day time and 3 hours during night time)
पुदुचेरी / Puducherry	No Restrictions	No Restrictions
<b>पूर्वी क्षेत्र / Eastern Region</b>		
बिहार / Bihar	About 20 hours/day	About 20 hours/day to More than 22 hours/day
झारखण्ड / Jharkhand	About 20 hours/day	About 20 hours/day
ओडिशा / Odisha	About 23 hours/day	More than 23 hours/day
पश्चिम बंगाल / West Bengal	More than 22 hours/day	More than 22 hours/day to About 23 hours/day
(*) On segregated feeders		



## Power Supply Position since 2003-04

### Energy Requirement / Availability

Year	Energy Requirement	Energy Availability	Surplus (+) / Deficit (-)		Growth in Energy Requirement	CAGR in Energy Req.	Growth in Energy Availability	CAGR in Energy Availability
	MU	MU	MU	%	%	%	%	%
2003-04	5,59,264	5,19,398	-39,866	-7.1	2.5		4.4	
2004-05	5,91,373	5,48,115	-43,258	-7.3	5.7	6.0	5.5	6.3
2005-06	6,31,757	5,78,819	-52,938	-8.4	6.8		5.6	
2006-07	6,90,587	6,24,495	-66,092	-9.6	9.3		7.9	
2007-08	7,39,343	6,66,007	-73,336	-9.9	7.1		6.6	
2008-09	7,77,039	6,91,038	-86,001	-11.1	5.1		3.8	
2009-10	8,30,593	7,46,644	-83,949	-10.1	6.9		8.0	
2010-11	8,61,591	7,88,355	-73,236	-8.5	3.7		5.6	
2011-12	9,37,199	8,57,886	-79,313	-8.5	8.8		8.8	
2012-13	9,95,557	9,08,652	-86,905	-8.7	6.2		5.9	
2013-14	10,02,257	9,59,829	-42,428	-4.2	0.7		5.6	
2014-15	10,68,923	10,30,785	-38,138	-3.6	6.7	5.0	7.4	5.4
2015-16	11,14,408	10,90,850	-23,558	-2.1	4.3		5.8	
2016-17	11,42,928	11,35,332	-7,596	-0.7	2.6		4.1	
2017-18	12,13,326	12,04,697	-8,629	-0.7	6.2		6.1	
2018-19	12,74,595	12,67,526	-7,070	-0.6	5.0		5.2	
2019-20	12,91,010	12,84,444	-6,566	-0.5	1.3		1.3	
2020-21	12,75,534	12,70,663	-4,871	-0.4	-1.2		-1.1	
2021-22	13,79,812	13,74,024	-5,787	-0.4	8.2		8.1	
2022-23	15,13,497	15,05,914	-7,583	-0.5	9.7		9.6	
2023-24	16,26,132	16,22,020	-4,112	-0.3	7.4		7.7	
2024-25 (Upto August)	746,700	745,580	-1120	-0.1	6.6		6.7	

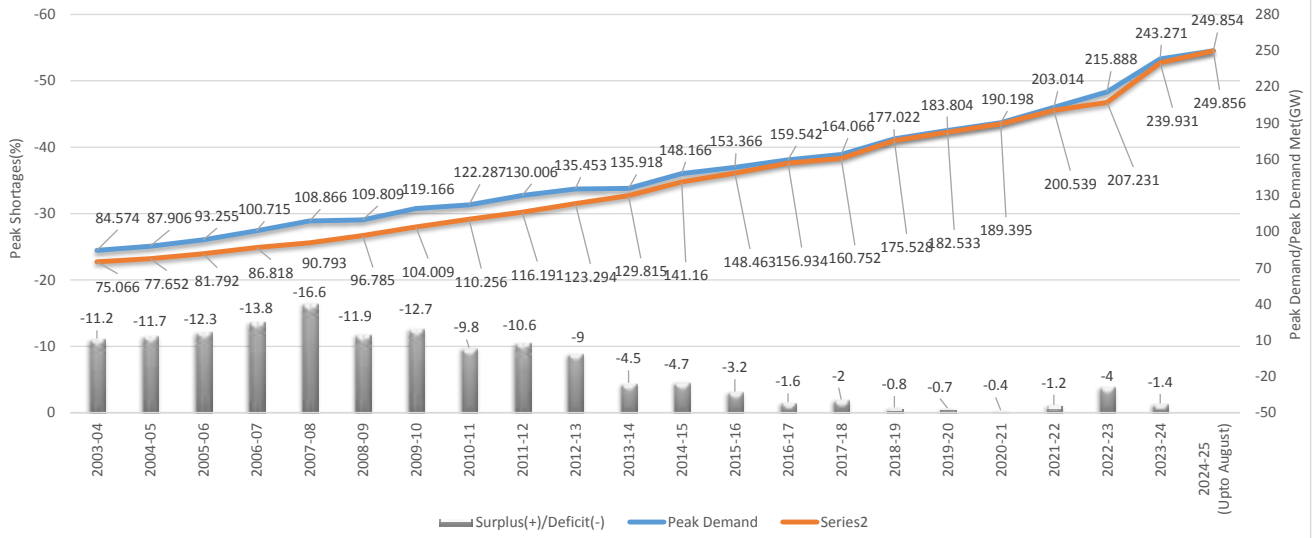


## Power Supply Position since 2003-04

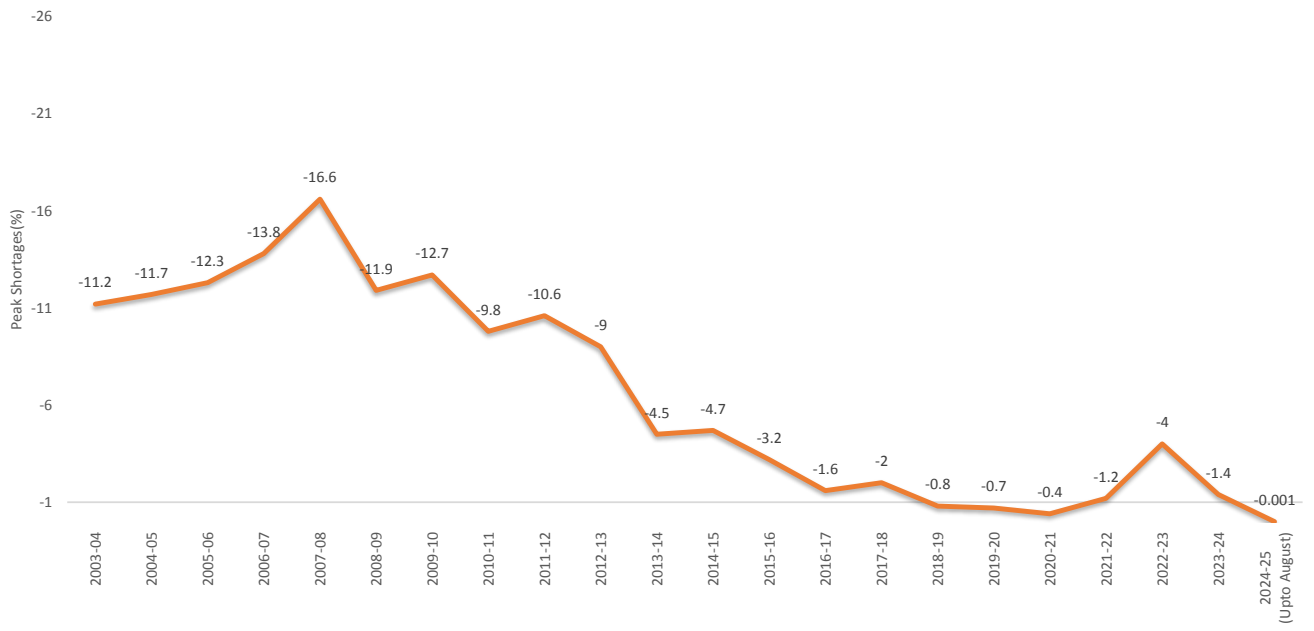
### Peak Demand / Peak Met

Year	Peak Demand	Peak Met	Surplus (+) / Deficit (-)		Growth in Peak Demand	CAGR in Peak Demand	Growth in Peak Demand Met	CAGR in Peak Demand Met
	MW	MW	MW	%	%	%	%	%
2003-04	84,574	75,066	-9,508	-11.2	3.8		4.9	
2004-05	87,906	77,652	-10,254	-11.7	3.9	4.9	3.4	5.6
2005-06	93,255	81,792	-11,463	-12.3	6.1		5.3	
2006-07	1,00,715	86,818	-13,897	-13.8	8.0		6.1	
2007-08	1,08,866	90,793	-18,073	-16.6	8.1		4.6	
2008-09	1,09,809	96,785	-13,024	-11.9	0.9		6.6	
2009-10	1,19,166	1,04,009	-15,157	-12.7	8.5		7.5	
2010-11	1,22,287	1,10,256	-12,031	-9.8	2.6		6.0	
2011-12	1,30,006	1,16,191	-13,815	-10.6	6.3		5.4	
2012-13	1,35,453	1,23,294	-12,159	-9.0	4.2		6.1	
2013-14	1,35,918	1,29,815	-6,103	-4.5	0.3		5.3	
2014-15	1,48,166	1,41,160	-7,006	-4.7	9.0	6.0	8.7	6.3
2015-16	1,53,366	1,48,463	-4,903	-3.2	3.5		5.2	
2016-17	1,59,542	1,56,934	-2,608	-1.6	4.0		5.7	
2017-18	1,64,066	1,60,752	-3,314	-2.0	2.8		2.4	
2018-19	1,77,022	1,75,528	-1,494	-0.8	7.9		9.2	
2019-20	1,83,804	1,82,533	-1,271	-0.7	3.8		4.0	
2020-21	1,90,198	1,89,395	-802	-0.4	3.5		3.8	
2021-22	2,03,014	2,00,539	-2,475	-1.2	6.7		5.9	
2022-23	2,15,888	2,07,231	-8,657	-4.0	6.3		3.3	
2023-24	2,43,271	2,39,931	-3,340	-1.4	12.7		15.8	
2024-25 (Upto August)	2,49,856	2,49,854	-2	-0.001	4.6		5.7	

### Peak Demand, Peak Demand Met(GW) & Shortages(%)



### Peak Shortages



## Section G - Growth of Power Sector

S.No.	Contents	Page
1	Growth of Rural Electrification & Pump Sets Energisation	31
2	Growth of Installed Capacity since 6th Plan(1980-85)	32
3	Progress of Transmission Sector since 6th Plan(1980-85)	33
4	All India Yearly Coal consumption for Power Generation (Utilities)	31
5	All India Annual Per Capita Consumption of Electricity since -2006	
6	Average cost of power supply & Average revenue realisation (Paisa/kWh)	

<b>1. Growth Of Rural Electrification &amp; Pumpsets Energisation.</b>		
<b>Plan Year</b>	<b>Villages Electricfied (Nos.)</b>	<b>Pump Sets Energised</b>
9th Plan (1997-2002)	13409	1576036
10th Plan (2002-2007)	44517	2314176
11th Plan (2007-2012)	74575	2963615
12th Plan (2012 -2017)	596556	21212860
2017-18	597464	21509075
2018-19	100% villages electrified in 2017-2018	21798964
2019-20		22044042
2020-21		22089217
2021-22		Under Process
Total upto 31.03.2023		Under Process

#

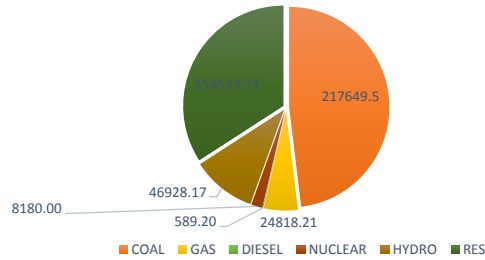
## 2. Growth of Installed Capacity Since 6th Plan(1980-85)

(In MW)

Plan / Year	Thermal				Nuclear	Hydro	RES (MNRE)*	Total
	Coal	Gas	Diesel	Total				
End of 6th Plan(March-1985)	26310.83	541.50	177.37	27029.70	1095	14460.02	0	42584.72
End of 7th Plan (March-1990)	41237.48	2343.00	165.09	43745.57	1565	18307.63	18.14	63636.34
End of 8th Plan (March-1997)	54154.48	6561.90	293.9	61010.28	2225	21658.08	902.01	85795.37
End of 9th Plan(March-2002)	62130.88	11163.10	1134.83	74428.81	2720	26268.76	1628.39	105045.96
End of 10th Plan (March-2007)	71121.38	13691.71	1201.75	86014.84	3900	34653.77	7760.6	132329.21
End of 11th Plan(March-2012)	112022.38	18381.05	1199.75	131603.18	4780	38990.4	24503.45	199877.03
End of 12th Plan(March-2017)	<b>192162.88</b>	<b>25329.38</b>	<b>837.63</b>	<b>218329.88</b>	<b>6780</b>	<b>44478.42</b>	<b>57244</b>	<b>326832.30</b>
<b>Up to Sep-2024</b>	<b>217649.50</b>	<b>24818.21</b>	<b>589.20</b>	<b>243056.91</b>	<b>8180.00</b>	<b>46928.17</b>	<b>154529.74</b>	<b>452694.82</b>

\*RES as on 30-09-2024

**Total Installed Capacity =452694.82**



3. Progress of Transmission Sector in the Country up to Sep-2024

1. TRANSMISSION LINES

(All fig. in CKM)

At the end of	± 800 kV HVDC				± 500 kV HVDC				± 320 kV HVDC				765 kV				400 kV				220 kV				Grand Total			
	Central	State	JV/Private	Total	Central	State	JV/Private	Total	Central	State	JV/Private	Total	Central	State	JV/Private	Total	Central	State	JV/Private	Total	Central	State	JV/Private	Total	Central	State	JV/Private	Total
6th plan (1980-85)	0	0	0	0	0	0	0	0	0	0	0	0	0	0	0	0	1831	4198	0	6029	1641	44364	0	46005	3472	48562	0	52034
7th plan (1985-90)	0	0	0	0	0	0	0	0	0	0	0	0	0	0	0	0	13068	6756	0	19824	4560	55071	0	59631	17628	61827	0	79455
8th plan (1992-97)	0	0	0	0	1634	0	0	1634	0	0	0	0	0	0	0	0	23001	13141	0	36142	6564	73036	0	79600	31199	86177	0	117376
9th plan (1997-2002)	0	0	0	0	3234	1504	0	4738	0	0	0	0	751	409	0	1160	29345	20033	0	49378	8687	88306	0	96993	42017	110252	0	152269
10th plan (2002-2007)	0	0	0	0	4368	1504	0	5872	0	0	0	0	1775	409	0	2184	48708	24730	0	73438	9444	105185	0	114629	64295	131828	0	196123
11th Plan (2007-2012)	0	0	0	0	5948	1504	1980	9432	0	0	0	0	4839	411	0	5250	71023	30191	5605	106819	10140	125010	830	135980	91950	157116	8415	257481
12th Plan (2012-2017)	6124	0	0	6124	5948	1504	1980	9432	0	0	0	0	25465	1177	4598	31240	92482	48240	17065	157787	11014	151276	978	163268	141033	202197	24621	367851
2018-19	6124	0	0	6124	5948	1504	1980	9432	0	0	0	0	33692	1512	6605	41809	101335	58238	21173	180746	11734	162552	1010	175296	158833	223806	30768	413407
2019-20	6124	0	0	6124	5948	1504	1980	9432	0	0	0	0	36427	1512	6914	44853	102855	59934	21732	184521	11968	167163	1010	180141	163322	230113	31636	425071
2020-21	9655	0	0	9655	5948	504+30	1980	9432	288	0	0	288	36967	1512	7611	46090	105648	61339	22923	189910	11982	173415	1049	186446	170488	237770	33563	441821
2021-22	9655	0	0	9655	5948	1504	1980	9432	288	0	0	288	39304	2833	8886	51023	107855	63195	22928	193978	12114	179177	1049	192340	175164	246709	34843	456716
2022-23	9655	0	0	9655	5948	1504	1980	9432	288	0	0	288	39586	2833	10259	52678	109330	64887	23533	197750	14283	184301	2954	201538	179090	253525	38726	471341
Upto September 2024	9655	0	0	9655	5948	1504	1980	9432	288	0	0	288	40219	2846	12137	55202	113023	67217	24912	205152	14352	191392	3379	209123	183485	262959	42408	488852

Inter-regional Power Transfer Capacity (MW)	
IR at the end of 11th Plan(2007-2012)	27,150
IR at the end of 12th Plan(2012-2021)	75,050
Inter-regional Transmission Capacity added during Period (2017-2022)	37200*
Inter-regional Transmission capacity (cumulative) (as on Sept-2024)	1,18,740*

\*the Inter-Regional capacity of the National Grid has been enhanced from 1,12,250MW to 1,12,340MW (90MW increased due to rectoring of Alipurduar (ER) - Salakati (NER) 220 KV D/C Line).



**4. All India yearly Coal Consumption for Power Generation (Utilities)**

YEAR	Coal Consumption Million Tonnes
2004-05	278.00
2005-06	281.00
2006-07	302.00
2007-08	330.00
2008-09	355.00
2009-10	367.00
2010-11	387.00
2011-12	417.56
2012-13	454.60
2013-14	489.40
2014-15	530.40
2015-16	545.90
2016-17	574.30
2017-18	608.00
2018-19	628.90
2019-20	622.20
2020-21	615.44
2021-22	697.34
2022-23	776.79

45536

**5. All India Annual per Capita consumption of Electricity Since 2006**

Year	Per Capita Consumption ( kWh)#
2005-06	631.4
2006-07	671.9
2007-08	717.1
2008-09	733.5
2009-10	778.6
2010-11	818.8
2011-12	883.63
2012-13	914.41
2013-14	957
2014-15	1010
2015-16	1075
2016-17	1122
2017-18	1149
2018-19	1181
2019-20	1208
2020-21	1161
2021-22	1255
2022-23	1331*

# (GrossGen.+ Net Import) / Mid-year population

**6. Average cost of power supply & average revenue realization ( paise/kWh )**

Year	cost of supply (paise/unit)	Realization(paise/unit)	
		Including Agriculture	Only Agriculture
2004-05	254	209	75.68
2005-06	260	221	76.36
2006-07	276	227	74.23
2007-08	293	239	77.27
2008-09	340	263	87.13
2009-10	355	268	88.70
2010-11	398	303	119.75
2011-12	455	330	135.14
2012-13	501	376	148.67
2013-14	519	Data Not Available	
2014-15	521		
2015-16	531		
2016-17	538		
2017-18	550		
2018-19	600		
2019-20	614		
2020-21	619		
2021-22	Under process		
2022-23	Under process		

Source:- PFC Reports on the performance of State Power Utilities  
\*:-provisional

## SECTION H: RATE OF SALE OF POWER

SN	Contents	Page
1	Rate of sale of power	32-47
2	Outstanding dues of Power Utilities Payable to CPSUs on Monthly basis	48

**RATE OF SALE OF POWER FOR THE YEAR 2021-22**

S.No.	Name of Utility/Power Station	Region	SECTOR	UTILITY	Energy Source- Coal/Gas/ Naptha/LSHS/ Diesel/Hydro	State where the unit is located	Installed Capacity(M W)	Net Gen (Mkwh).	Unit of Cost of Gen.(Paise/Kwh)	Fixed Charges (Paise/Kwh ) (i)	Energy Charges (Paise/K wh) (ii)	Rate of Sale of Power as approved by CERC/SERC (Paise/Kwh) iii=( i+ii)
1	BHAKRA (RB+LB)+GANGUWAL+KOTLA	NORTHERN REGION	CENTRAL SECTOR	BBMB	HYDRO-HYDRO	HP(Bhakhra)/PUNJAB(kotla & Gungwal)	1550.73	5516.43	48.59	0.00	0.00	80.98
2	DEHAR H P S	NORTHERN REGION	CENTRAL SECTOR	BBMB	HYDRO-HYDRO	HIMACHAL PRADESH	990.00	3081.12	76.77	0.00	0.00	80.98
3	PONG H P S	NORTHERN REGION	CENTRAL SECTOR	BBMB	HYDRO-HYDRO	HIMACHAL PRADESH	396.00	1088.30	37.13	0.00	0.00	80.98
4	BAIRA SIUL HPS	NORTHERN REGION	CENTRAL SECTOR	NHPC LTD.	HYDRO-HYDRO	HIMACHAL PRADESH	180.00	574.37	193.85	111.74	111.74	223.47
5	CHAMERA- I HPS	NORTHERN REGION	CENTRAL SECTOR	NHPC LTD.	HYDRO-HYDRO	HIMACHAL PRADESH	540.00	1868.89	134.62	114.11	114.11	228.23
6	CHAMERA- II HPS	NORTHERN REGION	CENTRAL SECTOR	NHPC LTD.	HYDRO-HYDRO	HIMACHAL PRADESH	300.00	1331.91	102.31	100.47	100.47	200.95
7	CHAMERA- III HPS	NORTHERN REGION	CENTRAL SECTOR	NHPC LTD.	HYDRO-HYDRO	HIMACHAL PRADESH	231.00	985.29	257.59	197.01	197.01	394.01
8	PARBATI - III HPS	NORTHERN REGION	CENTRAL SECTOR	NHPC LTD.	HYDRO-HYDRO	HIMACHAL PRADESH	520.00	597.34	208.02	153.93	153.93	307.85
9	DHAULI GANGA HPS	NORTHERN REGION	CENTRAL SECTOR	NHPC LTD.	HYDRO-HYDRO	UTTARAKHAND	280.00	1188.62	149.64	123.05	123.05	246.10
10	CHUTAK	NORTHERN REGION	CENTRAL SECTOR	NHPC LTD.	HYDRO-HYDRO	UT of Ladakh	44.00	165.67	583.52	442.04	442.04	884.07
11	DULHASTI HPS	NORTHERN REGION	CENTRAL SECTOR	NHPC LTD.	HYDRO-HYDRO	JAMMU & KASHMIR	390.00	2089.61	208.87	224.28	224.28	448.56
12	SALAL HPS	NORTHERN REGION	CENTRAL SECTOR	NHPC LTD.	HYDRO-HYDRO	JAMMU & KASHMIR	690.00	3271.05	85.15	61.57	61.57	123.14
13	TANAKPUR HPS	NORTHERN REGION	CENTRAL SECTOR	NHPC LTD.	HYDRO-HYDRO	UTTARAKHAND	94.20	491.43	276.72	164.84	164.84	329.68
14	URI HPS -I	NORTHERN REGION	CENTRAL SECTOR	NHPC LTD.	HYDRO-HYDRO	JAMMU & KASHMIR	480.00	2857.45	69.17	82.22	82.22	164.44
15	URI HPS - II	NORTHERN REGION	CENTRAL SECTOR	NHPC LTD.	HYDRO-HYDRO	JAMMU & KASHMIR	240.00	1563.34	285.37	213.15	213.15	426.30
16	NIMMO-BAZGO	NORTHERN REGION	CENTRAL SECTOR	NHPC LTD.	HYDRO-HYDRO	UT of Ladakh	45.00	225.89	588.21	456.95	456.95	913.90
17	SEWA - II	NORTHERN REGION	CENTRAL SECTOR	NHPC LTD.	HYDRO-HYDRO	JAMMU & KASHMIR	120.00	61.65	373.71	264.80	264.80	529.60
18	ANTA	NORTHERN REGION	CENTRAL SECTOR	NTPC LTD.	THERMAL-GAS	RAJASTHAN	419.33	42.00	0.00	71.00	571.00	642.00
19	AURAIYA CCPP	NORTHERN REGION	CENTRAL SECTOR	NTPC LTD.	THERMAL-GAS	UTTAR PRADESH	663.36	214.00	0.00	63.00	543.00	606.00
20	FARIDABAD	NORTHERN REGION	CENTRAL SECTOR	NTPC LTD.	THERMAL-GAS	HARYANA	431.59	127.60	0.00	75.00	446.00	521.00
21	GANDHAR	WESTERN REGION	CENTRAL SECTOR	NTPC LTD.	THERMAL-GAS	GUJARAT	657.39	254.00	0.00	104.00	622.00	726.00
22	DADRI COAL - I (NCTPP)	NORTHERN REGION	CENTRAL SECTOR	NTPC LTD.	THERMAL-COAL	UTTAR PRADESH	840.00	1248.00	0.00	97.00	319.00	416.00
	DADRI COAL - II (NCTPP)	NORTHERN REGION	CENTRAL SECTOR	NTPC LTD.	THERMAL-COAL	UTTAR PRADESH	980.00	3895.00	0.00	136.00	332.00	468.00
24	DADRI	NORTHERN REGION	CENTRAL SECTOR	NTPC LTD.	THERMAL-GAS	UTTAR PRADESH	829.78	564.00	0.00	50.00	748.00	798.00
25	FARIDABAD	NORTHERN REGION	CENTRAL SECTOR	NTPC LTD.	THERMAL-GAS/RLNG	HARYANA	431.59	127.60	0.00	75.00	446.00	521.00
26	RIHAND STPS I	NORTHERN REGION	CENTRAL SECTOR	NTPC LTD.	THERMAL-COAL	UTTAR PRADESH	1000.00	7074.00	0.00	84.00	142.00	227.00
27	RIHAND STPS II	NORTHERN REGION	CENTRAL SECTOR	NTPC LTD.	THERMAL-COAL	UTTAR PRADESH	1000.00	6073.00	0.00	75.00	143.00	218.00
28	RIHAND STPS III	NORTHERN REGION	CENTRAL SECTOR	NTPC LTD.	THERMAL-COAL	UTTAR PRADESH	1000.00	7237.00	0.00	144.00	140.00	284.00
29	SINGRAULI STPS	NORTHERN REGION	CENTRAL SECTOR	NTPC LTD.	THERMAL-COAL	UTTAR PRADESH	2000.00	12693.00	0.00	66.00	152.00	217.00
30	TANDA I TPS	NORTHERN REGION	CENTRAL SECTOR	NTPC LTD.	THERMAL-COAL	UTTAR PRADESH	440.00	1288.00	0.00	126.00	366.00	492.00
31	TANDA II TPS	NORTHERN REGION	CENTRAL SECTOR	NTPC LTD.	THERMAL-COAL	UTTAR PRADESH	1320.00	6013.00	0.00	147.00	279.00	426.00
32	FGUTPS UNCHAHAH I	NORTHERN REGION	CENTRAL SECTOR	NTPC LTD.	THERMAL-COAL	UTTAR PRADESH	420.00	1710.00	0.00	108.00	328.00	436.00
33	FGUTPS UNCHAHAH II	NORTHERN REGION	CENTRAL SECTOR	NTPC LTD.	THERMAL-COAL	UTTAR PRADESH	420.00	2106.00	0.00	107.00	333.00	440.00
34	FGUTPS UNCHAHAH III	NORTHERN REGION	CENTRAL SECTOR	NTPC LTD.	THERMAL-COAL	UTTAR PRADESH	210.00	1110.00	0.00	135.00	330.00	464.00
35	FGUTPS UNCHAHAH IV	NORTHERN REGION	CENTRAL SECTOR	NTPC LTD.	THERMAL-COAL	UTTAR PRADESH	500.00	2573.00	0.00	167.00	309.00	476.00
36	KOLDAM	NORTHERN REGION	CENTRAL SECTOR	NTPC LTD.	HYDRO-HYDRO	HIMACHAL PRADESH	800.00	2634.00	0.00	245.00	245.00	490.00
37	NARORA A.P.S. 1 & 2	NORTHERN REGION	CENTRAL SECTOR	NPCL	NUCLEAR-NUCLEAR	UTTAR PRADESH	440.00	3217.00	301.64	0.00	0.00	299.14
38	RAJASTHAN(Kawatomata)	NORTHERN REGION	CENTRAL SECTOR	NPCL	NUCLEAR-NUCLEAR	RAJASTHAN	640.00	7418.00	333.11	0.00	0.00	334.39
39	RAJASTHAN(Kawatomata Atomic Power Station)	NORTHERN REGION	CENTRAL SECTOR	NPCL	NUCLEAR-NUCLEAR	RAJASTHAN	440.00		390.52	0.00	0.00	392.48
40	NIHPS	NORTHERN REGION	CENTRAL SECTOR	SJNL	HYDRO-HYDRO	HIMACHAL PRADESH	1500.00	7067.37	91.00	118.20	118.20	236.40
41	RAMPUR HPS	NORTHERN REGION	CENTRAL SECTOR	SJNL	HYDRO-HYDRO	HIMACHAL PRADESH	412.02	1981.19	239.00	208.50	208.50	417.00
42	TEHRI HPP	NORTHERN REGION	CENTRAL SECTOR	THDC	HYDRO-HYDRO	UTTARAKHAND	1000.00	2702.97	156.00	192.00	195.00	387.00
43	KOTESHWAR HEP	NORTHERN REGION	CENTRAL SECTOR	THDC	HYDRO-HYDRO	UTTARAKHAND	400.00	1016.94	290.00	231.00	230.00	461.00
44	DHUKWAN SHP (24MW)	NORTHERN REGION	CENTRAL SECTOR	THDC	HYDRO-HYDRO	UTTAR PRADESH	24.00	56.94	0.00	0.00	0.00	487.00
45	E.C.G. HEP. V Nagar	EASTERN REGION	STATE SECTOR	BIHAR STATE HEPCL	HYDRO-HYDRO	BIHAR	15.00	13.10	215.00	0.00	0.00	266.00
46	S.E.L.C. BARUN	EASTERN REGION	STATE SECTOR	BIHAR STATE HEPCL	HYDRO-HYDRO	BIHAR	3.30	1.06	118.00	0.00	0.00	266.00
47	SONE WEST CANAL HPS, Dehri	EASTERN REGION	STATE SECTOR	BIHAR STATE HEPCL	HYDRO-HYDRO	BIHAR	6.60	1.97	339.00	0.00	0.00	266.00
48	DHELABAGH	EASTERN REGION	STATE SECTOR	BIHAR STATE HEPCL	HYDRO-HYDRO	BIHAR	1.00	0.66	289.00	0.00	0.00	266.00
49	NASHRIGANJ	EASTERN REGION	STATE SECTOR	BIHAR STATE HEPCL	HYDRO-HYDRO	BIHAR	1.00	0.89	185.00	0.00	0.00	266.00
50	JAINAGARA	EASTERN REGION	STATE SECTOR	BIHAR STATE HEPCL	HYDRO-HYDRO	BIHAR	1.00	0.46	233.00	0.00	0.00	266.00
51	BELSAR	EASTERN REGION	STATE SECTOR	BIHAR STATE HEPCL	HYDRO-HYDRO	BIHAR	1.00	0.62	216.00	0.00	0.00	266.00
52	ARWAL	EASTERN REGION	STATE SECTOR	BIHAR STATE HEPCL	HYDRO-HYDRO	BIHAR	0.50	0.19	801.00	0.00	0.00	266.00
53	AGNOOR	EASTERN REGION	STATE SECTOR	BIHAR STATE HEPCL	HYDRO-HYDRO	BIHAR	1.00	0.00	324.00	0.00	0.00	266.00
54	SRIKHINDA	EASTERN REGION	STATE SECTOR	BIHAR STATE HEPCL	HYDRO-HYDRO	BIHAR	0.70	0.66	226.00	0.00	0.00	266.00
55	KATAYIA	EASTERN REGION	STATE SECTOR	BIHAR STATE HEPCL	HYDRO-HYDRO	BIHAR	19.20	8.39	452.00	0.00	0.00	266.00
56	SEBARI	EASTERN REGION	STATE SECTOR	BIHAR STATE HEPCL	HYDRO-HYDRO	BIHAR	1.00	0.78	247.00	0.00	0.00	266.00
57	TRIVENI	EASTERN REGION	STATE SECTOR	BIHAR STATE HEPCL	HYDRO-HYDRO	BIHAR	3.00	2.31	113.00	0.00	0.00	266.00

**RATE OF SALE OF POWER FOR THE YEAR 2021-22**

58	MTPS STAGE - I, MUZAFFARPUR	EASTERN REGION	CENTRAL SECTOR	KANTI BIJLEE UTPADAN N LTD	THERMAL-COAL	BIHAR	220.00	229.20	316.40	122.00	316.00	438.40
59	MTPS STAGE - II, MUZAFFARPUR	EASTERN REGION	CENTRAL SECTOR	KANTI BIJLEE UTPADAN N LTD	THERMAL-COAL	BIHAR	390.00	2338.85	270.20	273.40	270.20	543.60
60	BALIMELA HPS.	EASTERN REGION	STATE SECTOR	ODISHA HPCL	HYDRO-HYDRO	ODISHA	510.00	1001.96	83.19	38.00	38.00	75.99
61	HIRAKUD HEP/HHEP Burla	EASTERN REGION	STATE SECTOR	ODISHA HPCL	HYDRO-HYDRO	ODISHA	275.50	700.71	103.43	42.76	42.76	85.52
62	CHIPLIMA HEP	EASTERN REGION	STATE SECTOR	ODISHA HPCL	HYDRO-HYDRO	ODISHA	72.00	263.24	99.49	17.95	17.95	35.91
63	RENGALI HPS.	EASTERN REGION	STATE SECTOR	ODISHA HPCL	HYDRO-HYDRO	ODISHA	250.00	837.92	79.72	33.29	33.29	66.58
64	UPPER INDRAVATI HPS./Mukhiguda	EASTERN REGION	STATE SECTOR	ODISHA HPCL	HYDRO-HYDRO	ODISHA	600.00	1124.79	85.15	85.52	85.52	171.04
65	UPPER KOLAB HPS./UKHEP Bariniput	EASTERN REGION	STATE SECTOR	ODISHA HPCL	HYDRO-HYDRO	ODISHA	320.00	440.01	159.00	33.32	33.32	66.65
66	CHUZACHEN HEP	EASTERN REGION	PRIVATE SECTOR	GATI INFRA. PVT	HYDRO-HYDRO	SIKKIM	110.00	514.21	33.00	0.00	0.00	384.00
67	TENUGHAT TPS	EASTERN REGION	STATE SECTOR	TENUGHAT VIDYUT NIGAM LTD	THERMAL-COAL	JHARKHAND	420.00	1594.51	473.18	113.00	266.00	379.00
68	DURGAPUR PROJECTS LIMITED	EASTERN REGION	STATE SECTOR	DPL	THERMAL-COAL	WEST BENGAL	550.00	2567.61	564.00	25.87	156.59	182.45
69	KOLAGHAT THERMAL POWER STATION	EASTERN REGION	STATE SECTOR	WEST BENGAL PDCL	THERMAL-COAL	WEST BENGAL	1260.00	3789.46	457.96	63.51	278.41	341.92
70	BAKRESHWAR THERMAL POWER PLANT	EASTERN REGION	STATE SECTOR	WEST BENGAL PDCL	THERMAL-COAL	WEST BENGAL	1050.00	7597.90	337.53	110.35	180.15	290.50
71	BANDEL THERMAL POWER STATION	EASTERN REGION	STATE SECTOR	WEST BENGAL PDCL	THERMAL-COAL	WEST BENGAL	335.00	1558.55	445.12	95.43	233.98	329.41
72	SANTHALDIH THERMAL POWER STATION	EASTERN REGION	STATE SECTOR	WEST BENGAL PDCL	THERMAL-COAL	WEST BENGAL	500.00	3583.45	388.13	131.94	194.97	326.91
73	SAGARDIGHI THERMAL POWER PROJECT	EASTERN REGION	STATE SECTOR	WEST BENGAL PDCL	THERMAL-COAL	WEST BENGAL	1600.00	10984.59	639.16	238.71	353.03	591.74
74	JALDHAKA H E P	EASTERN REGION	STATE SECTOR	WEST BENGAL SEDCL	HYDRO-HYDRO	WEST BENGAL	44.00	176.41	162.00	0.00	0.00	689.00
75	RAMAM H E P	EASTERN REGION	STATE SECTOR	WEST BENGAL SEDCL	HYDRO-HYDRO	WEST BENGAL	51.00	265.63	128.00	0.00	0.00	689.00
76	TEESTA CANAL FALLS	EASTERN REGION	STATE SECTOR	WEST BENGAL SEDCL	HYDRO-HYDRO	WEST BENGAL	67.50	71.74	454.00	0.00	0.00	689.00
77	PURULIA PUMPED STORAGE PROJECT	EASTERN REGION	STATE SECTOR	WEST BENGAL SEDCL	HYDRO-HYDRO	WEST BENGAL	900.00	1163.28	268.00	0.00	0.00	689.00
78	MINI MICRO	EASTERN REGION	STATE SECTOR	WEST BENGAL SEDCL	HYDRO-HYDRO	WEST BENGAL	12.60	32.83	287.00	0.00	0.00	689.00
79	PANIPAT TPS - Unit 6	NORTHERN REGION	STATE SECTOR	HPGCL	THERMAL-COAL	HARYANA	210.00	173.51	579.00	174.00	381.00	555.00
80	PANIPAT PTSP -Unit 7	NORTHERN REGION	STATE SECTOR	HPGCL	THERMAL-COAL	HARYANA	250.00	1255.85	539.00	137.00	376.00	513.00
81	PANIPAT PTSP Unit 8	NORTHERN REGION	STATE SECTOR	HPGCL	THERMAL-COAL	HARYANA	250.00	1062.90	539.00	138.00	376.00	514.00
82	DCRTPP UNIT 1	NORTHERN REGION	STATE SECTOR	HPGCL	THERMAL-COAL	HARYANA	300.00	392.63	257.00	73.00	366.00	439.00
83	DCRTPP UNIT 2	NORTHERN REGION	STATE SECTOR	HPGCL	THERMAL-COAL	HARYANA	300.00	1460.82	442.00	93.00	368.00	461.00
84	RGTPP UNIT 1 HISSAR	NORTHERN REGION	STATE SECTOR	HPGCL	THERMAL-COAL	HARYANA	600.00	2521.53	445.00	84.00	370.00	454.00
85	WYC HYDEL STATION	NORTHERN REGION	STATE SECTOR	HPGCL	HYDRO-HYDRO	HARYANA	62.40	253.79	113.00	103.00	0.00	103.00
86	GIRI POWER HOUSE	NORTHERN REGION	STATE SECTOR	HPSEB	HYDRO-HYDRO	HIMACHAL PRADESH	60.00	227.02	76.00	37.00	37.00	74.00
87	ANDHRA POWER HOUSE	NORTHERN REGION	STATE SECTOR	HPSEB	HYDRO-HYDRO	HIMACHAL PRADESH	16.95	71.04	150.00	67.00	67.00	134.00
88	BHABA POWER HOUSE/SAL-II	NORTHERN REGION	STATE SECTOR	HPSEB	HYDRO-HYDRO	HIMACHAL PRADESH	120.00	640.04	63.00	46.00	46.00	92.00
89	GHANVI POWER HOUSE	NORTHERN REGION	STATE SECTOR	HPSEB	HYDRO-HYDRO	HIMACHAL PRADESH	22.50	98.41	169.00	225.00	225.00	450.00
90	BASSI POWER HOUSE	NORTHERN REGION	STATE SECTOR	HPSEB	HYDRO-HYDRO	HIMACHAL PRADESH	66.00	317.36	79.00	30.00	30.00	60.00
91	BINWA POWER HOUSE	NORTHERN REGION	STATE SECTOR	HPSEB	HYDRO-HYDRO	HIMACHAL PRADESH	6.00	31.46	155.00	114.00	114.00	228.00
92	GAJ POWER HOUSE	NORTHERN REGION	STATE SECTOR	HPSEB	HYDRO-HYDRO	HIMACHAL PRADESH	10.50	40.61	228.00	144.00	144.00	288.00
93	BANER POWER HOUSE	NORTHERN REGION	STATE SECTOR	HPSEB	HYDRO-HYDRO	HIMACHAL PRADESH	12.00	40.17	191.00	109.00	109.00	218.00
94	HOLI POWER HOUSE	NORTHERN REGION	STATE SECTOR	HPSEB	HYDRO-HYDRO	HIMACHAL PRADESH	3.00	7.36	0.00	225.00	225.00	450.00
95	THIROT POWER HOUSE	NORTHERN REGION	STATE SECTOR	HPSEB	HYDRO-HYDRO	HIMACHAL PRADESH	4.50	6.87	0.00	225.00	225.00	450.00
96	KHAULI POWER HOUSE	NORTHERN REGION	STATE SECTOR	HPSEB	HYDRO-HYDRO	HIMACHAL PRADESH	12.00	53.55	231.00	225.00	225.00	450.00
97	LARIJ POWER HOUSE	NORTHERN REGION	STATE SECTOR	HPSEB	HYDRO-HYDRO	HIMACHAL PRADESH	126.00	579.20	153.00	61.00	61.00	122.00
98	NOGLI POWER HOUSE	NORTHERN REGION	STATE SECTOR	HPSEB	HYDRO-HYDRO	HIMACHAL PRADESH	2.50	4.70	580.00	171.00	171.00	342.00
99	CHABA POWER HOUSE	NORTHERN REGION	STATE SECTOR	HPSEB	HYDRO-HYDRO	HIMACHAL PRADESH	1.75	5.65	376.00	155.00	155.00	310.00
100	RUKTI POWER HOUSE	NORTHERN REGION	STATE SECTOR	HPSEB	HYDRO-HYDRO	HIMACHAL PRADESH	1.50	4.51	183.00	41.00	41.00	82.00
101	SAL-II POWER HOUSE	NORTHERN REGION	STATE SECTOR	HPSEB	HYDRO-HYDRO	HIMACHAL PRADESH	2.00	0.00	0.00	225.00	225.00	450.00
102	RONG-TONG	NORTHERN REGION	STATE SECTOR	HPSEB	HYDRO-HYDRO	HIMACHAL PRADESH	2.00	1.04	0.00	182.00	182.00	364.00
103	BHABA AUGUMENTATION	NORTHERN REGION	STATE SECTOR	HPSEB	HYDRO-HYDRO	HIMACHAL PRADESH	4.50	11.08	186.00	225.00	225.00	450.00
104	BS CHAMBA	NORTHERN REGION	STATE SECTOR	HPSEB	HYDRO-HYDRO	HIMACHAL PRADESH	0.45	1.43	207.00	148.00	148.00	296.00
105	GHANVI II	NORTHERN REGION	STATE SECTOR	HPSEB	HYDRO-HYDRO	HIMACHAL PRADESH	10.00	46.41	0.95	0.00	0.00	450.00
106	GUMMA	NORTHERN REGION	STATE SECTOR	HPSEB	HYDRO-HYDRO	HIMACHAL PRADESH	3.00	5.24	828.00	225.00	225.00	450.00
107	INDRAPRASTHA GAS TURBINE POWER STATION	NORTHERN REGION	STATE SECTOR	IPGCL	THERMAL-GAS	DELHI	270.00	208.28	1494.00	82.00	852.00	934.00
108	PRAGATI POWER STATION-I	NORTHERN REGION	STATE SECTOR	PPCL	THERMAL-GAS	DELHI	330.00	1491.71	946.00	84.00	892.00	956.00
109	PRAGATI POWER STATION-III, BAWANA,DELHI	NORTHERN REGION	STATE SECTOR	PPCL	THERMAL-GAS	DELHI	1371.20	3084.37	485.00	132.00	315.00	447.00
110	LOWER JHELMUM	NORTHERN REGION	STATE SECTOR	J&KPDC	HYDRO-HYDRO	JAMMU & KASHMIR	105.00	621.47	0.00	0.00	0.00	51.00
111	UPPER SINDH -I SUMBAL	NORTHERN REGION	STATE SECTOR	J&KPDC	HYDRO-HYDRO	JAMMU & KASHMIR	22.60	64.14	0.00	0.00	0.00	63.00
112	UPPER SINDH -II KANGAN	NORTHERN REGION	STATE SECTOR	J&KPDC	HYDRO-HYDRO	JAMMU & KASHMIR	105.00	254.43	0.00	0.00	0.00	85.00
113	GANDERRBAL	NORTHERN REGION	STATE SECTOR	J&KPDC	HYDRO-HYDRO	JAMMU & KASHMIR	15.00	11.55	0.00	0.00	0.00	47.00
114	KARNAH MPH	NORTHERN REGION	STATE SECTOR	J&KPDC	HYDRO-HYDRO	JAMMU & KASHMIR	2.00	8.12	0.00	0.00	0.00	310.00
115	CHENANI I	NORTHERN REGION	STATE SECTOR	J&KPDC	HYDRO-HYDRO	JAMMU & KASHMIR	23.30	61.29	0.00	0.00	0.00	66.00
116	CHENANI II	NORTHERN REGION	STATE SECTOR	J&KPDC	HYDRO-HYDRO	JAMMU & KASHMIR	2.00	3.91	0.00	0.00	0.00	93.00
117	CHENANI III UDHAMPUR	NORTHERN REGION	STATE SECTOR	J&KPDC	HYDRO-HYDRO	JAMMU & KASHMIR	7.50	0.00	0.00	0.00	0.00	142.00
118	IQBAL MHP KARGIL	NORTHERN REGION	STATE SECTOR	J&KPDC	HYDRO-HYDRO	JAMMU & KASHMIR	3.75	0.90	0.00	0.00	0.00	185.00

RATE OF SALE OF POWER FOR THE YEAR 2021-22												
119	IGO MERCELLONG	NORTHERN REGION	STATE SECTOR	J&KPDC	HYDRO-HYDRO	JAMMU & KASHMIR	3.00	4.02	0.00	0.00	0.00	297.00
120	PAHALGAM MHP	NORTHERN REGION	STATE SECTOR	J&KPDC	HYDRO-HYDRO	JAMMU & KASHMIR	4.50	6.61	0.00	0.00	0.00	329.00
121	MARPACHOO	NORTHERN REGION	STATE SECTOR	J&KPDC	HYDRO-HYDRO	JAMMU & KASHMIR	0.75	0.39	0.00	0.00	0.00	298.00
122	HAFTAL	NORTHERN REGION	STATE SECTOR	J&KPDC	HYDRO-HYDRO	JAMMU & KASHMIR	1.00	0.65	0.00	0.00	0.00	287.00
123	SANIAK	NORTHERN REGION	STATE SECTOR	J&KPDC	HYDRO-HYDRO	JAMMU & KASHMIR	1.26	0.66	0.00	0.00	0.00	350.00
124	SEWA-III	NORTHERN REGION	STATE SECTOR	J&KPDC	HYDRO-HYDRO	JAMMU & KASHMIR	9.00	0.00	0.00	0.00	0.00	202.00
125	BHADERWAH	NORTHERN REGION	STATE SECTOR	J&KPDC	HYDRO-HYDRO	JAMMU & KASHMIR	1.50	0.00	0.00	0.00	0.00	89.00
126	BAZGO	NORTHERN REGION	STATE SECTOR	J&KPDC	HYDRO-HYDRO	JAMMU & KASHMIR	0.30	0.32	0.00	0.00	0.00	333.00
127	SUMOOR	NORTHERN REGION	STATE SECTOR	J&KPDC	HYDRO-HYDRO	JAMMU & KASHMIR	0.10	0.12	0.00	0.00	0.00	354.00
128	HUNDER	NORTHERN REGION	STATE SECTOR	J&KPDC	HYDRO-HYDRO	JAMMU & KASHMIR	0.40	0.55	0.00	0.00	0.00	262.00
129	BAGLIHAR HEP I	NORTHERN REGION	STATE SECTOR	J&KPDC	HYDRO-HYDRO	JAMMU & KASHMIR	450.00	1588.63	0.00	0.00	0.00	629.00
130	STAKNA	NORTHERN REGION	STATE SECTOR	J&KPDC	HYDRO-HYDRO	JAMMU & KASHMIR	4.00	0.00	0.00	0.00	0.00	41.00
131	INDIRA GANDHI SUPER THERMAL POWER STATIONS, JGSTPS, JHAJJAR	NORTHERN REGION		APCPL	THERMAL-COAL	HARYANA	1500.00	6616.97	513.20	161.50	351.70	513.20
132	MAHATMA GANDHI TPP JHAJJAR POWER LIMITED	NORTHERN REGION	PRIVATE SECTOR	CLP INDIA PVT. LTD. (JHAJJAR POWER LTD)	THERMAL-COAL	HARYANA	1320.00	7242.11	431.00	95.00	355.67	450.67
133	BHEP-II	NORTHERN REGION	STATE SECTOR	J&KPDC	HYDRO-HYDRO	JAMMU & KASHMIR	450.00	1033.97	0.00	0.00	0.00	269.00
134	BHEP-I PTC	NORTHERN REGION	STATE SECTOR	J&KPDC	HYDRO-HYDRO	JAMMU & KASHMIR	450.00	1048.03	0.00	0.00	0.00	730.00
135	SHRINAGAR HEP	NORTHERN REGION	PRIVATE SECTOR	ALAKNANDA HPCL	HYDRO-HYDRO	UTTARAKHAND	330.00	1418.88	229.00	329.40	329.40	658.80
136	GAMA INFRAPROP 225 MW GAS BASED CCPP	NORTHERN REGION	PRIVATE SECTOR	GAMA INFRAPROP PVT.	THERMAL-GAS RLNG	UTTARAKHAND	214.00	353.68	462.90	133.90	468.90	602.80
137	JP BINA TPP	WESTERN REGION	PRIVATE SECTOR	JP POWER VENTURES LTD	THERMAL-COAL	MADHYA PRADESH	500.00	2292.94	310.00	193.10	310.40	503.50
138	JNSTPP(JAYPEE NIGRIE) SUPER THERMAL POWER PLANT	WESTERN REGION	PRIVATE SECTOR	JP POWER VENTURES LTD	THERMAL-COAL	MADHYA PRADESH	1320.00	7955.48	210.00	182.30	56.40	238.70
139	JAYPEE VISHNUPRAYAG HEP	NORTHERN REGION	PRIVATE SECTOR	JP POWER VENTURES LTD	HYDRO-HYDRO	UTTARAKHAND	400.00	1777.26	0.00	15.16	102.35	117.51
140	ANUPPUR THERMAL POWER STATION	WESTERN REGION	PRIVATE SECTOR	MB POWER	THERMAL-COAL	MADHYA PRADESH	1200.00	7260.00	0.00	185.00	244.00	429.00
141	ESSAR POWER MP LTD (Mahan Energy Ltd.) adani plant	WESTERN REGION	PRIVATE SECTOR	ESSAR POWER MP LTD	THERMAL-COAL	MADHYA PRADESH	1200.00	149.39	0.00	0.00	228.76	228.76
142	JHABHUA POWER LTD	WESTERN REGION	PRIVATE SECTOR	JHABUA POWER LTD	THERMAL-COAL	MADHYA PRADESH	600.00	3493.41	284.55	230.94	259.50	490.44
143	MALANA HEP	NORTHERN REGION	PRIVATE SECTOR	MALANA PCL	HYDRO-HYDRO	HIMACHAL PRADESH	86.00	243.92	198.43	0.00	0.00	467.08
144	MALANA STAGE- II HPS	NORTHERN REGION	PRIVATE SECTOR	EVEREST PPL	HYDRO-HYDRO	HIMACHAL PRADESH	100.00	300.30	0.00	194.90	194.90	389.80
145	KARCHAM WANGTOO HEP	NORTHERN REGION	PRIVATE SECTOR	JSW HYDRO ENERGY LTD.	HYDRO-HYDRO	HIMACHAL PRADESH	1045.00	4214.41	0.00	0.00	0.00	287.00
146	BASPA II HEP	NORTHERN REGION	PRIVATE SECTOR	JSW HYDRO ENERGY LTD.	HYDRO-HYDRO	HIMACHAL PRADESH	300.00	1305.88	0.00	0.00	0.00	219.00
147	ALLAIN DUHANGAN HEP	NORTHERN REGION	PRIVATE SECTOR	AD HYDRO POWER LTD.	HYDRO-HYDRO	HIMACHAL PRADESH	192.00	552.10	295.20	0.00	0.00	463.33
148	BERRA DOL SOLAR	NORTHERN REGION	STATE SECTOR	HPPCL	HYDRO-HYDRO	HIMACHAL PRADESH	5.00	8.03	0.00	0.00	0.00	431.00
149	KASHANG HEP	NORTHERN REGION	STATE SECTOR	HPPCL	HYDRO-HYDRO	HIMACHAL PRADESH	195.00	180.80	0.00	0.00	0.00	408.00
150	SAINI HEP	NORTHERN REGION	STATE SECTOR	HPPCL	HYDRO-HYDRO	HIMACHAL PRADESH	100.00	359.11	0.00	0.00	0.00	421.00
151	SAWRA KUDDU HEP	NORTHERN REGION	STATE SECTOR	HPPCL	HYDRO-HYDRO	HIMACHAL PRADESH	111.00	277.62	0.00	0.00	0.00	477.00
152	JSW ENERGY (BARMER) LTD/RAJ WESTPOWER LTD. RAJASTHAN	NORTHERN REGION	PRIVATE SECTOR	JSW ENERGY LTD.	THERMAL-LIG	RAJASTHAN	1080.00	6515.37	230.00	170.00	250.00	420.00
153	RAJPURA TPS	NORTHERN REGION	PRIVATE SECTOR	NABHA POWER LTD.(PSPCL)	THERMAL-COAL	PUNJAB	1400.00	9188.78	311.38	126.19	311.38	437.56
154	TALWANDI SABO POWER LTD.	NORTHERN REGION	PRIVATE SECTOR	TALWANDI SABO POWER LTD.	THERMAL-COAL	PUNJAB	1980.00	8259.00	418.00	114.30	358.40	472.70
155	KHAMBERKHERA	NORTHERN REGION	PRIVATE SECTOR	BAJAJ ENERGY PVT. LTD.	THERMAL-COAL	UTTAR PRADESH	90.00	185.00	393.00	185.00	389.00	574.00
156	BARKHERA	NORTHERN REGION	PRIVATE SECTOR	BAJAJ ENERGY PVT. LTD.	THERMAL-COAL	UTTAR PRADESH	90.00	185.00	407.00	183.00	388.00	571.00
157	MAQSOODAPUR	NORTHERN REGION	PRIVATE SECTOR	BAJAJ ENERGY PVT. LTD.	THERMAL-COAL	UTTAR PRADESH	90.00	184.00	390.00	183.00	379.00	562.00
158	UTRAULA	NORTHERN REGION	PRIVATE SECTOR	BAJAJ ENERGY PVT. LTD.	THERMAL-COAL	UTTAR PRADESH	90.00	224.00	384.00	189.00	367.00	556.00
159	KUNDARKHI	NORTHERN REGION	PRIVATE SECTOR	BAJAJ ENERGY PVT. LTD.	THERMAL-COAL	UTTAR PRADESH	90.00	259.00	363.00	184.00	356.00	540.00
160	LALITPUR PGCL	NORTHERN REGION	PRIVATE SECTOR	LALITPUR PGCL	THERMAL-COAL	UTTAR PRADESH	1980.00	9188.00	310.00	224.00	305.00	529.00
161	INDIRA SAGAR HPS	WESTERN REGION	CENTRAL SECTOR	NHDC LTD.	HYDRO-HYDRO	MADHYA PRADESH	1000.00	1679.76	145.00	160.18	173.18	333.36
162	OMKARESHWAR HPS	WESTERN REGION	CENTRAL SECTOR	NHDC LTD.	HYDRO-HYDRO	MADHYA PRADESH	520.00	923.27	165.00	193.37	204.89	398.26
163	SOLAPUR	WESTERN REGION	CENTRAL SECTOR	NTPC LTD.	THERMAL-COAL	MAHARASHTRA	1320.00	5106.00	0.00	172.00	367.00	539.00
164	KAWAS	WESTERN REGION	CENTRAL SECTOR	NTPC LTD.	THERMAL-GAS/RLNG	GUJARAT	656.20	135.00	0.00	85.00	957.00	1042.00
165	KORBA STPS I & II	WESTERN REGION	CENTRAL SECTOR	NTPC LTD.	THERMAL-COAL	CHHATTISGARH	2100.00	15871.00	0.00	73.00	138.00	210.00
166	KORBA III	WESTERN REGION	CENTRAL SECTOR	NTPC LTD.	THERMAL-COAL	CHHATTISGARH	500.00	3962.00	0.00	136.00	135.00	271.00
167	LARA	WESTERN REGION	CENTRAL SECTOR	NTPC LTD.	THERMAL-COAL	CHHATTISGARH	1600.00	10845.00	0.00	167.00	206.00	374.00
168	SIPAT STPS I	WESTERN REGION	CENTRAL SECTOR	NTPC LTD.	THERMAL-COAL	CHHATTISGARH	1980.00	12371.00	0.00	130.00	145.00	275.00
169	SIPAT STPS II	WESTERN REGION	CENTRAL SECTOR	NTPC LTD.	THERMAL-COAL	CHHATTISGARH	1000.00	7804.00	0.00	98.00	150.00	248.00
170	WINDHYACHAL STPS I	WESTERN REGION	CENTRAL SECTOR	NTPC LTD.	THERMAL-COAL	MADHYA PRADESH	1260.00	8774.00	0.00	87.00	162.00	249.00
171	WINDHYACHAL STPS II	WESTERN REGION	CENTRAL SECTOR	NTPC LTD.	THERMAL-COAL	MADHYA PRADESH	1000.00	6815.00	0.00	75.00	155.00	229.00
172	WINDHYACHAL STPS III	WESTERN REGION	CENTRAL SECTOR	NTPC LTD.	THERMAL-COAL	MADHYA PRADESH	1000.00	7075.00	0.00	105.00	153.00	258.00

**RATE OF SALE OF POWER FOR THE YEAR 2021-22**

173	VINDHYACHAL STPS IV	WESTERN REGION	CENTRAL SECTOR	NTPC LTD.	THERMAL-COAL	MADHYA PRADESH	1000.00	7315.00	0.00	157.00	152.00	308.00
174	VINDHYACHAL STPS V	WESTERN REGION	CENTRAL SECTOR	NTPC LTD.	THERMAL-COAL	MADHYA PRADESH	500.00	3467.00	0.00	167.00	157.00	324.00
175	GADARWARA	WESTERN REGION	CENTRAL SECTOR	NTPC LTD.	THERMAL-COAL	MADHYA PRADESH	1600.00	7368.00	0.00	208.00	310.00	518.00
176	KHARGONE	WESTERN REGION	CENTRAL SECTOR	NTPC LTD.	THERMAL-COAL	MADHYA PRADESH	1320.00	5964.00	0.00	181.00	297.00	479.00
177	MOUDA TPP STAGE I	WESTERN REGION	CENTRAL SECTOR	NTPC LTD.	THERMAL-COAL	MAHARASHTRA	1000.00	6049.00	0.00	188.00	334.00	522.00
178	MOUDA TPP STAGE II	WESTERN REGION	CENTRAL SECTOR	NTPC LTD.	THERMAL-COAL	MAHARASHTRA	1320.00	6656.00	0.00	148.00	345.00	494.00
179	RATNAGIRI GAS & POWER PVT. LTD.	WESTERN REGION	CENTRAL SECTOR	RGPPL	THERMAL-GAS	MAHARASHTRA	1967.08	3143.88	84.23	89.00	788.00	877.00
180	KAKRAPARA 1 & 2	WESTERN REGION	CENTRAL SECTOR	NPCL	NUCLEAR-NUCLEAR	GUJARAT	440.00	3139.00	228.55	0.00	0.00	228.13
181	TARAPUR 1, 2	WESTERN REGION	CENTRAL SECTOR	NPCL	NUCLEAR-NUCLEAR	MAHARASHTRA	320.00	0.00	241.27	0.00	0.00	192.39
182	GOINDWAL TPP(GVK)	NORTHERN REGION	PRIVATE SECTOR	GVK POWER (GOINDWAL SAHIB) LTD	THERMAL-COAL	PUNJAB	540.00	1705.98	471.00	161.00	471.00	632.00
183	G.G.S.S.T.PLANT ROPAR	NORTHERN REGION	STATE SECTOR	PUNJAB STATE POWER COR LTD.	THERMAL-COAL	PUNJAB	1260.00	1647.00	615.23	298.66	362.02	660.68
184	G.H.T.PLANT LEHRA MOHABAT	NORTHERN REGION	STATE SECTOR	PUNJAB STATE POWER COR LTD.	THERMAL-COAL	PUNJAB	920.00	1844.00	597.00	253.80	411.46	665.26
185	SHANAN P. H. JOGINDER NGR (UHL)	NORTHERN REGION	STATE SECTOR	PUNJAB STATE POWER COR LTD.	HYDRO-HYDRO	PUNJAB	110.00	515.23	52.00	40.48	40.48	80.96
186	U.B.D.C.PATHANKOT / MALIKPUR	NORTHERN REGION	STATE SECTOR	PUNJAB STATE POWER COR LTD.	HYDRO-HYDRO	PUNJAB	91.35	312.37	121.00	76.53	76.53	153.06
187	ASHP ANANDPUR SAHIB	NORTHERN REGION	STATE SECTOR	PUNJAB STATE POWER COR LTD.	HYDRO-HYDRO	PUNJAB	134.00	395.21	74.00	34.78	34.78	69.56
188	MUKERIAN HYDEL TALWARA	NORTHERN REGION	STATE SECTOR	PUNJAB STATE POWER COR LTD.	HYDRO-HYDRO	PUNJAB	207.00	950.27	73.24	47.30	47.30	94.60
189	RANJIT SAGAR Dam(R.S.D) SHAHPUR KANDI	NORTHERN REGION	STATE SECTOR	PUNJAB STATE POWER COR LTD.	HYDRO-HYDRO	PUNJAB	600.00	1159.07	172.00	119.65	119.65	239.30
190	KOTA SUPER THERMAL P	NORTHERN REGION	STATE SECTOR	RRVUNL	THERMAL-COAL	RAJASTHAN	1240.00	6108.53	375.00	55.46	335.00	390.00
191	SURATGARH TPS	NORTHERN REGION	STATE SECTOR	RRVUNL	THERMAL-COAL	RAJASTHAN	1500.00	3337.23	444.00	57.22	415.00	472.00
192	SURATGARH STPS SSCTPP	NORTHERN REGION	STATE SECTOR	RRVUNL	THERMAL-COAL	RAJASTHAN	660.00	2948.78	606.00	176.00	320.00	496.00
193	SURATGARH STPS SSCTPP	NORTHERN REGION	STATE SECTOR	RRVUNL	THERMAL-COAL	RAJASTHAN	660.00	1116.16	0.00	173.00	326.00	498.00
194	CHHABRA TPP 1,2,3&4	NORTHERN REGION	STATE SECTOR	RRVUNL	THERMAL-COAL	RAJASTHAN	1000.00	4153.15	458.00	119.00	302.00	421.00
195	RAMGARH GT POWER STA	NORTHERN REGION	STATE SECTOR	RRVUNL	THERMAL-GAS	RAJASTHAN	270.50	1336.04	405.00	88.00	285.00	373.00
196	CSCTPP U#5&6	NORTHERN REGION	STATE SECTOR	RRVUNL	THERMAL-COAL	RAJASTHAN	1320.00	5268.15	526.00	153.00	246.00	399.00
197	MAHI HYDEL POWER STA	NORTHERN REGION	STATE SECTOR	RRVUNL	HYDRO-HYDRO	RAJASTHAN	140.00	186.75	155.00	161.00	0.00	161.00
198	MINI MICRO HYDEL (MMH)	NORTHERN REGION	STATE SECTOR	RRVUNL	HYDRO-HYDRO	RAJASTHAN	23.85	8.92	0.00	416.00	0.00	416.00
199	KALISINDH TPP 1 & 2	NORTHERN REGION	STATE SECTOR	RRVUNL	THERMAL-COAL	RAJASTHAN	1200.00	6681.16	476.00	140.00	301.00	442.00
200	KHARA HEP	NORTHERN REGION	STATE SECTOR	UPJVNL	HYDRO-HYDRO	UTTAR PRADESH	72.00	355.66	97.12	43.70	0.00	43.70
201	MATATILLA HEP	NORTHERN REGION	STATE SECTOR	UPJVNL	HYDRO-HYDRO	UTTAR PRADESH	30.60	86.72	108.00	56.80	0.00	56.80
202	OBRA HEP	NORTHERN REGION	STATE SECTOR	UPJVNL	HYDRO-HYDRO	UTTAR PRADESH	99.00	310.86	64.90	41.30	0.00	41.30
203	RIHAND	NORTHERN REGION	STATE SECTOR	UPJVNL	HYDRO-HYDRO	UTTAR PRADESH	300.00	645.36	90.88	72.50	0.00	72.50
204	UGC SHP	NORTHERN REGION	STATE SECTOR	UPJVNL	HYDRO-HYDRO	UTTAR PRADESH	13.70	28.97	283.06	283.00	0.00	283.00
205	BELKA SHP	NORTHERN REGION	STATE SECTOR	UPJVNL	HYDRO-HYDRO	UTTAR PRADESH	3.00	3.36	1505.55	212.00	0.00	212.00
206	BABAIL SHP	NORTHERN REGION	STATE SECTOR	UPJVNL	HYDRO-HYDRO	UTTAR PRADESH	3.00	4.85	1174.00	283.00	0.00	283.00
207	SHEETLA SHP	NORTHERN REGION	STATE SECTOR	UPJVNL	HYDRO-HYDRO	UTTAR PRADESH	3.60	1.33	1174.00	154.00	0.00	154.00
208	ANPARA A TPS	NORTHERN REGION	STATE SECTOR	UPRVUNL	THERMAL-COAL	UTTAR PRADESH	630.00	3384.42	262.44	76.27	189.63	265.90
209	ANPARA B TPS	NORTHERN REGION	STATE SECTOR	UPRVUNL	THERMAL-COAL	UTTAR PRADESH	1000.00	6842.47	210.41	45.00	180.36	225.36
210	ANPARA D	NORTHERN REGION	STATE SECTOR	UPRVUNL	THERMAL-COAL	UTTAR PRADESH	1000.00	5766.50	316.16	160.98	173.17	334.15
211	HARDUAGANJ. TPS	NORTHERN REGION	STATE SECTOR	UPRVUNL	THERMAL-COAL	UTTAR PRADESH	105.00	110.75	1727.87	713.08	411.41	1124.49
212	HARDUAGANJ EXTN. TPS	NORTHERN REGION	STATE SECTOR	UPRVUNL	THERMAL-COAL	UTTAR PRADESH	500.00	1153.50	672.82	428.63	375.42	804.05
213	HARDUAGANJ EXTN. -II TPS	NORTHERN REGION	STATE SECTOR	UPRVUNL	THERMAL-COAL	UTTAR PRADESH	660.00	125.67	1218.90	176.05	291.79	467.84
214	OBRA B TPS	NORTHERN REGION	STATE SECTOR	UPRVUNL	THERMAL-COAL	UTTAR PRADESH	1000.00	4185.92	402.11	77.01	239.48	316.49
215	PARICHHHA EXTN.TPS	NORTHERN REGION	STATE SECTOR	UPRVUNL	THERMAL-COAL	UTTAR PRADESH	420.00	1398.12	489.55	238.65	359.43	598.08
216	PARICHHHA EXTN. ST. 2 TPS	NORTHERN REGION	STATE SECTOR	UPRVUNL	THERMAL-COAL	UTTAR PRADESH	500.00	1931.64	520.63	258.22	359.46	617.68
217	CHIBRO (YAMUNA) HPS	NORTHERN REGION	STATE SECTOR	UTTARAKHAND JVNL	HYDRO-HYDRO	UTTARAKHAND	240.00	896.77	0.00	66.90	66.90	133.80
218	CHILLA HPS	NORTHERN REGION	STATE SECTOR	UTTARAKHAND JVNL	HYDRO-HYDRO	UTTARAKHAND	144.00	789.85	0.00	69.70	69.70	139.40
219	DHAKRANI HPS	NORTHERN REGION	STATE SECTOR	UTTARAKHAND JVNL	HYDRO-HYDRO	UTTARAKHAND	33.75	153.25	0.00	101.40	101.40	202.80
220	DHALIPUR HPS	NORTHERN REGION	STATE SECTOR	UTTARAKHAND JVNL	HYDRO-HYDRO	UTTARAKHAND	51.00	245.00	0.00	92.00	92.00	184.00
221	KHATIMA HPS	NORTHERN REGION	STATE SECTOR	UTTARAKHAND JVNL	HYDRO-HYDRO	UTTARAKHAND	41.40	227.96	0.00	96.80	96.80	193.60
222	KHODRI HPS	NORTHERN REGION	STATE SECTOR	UTTARAKHAND JVNL	HYDRO-HYDRO	UTTARAKHAND	120.00	427.35	0.00	81.00	81.00	162.00
223	KULHAL HPS	NORTHERN REGION	STATE SECTOR	UTTARAKHAND JVNL	HYDRO-HYDRO	UTTARAKHAND	30.00	157.97	0.00	92.00	92.00	184.00
224	TILOTH HPS	NORTHERN REGION	STATE SECTOR	UTTARAKHAND JVNL	HYDRO-HYDRO	UTTARAKHAND	90.00	395.12	0.00	80.10	80.10	160.20
225	MANERI BHALI - II HPS	NORTHERN REGION	STATE SECTOR	UTTARAKHAND JVNL	HYDRO-HYDRO	UTTARAKHAND	304.00	1366.10	0.00	84.00	84.00	168.00
226	RAMGANGA HPS	NORTHERN REGION	STATE SECTOR	UTTARAKHAND JVNL	HYDRO-HYDRO	UTTARAKHAND	198.00	250.94	0.00	89.50	89.50	179.00
227	ADANI POWER, MUNDRA	WESTERN REGION	PRIVATE SECTOR	ADANI POWER LTD.	THERMAL-COAL	GUJARAT	1320.00					
228	ADANI POWER, MUNDRA	WESTERN REGION	PRIVATE SECTOR	ADANI POWER LTD.	THERMAL-COAL	GUJARAT	1320.00	10814.46	0.00	116.76	366.12	482.88

**RATE OF SALE OF POWER FOR THE YEAR 2021-22**

229	ADANI POWER, MUNDRA	WESTERN REGION	PRIVATE SECTOR	ADANI POWER LTD.	THERMAL-COAL	GUJARAT	1980.00						
230	Rajpur Energen Limited	WESTERN REGION	PRIVATE SECTOR	ADANI POWER LTD.	THERMAL-COAL	CHHATTISGARH	1370.00	383.58	0.00	0.00	160.00	160.00	
231	ADANI POWER MAHARA. LTD unit 1 to 5	WESTERN REGION	PRIVATE SECTOR	ADANI POWER LTD.	THERMAL-COAL	MAHARASHTRA	3300.00	20457.45	0.00	122.04	348.13	470.17	
232	ADANI DAHANU	WESTERN REGION	PRIVATE SECTOR	AEML	THERMAL-COAL	MAHARASHTRA	500.00	2974.87	489.68	109.61	380.07	489.68	
233	AMRAVATI TPP	WESTERN REGION	PRIVATE SECTOR	RATTANINDIA POWER LTD.	THERMAL-COAL	MAHARASHTRA	1350.00	8156.86	3.02	77.50	244.61	322.11	
234	ADANI POWER RAJASTHAN LTD (1200 MW PPA RAJASTHAN DISCOM)	NORTHERN REGION	PRIVATE SECTOR	ADANI POWER LTD.	THERMAL-COAL	RAJASTHAN	1320.00	7872.80	0.00	129.00	315.11	444.11	
235	VEDANTA LTD. (P. P. -I)	WESTERN REGION	PRIVATE SECTOR	VEDANTA LTD. (EARLIER-SESA STERELITE LTD/GOA ENERGY LTD)	THERMAL-GAS/WHR	GOA	30.00	188.58	0.72	0.00	240.00	240.00	
236	VEDANTA LTD. (P. P. -II)	WESTERN REGION	PRIVATE SECTOR	VEDANTA LTD. (EARLIER-SESA STERELITE LTD)	THERMAL-GAS/WHR	GOA	30.00	207.58	0.42	0.00	240.00	240.00	
237	GSEG-HAZIRA,156.10 MW,CCPP	WESTERN REGION	STATE SECTOR	GUJARAT S ENE.GEN. LTD.	THERMAL-GAS	GUJARAT	156.10	21.73	1151.00	49.00	1102.00	1151.00	
238	GSEG-HAZIRA,351.43 MW,CCPP	WESTERN REGION	STATE SECTOR	GUJARAT S ENE.GEN. LTD.	THERMAL-GAS	GUJARAT	351.43	69.89	1065.00	41.00	1024.00	1065.00	
239	GPPC, CCPP	WESTERN REGION	STATE SECTOR	GSPC PIPAVAV PCL	THERMAL-GAS/RLNG	GUJARAT	702.86	136.04	1080.00	51.00	1029.00	1080.00	
240	145 MW POWER PLANT (STATION- I)	WESTERN REGION	PRIVATE SECTOR	GUJARAT INDUSTRIES PCL	THERMAL-GAS	GUJARAT	145.00	206.52	751.41	89.32	622.26	711.58	
241	SURAT LIG. P P (SLPP STATION -I)	WESTERN REGION	PRIVATE SECTOR	GUJARAT INDUSTRIES PCL	THERMAL-LIG	GUJARAT	250.00	1178.85	252.61	94.13	180.76	274.90	
242	SURAT LIG. P P (SLPP STATION -II)	WESTERN REGION	PRIVATE SECTOR	GUJARAT INDUSTRIES PCL	THERMAL-LIG	GUJARAT	250.00	1459.44	226.41	149.93	147.46	297.39	
243	BLTPS 1-2	WESTERN REGION	STATE SECTOR	GSECL	THERMAL-LIG	GUJARAT	500.00	1341.18	639.00	214.00	270.00	484.00	
244	AKRIMOTA T P S	WESTERN REGION	STATE SECTOR	GUJARAT MINERAL DCL	THERMAL-LIG	GUJARAT	250.00	463201.50	391.00	118.00	199.00	317.00	
245	LANCO AMARKANTAK TPP PATHADIH, U-I	WESTERN REGION	PRIVATE SECTOR	LANCO AMARKAN. POWER LTD.	THERMAL-COAL	CHHATTISGARH	300.00	1888.18	414.00	129.40	195.50	324.90	
246	LANCO AMARKANTAK TPP PATHADIH, U-II	WESTERN REGION	PRIVATE SECTOR	LANCO AMARKAN. POWER LTD.	THERMAL-COAL	CHHATTISGARH	300.00	1774.44	389.80	120.30	347.00	467.30	
247	BHILAI EXPANSION POWER PLANT	WESTERN REGION	CENTRAL SECTOR	NTPC SAIL PCPL	THERMAL-COAL	CHHATTISGARH	500.00	3211.83	0.00	17.96	263.02	280.98	
248	JINDAL POWER LTD. STPPS-I	WESTERN REGION	PRIVATE SECTOR	JINDAL POWER LTD., TAMNAR	THERMAL-COAL	CHHATTISGARH	1000.00	4679.71	327.00	0.00	0.00	469.00	
249	JINDAL POWER LTD. STPPS-II	WESTERN REGION	PRIVATE SECTOR	JINDAL POWER LTD., TAMNAR	THERMAL-COAL	CHHATTISGARH	2400.00	9075.36	392.00	0.00	0.00	445.00	
250	TROMBAY UNIT 5	WESTERN REGION	PRIVATE SECTOR	TATA POWER COM. LTD.	THERMAL-COAL	MAHARASHTRA	500.00	2883.00	535.00	134.00	383.00	517.00	
251	TROMBAY UNIT 7	WESTERN REGION	PRIVATE SECTOR	TATA POWER COM. LTD.	THERMAL-GAS	MAHARASHTRA	180.00	879.00	266.00	167.00	281.00	448.00	
252	TROMBAY UNIT 8	WESTERN REGION	PRIVATE SECTOR	TATA POWER COM. LTD.	THERMAL-COAL	MAHARASHTRA	250.00	1391.00	513.00	168.00	378.00	546.00	
253	BHIRA	WESTERN REGION	PRIVATE SECTOR	TATA POWER COM. LTD.	HYDRO-HYDRO	MAHARASHTRA	300.00	1010.00	130.00	75.90	75.90	152.00	
254	BHIVPURI	WESTERN REGION	PRIVATE SECTOR	TATA POWER COM. LTD.	HYDRO-HYDRO	MAHARASHTRA	75.00	274.00	320.00	193.00	193.00	385.00	
255	KHOPOLI	WESTERN REGION	PRIVATE SECTOR	TATA POWER COM. LTD.	HYDRO-HYDRO	MAHARASHTRA	72.00	283.00	487.00	325.00	325.00	649.00	
256	MUNDRA UMPP	WESTERN REGION	PRIVATE SECTOR	TATA POWER COM. LTD.	THERMAL-COAL	GUJARAT	4150.00	8290.00	402.00	90.00	174.00	265.00	
257	BHANDARDARA HEP PHASE II	WESTERN REGION	PRIVATE SECTOR	DODSON LINDBLOM HYDRO	HYDRO-HYDRO	MAHARASHTRA	34.00	32.55	281.00	0.00	0.00	252.00	
258	NEVELI NEW TPS	SOUTHERN REGION	CENTRAL SECTOR	NEVELI LIG. CORP. LTD.	THERMAL-LIG	TAMILNADU	1000.00	5758.70	351.48	180.40	219.28	399.68	
259	NEVELI TPS- I EXPN.	SOUTHERN REGION	CENTRAL SECTOR	NEVELI LIG. CORP. LTD.	THERMAL-LIG	TAMILNADU	420.00	2984.93	316.05	96.50	245.35	341.85	
260	NEVELI TPS-II	SOUTHERN REGION	CENTRAL SECTOR	NEVELI LIG. CORP. LTD.	THERMAL-LIG	TAMILNADU	1470.00	8788.32	335.16	72.50	266.06	338.56	
261	VALLUR TPS	SOUTHERN REGION	CENTRAL SECTOR(JV of Centre & State 50:P50)	NTECL	THERMAL-COAL	TAMILNADU	1500.00	7298.24	339.10	225.00	335.90	560.90	
262	SINGARENI TPP	SOUTHERN REGION	STATE SECTOR	SINGARENI COLLIERIES COMPANY LTD.	THERMAL-COAL	TELANGANA	1200.00	8807.57	377.70	163.90	274.00	437.90	
263	NEVELI BARSINGSAR	NORTHERN REGION	CENTRAL SECTOR	NEVELI LIG. CORP. LTD.	THERMAL-LIG	RAJASTHAN	250.00	1426.13	273.18	230.80	107.68	338.48	
264	NEVELI TPS-II EXPN	SOUTHERN REGION	CENTRAL SECTOR	NEVELI LIG. CORP. LTD.	THERMAL-LIG	TAMILNADU	500.00	1724.76	436.00	230.90	256.24	487.14	
265	NEVELI TAMILNADU POWER LTD., JV	SOUTHERN REGION	CENTRAL SECTOR	NEVELI LIG. CORP. LTD.	THERMAL-COAL	TAMILNADU	1000.00	3853.10	475.00	155.30	322.07	477.37	
266	RAMAGUNDAM STPS I & II	SOUTHERN REGION	CENTRAL SECTOR	NTPC LTD.	THERMAL-COAL	TELANGANA	2100.00	12329.00	0.00	73.00	277.00	349.00	
267	RAMAGUNDAM STPS III	SOUTHERN REGION	CENTRAL SECTOR	NTPC LTD.	THERMAL-COAL	TELANGANA	500.00	3491.00	0.00	81.00	272.00	354.00	
268	SIMHADRI STPS I	SOUTHERN REGION	CENTRAL SECTOR	NTPC LTD.	THERMAL-COAL	ANDHRA PRADESH	1000.00	6265.00	0.00	94.00	295.00	389.00	
269	SIMHADRI STPS II	SOUTHERN REGION	CENTRAL SECTOR	NTPC LTD.	THERMAL-COAL	ANDHRA PRADESH	1000.00	5382.00	0.00	147.00	292.00	439.00	
270	TARAPUR 3 &4	WESTERN REGION	CENTRAL SECTOR	NPCL	NUCLEAR-NUCLEAR	MAHARASHTRA	1080.00	7810.00	339.43	0.00	0.00	290.58	
271	KAIGA 1,2,3,4	SOUTHERN REGION	CENTRAL SECTOR	NPCL	NUCLEAR-NUCLEAR	KARNATAKA	880.00	6781.00	347.01	0.00	0.00	348.52	

**RATE OF SALE OF POWER FOR THE YEAR 2021-22**

272	MADRAS A.P.S. 1 & 2	SOUTHERN REGION	CENTRAL SECTOR	NPCL	NUCLEAR-NUCLEAR	TAMILNADU	440.00	969.00	257.75	0.00	0.00	260.71
273	KNPP-1 & 2	SOUTHERN REGION	CENTRAL SECTOR	NPCL	NUCLEAR-NUCLEAR	TAMILNADU	2000.00	13557.00	409.98	0.00	0.00	Yet to be notified
274	Dr. NTPS (VIJAYAWADA TPS)-I,II & III	SOUTHERN REGION	STATE SECTOR	APGENCO	THERMAL-COAL	ANDHRA PRADESH	1260.00	7548.74	420.60	0.00	0.00	434.00
275	Dr. NTPS - IV (VIJAYAWADA TPS - 4)	SOUTHERN REGION	STATE SECTOR	APGENCO	THERMAL-COAL	ANDHRA PRADESH	500.00	2991.36	374.99	0.00	0.00	434.00
276	RAYALASEEMA T P P-I	SOUTHERN REGION	STATE SECTOR	APGENCO	THERMAL-COAL	ANDHRA PRADESH	420.00	1274.50	652.45	0.00	0.00	434.00
277	RAYALASEEMA T P P-II	SOUTHERN REGION	STATE SECTOR	APGENCO	THERMAL-COAL	ANDHRA PRADESH	420.00	1644.59	514.94	0.00	0.00	434.00
278	RAYALASEEMA T P P-III	SOUTHERN REGION	STATE SECTOR	APGENCO	THERMAL-COAL	ANDHRA PRADESH	210.00	893.76	603.89	0.00	0.00	434.00
279	RAYALASEEMA T P P-IV	SOUTHERN REGION	STATE SECTOR	APGENCO	THERMAL-COAL	ANDHRA PRADESH	600.00	2379.71	721.75	0.00	0.00	434.00
280	ULLUNKAL	SOUTHERN REGION	PRIVATE SECTOR	KSEB	HYDRO-HYDRO	KERALA	7.00	25.36	66.00	0.00	0.00	244.00
281	IRITTUKKANAM	SOUTHERN REGION	PRIVATE SECTOR	KSEB	HYDRO-HYDRO	KERALA	4.50	26.36	66.00	0.00	0.00	282.00
282	KARIKAVAN	SOUTHERN REGION	PRIVATE SECTOR	KSEB	HYDRO-HYDRO	KERALA	13.00	56.36	66.00	0.00	0.00	416.00
283	MEENVALIYAM	SOUTHERN REGION	PRIVATE SECTOR	KSEB	HYDRO-HYDRO	KERALA	4.00	9.41	66.00	0.00	0.00	282.00
284	PATHANKAYAM	SOUTHERN REGION	PRIVATE SECTOR	KSEB	HYDRO-HYDRO	KERALA	8.00	25.27	66.00	0.00	0.00	349.00
285	SRI SALEM (BRPH)	SOUTHERN REGION	STATE SECTOR	APGENCO	HYDRO-HYDRO	ANDHRA PRADESH	770.00	1406.99	70.29	0.00	0.00	434.00
286	DRPP SILEPITI	SOUTHERN REGION	STATE SECTOR	APGENCO	HYDRO-HYDRO	ANDHRA PRADESH	240.00	37.51	169.90	0.00	0.00	434.00
287	KOTHAGUDEM T P S	SOUTHERN REGION	STATE SECTOR	TSPGENCO	THERMAL-COAL	TELANGANA	500.00	2320.82	0.00	120.00	285.00	405.00
288	KOTHAGUDEM T P S	SOUTHERN REGION	STATE SECTOR	TSPGENCO	THERMAL-COAL	TELANGANA	500.00	2956.49	0.00	173.00	294.00	467.00
289	KTPS VII	SOUTHERN REGION	STATE SECTOR	TSPGENCO	THERMAL-COAL	TELANGANA	800.00	5586.65	0.00	183.00	259.00	442.00
290	BTPS	SOUTHERN REGION	STATE SECTOR	TSPGENCO	THERMAL-COAL	TELANGANA	1080.00	4700.64	0.00	227.00	281.00	508.00
291	KAKATHIYA TPP (KTPP)-I	SOUTHERN REGION	STATE SECTOR	TSPGENCO	THERMAL-COAL	TELANGANA	500.00	3389.60	0.00	141.00	291.00	432.00
292	KAKATHIYA TPP (KTPP)-II	SOUTHERN REGION	STATE SECTOR	TSPGENCO	THERMAL-COAL	TELANGANA	600.00	3365.72	0.00	208.00	287.00	495.00
293	BTPS	SOUTHERN REGION	STATE SECTOR	TSPGENCO	THERMAL-COAL	TELANGANA	62.50	235.70	0.00	388.00	360.00	757.00
294	TOWER SILEPITI	SOUTHERN REGION	STATE SECTOR	APGENCO	HYDRO-HYDRO	ANDHRA PRADESH	460.00	908.29	82.24	0.00	0.00	434.00
295	DONKARAI	SOUTHERN REGION	STATE SECTOR	APGENCO	HYDRO-HYDRO	ANDHRA PRADESH	25.00	61.34	274.30	0.00	0.00	434.00
296	PENNA AHOBIAM (PABRHES)	SOUTHERN REGION	STATE SECTOR	APGENCO	HYDRO-HYDRO	ANDHRA PRADESH	20.00	5.02	1656.55	0.00	0.00	434.00
297	CHETTIBETA	SOUTHERN REGION	STATE SECTOR	APGENCO	HYDRO-HYDRO	ANDHRA PRADESH	1.00	7.40	550.52	0.00	0.00	434.00
298	MUCHKUND	SOUTHERN REGION	STATE SECTOR	APGENCO	HYDRO-HYDRO	ODISHA	120.00	378.91	71.78	0.00	0.00	434.00
299	NSTEPHES	SOUTHERN REGION	STATE SECTOR	APGENCO	HYDRO-HYDRO	ANDHRA PRADESH	50.00	134.05	315.59	0.00	0.00	434.00
300	NAGABINI NASAGAR	SOUTHERN REGION	STATE SECTOR	APGENCO	HYDRO-HYDRO	ANDHRA PRADESH	30.00	178.95	67.62	0.00	0.00	434.00
301	TUNGABHADRA HES & HAMPI (AP Share)	SOUTHERN REGION	STATE SECTOR	APGENCO	HYDRO-HYDRO	KARNATAKA	72.00	178.40	139.55	0.00	0.00	434.00
302	RAICHUR TPS 1 to 7	SOUTHERN REGION	STATE SECTOR	KPCL	THERMAL-COAL	KARNATAKA	1470.00	5183.33	511.00	152.00	345.00	498.00
303	RAICHUR TPS 8	SOUTHERN REGION	STATE SECTOR	KPCL	THERMAL-COAL	KARNATAKA	250.00	796.83	593.00	286.00	367.00	653.00
304	BELLARI TPS 1	SOUTHERN REGION	STATE SECTOR	KPCL	THERMAL-COAL	KARNATAKA	500.00	1971.80	529.00	139.00	319.00	458.00
305	BELLARI TPS 2	SOUTHERN REGION	STATE SECTOR	KPCL	THERMAL-COAL	KARNATAKA	500.00	1588.25	520.00	370.00	302.00	577.00
306	BELLARI TPS 3	SOUTHERN REGION	STATE SECTOR	KPCL	THERMAL-COAL	KARNATAKA	700.00	2592.01	552.00	319.00	312.00	631.00
307	LILES	SOUTHERN REGION	STATE SECTOR	TSPGENCO	HYDRO-HYDRO	TELANGANA	240.00	458.00	0.00	231.00	0.00	741.00
308	DEPADAPATI	SOUTHERN REGION	STATE SECTOR	TSPGENCO	HYDRO-HYDRO	TELANGANA	9.15	181.00	0.00	4830.00	0.00	4840.00
309	BOCHAMPAD	SOUTHERN REGION	STATE SECTOR	TSPGENCO	HYDRO-HYDRO	TELANGANA	54.00	175.86	0.00	285.00	0.00	485.00
310	BOCHAMPAD-II	SOUTHERN REGION	STATE SECTOR	TSPGENCO	HYDRO-HYDRO	TELANGANA	9.00	16.56	0.00	601.00	0.00	601.00
311	NAGABINI NASAGAR	SOUTHERN REGION	STATE SECTOR	TSPGENCO	HYDRO-HYDRO	TELANGANA	81.00	2376.52	0.00	138.00	0.00	138.00
312	INSLEPITI	SOUTHERN REGION	STATE SECTOR	TSPGENCO	HYDRO-HYDRO	TELANGANA	60.00					
313	PULCHINTHALA	SOUTHERN REGION	STATE SECTOR	TSPGENCO	HYDRO-HYDRO	TELANGANA	120.00	309.28	0.00	338.00	0.00	338.00
314	BHADRA BH	SOUTHERN REGION	STATE SECTOR	KPCL	HYDRO-HYDRO	KARNATAKA	38.70	70.32	199.00	31.00	174.00	201.00
315	BEKURUBA BH	SOUTHERN REGION	STATE SECTOR	KPCL	HYDRO-HYDRO	KARNATAKA	240.00	639.36	1211.00	48.00	116.00	165.00
316	GHAT BRABHA HEP	SOUTHERN REGION	STATE SECTOR	KPCL	HYDRO-HYDRO	KARNATAKA	2.00	69.69	117.00	23.00	132.00	154.00
317	YERAMARUS TPS UNITS 1 & 2	SOUTHERN REGION	STATE SECTOR	RAICHUR POWER CORP LTD	THERMAL-COAL	KARNATAKA	1600.00	5010.00	794.00	306.93	331.07	638.00
318	MINICOY	SOUTHERN REGION	CENTRAL SECTOR	LAKSHADEEP	THERMAL-DIESEL	LAKSHADWEEP	3.61	13.73	31.20	0.00	0.00	527.00
319	KAVARATTI	SOUTHERN REGION	CENTRAL SECTOR	LAKSHADEEP	THERMAL-DIESEL	LAKSHADWEEP	4.40	8.25	31.20	0.00	0.00	527.00
320	AMINI	SOUTHERN REGION	CENTRAL SECTOR	LAKSHADEEP	THERMAL-DIESEL	LAKSHADWEEP	2.40	5.89	31.20	0.00	0.00	527.00
321	ANDROTTI	SOUTHERN REGION	CENTRAL SECTOR	LAKSHADEEP	THERMAL-DIESEL	LAKSHADWEEP	4.40	8.25	31.20	0.00	0.00	527.00
322	KAIPPATTI	SOUTHERN REGION	CENTRAL SECTOR	LAKSHADEEP	THERMAL-DIESEL	LAKSHADWEEP	2.25	4.98	31.20	0.00	0.00	527.00
323	AGATTI	SOUTHERN REGION	CENTRAL SECTOR	LAKSHADEEP	THERMAL-DIESEL	LAKSHADWEEP	4.25	4.15	31.20	0.00	0.00	527.00
324	KAIPPATTI	SOUTHERN REGION	CENTRAL SECTOR	LAKSHADEEP	THERMAL-DIESEL	LAKSHADWEEP	4.25	4.15	31.20	0.00	0.00	527.00
325	KILIAN	SOUTHERN REGION	CENTRAL SECTOR	LAKSHADEEP	THERMAL-DIESEL	LAKSHADWEEP	1.80	4.66	31.20	0.00	0.00	527.00
326	CHETTET	SOUTHERN REGION	CENTRAL SECTOR	LAKSHADEEP	THERMAL-DIESEL	LAKSHADWEEP	1.01	2.15	31.20	0.00	0.00	527.00
327	RITRA	SOUTHERN REGION	CENTRAL SECTOR	LAKSHADEEP	THERMAL-DIESEL	LAKSHADWEEP	0.55	0.46	31.20	0.00	0.00	527.00
328	PANGARANI	SOUTHERN REGION	STATE SECTOR	LAKSHADEEP	THERMAL-DIESEL	LAKSHADWEEP	0.18	0.14	31.20	0.00	0.00	527.00
329	KARAIKAL COGPP	SOUTHERN REGION	STATE SECTOR	BIJUPURCHERRY	THERMAL-GAS	BIJUPURCHERRY	27.50	236.44	436.00	140.00	260.00	391.00
330	MF TUR (MTPS-I)	SOUTHERN REGION	STATE SECTOR	TN GEN & DIS	THERMAL-COAL	TAMILNADU	820.00	4886.86	247.47	0.00	0.00	523.00
331	MF TUR (MTPS-II)	SOUTHERN REGION	STATE SECTOR	TN GEN & DIS	THERMAL-COAL	TAMILNADU	600.00	2553.86	507.58	0.00	0.00	523.00
332	MF TUR (MTPS-III)	SOUTHERN REGION	STATE SECTOR	TN GEN & DIS	THERMAL-COAL	TAMILNADU	630.00	3080.51	244.03	0.00	0.00	523.00
333	NORTH CHENNAI (NCTPS)	SOUTHERN REGION	STATE SECTOR	TN GEN. & DIS. CORP. LTD.	THERMAL-COAL	TAMILNADU	1200.00	4128.48	459.31	0.00	0.00	573.00
334	TUTICORIN (TTPS)	SOUTHERN REGION	STATE SECTOR	TN GEN. & DIS. CORP. LTD.	THERMAL-COAL	TAMILNADU	1050.00	4254.36	454.28	0.00	0.00	573.00
335	VALUTHUR	SOUTHERN REGION	STATE SECTOR	TN GEN. & DIS. CORP. LTD.	THERMAL-GAS	TAMILNADU	187.20	877.99	280.66	0.00	0.00	573.00
336	KADRA HPS	SOUTHERN REGION	STATE SECTOR	KPCL	HYDRO-HYDRO	KARNATAKA	150.00	388.90	181.00	46.00	165.00	211.00
337	NAGHARI PH	SOUTHERN REGION	STATE SECTOR	KPCL	HYDRO-HYDRO	KARNATAKA	900.00	4230.38	59.00	7.00	58.00	64.00
338	KOPASALI DBH	SOUTHERN REGION	STATE SECTOR	KPCL	HYDRO-HYDRO	KARNATAKA	120.00	410.26	81.00	24.00	80.00	104.00
339	KOPASALI AMBATHAMA	SOUTHERN REGION	STATE SECTOR	KPCL	HYDRO-HYDRO	KARNATAKA	126.00	967.20	283.00	31.00	226.00	277.00
340	SHARAVATHY VALLEY	SOUTHERN REGION	STATE SECTOR	KPCL	HYDRO-HYDRO	KARNATAKA	1000.00	5232.34	31.00	6.00	54.00	57.00
341	ALMATTI DPH	SOUTHERN REGION	STATE SECTOR	KPCL	HYDRO-HYDRO	KARNATAKA	290.00	489.78	216.00	50.00	178.00	229.00
342	VARAHI LIGBH	SOUTHERN REGION	STATE SECTOR	KPCL	HYDRO-HYDRO	KARNATAKA	460.00	1138.45	87.00	7.00	96.00	104.00
343	MAIPEBABA MINI HYDEL PYKARA (consolidated figure of 39 hydro stations)	SOUTHERN REGION	STATE SECTOR	KPCL	HYDRO-HYDRO	KARNATAKA	2.40	3.60	150.00	340.00	0.00	340.00
344	MAIPEBABA MINI HYDEL PYKARA (consolidated figure of 39 hydro stations)	SOUTHERN REGION	STATE SECTOR	TN GEN. & DIS. CORP. LTD.	HYDRO-HYDRO	TAMILNADU	59.20	5493.48	74.14	0.00	0.00	573.00
345	PYKARA MINI MICRO	SOUTHERN REGION	STATE SECTOR	TN GEN. & DIS. CORP. LTD.	HYDRO-HYDRO	TAMILNADU	2.00	0.00	0.00	0.00	0.00	573.00
346	MOYAR	SOUTHERN REGION	STATE SECTOR	TN GEN. & DIS. CORP. LTD.	HYDRO-HYDRO	TAMILNADU	36.00	0.00	0.00	0.00	0.00	573.00
347	MARAVAKANDY	SOUTHERN REGION	STATE SECTOR	TN GEN. & DIS. CORP. LTD.	HYDRO-HYDRO	TAMILNADU	0.75	0.00	0.00	0.00	0.00	573.00
348	KUNDAH-I	SOUTHERN REGION	STATE SECTOR	TN GEN. & DIS. CORP. LTD.	HYDRO-HYDRO	TAMILNADU	60.00	0.00	0.00	0.00	0.00	573.00
349	KUNDAH-II	SOUTHERN REGION	STATE SECTOR	TN GEN. & DIS. CORP. LTD.	HYDRO-HYDRO	TAMILNADU	175.00	0.00	0.00	0.00	0.00	573.00



**RATE OF SALE OF POWER FOR THE YEAR 2021-22**

350	KUNDAH-III	SOUTHERN REGION	STATE SECTOR	TN GEN. & DIS. CORP. LTD.	HYDRO-HYDRO	TAMILNADU	180.00	0.00	0.00	0.00	0.00	573.00
351	KUNDAH-IV	SOUTHERN REGION	STATE SECTOR	TN GEN. & DIS. CORP. LTD.	HYDRO-HYDRO	TAMILNADU	100.00	0.00	0.00	0.00	0.00	573.00
352	KUNDAH-V	SOUTHERN REGION	STATE SECTOR	TN GEN. & DIS. CORP. LTD.	HYDRO-HYDRO	TAMILNADU	40.00	0.00	0.00	0.00	0.00	573.00
353	KUNDAH-VI (PARSON VALLEY)	SOUTHERN REGION	STATE SECTOR	TN GEN. & DIS. CORP. LTD.	HYDRO-HYDRO	TAMILNADU	30.00	0.00	0.00	0.00	0.00	573.00
354	METTUR DAM	SOUTHERN REGION	STATE SECTOR	TN GEN. & DIS. CORP. LTD.	HYDRO-HYDRO	TAMILNADU	50.00	0.00	0.00	0.00	0.00	573.00
355	METTUR TUNNEL	SOUTHERN REGION	STATE SECTOR	TN GEN. & DIS. CORP. LTD.	HYDRO-HYDRO	TAMILNADU	200.00	0.00	0.00	0.00	0.00	573.00
356	BARRIAGE-I	SOUTHERN REGION	STATE SECTOR	TN GEN. & DIS. CORP. LTD.	HYDRO-HYDRO	TAMILNADU	30.00	0.00	0.00	0.00	0.00	573.00
357	BARRIAGE-II	SOUTHERN REGION	STATE SECTOR	TN GEN. & DIS. CORP. LTD.	HYDRO-HYDRO	TAMILNADU	30.00	0.00	0.00	0.00	0.00	573.00
358	BARRIAGE-III	SOUTHERN REGION	STATE SECTOR	TN GEN. & DIS. CORP. LTD.	HYDRO-HYDRO	TAMILNADU	30.00	0.00	0.00	0.00	0.00	573.00
359	BARRIAGE-IV	SOUTHERN REGION	STATE SECTOR	TN GEN. & DIS. CORP. LTD.	HYDRO-HYDRO	TAMILNADU	30.00	0.00	0.00	0.00	0.00	573.00
360	BHAVANI SAGAR	SOUTHERN REGION	STATE SECTOR	TN GEN. & DIS. CORP. LTD.	HYDRO-HYDRO	TAMILNADU	8.00	0.00	0.00	0.00	0.00	573.00
361	PUNACHI	SOUTHERN REGION	STATE SECTOR	TN GEN. & DIS. CORP. LTD.	HYDRO-HYDRO	TAMILNADU	2.00	0.00	0.00	0.00	0.00	573.00
362	SATHANOOR	SOUTHERN REGION	STATE SECTOR	TN GEN. & DIS. CORP. LTD.	HYDRO-HYDRO	TAMILNADU	7.50	0.00	0.00	0.00	0.00	573.00
363	MUKURTHY	SOUTHERN REGION	STATE SECTOR	TN GEN. & DIS. CORP. LTD.	HYDRO-HYDRO	TAMILNADU	0.70	0.00	0.00	0.00	0.00	573.00
364	THIRUMOORTHY	SOUTHERN REGION	STATE SECTOR	TN GEN. & DIS. CORP. LTD.	HYDRO-HYDRO	TAMILNADU	1.95	0.00	0.00	0.00	0.00	573.00
365	PERIYAR	SOUTHERN REGION	STATE SECTOR	TN GEN. & DIS. CORP. LTD.	HYDRO-HYDRO	TAMILNADU	168.00	0.00	0.00	0.00	0.00	573.00
366	VAIGAI	SOUTHERN REGION	STATE SECTOR	TN GEN. & DIS. CORP. LTD.	HYDRO-HYDRO	TAMILNADU	19.00	0.00	0.00	0.00	0.00	573.00
367	SURULIYAR	SOUTHERN REGION	STATE SECTOR	TN GEN. & DIS. CORP. LTD.	HYDRO-HYDRO	TAMILNADU	35.00	0.00	0.00	0.00	0.00	573.00
368	PAPANASAM	SOUTHERN REGION	STATE SECTOR	TN GEN. & DIS. CORP. LTD.	HYDRO-HYDRO	TAMILNADU	32.00	0.00	0.00	0.00	0.00	573.00
369	SERVALAR	SOUTHERN REGION	STATE SECTOR	TN GEN. & DIS. CORP. LTD.	HYDRO-HYDRO	TAMILNADU	20.00	0.00	0.00	0.00	0.00	573.00
370	SARKARPATHY	SOUTHERN REGION	STATE SECTOR	TN GEN. & DIS. CORP. LTD.	HYDRO-HYDRO	TAMILNADU	30.00	0.00	0.00	0.00	0.00	573.00
371	ALIYAR	SOUTHERN REGION	STATE SECTOR	TN GEN. & DIS. CORP. LTD.	HYDRO-HYDRO	TAMILNADU	60.00	0.00	0.00	0.00	0.00	573.00
372	KADAMPARAI	SOUTHERN REGION	STATE SECTOR	TN GEN. & DIS. CORP. LTD.	HYDRO-HYDRO	TAMILNADU	400.00	0.00	0.00	0.00	0.00	573.00
373	SHOLAYAR-I	SOUTHERN REGION	STATE SECTOR	TN GEN. & DIS. CORP. LTD.	HYDRO-HYDRO	TAMILNADU	70.00	0.00	0.00	0.00	0.00	573.00
374	SHOLAYAR-II	SOUTHERN REGION	STATE SECTOR	TN GEN. & DIS. CORP. LTD.	HYDRO-HYDRO	TAMILNADU	25.00	0.00	0.00	0.00	0.00	573.00
375	KOVILKALAPPAL	SOUTHERN REGION	STATE SECTOR	TN GEN. & DIS. CORP. LTD.	THERMAL-GAS	TAMILNADU	107.88	117.31	723.58	0.00	0.00	573.00
376	KUTTALAM	SOUTHERN REGION	STATE SECTOR	TN GEN. & DIS. CORP. LTD.	THERMAL-GAS	TAMILNADU	101.00	326.57	482.80	0.00	0.00	573.00
377	KARUPPUR VILLAGE TANJ	SOUTHERN REGION	PRIVATE SECTOR	LANCO TANJORE	THERMAL-GAS	TAMILNADU	120.00	179.85	446.00	173.00	234.00	407.00
378	SBU 1 JSW ENERGY LTD. VIJAYANAGAR	SOUTHERN REGION	PRIVATE SECTOR	JSW ENERGY LTD.	THERMAL-IMP COAL & GAS	KARNATAKA	260.00	1320.00	543.00	0.00	0.00	627.00
379	SBU 2 JSW ENERGY LTD. VIJAYANAGAR	SOUTHERN REGION	PRIVATE SECTOR	JSW ENERGY LTD.	THERMAL-IMP COAL	KARNATAKA	600.00	1795.00	600.00	0.00	0.00	662.00
380	SBU 3 JSW ENERGY LTD. U-I, Ratnagiri	WESTERN REGION	PRIVATE SECTOR	JSW ENERGY LTD.	THERMAL-IMP COAL	MAHARASHTRA	1200.00	5514.41	388.22	56.75	169.29	226.03
381	LANCO KPL MODULE 1	SOUTHERN REGION	PRIVATE SECTOR	LANCO KONDAPALLI POWER LTD.	THERMAL-GAS/N	ANDHRA PRADESH	368.14	364.06	296.00	0.00	0.00	235.00
382	HINDUJA NATIONAL PCL	SOUTHERN REGION	PRIVATE SECTOR	HINDUJA NATIONAL PCL	THERMAL-COAL	ANDHRA PRADESH	1040.00	6778.00	382.00	176.00	271.00	447.00
383	RAIGARH ENERGY GENERATION LTD	WESTERN REGION	PRIVATE SECTOR	ADANI POWER LTD.	THERMAL-COAL	CHHATTISGARH	600.00	166.61	0.00	0.00	160.00	160.00

**RATE OF SALE OF POWER FOR THE YEAR 2021-22**

384	UDUPI POWER COR. LTD.(Karnatak Discom-1080 MW)	SOUTHERN REGION	PRIVATE SECTOR	ADANI POWER LTD.	THERMAL-COAL	KARNATAKA	1200.00	1620.75	0.00	145.80	465.82	611.62
385	SPECTRUM POWER GENERATION LTD. (GODAVARI GAS POWER COMBINED CYCLE POWER PLANT)	SOUTHERN REGION	PRIVATE SECTOR	SPECTRUM PG LTD.	THERMAL-GAS/N	ANDHRA PRADESH	208.00	204.84	2121.00	644.00	1079.00	1723.00
386	TATA NEWVELI POWER	SOUTHERN REGION	PRIVATE SECTOR	TATA NEWVELI	THERMAL-LIG	TAMILNADU	750.00	1415.78	344.00	169.00	344.00	513.00
387	IL&FS TN P COM. LTD. U1	SOUTHERN REGION	PRIVATE SECTOR	IL&FS TAMILNADU POWER COMPANY LTD	THERMAL-COAL	TAMILNADU	600.00	1546840.00	0.00	0.00	0.00	499.00
388	IL&FS TN P COM. LTD. U2	SOUTHERN REGION	PRIVATE SECTOR	IL&FS TAMILNADU POWER COMPANY LTD	THERMAL-COAL	TAMILNADU	600.00	1546840.00	0.00	0.00	0.00	436.00
389	BOKARO 'A' TPS	EASTERN REGION	CENTRAL SECTOR	DVC	THERMAL-COAL	JHARKHAND	500.00	2823.52	593.29	219.98	227.30	447.28
390	MEJIA TPS, U 1-8	EASTERN REGION	CENTRAL SECTOR	DVC	THERMAL-COAL	JHARKHAND	2340.00	13369.15	458.04	123.54	302.66	426.20
391	DURGAPUR STEEL TPS	EASTERN REGION	CENTRAL SECTOR	DVC	THERMAL-COAL	WEST BENGAL	1000.00	5818.74	515.81	157.34	294.60	451.94
392	DURGAPUR TPS	EASTERN REGION	CENTRAL SECTOR	DVC	THERMAL-COAL	WEST BENGAL	210.00	177.82	1780.45	92.34	392.70	485.04
393	RAGHUNATHPUR TPS	EASTERN REGION	CENTRAL SECTOR	DVC	THERMAL-COAL	WEST BENGAL	1200.00	5696.44	692.51	165.71	306.70	472.41
394	MAITHON HYDEL STA.	EASTERN REGION	CENTRAL SECTOR	DVC	HYDRO-HYDRO	WEST BENGAL	63.20	221.05	193.40	254.76	0.00	254.76
395	CHANDRAPURA TPS U7-U8	EASTERN REGION	CENTRAL SECTOR	DVC	THERMAL-COAL	JHARKHAND	500.00	3450.58	469.66	158.00	267.50	425.50
396	KODERMA TPS	EASTERN REGION	CENTRAL SECTOR	DVC	THERMAL-COAL	JHARKHAND	1000.00	6556.51	485.48	167.54	265.70	433.24
397	PANCHET HPS.	EASTERN REGION	CENTRAL SECTOR	DVC	HYDRO-HYDRO	JHARKHAND	80.00	244.00	184.11	108.72	0.00	108.72
398	TILAYA HPS.	EASTERN REGION	CENTRAL SECTOR	DVC	HYDRO-HYDRO	JHARKHAND	4.00	21.89	587.03	788.22	0.00	788.22
399	KISHAGANGA	NORTHERN REGION	CENTRAL SECTOR	NHPC LTD.	HYDRO-HYDRO	JAMMU & KASHMIR	330.00	1470.96	166.89	196.90	196.90	393.80
400	RANGIT HPS	EASTERN REGION	CENTRAL SECTOR	NHPC LTD.	HYDRO-HYDRO	SIKKIM	60.00	328.27	247.02	190.52	190.52	381.04
401	TEESTA V HPS	EASTERN REGION	CENTRAL SECTOR	NHPC LTD.	HYDRO-HYDRO	SIKKIM	510.00	2601.36	126.70	116.31	116.31	232.62
402	TLDP -III	EASTERN REGION	CENTRAL SECTOR	NHPC LTD.	HYDRO-HYDRO	WEST BENGAL	132.00	588.83	457.88	265.00	265.00	530.00
403	TLDP -IV	EASTERN REGION	CENTRAL SECTOR	NHPC LTD.	HYDRO-HYDRO	WEST BENGAL	160.00	724.54	325.43	217.50	217.50	435.01
404	KUDGI I	SOUTHERN REGION	CENTRAL SECTOR	NTPC LTD.	THERMAL-COAL	KARNATAKA	2400.00	6375.00	0.00	167.00	394.00	561.00
405	FARAKKA STPS I & II	EASTERN REGION	CENTRAL SECTOR	NTPC LTD.	THERMAL-COAL	WEST BENGAL	1600.00	8483.00	0.00	82.00	290.00	372.00
406	FARAKKA STPS III	EASTERN REGION	CENTRAL SECTOR	NTPC LTD.	THERMAL-COAL	WEST BENGAL	500.00	2920.00	0.00	149.00	285.00	434.00
407	BONGAIGAON TPS	EASTERN REGION	CENTRAL SECTOR	NTPC LTD.	THERMAL-COAL	ASSAM	750.00	3879.00	0.00	241.00	314.00	555.00
408	KAHALGAON STPS I	EASTERN REGION	CENTRAL SECTOR	NTPC LTD.	THERMAL-COAL	BIHAR	840.00	5254.00	0.00	105.00	261.00	366.00
409	KAHALGAON STPS II	EASTERN REGION	CENTRAL SECTOR	NTPC LTD.	THERMAL-COAL	BIHAR	1500.00	9371.00	0.00	109.00	246.00	355.00
410	BARAUNI I	EASTERN REGION	CENTRAL SECTOR	NTPC LTD.	THERMAL-COAL	BIHAR	110.00	69.00	0.00	89.00	404.00	493.00
411	BARAUNI II	EASTERN REGION	CENTRAL SECTOR	NTPC LTD.	THERMAL-COAL	BIHAR	500.00	2066.00	0.00	176.00	264.00	440.00
412	BARH I	EASTERN REGION	CENTRAL SECTOR	NTPC LTD.	THERMAL-COAL	BIHAR	460.00	1727.00	0.00	243.00	261.00	504.00
413	BARH-II	EASTERN REGION	CENTRAL SECTOR	NTPC LTD.	THERMAL-COAL	BIHAR	1320.00	7376.00	0.00	184.00	291.00	475.00
414	DARULPALI	EASTERN REGION	CENTRAL SECTOR	NTPC LTD.	THERMAL-COAL	ODISHA	1600.00	8325.00	0.00	166.00	106.00	272.00
415	TALCHER KANIHA I	EASTERN REGION	CENTRAL SECTOR	NTPC LTD.	THERMAL-COAL	ODISHA	1000.00	6706.00	0.00	96.00	179.00	275.00
416	TALCHER KANIHA II	EASTERN REGION	CENTRAL SECTOR	NTPC LTD.	THERMAL-COAL	ODISHA	2000.00	13499.00	0.00	71.00	176.00	247.00
417	HPP(hiring Power Plant)-I	EASTERN REGION	PRIVATE SECTOR	A&N ISLAND	THERMAL-DIESEL	A&N ISLAND	8.00	37591.35	0.00	29.51	6.85	3636.00
418	HPP-II	EASTERN REGION	PRIVATE SECTOR	A&N ISLAND	THERMAL-DIESEL	A&N ISLAND	16.00	52408.56	0.00	29.51	6.85	3636.00
419	CHATHAM	EASTERN REGION	PRIVATE SECTOR	A&N ISLAND	THERMAL-DIESEL	A&N ISLAND	15.00	938.30	0.00	29.51	6.85	3636.00
420	PHONEIX BAY	EASTERN REGION	PRIVATE SECTOR	A&N ISLAND	THERMAL-DIESEL	A&N ISLAND	9.80	6470.75	0.00	29.51	6.85	3636.00
421	RAJ NIWAS	EASTERN REGION	PRIVATE SECTOR	A&N ISLAND	THERMAL-DIESEL	A&N ISLAND	0.51	93.15	0.00	29.51	6.85	3636.00
422	SECRETARIATE	EASTERN REGION	PRIVATE SECTOR	A&N ISLAND	THERMAL-DIESEL	A&N ISLAND	1.50	31.27	0.00	29.51	6.85	3636.00
423	Panighat,Mayabunder(Pvt.)	EASTERN REGION	PRIVATE SECTOR	A&N ISLAND	THERMAL-DIESEL	A&N ISLAND	2.90	9576.47	0.00	29.51	6.85	3636.00
424	Afrabay Power House	EASTERN REGION	PRIVATE SECTOR	A&N ISLAND	THERMAL-DIESEL	A&N ISLAND	0.03	30.75	0.00	29.51	6.85	3636.00
425	Pilow Panja Power House	EASTERN REGION	PRIVATE SECTOR	A&N ISLAND	THERMAL-DIESEL	A&N ISLAND	0.01	18.68	0.00	29.51	6.85	3636.00
426	Macachuwa Power House	EASTERN REGION	PRIVATE SECTOR	A&N ISLAND	THERMAL-DIESEL	A&N ISLAND	0.05	22.52	0.00	29.51	6.85	3636.00
427	Bangaon	EASTERN REGION	PRIVATE SECTOR	A&N ISLAND	THERMAL-DIESEL	A&N ISLAND	0.03	3.54	0.00	29.51	6.85	3636.00
428	Shaheed Dweep(Hired)	EASTERN REGION	PRIVATE SECTOR	A&N ISLAND	THERMAL-DIESEL	A&N ISLAND	1.97	3845.94	0.00	29.51	6.85	3636.00
429	Shaheed Dweep(Govt.)	EASTERN REGION	PRIVATE SECTOR	A&N ISLAND	THERMAL-DIESEL	A&N ISLAND	1.15	9347.03	0.00	29.51	6.85	3636.00
430	Swaraj Dweep	EASTERN REGION	PRIVATE SECTOR	A&N ISLAND	THERMAL-DIESEL	A&N ISLAND	3.74	698.80	0.00	29.51	6.85	3636.00
431	5 MW NTPC	EASTERN REGION	PRIVATE SECTOR	A&N ISLAND	THERMAL-DIESEL	A&N ISLAND	7.00	43014.64	0.00	29.51	6.85	3636.00
432	10 MW NTPC	EASTERN REGION	PRIVATE SECTOR	A&N ISLAND	THERMAL-DIESEL	A&N ISLAND	11.20	66800.30	0.00	29.51	6.85	3636.00
433	RUTLAND	EASTERN REGION	PRIVATE SECTOR	A&N ISLAND	THERMAL-DIESEL	A&N ISLAND	0.02	37.55	0.00	29.51	6.85	3636.00
434	BARATANG	EASTERN REGION	PRIVATE SECTOR	A&N ISLAND	THERMAL-DIESEL	A&N ISLAND	0.51	315.59	0.00	29.51	6.85	3636.00
435	RANGAT BAY	EASTERN REGION	PRIVATE SECTOR	A&N ISLAND	THERMAL-DIESEL	A&N ISLAND	8.20	18825.20	0.00	29.51	6.85	3636.00
436	LONG ISLAND	EASTERN REGION	PRIVATE SECTOR	A&N ISLAND	THERMAL-DIESEL	A&N ISLAND	0.64	475.19	0.00	29.51	6.85	3636.00
437	STRAIT ISLAND	EASTERN REGION	PRIVATE SECTOR	A&N ISLAND	THERMAL-DIESEL	A&N ISLAND	0.02	93.62	0.00	29.51	6.85	3636.00
438	HANSPURI	EASTERN REGION	PRIVATE SECTOR	A&N ISLAND	THERMAL-DIESEL	A&N ISLAND	0.03	22.41	0.00	29.51	6.85	3636.00
439	SMITH ISLAND	EASTERN REGION	PRIVATE SECTOR	A&N ISLAND	THERMAL-DIESEL	A&N ISLAND	0.09	65.14	0.00	29.51	6.85	3636.00
440	SITA NAGAR	EASTERN REGION	PRIVATE SECTOR	A&N ISLAND	THERMAL-DIESEL	A&N ISLAND	5.40	7597.93	0.00	29.51	6.85	3636.00
441	KHEP	EASTERN REGION	PRIVATE SECTOR	A&N ISLAND	HYDRO-HYDRO	A&N ISLAND	5.25	13156.12	0.00	0.00	0.00	Yet to decide
442	HUTBAY	EASTERN REGION	PRIVATE SECTOR	A&N ISLAND	THERMAL-DIESEL	A&N ISLAND	4.26	10635.40	0.00	29.51	6.85	3636.00
443	DUGONG CREEK	EASTERN REGION	PRIVATE SECTOR	A&N ISLAND	THERMAL-DIESEL	A&N ISLAND	0.13	72.84	0.00	29.51	6.85	3636.00
444	NPH CAR NICOBAR	EASTERN REGION	PRIVATE SECTOR	A&N ISLAND	THERMAL-DIESEL	A&N ISLAND	4.38	7363.68	0.00	29.51	6.85	3636.00
445	KAMORTA + COMMUNITY POWER HOUSE	EASTERN REGION	PRIVATE SECTOR	A&N ISLAND	THERMAL-DIESEL	A&N ISLAND	1.14	2586.52	0.00	29.51	6.85	3636.00
446	PILLPLOW	EASTERN REGION	PRIVATE SECTOR	A&N ISLAND	THERMAL-DIESEL	A&N ISLAND	0.02	28.87	0.00	29.51	6.85	3636.00
447	KADAMTALA	EASTERN REGION	PRIVATE SECTOR	A&N ISLAND	THERMAL-DIESEL	A&N ISLAND	0.51	21.78	0.00	29.51	6.85	3636.00
448	CHAMPION	EASTERN REGION	PRIVATE SECTOR	A&N ISLAND	THERMAL-DIESEL	A&N ISLAND	0.38	352.43	0.00	29.51	6.85	3636.00
449	KATCHAL	EASTERN REGION	PRIVATE SECTOR	A&N ISLAND	THERMAL-DIESEL	A&N ISLAND	1.26	799.47	0.00	29.51	6.85	3636.00
450	TERESSA	EASTERN REGION	PRIVATE SECTOR	A&N ISLAND	THERMAL-DIESEL	A&N ISLAND	0.51	624.79	0.00	29.51	6.85	3636.00
451	CHOWRA	EASTERN REGION	PRIVATE SECTOR	A&N ISLAND	THERMAL-DIESEL	A&N ISLAND	0.19	176.22	0.00	29.51	6.85	3636.00
452	CAMPBELL BAY/ COMM PH	EASTERN REGION	PRIVATE SECTOR	A&N ISLAND	THERMAL-DIESEL	A&N ISLAND	2.45	5278.56	0.00	29.51	6.85	3636.00
453	GANDHI NAGAR	EASTERN REGION	PRIVATE SECTOR	A&N ISLAND	THERMAL-DIESEL	A&N ISLAND	0.09	101.45	0.00	29.51	6.85	3636.00
454	SHANTI NAGAR	EASTERN REGION	PRIVATE SECTOR	A&N ISLAND	THERMAL-DIESEL	A&N ISLAND	0.09	50.47	0.00	29.51	6.85	3636.00
455	GANESH NAGAR	EASTERN REGION	PRIVATE SECTOR	A&N ISLAND	THERMAL-DIESEL	A&N ISLAND	0.09	74.38	0.00	29.51	6.85	3636.00
456	DSPM TPS KORBA EAST	WESTERN REGION	STATE SECTOR	CSPGCL	THERMAL-COAL	CHHATTISGARH	500.00	3597.60	260.00	138.60	155.50	294.10
457	KORBA-WEST EXTENSION	WESTERN REGION	STATE SECTOR	CSPGCL	THERMAL-COAL	CHHATTISGARH	500.00	3533.47	267.00	185.00	126.90	311.90
458	HASDEO TPS KORBA WEST	WESTERN REGION	STATE SECTOR	CSPGCL	THERMAL-COAL	CHHATTISGARH	840.00	4538.36	293.00	107.80	150.20	258.00

**RATE OF SALE OF POWER FOR THE YEAR 2021-22**

459	CO-GEN KAWARDHA	WESTERN REGION	STATE SECTOR	CSPGCL	THERMAL OTHERS	CHHATTISGARH	6.00	4.75	0.00	0.00	0.00	4.75
460	ATAL BIHARI VAJPAYEE TP	WESTERN REGION	STATE SECTOR	CSPGCL	THERMAL-COAL	CHHATTISGARH	1000.00	4532.54	488.00	249.10	139.90	389.00
461	HEP BANGO	WESTERN REGION	STATE SECTOR	CSPGCL	HYDRO-HYDRO	CHHATTISGARH	120.00	403.35	161.00	0.00	0.00	161.00
462	HEP GANGREL	WESTERN REGION	STATE SECTOR	CSPGCL	HYDRO-HYDRO	CHHATTISGARH	10.00	13.79	376.00	0.00	0.00	376.00
463	HEP SIKASAR	WESTERN REGION	STATE SECTOR	CSPGCL	HYDRO-HYDRO	CHHATTISGARH	7.00	7.13	266.00	0.00	0.00	266.00
464	MHP KORBA WEST	WESTERN REGION	STATE SECTOR	CSPGCL	HYDRO-HYDRO	CHHATTISGARH	1.70	5.92	272.00	0.00	0.00	272.00
465	DHUVARAN CCPP-1	WESTERN REGION	STATE SECTOR	GSECL	THERMAL-GAS	GUJARAT	106.62	61.83	1808.00	1102.00	891.00	1993.00
466	DHUVARAN CCPP-2	WESTERN REGION	STATE SECTOR	GSECL	THERMAL-GAS	GUJARAT	112.45	51.39	1567.00	1605.00	644.00	2249.00
467	DHUVARAN CCPP-3	WESTERN REGION	STATE SECTOR	GSECL	THERMAL-GAS	GUJARAT	376.10	135.32	1519.00	421.00	707.00	1128.00
468	GANDHI NAGAR TPS 3-4	WESTERN REGION	STATE SECTOR	GSECL	THERMAL-COAL	GUJARAT	420.00	1982.26	552.00	133.00	405.00	538.00
469	GANDHI NAGAR TPS 5	WESTERN REGION	STATE SECTOR	GSECL	THERMAL-COAL	GUJARAT	210.00	988.16	454.00	97.00	387.00	484.00
470	KUTCH LIG. TPS 3	WESTERN REGION	STATE SECTOR	GSECL	THERMAL-LIG	GUJARAT	75.00	397.78	688.00	276.00	323.00	599.00
471	KUTCH LIG. TPS 4	WESTERN REGION	STATE SECTOR	GSECL	THERMAL-LIG	GUJARAT	75.00	29.74	1991.00	252.00	372.00	624.00
472	SIKKA TPS 3-4	WESTERN REGION	STATE SECTOR	GSECL	THERMAL-COAL	GUJARAT	500.00	860.84	791.00	322.00	383.00	705.00
473	UKAI 3,4 & 5	WESTERN REGION	STATE SECTOR	GSECL	THERMAL-COAL	GUJARAT	610.00	2378.82	536.00	167.00	384.00	551.00
474	UKAI TPS 6	WESTERN REGION	STATE SECTOR	GSECL	THERMAL-COAL	GUJARAT	500.00	2205.93	456.00	132.00	345.00	477.00
475	WANAKBORI TPS 1-6	WESTERN REGION	STATE SECTOR	GSECL	THERMAL-COAL	GUJARAT	1260.00	4808.40	523.00	96.00	409.00	505.00
476	WANAKBORI TPS 7	WESTERN REGION	STATE SECTOR	GSECL	THERMAL-COAL	GUJARAT	210.00	1072.05	444.00	51.00	419.00	470.00
477	WANAKBORI TPS 8	WESTERN REGION	STATE SECTOR	GSECL	THERMAL-COAL	GUJARAT	800.00	4324.57	434.00	159.00	348.00	507.00
478	KADANA HPS	WESTERN REGION	STATE SECTOR	GSECL	HYDRO-HYDRO	GUJARAT	242.00	222.08	120.00	293.00	0.00	293.00
479	UKAI HPS	WESTERN REGION	STATE SECTOR	GSECL	HYDRO-HYDRO	GUJARAT	305.00	652.31	26.00	47.00	0.00	47.00
480	UGBPS II	WESTERN REGION	STATE SECTOR	GSECL	THERMAL-GAS	GUJARAT	374.57	263.97	1409.00	838.00	791.00	1629.00
481	TONS HYDRO POWER STATION	WESTERN REGION	STATE SECTOR	MPPGCL	HYDRO-HYDRO	MADHYA PRADESH	315.00	1105.00	117.00	37.00	66.00	103.00
482	BANSAGAR-II	WESTERN REGION	STATE SECTOR	MPPGCL	HYDRO-HYDRO	MADHYA PRADESH	30.00	84.00	117.00	71.00	67.00	138.00
483	BANSAGAR-III	WESTERN REGION	STATE SECTOR	MPPGCL	HYDRO-HYDRO	MADHYA PRADESH	60.00	39.00	117.00	323.00	291.00	614.00
484	JHINNA HPS	WESTERN REGION	STATE SECTOR	MPPGCL	HYDRO-HYDRO	MADHYA PRADESH	20.00	92.00	117.00	57.00	63.00	120.00
485	RANI AVANTI BAI-BARGI HPS	WESTERN REGION	STATE SECTOR	MPPGCL	HYDRO-HYDRO	MADHYA PRADESH	90.00	377.00	97.00	23.00	23.00	46.00
486	GANDHI SAGAR HPS	WESTERN REGION	STATE SECTOR	MPPGCL	HYDRO-HYDRO	MADHYA PRADESH	115.00	104.00	172.00	22.00	40.00	62.00
487	SANJAY GANDHI HPS	WESTERN REGION	STATE SECTOR	MPPGCL	HYDRO-HYDRO	MADHYA PRADESH	20.00	42.00	127.00	38.00	72.00	110.00
488	MADHIKHERA HPS	WESTERN REGION	STATE SECTOR	MPPGCL	HYDRO-HYDRO	MADHYA PRADESH	60.00	115.00	177.00	92.00	127.00	219.00
489	PENCH HPS	WESTERN REGION	STATE SECTOR	MPPGCL	HYDRO-HYDRO	MADHYA PRADESH	160.00	198.00	99.00	37.00	52.00	88.00
490	RAJGHAT HPS	WESTERN REGION	STATE SECTOR	MPPGCL	HYDRO-HYDRO	MADHYA PRADESH	45.00	43.00	284.00	114.00	148.00	262.00
491	AMARKANTAK PH III	WESTERN REGION	STATE SECTOR	MPPGCL	THERMAL-COAL	MADHYA PRADESH	210.00	1375.00	309.00	138.00	170.00	308.00
492	SANJAY GANDHI TPH/SGTTPS PH-I&II	WESTERN REGION	STATE SECTOR	MPPGCL	THERMAL-COAL	MADHYA PRADESH	840.00	3618.00	359.00	101.00	270.00	370.00
493	SANJAY GANDHI TPH/SGTTPS PH-III	WESTERN REGION	STATE SECTOR	MPPGCL	THERMAL-COAL	MADHYA PRADESH	500.00	2506.00	359.00	93.00	220.00	313.00
494	SATPURA TPH STPS PH IV-SARNI	WESTERN REGION	STATE SECTOR	MPPGCL	THERMAL-COAL	MADHYA PRADESH	500.00	3140.00	563.00	200.00	274.00	474.00
495	SHRI SINGHAJI TPH, KHANDWA-SSTPS PH-II	WESTERN REGION	STATE SECTOR	MPPGCL	THERMAL-COAL	MADHYA PRADESH	1320.00	4488.00	603.00	174.00	292.00	466.00
496	SHRI SINGHAJI TPH, KHANDWA-SSTPS PH-I	WESTERN REGION	STATE SECTOR	MPPGCL	THERMAL-COAL	MADHYA PRADESH	1200.00	4463.00	603.00	226.00	314.00	540.00
497	BHUSAWAL TPS U3,U4,U5	WESTERN REGION	STATE SECTOR	MSPGCL	THERMAL-COAL	MAHARASHTRA	1210.00	5714.38	511.00	148.00	302.00	450.00
498	CHANDRAPUR STPS U3 to U9	WESTERN REGION	STATE SECTOR	MSPGCL	THERMAL-COAL	MAHARASHTRA	1920.00	13675.69	454.00	100.00	279.00	379.00
499	KHAPERKHEDE	WESTERN REGION	STATE SECTOR	MSPGCL	THERMAL-COAL	MAHARASHTRA	1340.00	6483.81	478.00	108.00	291.00	399.00
500	KORADI TPS U6 TO U10	WESTERN REGION	STATE SECTOR	MSPGCL	THERMAL-COAL	MAHARASHTRA	2400.00	10806.95	528.00	106.00	257.00	363.00
501	NASIK TPS U3 to U8	WESTERN REGION	STATE SECTOR	MSPGCL	THERMAL-COAL	MAHARASHTRA	630.00	1782.18	564.00	120.00	386.00	506.00
502	PARLI TPS U4 TO U8	WESTERN REGION	STATE SECTOR	MSPGCL	THERMAL-COAL	MAHARASHTRA	1170.00	2553.11	660.00	165.00	349.00	514.00
503	PARAS U3 & U4	WESTERN REGION	STATE SECTOR	MSPGCL	THERMAL-COAL	MAHARASHTRA	500.00	2340.23	526.00	155.00	321.00	476.00
504	URAN	WESTERN REGION	STATE SECTOR	MSPGCL	THERMAL-GAS	MAHARASHTRA	672.00	2007.93	231.00	71.00	169.00	240.00
505	KOYANA	WESTERN REGION	STATE SECTOR	MSPGCL	HYDRO-HYDRO	MAHARASHTRA	1956.00	3618.69	135.00	107.70	21.00	128.70
506	SMALL HYDRO POWER PLANTS+ GHATGHAR PSS	WESTERN REGION	STATE SECTOR	MSPGCL	HYDRO-HYDRO	MAHARASHTRA	454.00	640.37	1328.70	376.80	0.00	376.80
507	BHIRA	WESTERN REGION	STATE SECTOR	MSPGCL	HYDRO-HYDRO	MAHARASHTRA	80.00	106.71	110.00	74.70	67.00	141.70
508	TILLARI	WESTERN REGION	STATE SECTOR	MSPGCL	HYDRO-HYDRO	MAHARASHTRA	89.00	116.62	203.00	79.20	78.00	157.20
509	SSP-RIVER BED POWER HOUSE	WESTERN REGION	STATE SECTOR	SSNPHP	HYDRO-HYDRO	GUJARAT	1200.00	923.70	294.66	0.00	205.00	205.00
510	SSP-CANAL HEAD POWER HOUSE	WESTERN REGION	STATE SECTOR	SSNPHP	HYDRO-HYDRO	GUJARAT	250.00	824.26	294.66	0.00	205.00	205.00
511	BUDGE BUDGE	EASTERN REGION	PRIVATE SECTOR	CESC LIMITED	THERMAL-COAL	WEST BENGAL	750.00	5132.00	0.00	111.00	196.00	307.00
512	SOUTHERN GENERATING STATION	EASTERN REGION	PRIVATE SECTOR	CESC LIMITED	THERMAL-COAL	WEST BENGAL	135.00	149.00	0.00	133.00	289.00	422.00
513	HALDIA ENERGY	EASTERN REGION	PRIVATE SECTOR	HALDIA ENERGY LTD.	THERMAL-COAL	WEST BENGAL	600.00	4276.00	0.00	233.83	292.43	526.26
514	DISHERGARH POWER STATION	EASTERN REGION	PRIVATE SECTOR	INDIA POWER CORPN.	THERMAL-COAL	WEST BENGAL	12.00	28.21	645.00	0.00	0.00	530.85
515	KAMALANGA TPS	EASTERN REGION	PRIVATE SECTOR	GMR KAMALANGA ENERGY LTD.	THERMAL-COAL	ODISHA	1050.00	7022.20	317.00	0.00	0.00	337.00
516	ADHUNIK POWER U-1	EASTERN REGION	PRIVATE SECTOR	ADHUNIK POWER	THERMAL-COAL	JHARKHAND	270.00	3727.37	393.00	0.00	0.00	405.00
517	ADHUNIK POWER U-2	EASTERN REGION	PRIVATE SECTOR	ADHUNIK POWER	THERMAL-COAL	JHARKHAND	270.00	3727.37	393.00	0.00	0.00	405.00
518	JHARSUGUDA ,VEDANTA LTD U1,3,4	EASTERN REGION	PRIVATE SECTOR	VEDANTA LTD.	THERMAL-COAL	ODISHA	1800.00	9710.00	265.00	0.00	0.00	370.00
519	JHARSUGUDA ,VEDANTA LTD 1215 MW TPP CAPTIVE	EASTERN REGION	PRIVATE SECTOR	VEDANTA LTD.	THERMAL-COAL	ODISHA	1215.00	8506.00	280.00	0.00	0.00	370.00
520	Lanigarh,VEDANTA LTD 90 MW COGENERATION TPP CAPTIVE	EASTERN REGION	PRIVATE SECTOR	VEDANTA LTD.	THERMAL-COAL	ODISHA	90.00	431.00	447.00	0.00	0.00	370.00
521	JHARSUGUDA ,VEDANTA LTD U2	EASTERN REGION	PRIVATE SECTOR	VEDANTA LTD.	THERMAL-COAL	ODISHA	600.00	2543.00	293.00	78.00	173.00	251.00

**RATE OF SALE OF POWER FOR THE YEAR 2021-22**

522	JOJOBERA UNIT 1	EASTERN REGION	PRIVATE SECTOR	TATA POWER COM. LTD.	THERMAL-COAL	JHARKHAND	67.50	419.00	383.00	213.00	383.00	596.00
523	JOJOBERA UNIT 2	EASTERN REGION	PRIVATE SECTOR	TATA POWER COM. LTD.	THERMAL-COAL	JHARKHAND	120.00	683.00	248.00	111.00	248.00	359.00
524	JOJOBERA UNIT 3	EASTERN REGION	PRIVATE SECTOR	TATA POWER COM. LTD.	THERMAL-COAL	JHARKHAND	120.00	785.00	250.00	129.00	250.00	379.00
525	JOJOBERA UNIT 4	EASTERN REGION	PRIVATE SECTOR	TATA POWER COM. LTD.	THERMAL-COAL	JHARKHAND	120.00	793.00	341.00	101.00	341.00	443.00
526	JOJOBERA UNIT 5	EASTERN REGION	PRIVATE SECTOR	TATA POWER COM. LTD.	THERMAL-COAL	JHARKHAND	120.00	814.00	7.00	145.00	7.00	152.00
527	JOJOBERA PH 6	EASTERN REGION	PRIVATE SECTOR	TATA POWER COM. LTD.	THERMAL-WHR	JHARKHAND	120.00	923.00	4.00	64.00	4.00	67.00
528	MAITHON UNIT 1 & 2	EASTERN REGION	PRIVATE SECTOR	TATA POWER COM. LTD.	THERMAL-COAL	JHARKHAND	1050.00	7061.00	256.00	152.00	256.00	408.00
529	KALINGANAGAR-IEL U1	EASTERN REGION	PRIVATE SECTOR	TATA POWER COM. LTD.	THERMAL WASTE GAS	ODISHA	67.50	991.00	0.00	168.00	0.00	168.00
530	KALINGANAGAR-IEL U2	EASTERN REGION	PRIVATE SECTOR	TATA POWER COM. LTD.	THERMAL WASTE GAS	ODISHA	67.50					
531	PPGCL	NORTHERN REGION	PRIVATE SECTOR	TATA POWER COM. LTD.	THERMAL-COAL	UTTAR PRADESH	1980.00	10102.00	217.00	112.00	228.00	339.00
532	LOKTAK HPS.	NORTH EASTERN REGION	CENTRAL SECTOR	NHPC LTD.	HYDRO-HYDRO	MANIPUR	105.00	389.18	346.71	194.54	194.54	389.07
533	AGARTALA GT	NORTH EASTERN REGION	CENTRAL SECTOR	NEEPCO	THERMAL-GAS	TRIPURA	135.00	891145.40	295.00	164.30	206.00	370.30
534	ASSAM GAS BASED POWER PLANT	NORTH EASTERN REGION	CENTRAL SECTOR	NEEPCO	THERMAL-GAS	ASSAM	291.00	1748152.40	264.00	181.10	165.70	346.80
535	DOYANG H.E.P.	NORTH EASTERN REGION	CENTRAL SECTOR	NEEPCO	HYDRO-HYDRO	NAGALAND	75.00	96516.00	937.00	573.20	269.70	842.90
536	KHANDONG H.E.P.	NORTH EASTERN REGION	CENTRAL SECTOR	NEEPCO	HYDRO-HYDRO	ASSAM	50.00	268367.70	250.00	92.30	82.40	174.70
537	KOPILI ST.- II H.E.P.	NORTH EASTERN REGION	CENTRAL SECTOR	NEEPCO	HYDRO-HYDRO	ASSAM	25.00	10763.20	250.00	138.40	80.00	218.40
538	RANGANADI H.E.P.	NORTH EASTERN REGION	CENTRAL SECTOR	NEEPCO	HYDRO-HYDRO	ARUNACHAL PRADESH	405.00	1145007.40	113.00	144.20	118.00	262.20
539	TRIPURA GAS BASED PLANT	NORTH EASTERN REGION	CENTRAL SECTOR	NEEPCO	THERMAL-GAS	TRIPURA	101.00	692947.00	350.00	253.90	216.30	470.20
540	KARBI LANGPI HPS.	NORTH EASTERN REGION	STATE SECTOR	ASSAM POWER GENCO	HYDRO-HYDRO	ASSAM	100.00	405.21	123.00	234.00	0.00	234.00
541	LAKWA TPS	NORTH EASTERN REGION	STATE SECTOR	ASSAM POWER GENCO	THERMAL-GAS	ASSAM	97.20	368.21	299.00	207.00	238.00	445.00
542	NAMRUP TPS	NORTH EASTERN REGION	STATE SECTOR	ASSAM POWER GENCO	THERMAL-GAS	ASSAM	64.50	148.16	450.00	144.00	158.00	302.00
543	LRPP	NORTH EASTERN REGION	STATE SECTOR	ASSAM POWER GENCO	THERMAL-GAS	ASSAM	69.76	498.79	225.00	67.00	155.00	222.00
544	MYNTRIANG SHEP ST. I & ST. II	NORTH EASTERN REGION	STATE SECTOR	ASSAM POWER GENCO	HYDRO-HYDRO	ASSAM	13.50	32.77	148.00	219.00	0.00	219.00
545	NRPP	NORTH EASTERN REGION	STATE SECTOR	ASSAM POWER GENCO	THERMAL-GAS	ASSAM	98.40	468.27	248.00	167.00	143.00	310.00
546	LIKIMRO HEP	NORTH EASTERN REGION	STATE SECTOR	GOVT. OF NAGALAND	HYDRO-HYDRO	NAGALAND	24.00	66.31	125.00	332.00	0.00	332.00
547	LANG HEP	NORTH EASTERN REGION	STATE SECTOR	GOVT. OF NAGALAND	HYDRO-HYDRO	NAGALAND	1.00	1.07	527.00	331.00	0.00	331.00
548	TEHOK HEP	NORTH EASTERN REGION	STATE SECTOR	GOVT. OF NAGALAND	HYDRO-HYDRO	NAGALAND	1.00	0.69	579.00	331.00	0.00	331.00
549	UMIAM ST. II	NORTH EASTERN REGION	STATE SECTOR	MEGHALAYA POWER GEN. COR. LTD	HYDRO-HYDRO	MEGHALAYA	20.00	33.69	398.00	26.00	26.00	52.00
550	UMIAM ST. III	NORTH EASTERN REGION	STATE SECTOR	MEGHALAYA POWER GEN. COR. LTD	HYDRO-HYDRO	MEGHALAYA	60.00	109.55	379.00	25.00	25.00	51.00
551	UMIAM ST. IV	NORTH EASTERN REGION	STATE SECTOR	MEGHALAYA POWER GEN. COR. LTD	HYDRO-HYDRO	MEGHALAYA	60.00	124.41	299.00	17.00	17.00	34.00
552	UMIAM ST. I	NORTH EASTERN REGION	STATE SECTOR	MEGHALAYA POWER GEN. COR. LTD	HYDRO-HYDRO	MEGHALAYA	36.00	64.36	337.00	18.00	18.00	36.00
553	SONAPANI	NORTH EASTERN REGION	STATE SECTOR	MEGHALAYA POWER GEN. COR. LTD	HYDRO-HYDRO	MEGHALAYA	1.50	5.49	221.00	18.00	18.00	36.00
554	NEW UMTRU	NORTH EASTERN REGION	STATE SECTOR	MEGHALAYA POWER GEN. COR. LTD	HYDRO-HYDRO	MEGHALAYA	40.00	159.67	613.00	95.00	95.00	190.00
555	LAKROH MHEP	NORTH EASTERN REGION	STATE SECTOR	MEGHALAYA POWER GEN. COR. LTD	HYDRO-HYDRO	MEGHALAYA	1.50	3.99	717.00	86.00	86.00	173.00
556	MLHEP	NORTH EASTERN REGION	STATE SECTOR	MEGHALAYA POWER GEN. COR. LTD	HYDRO-HYDRO	MEGHALAYA	126.00	376.69	522.00	101.00	101.00	202.00
557	KHAWIVA	NORTH EASTERN REGION	STATE SECTOR	MIZORAM POWER ELECT. DEPTT.	HYDRO-HYDRO	MIZORAM	1.05	1.21	54.70	0.00	0.00	823.00
558	TUIPUJ	NORTH EASTERN REGION	STATE SECTOR	MIZORAM POWER ELECT. DEPTT.	HYDRO-HYDRO	MIZORAM	0.50	0.46	54.70	0.00	0.00	823.00
559	MAICHARM -II	NORTH EASTERN REGION	STATE SECTOR	MIZORAM POWER ELECT. DEPTT.	HYDRO-HYDRO	MIZORAM	3.00	2.66	54.70	0.00	0.00	823.00

**RATE OF SALE OF POWER FOR THE YEAR 2021-22**

560	KAU TLABUNG	NORTH EASTERN REGION	STATE SECTOR	MIZORAM POWER ELECT. DEPTT.	HYDRO-HYDRO	MIZORAM	3.00	6.76	54.70	0.00	0.00	823.00
561	SERLUI -B	NORTH EASTERN REGION	STATE SECTOR	MIZORAM POWER ELECT. DEPTT.	HYDRO-HYDRO	MIZORAM	12.00	10.66	106.00	0.00	0.00	823.00
562	BARAMURA GT	NORTH EASTERN REGION	STATE SECTOR	TPGL	THERMAL-GAS	TRIPURA	42.00	232.89	288.00	147.00	300.00	447.00
563	ROKHIA GAS TP	NORTH EASTERN REGION	STATE SECTOR	TPGL	THERMAL-GAS	TRIPURA	63.00	330.75	282.00	120.00	335.00	455.00
564	GUMTI HPS.	NORTH EASTERN REGION	STATE SECTOR	TPGL	HYDRO-HYDRO	TRIPURA	15.00	9.33	241.00	166.00	0.00	166.00
565	PALATANA CGTPP	NORTH EASTERN REGION	CENTRAL SECTOR	ONGC TRIPURA POWER COM LTD	THERMAL-GAS	TRIPURA	726.60	3953.20	308.00	132.80	187.60	320.40
566	KODAYAR-I	SOUTHERN REGION	STATE SECTOR	TN GEN. & DIS. CORP. LTD.	HYDRO-HYDRO	TAMILNADU	60.00	0.00	0.00	0.00	0.00	573.00
567	KODAYAR-II	SOUTHERN REGION	STATE SECTOR	TN GEN. & DIS. CORP. LTD.	HYDRO-HYDRO	TAMILNADU	40.00	0.00	0.00	0.00	0.00	573.00
568	TEIREI	NORTH EASTERN REGION	STATE SECTOR	MIZORAM POWER ELECT. DEPTT.	HYDRO-HYDRO	MIZORAM	3.00	4.06	118.00	0.00	0.00	823.00
569	TURIAL H.E.P.	NORTH EASTERN REGION	CENTRAL SECTOR	NEEPCO	HYDRO-HYDRO	MIZORAM	60.00	131546.00	923.00	416.50	257.50	674.00
570	PARE H.E.P.	NORTH EASTERN REGION	CENTRAL SECTOR	NEEPCO	HYDRO-HYDRO	ARUNACHAL PRADESH	110.00	427544.10	402.00	0.00	520.00	520.00
571	SKS POWER GENERATION	WESTERN REGION	PRIVATE SECTOR	SKS POWER GENERATION CHHATTISGARH LTD.(SPGCL)	THERMAL COAL	CHHATTISGARH	1200.00	1504.64	307.00	0.00	324.00	324.00
572	MEJA LIRIA NIGAM PRIVATE	NORTHERN REGION	CENTRAL SECTOR	MEJA LIRIA NIGAM RKM	THERMAL COAL	UTTAR PRADESH	1320.00	7376.63	0.00	198.99	346.17	445.16
573	RKMPL UCCHPINDA THE	WESTERN REGION	PRIVATE SECTOR	POWERGEN PVT LTD	THERMAL-COAL	CHHATTISGARH	1440.00	6250.45	0.00	417.00	847.00	1264.00
574	IB THERMAL	EASTERN REGION	STATE SECTOR	ODISHA PGCL.	THERMAL-COAL	ODISHA	210.00	2609.11	0.00	0.00	0.00	274.00
575	IB THERMAL	EASTERN REGION	STATE SECTOR	ODISHA PGCL.	THERMAL-COAL	ODISHA	210.00					274.00
576	IB THERMAL	EASTERN REGION	STATE SECTOR	ODISHA PGCL.	THERMAL-COAL	ODISHA	660.00	6772.97	0.00	0.00	0.00	315.60
577	IB THERMAL	EASTERN REGION	STATE SECTOR	ODISHA PGCL.	THERMAL-COAL	ODISHA	660.00					315.60
578	ALIYAR MINI	SOUTHERN REGION	STATE SECTOR	TN GEN. & DIS. CORP. LTD.	HYDRO-HYDRO	TAMILNADU	2.50	0.00	0.00	0.00	0.00	573.00
579	PYKARA ULTIMATE	SOUTHERN REGION	STATE SECTOR	TN GEN. & DIS. CORP. LTD.	HYDRO-HYDRO	TAMILNADU	150.00	0.00	0.00	0.00	0.00	573.00
580	AMARAVATHY	SOUTHERN REGION	STATE SECTOR	TN GEN. & DIS. CORP. LTD.	HYDRO-HYDRO	TAMILNADU	4.00	0.00	0.00	0.00	0.00	573.00
581	BHAVANI RBC	SOUTHERN REGION	STATE SECTOR	TN GEN. & DIS. CORP. LTD.	HYDRO-HYDRO	TAMILNADU	8.00	0.00	0.00	0.00	0.00	573.00
582	BHAVANI KATTALAI (BKB)	SOUTHERN REGION	STATE SECTOR	TN GEN. & DIS. CORP. LTD.	HYDRO-HYDRO	TAMILNADU	110.00	0.00	0.00	0.00	0.00	573.00
583	PERUNCHANI	SOUTHERN REGION	STATE SECTOR	TN GEN. & DIS. CORP. LTD.	HYDRO-HYDRO	TAMILNADU	1.30	0.00	0.00	0.00	0.00	573.00
584	SRSAILAM LEBT BANK HES(SLBHES)	SOUTHERN REGION	STATE SECTOR	TSPGENCO	HYDRO-HYDRO	TELANGANA	900.00	2056.31	0.00	202.00	0.00	202.00
585	PJHES/Privadarshini	SOUTHERN REGION	STATE SECTOR	TSPGENCO	HYDRO-HYDRO	TELANGANA	234.00	332.15	0.00	362.00	0.00	362.00
586	PALLIVASAL	SOUTHERN REGION	STATE SECTOR	KSEB	HYDRO-HYDRO	KERALA	37.50	144.50	66.00	0.00	0.00	91.00
587	SENGULAM	SOUTHERN REGION	STATE SECTOR	KSEB	HYDRO-HYDRO	KERALA	51.20	182.72	66.00	0.00	0.00	91.00
588	NERIAMANGALAM &	SOUTHERN REGION	STATE SECTOR	KSEB	HYDRO-HYDRO	KERALA	77.65	445.44	66.00	0.00	0.00	91.00
589	PANNIAR	SOUTHERN REGION	STATE SECTOR	KSEB	HYDRO-HYDRO	KERALA	32.40	213.17	66.00	0.00	0.00	91.00
590	PORINGALKUTHU &	SOUTHERN REGION	STATE SECTOR	KSEB	HYDRO-HYDRO	KERALA	52.00	309.42	91.00	0.00	0.00	91.00
591	SHOLAYAR	SOUTHERN REGION	STATE SECTOR	KSEB	HYDRO-HYDRO	KERALA	54.00	262.62	66.00	0.00	0.00	91.00
592	SABARIGIRI	SOUTHERN REGION	STATE SECTOR	KSEB	HYDRO-HYDRO	KERALA	340.00	2047.69	91.00	0.00	0.00	91.00
593	KUTTIYADI,KUTTIYADI	SOUTHERN REGION	STATE SECTOR	KSEB	HYDRO-HYDRO	KERALA	228.80	761.31	66.00	0.00	0.00	91.00
594	IDUKKI	SOUTHERN REGION	STATE SECTOR	KSEB	HYDRO-HYDRO	KERALA	780.00	3709.68	66.00	0.00	0.00	91.00
595	IDAMALAYAR	SOUTHERN REGION	STATE SECTOR	KSEB	HYDRO-HYDRO	KERALA	75.00	381.21	66.00	0.00	0.00	91.00
596	KALLADA	SOUTHERN REGION	STATE SECTOR	KSEB	HYDRO-HYDRO	KERALA	15.00	59.89	66.00	0.00	0.00	91.00
597	PEPPARA	SOUTHERN REGION	STATE SECTOR	KSEB	HYDRO-HYDRO	KERALA	3.00	10.52	66.00	0.00	0.00	91.00
598	LOWER PERIYAR	SOUTHERN REGION	STATE SECTOR	KSEB	HYDRO-HYDRO	KERALA	180.00	811.91	66.00	0.00	0.00	91.00
599	MADUPETTY	SOUTHERN REGION	STATE SECTOR	KSEB	HYDRO-HYDRO	KERALA	2.00	6.52	66.00	0.00	0.00	91.00
600	KAKKAD	SOUTHERN REGION	STATE SECTOR	KSEB	HYDRO-HYDRO	KERALA	50.00	272.69	66.00	0.00	0.00	91.00
601	MALAMPUZHA	SOUTHERN REGION	STATE SECTOR	KSEB	HYDRO-HYDRO	KERALA	2.50	3.88	66.00	0.00	0.00	91.00
602	CHEMBUKADAVU STAGE	SOUTHERN REGION	STATE SECTOR	KSEB	HYDRO-HYDRO	KERALA	2.70	5.03	66.00	0.00	0.00	91.00
603	CHEMBUKADAVU STAGE	SOUTHERN REGION	STATE SECTOR	KSEB	HYDRO-HYDRO	KERALA	3.75	7.81	66.00	0.00	0.00	91.00
604	URUMI STAGE I	SOUTHERN REGION	STATE SECTOR	KSEB	HYDRO-HYDRO	KERALA	3.75	8.86	66.00	0.00	0.00	91.00
605	URUMI STAGEII	SOUTHERN REGION	STATE SECTOR	KSEB	HYDRO-HYDRO	KERALA	2.40	5.76	66.00	0.00	0.00	91.00
606	MALANKARA	SOUTHERN REGION	STATE SECTOR	KSEB	HYDRO-HYDRO	KERALA	10.50	28.07	66.00	0.00	0.00	91.00
607	LOWER MEENMUTTY	SOUTHERN REGION	STATE SECTOR	KSEB	HYDRO-HYDRO	KERALA	3.50	6.94	66.00	0.00	0.00	91.00
608	POOZHITHODE	SOUTHERN REGION	STATE SECTOR	KSEB	HYDRO-HYDRO	KERALA	4.80	13.64	66.00	0.00	0.00	91.00
609	RANNI PERINAD	SOUTHERN REGION	STATE SECTOR	KSEB	HYDRO-HYDRO	KERALA	4.00	10.28	66.00	0.00	0.00	91.00
610	KOZHIKODE DIESEL	SOUTHERN REGION	STATE SECTOR	KSEB	THERMAL-DIESEL	KERALA	96.00	0.00	0.00	0.00	0.00	91.00
611	PEECHI	SOUTHERN REGION	STATE SECTOR	KSEB	HYDRO-HYDRO	KERALA	1.25	0.00	66.00	0.00	0.00	91.00
612	VILANGADU	SOUTHERN REGION	STATE SECTOR	KSEB	HYDRO-HYDRO	KERALA	7.50	19.13	66.00	0.00	0.00	91.00
613	CHIMONY	SOUTHERN REGION	STATE SECTOR	KSEB	HYDRO-HYDRO	KERALA	2.50	8.34	66.00	0.00	0.00	91.00
614	ADYANPARA	SOUTHERN REGION	STATE SECTOR	KSEB	HYDRO-HYDRO	KERALA	3.50	11.95	66.00	0.00	0.00	91.00
615	BARAPOLE	SOUTHERN REGION	STATE SECTOR	KSEB	HYDRO-HYDRO	KERALA	15.00	49.23	66.00	0.00	0.00	91.00
616	VELLATHOVAL	SOUTHERN REGION	STATE SECTOR	KSEB	HYDRO-HYDRO	KERALA	3.60	10.01	0.00	0.00	0.00	91.00
617	PERUMTHENARUVI	SOUTHERN REGION	STATE SECTOR	KSEB	HYDRO-HYDRO	KERALA	6.00	7.31	66.00	0.00	0.00	91.00
618	KAKAYAM	SOUTHERN REGION	STATE SECTOR	KSEB	HYDRO-HYDRO	KERALA	3.00	7.49	66.00	0.00	0.00	91.00

**RATE OF SALE OF POWER FOR THE YEAR 2021-22**

619	GODAVARI GAS POWER PLANT(FORMERLY GVK PH 1),A unit of APEPDCL	SOUTHERN REGION	STATE SECTOR	GGPP	THERMAL-GAS	ANDHRA PRADESH	216.00	490.60	302.00	20.00	220.00	240.00
620	CHANJU I HEP	NORTHERN REGION	PRIVATE SECTOR	IA HYDRO ENERGY PVT LTD	HYDRO-HYDRO	HIMACHAL PRADESH	36.00	144.57	4.66	0.00	0.00	384.00
621	DHARIWAL INFRASTRUCTURE LTD	WESTERN REGION	PRIVATE SECTOR	DIL	THERMAL-COAL	MAHARASHTRA	300.00	1754.00	413.00	120.00	287.00	407.00
622	DHARIWAL INFRASTRUCTURE LTD	WESTERN REGION	PRIVATE SECTOR	DIL	THERMAL-COAL	MAHARASHTRA	300.00	1922.00		181.00	247.00	428.00
623	CHELLENG KANG PH-1	NORTH EASTERN REGION	STATE SECTOR	DHPD	HYDRO-HYDRO	ARUNACHAL PRADESH	0.03	43.58	329.00	0.00	306.00	306.00
624	CHELLENG KANG PH-II	NORTH EASTERN REGION	STATE SECTOR	DHPD	HYDRO-HYDRO	ARUNACHAL PRADESH	0.03	70.19	329.00	0.00	306.00	306.00
625	SHAKTI NALLAH	NORTH EASTERN REGION	STATE SECTOR	DHPD	HYDRO-HYDRO	ARUNACHAL PRADESH	0.10	42.11	329.00	0.00	306.00	306.00
626	THIMBU	NORTH EASTERN REGION	STATE SECTOR	DHPD	HYDRO-HYDRO	ARUNACHAL PRADESH	0.10	43.62	329.00	0.00	306.00	306.00
627	KHET	NORTH EASTERN REGION	STATE SECTOR	DHPD	HYDRO-HYDRO	ARUNACHAL PRADESH	0.10	95.36	329.00	0.00	306.00	306.00
628	TSECHU NALLAH	NORTH EASTERN REGION	STATE SECTOR	DHPD	HYDRO-HYDRO	ARUNACHAL PRADESH	0.100	38.41	329.00	0.00	306.00	306.00
629	MAGO MHS	NORTH EASTERN REGION	STATE SECTOR	DHPD	HYDRO-HYDRO	ARUNACHAL PRADESH	0.1 00	60.82	329.00	0.00	306.00	306.00
630	NURANANG	NORTH EASTERN REGION	STATE SECTOR	DHPD	HYDRO-HYDRO	ARUNACHAL PRADESH	6.00	9245.34	329.00	0.00	306.00	306.00
631	KITPI PH-I	NORTH EASTERN REGION	STATE SECTOR	DHPD	HYDRO-HYDRO	ARUNACHAL PRADESH	1.50	154.92	329.00	0.00	306.00	306.00
632	KITPI MHS PH-II	NORTH EASTERN REGION	STATE SECTOR	DHPD	HYDRO-HYDRO	ARUNACHAL PRADESH	3.00	3611.71	329.00	0.00	306.00	306.00
633	T. GOMPA	NORTH EASTERN REGION	STATE SECTOR	DHPD	HYDRO-HYDRO	ARUNACHAL PRADESH	0.05	70.51	329.00	0.00	306.00	306.00
634	BONG LENG	NORTH EASTERN REGION	STATE SECTOR	DHPD	HYDRO-HYDRO	ARUNACHAL PRADESH	0.10	47.61	329.00	0.00	306.00	306.00
635	BRAMDHONGCHUNG PH-I	NORTH EASTERN REGION	STATE SECTOR	DHPD	HYDRO-HYDRO	ARUNACHAL PRADESH	0.100	0.00	329.00	0.00	306.00	306.00
636	BRAMD HONGC HUNG PH-I	NORTH EASTERN REGION	STATE SECTOR	DHPD	HYDRO-HYDRO	ARUNACHAL PRADESH	0.100	15.60	329.00	0.00	306.00	306.00
637	MUKTO MHS	NORTH EASTERN REGION	STATE SECTOR	DHPD	HYDRO-HYDRO	ARUNACHAL PRADESH	6.00	4217.26	535.00	0.00	304.00	304.00
638	NURANANG PH-II	NORTH EASTERN REGION	STATE SECTOR	DHPD	HYDRO-HYDRO	ARUNACHAL PRADESH	1.00	1183.08	329.00	0.00	306.00	306.00
639	RAHUNG	NORTH EASTERN REGION	STATE SECTOR	DHPD	HYDRO-HYDRO	ARUNACHAL PRADESH	0.75	1042.42	329.00	0.00	306.00	306.00
640	DIRANG	NORTH EASTERN REGION	STATE SECTOR	DHPD	HYDRO-HYDRO	ARUNACHAL PRADESH	2.00	2274.38	329.00	0.00	306.00	306.00
641	SAKTANGRONG MHS	NORTH EASTERN REGION	STATE SECTOR	DHPD	HYDRO-HYDRO	ARUNACHAL PRADESH	0.30	0.00	329.00	0.00	306.00	306.00
642	ZHONGDONGRONG	NORTH EASTERN REGION	STATE SECTOR	DHPD	HYDRO-HYDRO	ARUNACHAL PRADESH	1.00	628.17	329.00	0.00	306.00	306.00
643	SESSA	NORTH EASTERN REGION	STATE SECTOR	DHPD	HYDRO-HYDRO	ARUNACHAL PRADESH	1.50	85.26	329.00	0.00	306.00	306.00
644	RUPA	NORTH EASTERN REGION	STATE SECTOR	DHPD	HYDRO-HYDRO	ARUNACHAL PRADESH	0.20	106.81	329.00	0.00	306.00	306.00
645	DOKUMPANI	NORTH EASTERN REGION	STATE SECTOR	DHPD	HYDRO-HYDRO	ARUNACHAL PRADESH	0.03	0.00	329.00	0.00	306.00	306.00
646	DOMKHRONG	NORTH EASTERN REGION	STATE SECTOR	DHPD	HYDRO-HYDRO	ARUNACHAL PRADESH	1.00	1090.74	329.00	0.00	306.00	306.00
647	SINCHUNG	NORTH EASTERN REGION	STATE SECTOR	DHPD	HYDRO-HYDRO	ARUNACHAL PRADESH	0.03	0.00	329.00	0.00	306.00	306.00
648	ANKALING	NORTH EASTERN REGION	STATE SECTOR	DHPD	HYDRO-HYDRO	ARUNACHAL PRADESH	0.03	0.00	329.00	0.00	306.00	306.00
649	DIKSHI	NORTH EASTERN REGION	STATE SECTOR	DHPD	HYDRO-HYDRO	ARUNACHAL PRADESH	0.06	37.31	329.00	0.00	306.00	306.00
650	KHADYABEY	NORTH EASTERN REGION	STATE SECTOR	DHPD	HYDRO-HYDRO	ARUNACHAL PRADESH	0.20	0.00	329.00	0.00	306.00	306.00
651	JIGAON	NORTH EASTERN REGION	STATE SECTOR	DHPD	HYDRO-HYDRO	ARUNACHAL PRADESH	0.10	131.26	329.00	0.00	306.00	306.00
652	SEPPA	NORTH EASTERN REGION	STATE SECTOR	DHPD	HYDRO-HYDRO	ARUNACHAL PRADESH	0.30	0.00	329.00	0.00	306.00	306.00
653	PAKKE KESSANG	NORTH EASTERN REGION	STATE SECTOR	DHPD	HYDRO-HYDRO	ARUNACHAL PRADESH	0.03	0.00	329.00	0.00	306.00	306.00
654	PACHA MHS	NORTH EASTERN REGION	STATE SECTOR	DHPD	HYDRO-HYDRO	ARUNACHAL PRADESH	3.00	5501.22	329.00	0.00	306.00	306.00
655	PAKOTI	NORTH EASTERN REGION	STATE SECTOR	DHPD	HYDRO-HYDRO	ARUNACHAL PRADESH	0.10	307.41	329.00	0.00	306.00	306.00
656	PATTA NALLAH	NORTH EASTERN REGION	STATE SECTOR	DHPD	HYDRO-HYDRO	ARUNACHAL PRADESH	0.10	357.06	329.00	0.00	306.00	306.00
657	WATTE MAME	NORTH EASTERN REGION	STATE SECTOR	DHPD	HYDRO-HYDRO	ARUNACHAL PRADESH	0.50	197.57	329.00	0.00	306.00	306.00
658	KADE NALLAH	NORTH EASTERN REGION	STATE SECTOR	DHPD	HYDRO-HYDRO	ARUNACHAL PRADESH	0.05	0.00	329.00	0.00	306.00	306.00
659	KOYE	NORTH EASTERN REGION	STATE SECTOR	DHPD	HYDRO-HYDRO	ARUNACHAL PRADESH	0.05	0.00	363.00	0.00	306.00	306.00
660	PAYA MHS AT HIYA	NORTH EASTERN REGION	STATE SECTOR	DHPD	HYDRO-HYDRO	ARUNACHAL PRADESH	0.10	0.00	363.00	0.00	306.00	306.00
661	KIDDING MHS	NORTH EASTERN REGION	STATE SECTOR	DHPD	HYDRO-HYDRO	ARUNACHAL PRADESH	0.50	752.40	552.00	0.00	368.00	368.00
662	DUMI DUTTE	NORTH EASTERN REGION	STATE SECTOR	DHPD	HYDRO-HYDRO	ARUNACHAL PRADESH	0.03	0.00	552.00	0.00	368.00	368.00
663	PAPPEY NALLAH	NORTH EASTERN REGION	STATE SECTOR	DHPD	HYDRO-HYDRO	ARUNACHAL PRADESH	0.01	0.00	363.00	0.00	306.00	306.00

**RATE OF SALE OF POWER FOR THE YEAR 2021-22**

664	PAYU MHS AT KOLORIAN	NORTH EASTERN REGION	STATE SECTOR	DHPD	HYDRO-HYDRO	ARUNACHAL PRADESH	1.00	790.03	389.00	0.00	304.00	304.00
665	PATTE MHS AT TALI	NORTH EASTERN REGION	STATE SECTOR	DHPD	HYDRO-HYDRO	ARUNACHAL PRADESH	0.03	0.00	363.00	0.00	306.00	306.00
666	CHAMBANG	NORTH EASTERN REGION	STATE SECTOR	DHPD	HYDRO-HYDRO	ARUNACHAL PRADESH	0.03	0.00	363.00	0.00	306.00	306.00
667	MAI PH-I	NORTH EASTERN REGION	STATE SECTOR	DHPD	HYDRO-HYDRO	ARUNACHAL PRADESH	2.00	1377.79	363.00	0.00	306.00	306.00
668	MAI PH-II	NORTH EASTERN REGION	STATE SECTOR	DHPD	HYDRO-HYDRO	ARUNACHAL PRADESH	0.10	182.99	363.00	0.00	306.00	306.00
669	TAGO	NORTH EASTERN REGION	STATE SECTOR	DHPD	HYDRO-HYDRO	ARUNACHAL PRADESH	4.50	3065.11	363.00	0.00	306.00	306.00
670	MARO	NORTH EASTERN REGION	STATE SECTOR	DHPD	HYDRO-HYDRO	ARUNACHAL PRADESH	0.03	0.00	363.00	0.00	306.00	306.00
671	SIPPI	NORTH EASTERN REGION	STATE SECTOR	DHPD	HYDRO-HYDRO	ARUNACHAL PRADESH	4.00	644.16	363.00	0.00	306.00	306.00
672	PINTO KARO	NORTH EASTERN REGION	STATE SECTOR	DHPD	HYDRO-HYDRO	ARUNACHAL PRADESH	0.03	0.00	363.00	0.00	306.00	306.00
673	SIKIN KORO	NORTH EASTERN REGION	STATE SECTOR	DHPD	HYDRO-HYDRO	ARUNACHAL PRADESH	0.20	0.02	363.00	0.00	306.00	306.00
674	SINYUM KORO	NORTH EASTERN REGION	STATE SECTOR	DHPD	HYDRO-HYDRO	ARUNACHAL PRADESH	1.00	0.00	363.00	0.00	306.00	306.00
675	DULOM ( DAPORUJO )	NORTH EASTERN REGION	STATE SECTOR	DHPD	HYDRO-HYDRO	ARUNACHAL PRADESH	0.40	0.00	363.00	0.00	306.00	306.00
676	AYINGMURI MHS	NORTH EASTERN REGION	STATE SECTOR	DHPD	HYDRO-HYDRO	ARUNACHAL PRADESH	0.25	2.43	363.00	0.00	306.00	306.00
677	LIMEKING MHS	NORTH EASTERN REGION	STATE SECTOR	DHPD	HYDRO-HYDRO	ARUNACHAL PRADESH	0.03	0.00	363.00	0.00	306.00	306.00
678	KOJIN NALLAH	NORTH EASTERN REGION	STATE SECTOR	DHPD	HYDRO-HYDRO	ARUNACHAL PRADESH	0.10	0.00	363.00	0.00	306.00	306.00
679	SIYUM	NORTH EASTERN REGION	STATE SECTOR	DHPD	HYDRO-HYDRO	ARUNACHAL PRADESH	0.03	0.00	363.00	0.00	306.00	306.00
680	PAGI (BASAR)	NORTH EASTERN REGION	STATE SECTOR	DHPD	HYDRO-HYDRO	ARUNACHAL PRADESH	0.100	110.83	329.00	0.00	306.00	306.00
681	DALI	NORTH EASTERN REGION	STATE SECTOR	DHPD	HYDRO-HYDRO	ARUNACHAL PRADESH	0.40	374.21	329.00	0.00	306.00	306.00
682	LIROMOBA	NORTH EASTERN REGION	STATE SECTOR	DHPD	HYDRO-HYDRO	ARUNACHAL PRADESH	2.00	187.94	329.00	0.00	306.00	306.00
683	ALONG	NORTH EASTERN REGION	STATE SECTOR	DHPD	HYDRO-HYDRO	ARUNACHAL PRADESH	0.30	0.00	329.00	0.00	306.00	306.00
684	YOMCHA	NORTH EASTERN REGION	STATE SECTOR	DHPD	HYDRO-HYDRO	ARUNACHAL PRADESH	0.05	0.00	329.00	0.00	306.00	306.00
685	KAMBA MHS	NORTH EASTERN REGION	STATE SECTOR	DHPD	HYDRO-HYDRO	ARUNACHAL PRADESH	6.00	1856.90	329.00	0.00	306.00	306.00
686	ANGU MHS	NORTH EASTERN REGION	STATE SECTOR	DHPD	HYDRO-HYDRO	ARUNACHAL PRADESH	0.05	0.00	329.00	0.00	306.00	306.00
687	BEYE	NORTH EASTERN REGION	STATE SECTOR	DHPD	HYDRO-HYDRO	ARUNACHAL PRADESH	0.03	0.00	329.00	0.00	306.00	306.00
688	MECHUKA	NORTH EASTERN REGION	STATE SECTOR	DHPD	HYDRO-HYDRO	ARUNACHAL PRADESH	0.15	224.56	329.00	0.00	306.00	306.00
689	YINGKO SIKONG AT RAPU	NORTH EASTERN REGION	STATE SECTOR	DHPD	HYDRO-HYDRO	ARUNACHAL PRADESH	0.05	51.45	329.00	0.00	306.00	306.00
690	SIRIKORANG MHS	NORTH EASTERN REGION	STATE SECTOR	DHPD	HYDRO-HYDRO	ARUNACHAL PRADESH	0.50	1354.06	329.00	0.00	306.00	306.00
691	SOLEGOMANG MHS	NORTH EASTERN REGION	STATE SECTOR	DHPD	HYDRO-HYDRO	ARUNACHAL PRADESH	0.05	42.49	329.00	0.00	306.00	306.00
692	BORUNG MHS	NORTH EASTERN REGION	STATE SECTOR	DHPD	HYDRO-HYDRO	ARUNACHAL PRADESH	0.05	0.00	329.00	0.00	306.00	306.00
693	DEOPANI PH-I MHS	NORTH EASTERN REGION	STATE SECTOR	DHPD	HYDRO-HYDRO	ARUNACHAL PRADESH	0.75	0.00	329.00	0.00	306.00	306.00
694	DEOPANI PH-II MHS	NORTH EASTERN REGION	STATE SECTOR	DHPD	HYDRO-HYDRO	ARUNACHAL PRADESH	0.75	0.00	329.00	0.00	306.00	306.00
695	ABHAPANI MHS AT SIMAF	NORTH EASTERN REGION	STATE SECTOR	DHPD	HYDRO-HYDRO	ARUNACHAL PRADESH	0.45	0.00	329.00	0.00	306.00	306.00
696	ECHI AHFRA AT ANAYA	NORTH EASTERN REGION	STATE SECTOR	DHPD	HYDRO-HYDRO	ARUNACHAL PRADESH	0.40	70.35	329.00	0.00	306.00	306.00
697	TAH AHFRA PH-I & PH-II	NORTH EASTERN REGION	STATE SECTOR	DHPD	HYDRO-HYDRO	ARUNACHAL PRADESH	0.10	0.00	329.00	0.00	306.00	306.00
698	CHINI AHFRA AT AMULI	NORTH EASTERN REGION	STATE SECTOR	DHPD	HYDRO-HYDRO	ARUNACHAL PRADESH	0.25	0.00	329.00	0.00	306.00	306.00
699	AWAPANI PH-I AT LG	NORTH EASTERN REGION	STATE SECTOR	DHPD	HYDRO-HYDRO	ARUNACHAL PRADESH	0.15	0.00	329.00	0.00	306.00	306.00
700	AWAPANI PH-II AT LG	NORTH EASTERN REGION	STATE SECTOR	DHPD	HYDRO-HYDRO	ARUNACHAL PRADESH	0.50	1029.25	329.00	0.00	306.00	306.00
701	ECHITO NALLAH AT DAM	NORTH EASTERN REGION	STATE SECTOR	DHPD	HYDRO-HYDRO	ARUNACHAL PRADESH	0.04	42.30	329.00	0.00	306.00	306.00
702	RUPAPANI AT PUNLI	NORTH EASTERN REGION	STATE SECTOR	DHPD	HYDRO-HYDRO	ARUNACHAL PRADESH	0.04	49.02	329.00	0.00	306.00	306.00
703	CHU NALLAH AT MIPI	NORTH EASTERN REGION	STATE SECTOR	DHPD	HYDRO-HYDRO	ARUNACHAL PRADESH	0.03	34.27	329.00	0.00	306.00	306.00
704	AWAPANI AT GEPULINE	NORTH EASTERN REGION	STATE SECTOR	DHPD	HYDRO-HYDRO	ARUNACHAL PRADESH	0.50	777.86	329.00	0.00	306.00	306.00
708	TISSUE	NORTH EASTERN REGION	STATE SECTOR	DHPD	HYDRO-HYDRO	ARUNACHAL PRADESH	0.40	44.57	329.00	0.00	306.00	306.00
709	TIMING	NORTH EASTERN REGION	STATE SECTOR	DHPD	HYDRO-HYDRO	ARUNACHAL PRADESH	0.05	23.66	329.00	0.00	306.00	306.00
710	NGONALO AT VIJAYNAGA	NORTH EASTERN REGION	STATE SECTOR	DHPD	HYDRO-HYDRO	ARUNACHAL PRADESH	0.10	0.00	329.00	0.00	306.00	306.00
711	SIRNYUK SHP	NORTH EASTERN REGION	STATE SECTOR	DHPD	HYDRO-HYDRO	ARUNACHAL PRADESH	2.00	2008.01	329.00	0.00	306.00	306.00
712	GOSANG (SIRI) MHS	NORTH EASTERN REGION	STATE SECTOR	DHPD	HYDRO-HYDRO	ARUNACHAL PRADESH	0.50	530.36	329.00	0.00	306.00	306.00
713	SILLI MHS AT GEKU	NORTH EASTERN REGION	STATE SECTOR	DHPD	HYDRO-HYDRO	ARUNACHAL PRADESH	0.50	706.14	329.00	0.00	306.00	306.00
714	YINGKIONG PH-I MHS	NORTH EASTERN REGION	STATE SECTOR	DHPD	HYDRO-HYDRO	ARUNACHAL PRADESH	0.15	162.62	329.00	0.00	306.00	306.00

**RATE OF SALE OF POWER FOR THE YEAR 2021-22**

715	YINGKIONG PH-II MHS	NORTH EASTERN REGION	STATE SECTOR	DHPD	HYDRO-HYDRO	ARUNACHAL PRADESH	0.20	281.32	329.00	0.00	306.00	306.00
716	KOPU MHS AT TUTING	NORTH EASTERN REGION	STATE SECTOR	DHPD	HYDRO-HYDRO	ARUNACHAL PRADESH	0.25	666.76	329.00	0.00	306.00	306.00
717	SIKUT/TUTING MHS	NORTH EASTERN REGION	STATE SECTOR	DHPD	HYDRO-HYDRO	ARUNACHAL PRADESH	0.10	125.19	329.00	0.00	306.00	306.00
718	SILLINGRI (GELLING) MHS	NORTH EASTERN REGION	STATE SECTOR	DHPD	HYDRO-HYDRO	ARUNACHAL PRADESH	0.05	164.11	329.00	0.00	306.00	306.00
719	NGAMING MHS	NORTH EASTERN REGION	STATE SECTOR	DHPD	HYDRO-HYDRO	ARUNACHAL PRADESH	0.05	94.88	329.00	0.00	306.00	306.00
720	SINGA MHS	NORTH EASTERN REGION	STATE SECTOR	DHPD	HYDRO-HYDRO	ARUNACHAL PRADESH	0.03	59.07	329.00	0.00	306.00	306.00
721	MAYUNG	NORTH EASTERN REGION	STATE SECTOR	DHPD	HYDRO-HYDRO	ARUNACHAL PRADESH	0.01	2.01	329.00	0.00	306.00	306.00
722	KOTE MHS	NORTH EASTERN REGION	STATE SECTOR	DHPD	HYDRO-HYDRO	ARUNACHAL PRADESH	0.05	0.00	329.00	0.00	306.00	306.00
723	SIKA MHS AT LIKOR	NORTH EASTERN REGION	STATE SECTOR	DHPD	HYDRO-HYDRO	ARUNACHAL PRADESH	0.02	0.00	329.00	0.00	306.00	306.00
724	PANGKANG	NORTH EASTERN REGION	STATE SECTOR	DHPD	HYDRO-HYDRO	ARUNACHAL PRADESH	0.13	0.00	329.00	0.00	306.00	306.00
725	SIJEN MHS AT ADI PASI	NORTH EASTERN REGION	STATE SECTOR	DHPD	HYDRO-HYDRO	ARUNACHAL PRADESH	0.05	0.00	329.00	0.00	306.00	306.00
726	PYABUNG MHS	NORTH EASTERN REGION	STATE SECTOR	DHPD	HYDRO-HYDRO	ARUNACHAL PRADESH	0.03	0.00	329.00	0.00	306.00	306.00
727	MATI NALLAH	NORTH EASTERN REGION	STATE SECTOR	DHPD	HYDRO-HYDRO	ARUNACHAL PRADESH	0.55	1187.49	329.00	0.00	306.00	306.00
728	YAPAK NALLAH	NORTH EASTERN REGION	STATE SECTOR	DHPD	HYDRO-HYDRO	ARUNACHAL PRADESH	0.20	810.82	329.00	0.00	306.00	306.00
729	KIBITHO	NORTH EASTERN REGION	STATE SECTOR	DHPD	HYDRO-HYDRO	ARUNACHAL PRADESH	0.03	3.56	329.00	0.00	306.00	306.00
730	KAHO	NORTH EASTERN REGION	STATE SECTOR	DHPD	HYDRO-HYDRO	ARUNACHAL PRADESH	0.01	0.00	329.00	0.00	306.00	306.00
731	KRAWTI NALLAH	NORTH EASTERN REGION	STATE SECTOR	DHPD	HYDRO-HYDRO	ARUNACHAL PRADESH	0.10	171.58	329.00	0.00	306.00	306.00
732	TAH NALLAH	NORTH EASTERN REGION	STATE SECTOR	DHPD	HYDRO-HYDRO	ARUNACHAL PRADESH	0.10	0.00	329.00	0.00	306.00	306.00
733	TEEPANI MHS	NORTH EASTERN REGION	STATE SECTOR	DHPD	HYDRO-HYDRO	ARUNACHAL PRADESH	0.50	1230.10	329.00	0.00	306.00	306.00
734	LANGPANI MHS	NORTH EASTERN REGION	STATE SECTOR	DHPD	HYDRO-HYDRO	ARUNACHAL PRADESH	0.40	0.00	329.00	0.00	306.00	306.00
735	ASHAPANI MHS	NORTH EASTERN REGION	STATE SECTOR	DHPD	HYDRO-HYDRO	ARUNACHAL PRADESH	0.06	0.00	329.00	0.00	306.00	306.00
736	HATHIPANI MHS	NORTH EASTERN REGION	STATE SECTOR	DHPD	HYDRO-HYDRO	ARUNACHAL PRADESH	0.10	0.00	329.00	0.00	306.00	306.00
737	KACHOPANI MHS	NORTH EASTERN REGION	STATE SECTOR	DHPD	HYDRO-HYDRO	ARUNACHAL PRADESH	0.20	259.91	329.00	0.00	306.00	306.00
738	MAIPANI MHS	NORTH EASTERN REGION	STATE SECTOR	DHPD	HYDRO-HYDRO	ARUNACHAL PRADESH	0.06	0.00	329.00	0.00	306.00	306.00
739	CHARJU	NORTH EASTERN REGION	STATE SECTOR	DHPD	HYDRO-HYDRO	ARUNACHAL PRADESH	0.60	875.31	329.00	0.00	306.00	306.00
740	TIRAIJU	NORTH EASTERN REGION	STATE SECTOR	DHPD	HYDRO-HYDRO	ARUNACHAL PRADESH	1.00	37.82	329.00	0.00	306.00	306.00
741	SUMHOK NALLAH	NORTH EASTERN REGION	STATE SECTOR	DHPD	HYDRO-HYDRO	ARUNACHAL PRADESH	0.10	0.00	329.00	0.00	306.00	306.00
742	TAHIN NALLAH	NORTH EASTERN REGION	STATE SECTOR	DHPD	HYDRO-HYDRO	ARUNACHAL PRADESH	0.10	0.00	329.00	0.00	306.00	306.00
743	NAMCHIK -II MHS	NORTH EASTERN REGION	STATE SECTOR	DHPD	HYDRO-HYDRO	ARUNACHAL PRADESH	0.30	59.67	529.00	0.00	0.00	306.00
744	SUBBUNG	NORTH EASTERN REGION	STATE SECTOR	DHPD	HYDRO-HYDRO	ARUNACHAL PRADESH	3.00	1071.07	388.00	0.00	0.00	306.00
745	YEMBUNG	NORTH EASTERN REGION	STATE SECTOR	DHPD	HYDRO-HYDRO	ARUNACHAL PRADESH	2.00	2630.05	329.00	0.00	306.00	306.00
746	RINA	NORTH EASTERN REGION	STATE SECTOR	DHPD	HYDRO-HYDRO	ARUNACHAL PRADESH	2.00	1013.87	329.00	0.00	306.00	306.00
747	PASIGHAT	NORTH EASTERN REGION	STATE SECTOR	DHPD	HYDRO-HYDRO	ARUNACHAL PRADESH	0.20	89.66	329.00	0.00	306.00	306.00
748	SILLI	NORTH EASTERN REGION	STATE SECTOR	DHPD	HYDRO-HYDRO	ARUNACHAL PRADESH	0.03	31.44	329.00	0.00	306.00	306.00
749	TAFRAGRAM	NORTH EASTERN REGION	STATE SECTOR	DHPD	HYDRO-HYDRO	ARUNACHAL PRADESH	0.25	256.29	329.00	0.00	306.00	306.00
750	DOORAH NALLAH	NORTH EASTERN REGION	STATE SECTOR	DHPD	HYDRO-HYDRO	ARUNACHAL PRADESH	0.50	248.32	329.00	0.00	306.00	306.00
751	BUDHIL HEP	NORTHERN REGION	PRIVATE SECTOR	BUDHIL	HYDRO-HYDRO	HIMACHAL PRADESH	70.00	251.62	0.00	173.40	173.40	346.80
752	SASAN POWER	WESTERN REGION	PRIVATE SECTOR	SASAN POWER LTD	THERMAL-COAL	MADHYA PRADESH	3960.00	29843.44	0.00	16.81	135.88	152.69
753	KAMENG HEP	NORTH EASTERN REGION	CENTRAL SECTOR	NEEPCO	HYDRO-HYDRO	ARUNACHAL PRADESH	600.00	2570330.70	245.00	0.00	454.28	454.28
754	Maruti Clean Coal and Po	WESTERN REGION	PRIVATE SECTOR	Maruti Clean Coal and Power Limited	THERMAL-COAL	CHHATTISGARH	300.00	1967.71	207.50	0.00	0.00	344.01
755	BRBCL	EASTERN REGION	CENTRAL SECTOR	Bhartiya rail bijlee compnay limited	THERMAL-COAL	BIHAR	10000.00	5653.01	232.06	243.04	228.64	471.68
756	Anpara C TPS	NORTHERN REGION	PRIVATE SECTOR	LANCO anpara	THERMAL-COAL	UTTAR PRADESH	1200.00	7809.67	0.00	77.00	197.00	274.00
757	HPP(hiring Power Plant 10MW-IV	EASTERN REGION	PRIVATE SECTOR	A&N ISLAND	THERMAL-DIESEL	A&N ISLAND	10.00	12496.83	0.00	29.51	6.85	3636.00
758	Baratang Hiring	EASTERN REGION	PRIVATE SECTOR	A&N ISLAND	THERMAL-DIESEL	A&N ISLAND	0.88	300.88	0.00	29.51	6.85	3636.00
759	Khajalong MHS	NORTH EASTERN REGION	STATE SECTOR	DHPD	HYDRO-HYDRO	ARUNACHAL PRADESH	1.50	555.96	0.00	0.00	0.00	306.00
760	Rapo MHS	NORTH EASTERN REGION	STATE SECTOR	DHPD	HYDRO-HYDRO	ARUNACHAL PRADESH	0.20	48.84	0.00	0.00	0.00	306.00
761	Payu MHS at Pinchi	NORTH EASTERN REGION	STATE SECTOR	DHPD	HYDRO-HYDRO	ARUNACHAL PRADESH	0.50	6.75	0.00	0.00	0.00	306.00
762	Tato MHS	NORTH EASTERN REGION	STATE SECTOR	DHPD	HYDRO-HYDRO	ARUNACHAL PRADESH	0.14	229.96	329.00	0.00	306.00	306.00



**RATE OF SALE OF POWER FOR THE YEAR 2021-22**

RATE OF SALE OF POWER FOR THE YEAR 2021-22												
763	Sisir Nallah MHS	NORTH EASTERN REGION	STATE SECTOR	DHPD	HYDRO-HYDRO	ARUNACHAL PRADESH	0.01	16.59	0.00	0.00	0.00	306.00
764	Tissue Ph-II	NORTH EASTERN REGION	STATE SECTOR	DHPD	HYDRO-HYDRO	ARUNACHAL PRADESH	0.50	504.14	0.00	0.00	0.00	306.00
765	Anggong SHP	NORTH EASTERN REGION	STATE SECTOR	DHPD	HYDRO-HYDRO	ARUNACHAL PRADESH	4.50	1869.26	0.00	0.00	0.00	306.00
766	Simyuk SHP	NORTH EASTERN REGION	STATE SECTOR	DHPD	HYDRO-HYDRO	ARUNACHAL PRADESH	2.00	2008.01	329.00	0.00	306.00	306.00
767	Namchik-I MHS	NORTH EASTERN REGION	STATE SECTOR	DHPD	HYDRO-HYDRO	ARUNACHAL PRADESH	0.50	86.02	0.00	0.00	0.00	306.00
768	Pyabung MHS	NORTH EASTERN REGION	STATE SECTOR	DHPD	HYDRO-HYDRO	ARUNACHAL PRADESH	0.03	0.00	329.00	0.00	306.00	306.00
769	Pankang NHS	NORTH EASTERN REGION	STATE SECTOR	DHPD	HYDRO-HYDRO	ARUNACHAL PRADESH	0.13	0.00	329.00	0.00	306.00	306.00