



भारत सरकार

Government of India

विद्युत मंत्रालय

Ministry of Power

केन्द्रीय विद्युत प्राधिकरण

Central Electricity Authority

Executive Summary on Power Sector

March-2024

Executive Summary for the Month of March-2024

Contents

SN	Section A - Highlights of Power Sector	Page
1	Electricity Generation	1A & 1B
2	Generating Capacity Addition	2
3	List of Projects Commissioned	3
4	All India Installed Capacity (MW) Region-wise	3
5	All India Installed Capacity (MW) Sector-wise	4
6	Transmission Lines Added during the month	5
7	Transformation Capacity Addition	6
8	Power Supply Position (Energy & Peak)	7
9	Peak Shortage of Power Supply (MW) in Different Regions	8-9
10	All India PLF Sector-wise	10
11	Trend of T & D and AT & C Losses (%)	11
12	All India Village Electrification Status	
13	Average cost of Power & Average Realisation	
14	All India Coal consumption for Power Generation (MT)	
Section B - Capacity Addition		
1	Capacity Addition Targets and Achievements in 12th Plan(2012-17), 2017-18 , 2018-19 ,2019-20, 2020-21 and 2022-23	12
2	Capacity Addition Targets & Achievements during Mar-2024 and Apr-23 to Mar-24	13
3	Installed Capacity in various Regions including their shares.	14-19
Section C - Transmission Lines		
1	Executive summary of Target and Achievement of Transmission Lines during 2023-24	20(1)
2	List of Transmission Lines Commissioned in the month.	20(2)
Section D - Substation		
1	Executive summary of Target and Achievement of Substations during 2023-24	21(1)
2	Sub Stations (220 kV and above) commissioned/Ready for commissioning in the month.	21(2)
Section E - Electricity Generation		
1	Electricity Generation (MU) Targets and Achievements for 2023-24	22
Section F - Power Supply Position		
1	Energy Power Supply Position (Provisional) for the month.	23
2	Peak Power Supply Position (Provisional) for the month.	24
3	Energy Power Supply Position (Revised) for Feb-2024 and during Apr-23 to Feb-24	25
4	Peak Power Supply Position (Revised) for Feb-2024 and during Apr-23 to Feb-24	26
6	Power Supply to Agricultural Sector during Mar-2024	27
Section G - Growth of Power Sector		
1	Growth of Rural Electrification & Pump Sets Energisation	28
2	Growth of Installed Capacity since 6th Plan(1980-85)	29
3	Growth of Transmission Sector since 6th Plan(1980-85)	30
4	All India Yearly Coal consumption for Power Generation (Utilities)	31
5	All India Annual Per Capita Consumption of Electricity since 2006	
6	Average cost of power supply & Average realisation (Paisa/kWh)	
Section H - Rate of Sale of Power		
1	Rate of sale of power for the year 2021-22	32-47
2	Outstanding dues of Power Utilities Payable to CPSUs.	48

ABBREVIATION

Sr.No	Short Form	Full Form
1	Ach	Achievements
2	ACS	Average Cost of Supply
3	ARR	Average Revenue Realization
4	AT&C	Aggregate Technical and Commercial
5	BU	Billion Units
6	CEA	Central Electricity Authority
7	CKMs	Circuit Kilo Meters
8	CPSUs	Central Public Sector Undertakings
9	DVC	Damodar Valley Corporation
10	HVDC	High Voltage Direct Current Transmission
11	IPP	Independent Power Producer
12	IR	Inter Regional
13	kV	Kilo Volts
14	kWh	Kilo Watt Hours
15	MT	Million Tonnes
16	MU	Million Units
17	MVA	Mega Volt Ampere
18	MW	Mega Watt
19	NA	Not Applicable
20	PLF	Plant Load Factor
21	RES	Renewable Energy Sources
22	SLDC	State Load Dispatch Centre
23	T&D	Transmission and Distribution
24	UTL.	Utilities
25	w.r.t	With Respect To

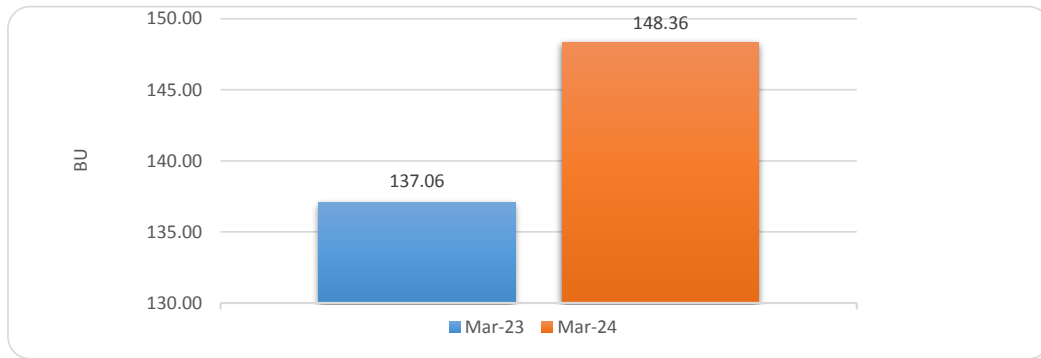
Section A - Highlights of Power Sector for March 2024

SN	Contents	Page
1	Electricity Generation	1A & 1B
2	Generating Capacity Addition (MW)	2
3	List of Projects Commissioned	3
4	All India Installed Capacity (MW) Region-wise	3
5	All India Installed Capacity (MW) Sector-wise	4
6	Transmission Lines Added (Ckms)	5
7	Transformation Capacity Addition (MVA)	6
8	Power Supply Position (Energy & Peak)	7
9	Peak Shortage of Power Supply (MW) in Different Regions	8-9
10	All India PLF Sector-wise	10
11	T & D and AT & C Losses (%)	11
12	All India Village Electrification	
13	Average Cost of Power & Average Revenue Realisation	
14	All India Coal Consumption for Power Generation (MT)	

1. Electricity Generation for Mar-2024 (BU)

Type	Achievement	Targets	Achievement*	% Change of Achievement w.r.t. Mar-2023
	Mar-23	Mar-24	Mar-24	
Thermal	108.30	124.08	118.55	9.46
Nuclear	4.02	4.95	3.97	-1.25
Hydro (Large)	7.73	9.12	6.93	-10.33
RES including SHP	16.98	20.17	18.91	11.36
Bhutan Import	0.04	0.38	0.01	-79.39
All India	137.06	158.69	148.36	8.24

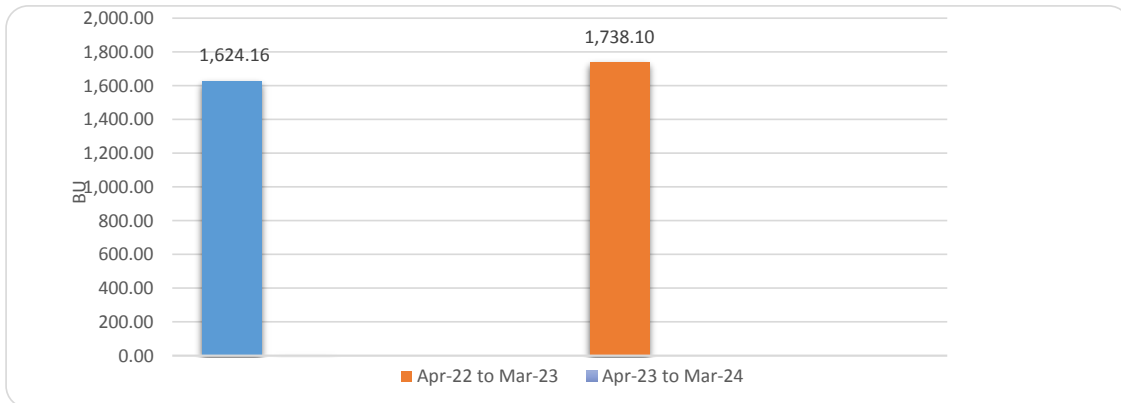
*Provisional



1.1 Electricity Generation During Apr-22 to Mar-23 & Apr-23 to Mar-24 (BU)

Type	Apr-22 to Mar-23	Apr-23 to Mar-24	% Change w.r.t Apr-22 to Mar-23
Thermal	1206.15	1326.09	9.94
Nuclear	45.83	47.88	4.48
Hydro (Large)	162.05	133.97	-17.33
RES including SHP	203.37	225.46	10.86
Bhutan Import	6.76	4.71	-30.39
All India	1,624.16	1,738.10	7.02

*Provisional



Electricity Generation (including Hydro) (in BU)								
Mar-2024			Mar-2023			% Growth		
Conventional Sources	Renewable Sources	Total*	Conventional Sources	Renewable Sources	Total	Growth in Conventional Generation	Growth in Renewable Generation	Growth in Total Generation
129.45	18.91	148.36	120.08	16.98	137.06	7.80	11.36	8.24
Electricity Generation (including Hydro as RES) (in BU)								
Conventional Sources	Renewable Sources	Total*	Conventional Sources	Renewable Sources	Total	Growth in Conventional Generation	Growth in Renewable Generation	Growth in Total Generation
122.52	25.83	148.36	112.36	24.70	137.06	9.05	4.57	8.24
All India Generation From Renewables			(All Figures are in BU)					
Sl.No.	Source-Wise All India Generation from Renewables	For the Month of		Cummulative for the period				
		Feb-2024	Feb-2023	Apr-23 to Feb-24	Apr-22 to Feb-23			
1	Wind	4.91	3.13	78.81	67.67			
2	Solar	10.42	9.56	103.75	91.77			
3	Biomass	0.27	0.29	3.11	2.87			
4	Bagasse	1.73	1.86	9.37	11.18			
5	Small Hydro	0.44	0.56	9.02	10.59			
6	Others	0.23	0.20	2.50	2.30			
	Total :	18.00	15.60	206.55	186.39			

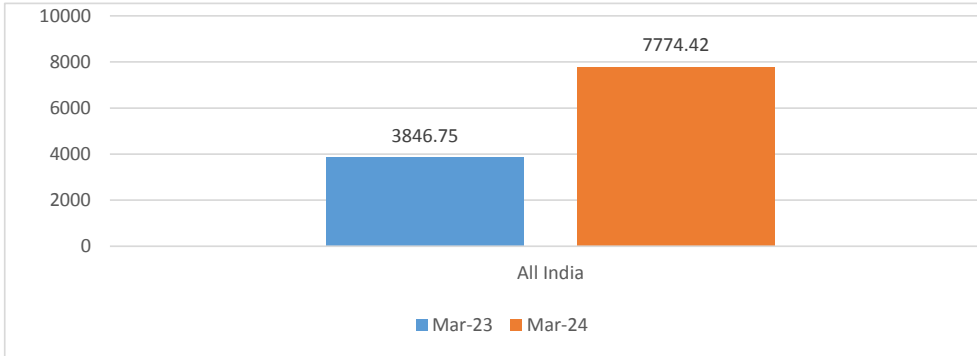
Note: 1) All figures are provisional

2. Generating Capacity Addition for March-2024 (MW)

Type	Achievement	Targets	Achievement*	% Achievement w.r.t. March-2023
	Mar-23	Mar-24		
Thermal	800	1320	0	NA
Hydro (Large)	0	500	0	NA
RE (including SHP)	3046.75	Not Available	7074.42	132.20
Nuclear	0	700	700	NA
All India	3846.75	2520	7774.42	102.10

NA- Not Applicable

*Provisional

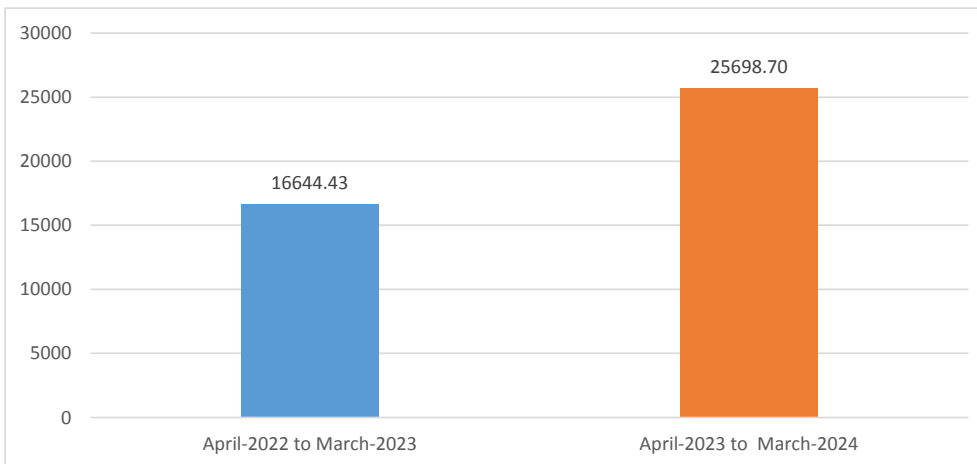


##

Generating Capacity Addition(MW) during Apr-22 to March-23 & Apr-23 to March-24

	April-2022 to March-2023	April-2023 to March-2024	% Change w.r.t Previous Year
Thermal	1250	5754	NA
Hydro (Large)	120	60	NA
RE (including SHP)	15274.43	18484.7	21.02
Nuclear	0	1400	NA
All India	16644.43	25698.7	54.40

NA- Not Applicable

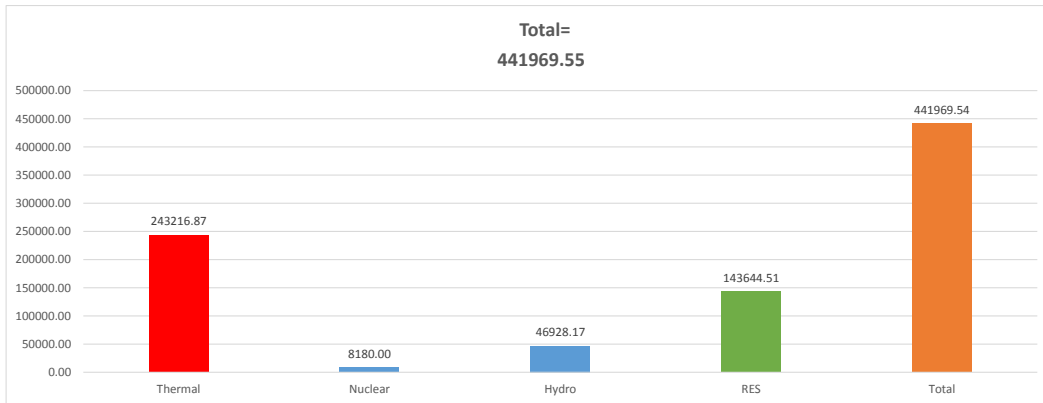


3. List of Projects Commissioned During Mar-2024

- 1 **Thermal**
NIL
- 2 **Hydro(Large)**
NIL
- 3 **Nuclear**
NPCIL's Kakrapar Atomic Power Project Unit-4 of 700 MW has been commissioned on 31.03.2024.

4. All India Installed Capacity (MW) Region-wise as on 31-03-2024

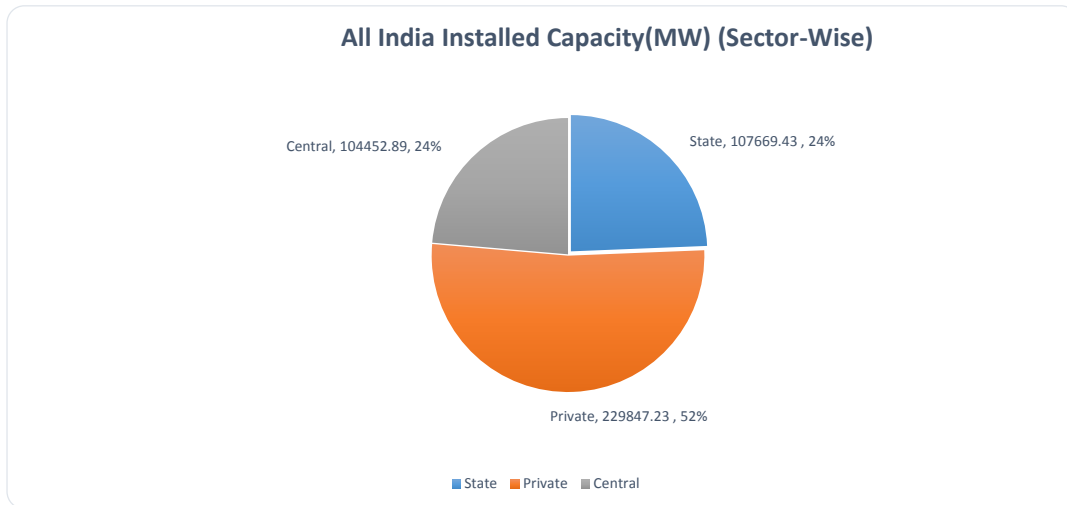
Region	Fossil fuel based					Non-Fossil fuel based			Grand Total
	Coal	Lignite	Gas	Diesel	Total	Nuclear	Hydro(Large)	RES**	
Northern	56950.95	1580	5994.96	0	64525.91	1620	20829.76	38492.92	125468.59
Western	74662.59	1400	10806.49	0	86869.08	3240	7562.50	48708.54	146380.12
Southern	49894.4	3640	6491.8	433.66	60459.86	3320	11827.48	53818.82	129426.16
Eastern	28512.5	0	80	0.00	28592.5	0.00	4764.42	2009.26	35366.18
North-East	949.02	0	1664.96	36.00	2649.98	0.00	1944.01	574.84	5168.82
Islands	0	0	0	119.54	119.54	0.00	0.00	40.13	159.67
ALL INDIA	210969.46	6620.00	25038.21	589.20	243216.87	8180.00	46928.17	143644.51	441969.54
% of Fossil sources in IC					55.03	% of Non Fossil sources in IC			44.97



5. All India Installed Capacity (MW) Sector-wise as on 31-03-2024

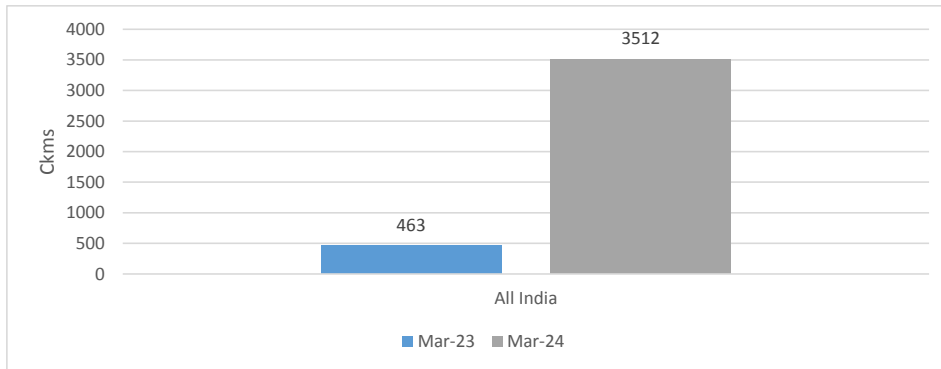
Sector	THERMAL					Nuclear	Hydro(Large)	RES*	Grand Total
	Coal	Lignite	Gas	Diesel	Total				
State	69437.5	1150	7012.06	280.31	77879.87	0	27254.45	2535.11	107669.43
Private	73512	1830	10788.24	308.89	86439.14	0	3931	139477.09	229847.23
Central	68019.96	3640	7237.91	0	78897.87	8180	15742.72	1632.3	104452.89
All India	210969.46	6620	25038.21	589.2	243216.87	8180	46928.17	143644.51	441969.55

*RES as on 31.03.2024



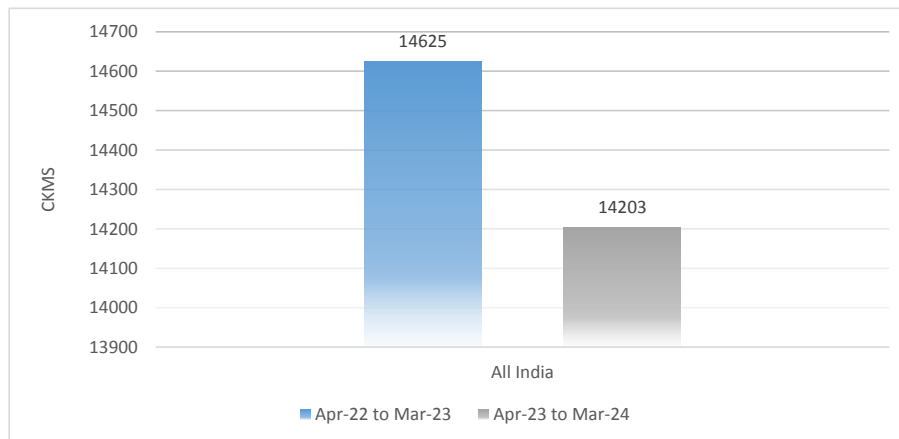
6. Transmission Lines Added during Mar-2024 (Ckms)

Voltage Level	Mar-23	Mar-24
+/- 500 KV HVDC	0	0
+/- 800 KV HVDC	0	0
765 KV	0	13
400 KV	336	1802
220 KV	127	1697
All India	463	3512



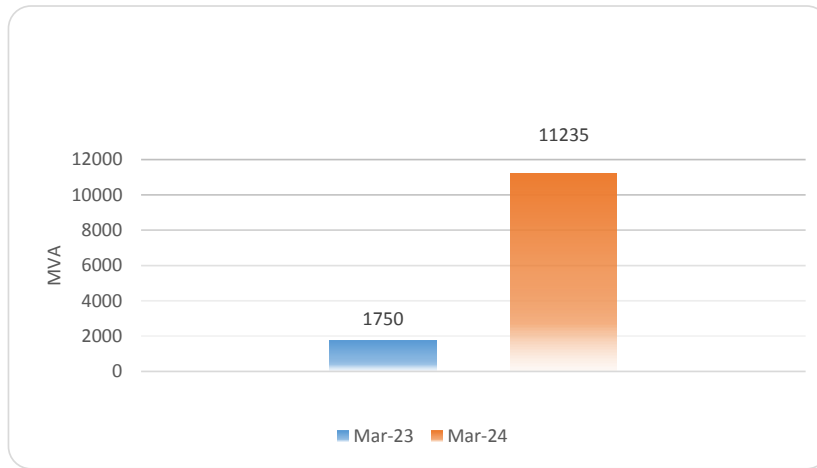
Transmission Lines Added during Apr-22 to Mar-23 & Apr-23 to Mar-24 (Ckms)

Voltage Level	Apr-22 to Mar-23	Apr-23 to Mar-24
+/- 500 KV HVDC	0	0
+/- 800 KV HVDC	0	0
765 KV	1655	2119
400 kV	3772	6088
220 KV	9198	5996
All India	14625	14203

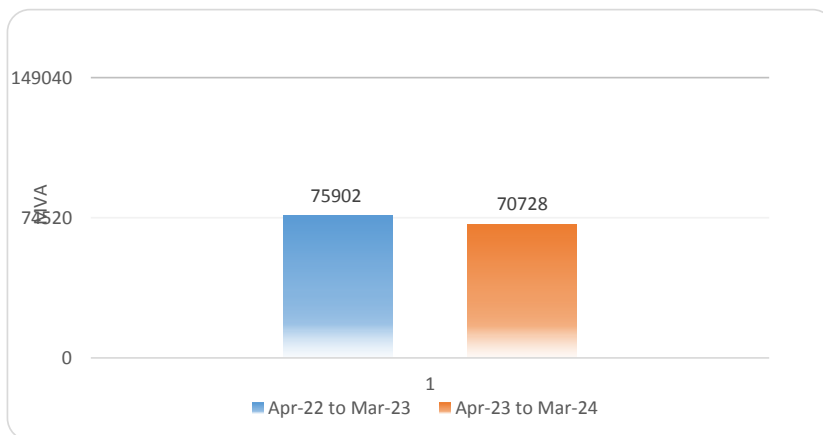


7. Transformation Capacity Addition During Mar-2024 (MVA)

Voltage Level	Mar-23	Mar-24
+/- 800 KV HVDC	0	0
+/- 500 KV HVDC	0	0
+/- 320 KV HVDC	0	0
765 KV	0	0
400 KV	500	7315
220 KV	1250	3920
All India	1750	11235



Voltage Level	Apr-22 to Mar-23	Apr-23 to Mar-24
+/- 800 KV HVDC	0	0
+/- 500 KV HVDC	0	0
+/- 320 KV HVDC	0	0
765 KV	19500	18000
400 KV	32635	32185
220 KV	23767	20543
All India	75902	70728



8. Power Supply Position (Energy & Peak) in Mar-2024

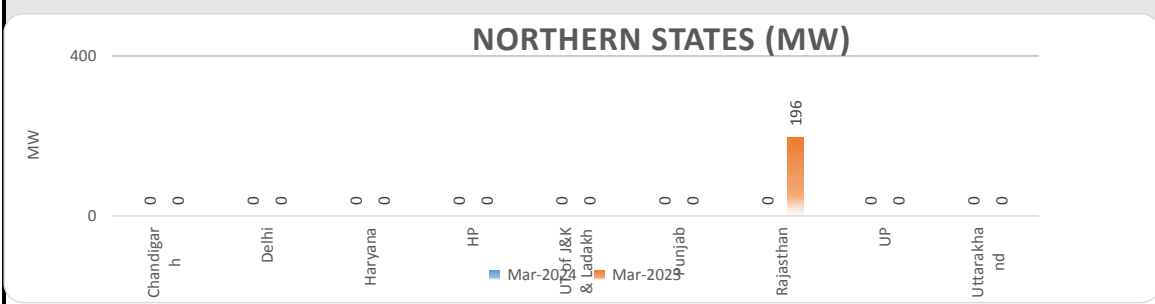
Region	Energy (MU)				Surplus(+) /Deficiet (-) in %	
	Requirement		Availability		Mar-2023	Mar-2024
	Mar-2023	Mar-2024	Mar-2023	Mar-2024		
Northern	31,616	34,787	31,537	34,745	(-)0.2	(-)0.1
Western	42,554	45,391	42,522	45,391	(-)0.1	0
Southern	38,005	41,674	38,005	41,671	0	0
Eastern	14,710	15,340	14,615	15,311	(-)0.6	(-)0.3
North Eastern	1,453	1,497	1,445	1,497	(-)0.5	0,0
All India	1,28,338	1,38,614	1,28,124	1,33,188	(-)0.1	(-)3.9

Region	Power (MW)				Surplus(+) /Not Met (-) in %	
	Peak Demand		Peak Met		Mar-2023	Mar-2024
	Mar-2023	Mar-2024	Mar-2023	Mar-2024		
Northern	56,200	60,002	56,004	60,002	(-)0.3	0
Western	70,223	70,528	70,133	70,528	(-)0.1	0
Southern	64,337	68,094	64,337	68,094	0	0
Eastern	23,779	27,079	23,779	27,079	0	0
North Eastern	2,915	2,985	2,915	2,985	0	0
All India	2,09,361	2,21,701	2,08,928	2,21,684	(-)0.2	0

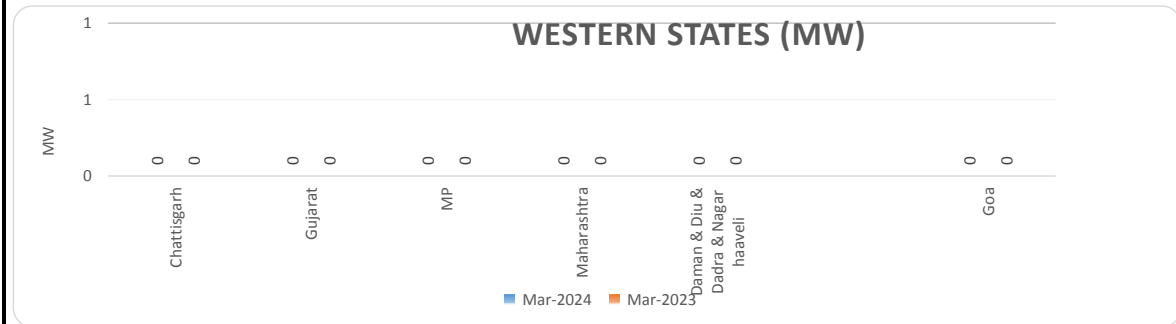
* Mar-2024 Figures are Provisional

9. Peak Demand not met (MW) in Different Regions in March-2024

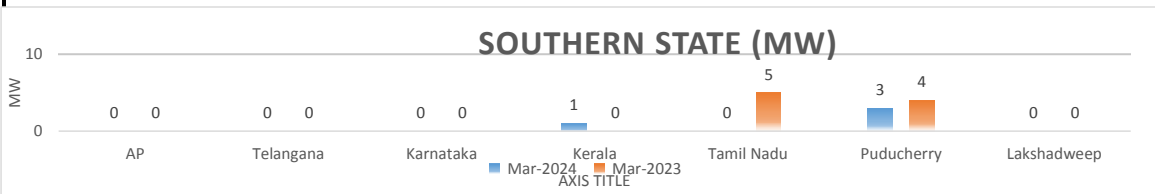
	Chandigarh	Delhi	Haryana	HP	UT of J&K & Ladakh	Punjab	Rajasthan	UP	Uttarakhand
Mar-2023	0	0	0	0	0	0	196	0	0
Mar-2024	0	0	0	0	0	0	0	0	0



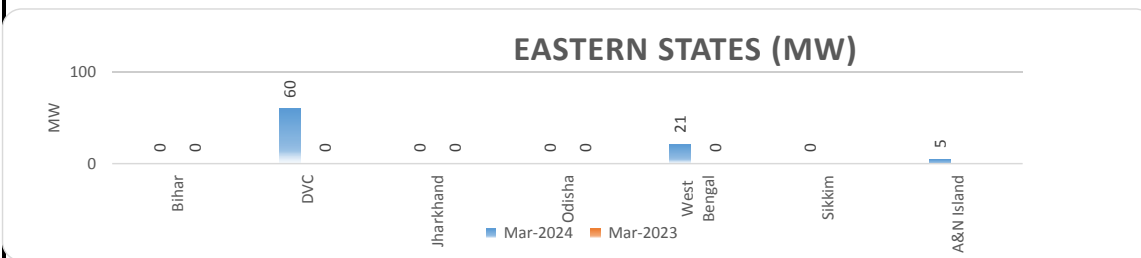
	Chattisgarh	Gujarat	MP	Maharashtra	Daman & Diu & Dadra & Nagar haaveli	Goa
Mar-2023	0	0	0	0	0	0
Mar-2024	0	0	0	0	0	0



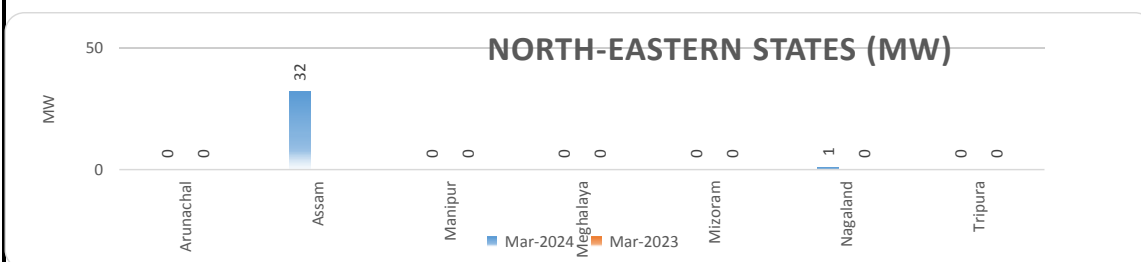
	AP	Telangana	Karnataka	Kerala	Tamil Nadu	Puducherry	Lakshadweep
Mar-2023	0	0	0	0	5	4	0
Mar-2024	0	0	0	1	0	3	0



	Bihar	DVC	Jharkhand	Odisha	West Bengal	Sikkim	A&N Island
Mar-2023	0	0	0	0	0	0	0
Mar-2024	0	60	0	0	21	0	5

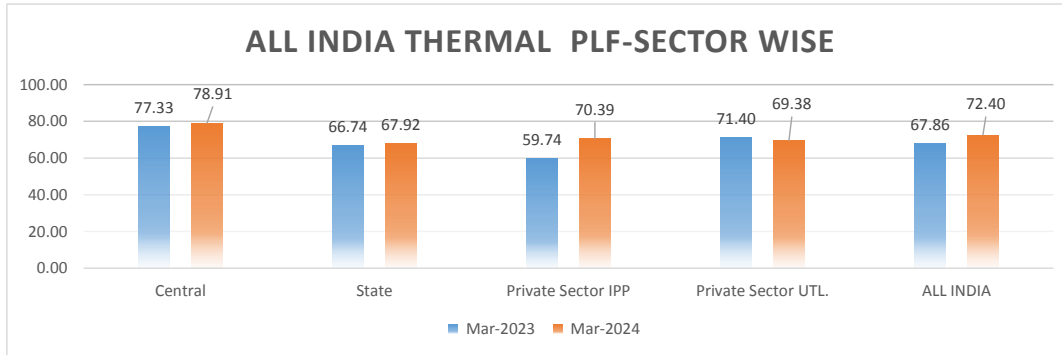


	Arunachal	Assam	Manipur	Meghalaya	Mizoram	Nagaland	Tripura
Mar-2023	0	0	0	0	0	0	0
Mar-2024	0	32	0	0	0	1	0



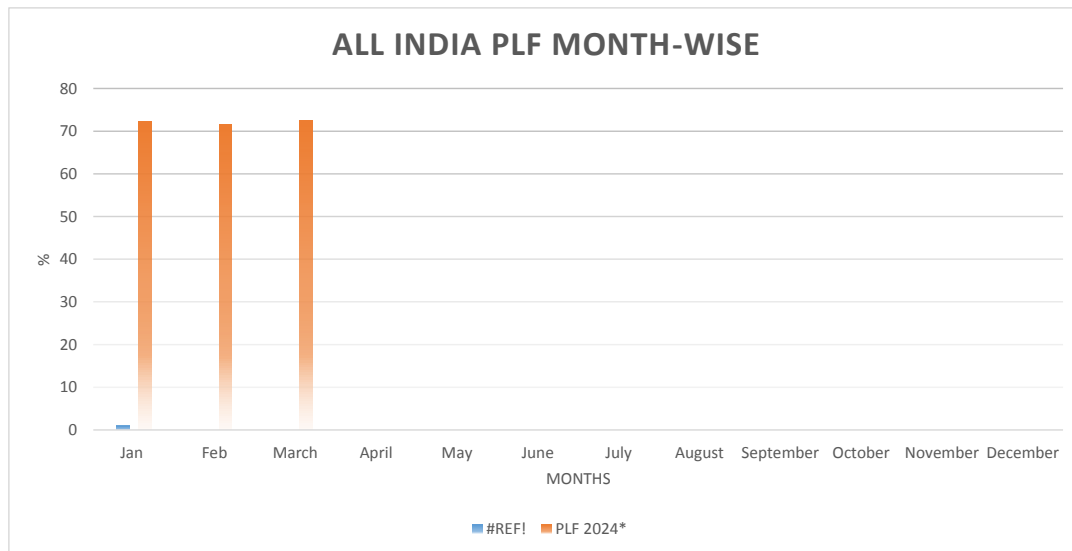
10. All India Thermal PLF Sector-wise (Excluding Gas Based Power Plants) for Mar-2024

Sector	%PLF of Thermal Power Plants (excluding gas based power plants)	
	Mar-2023	Mar-2024
Central	77.33	78.91
State	66.74	67.92
Private Sector IPP	59.74	70.39
Private Sector UTL	71.40	69.38
ALL INDIA	67.86	72.40



10.1 All India PLF of Thermal Plants (Excluding Gas Based Plants) Month-wise

45352



11. T & D and AT&C Losses (%)

	2013-14	2014-15	2015-16	2016-17	2017-18	2018-19	2019-20	2020-21	2021-22
T&D Losses	22.84	22.77	21.81	21.42	21.04	20.66	20.46	20.73	19.27
AT&C Losses	22.62	25.72	23.98	23.56	22.31	21.64	20.73	22.32	under process

* Provisional

Note: .AT&C Losses are based in PFC report on performance of power utilities for the year and T&D Losses are based on General Review Annual Report.

12. All India Village Electrification

Total Number of inhabited Villages	Villages Electrified (Nos.)	% Villages electrified
597464	All inhabited villages as per census 2011 has been electrified on 28.04.2018	100.00

Note: From the year 2004-05 onwards Definition of Village Electrification:-

A village would be declared Electrified if

i) Basic Infrastructure such as Distribution Transformer and Distribution lines are provided in the inhabited locality as well as Dalit Basti / hemlet where it exists. (For electrification through Non-Conventional Energy Sources a Distribution Transformer may not be necessary)

ii) Electricity is provided to Public places like Schools, Panchayat Office, Health Centre, Dispensaries, Community Centres etc. and

iii) The number of households electrified should be at least 10% of the total number of households in the village

iv) Mandatory Certification from Gram Panchayat regarding the completion of village electrification should be obtained.

45352

13. Average Cost of Power & Average Revenue Realisation

Year	Average cost of supply(ACS) (paise/unit)	Average Revenue Realization(paise/unit)	Gap ACS-ARR (on subsidy received basis) paise/unit
2013-14	519.03	441.31	77.72
2014-15	520.57	462.11	58.46
2015-16	530.57	482.55	48.02
2016-17	538.01	500.78	37.23
2017-18	550.06	519.81	30.26
2018-19	600.00	553.00	47.00
2019-20	614.00	585.00	29.00
2020-21	619.00	562.00	57.00
2021-22	Under Process		
2022-23	Under Process		

14. All India Coal consumption for Power Generation (MT)

2013-14	489.4
2014-15	530.4
2015-16	545.9
2016-17	574.3
2017-18	608.0
2018-19	628.9
2019-20	622.2
2020-21	615.4
2021-22	697.3
2022-23	Under Process

Section B - Capacity Addition

SN	Contents	Page
1	Capacity Addition Targets and Achievements in 12th Plan(2012-17), 2017-18, 2018-19 , 2019-20, 2020-21 and 2022-23	12
2	Capacity Addition Targets & Achievements during Mar-2024 and Apr-23 to Mar-24	13
3	Installed Capacity in various Regions including their shares.	14-19

1. Capacity Addition Targets and Achievements in the 12th Plan (2012-2017) onwards

(i) Capacity Addition Target and Achievement for 12th Plan(2012 to 2017)										(Figures in MW)
	Thermal		Hydro		Nuclear		RE including SHP		Total	
	Target	Ach	Target	Ach	Target	Ach.	Target	Ach.	Target	Ach.
Central	14878	15869	6004	2584	5300	2000	Not Available	NA	26182	20453
State	13922	22201	1608	2276	NA	NA	Not Available	NA	15530	24477
Private	43540	53661	3285	619	NA	NA	Not Available	NA	46825	54280
Total	72340	91730	10897	5479	5300	2000	Not Available	NA	88537	99209

(ii) Capacity Addition Target and Achievement for 2017-18										(Figures in MW)
	Thermal		Hydro		Nuclear		RE including SHP		Total	
	Target	Ach	Target	Ach	Target	Ach.	Target	Ach.	Target	Ach.
Central	4880	3170	800	390	500	0	Not Available	NA	6180	3560
State	3546	1760	300	200	NA	NA	Not Available	NA	3846	1960
Private	2940	3780	205	205	NA	NA	Not Available	NA	3145	3985
Total	11366	8710	1305	795	500	0	Not Available	NA	13171	9505

(iii) Capacity Addition Target and Achievement for 2018-19										(Figures in MW)
	Thermal		Hydro		Nuclear		RE including SHP		Total	
	Target	Ach	Target	Ach	Target	Ach.	Target	Ach.	Target	Ach.
Central	2760	1960	710	110	0	0	Not Available	NA	3470	2070
State	4506	2850	130	30	NA	NA	Not Available	NA	4636	2880
Private	0	972	0	0	NA	NA	Not Available	NA	0	972
Total	7266	5782	840	140	0	0	Not Available	NA	8106	5922

(iv) Capacity Addition Target and Achievement for 2019-20										(Figures in MW)
	Thermal		Hydro		Nuclear		RE including SHP		Total	
	Target	Ach	Target	Ach	Target	Ach.	Target	Ach.	Target	Ach.
Central	6040	3940	600	300	700	0	Not Available	0	7340	4240
State	4256.15	2780	210.99	0	NA	NA	Not Available	9	4467.14	2789
Private	0	45	379	0	NA	NA	Not Available	9377	379	9422
Total	10296.15	6765	1189.99	300	700	0	Not Available	9386	12186.14	16451

(v) Capacity Addition Target and Achievement for 2020-21										(Figures in MW)
	Thermal		Hydro		Nuclear		RE including SHP		Total	
	Target	Ach	Target	Ach	Target	Ach.	Target	Ach.	Target	Ach.
Central	5790	4080	300	300	0	0	Not Available	0	6090	4380
State	4276	846	111	111	NA	NA	Not Available	38	4387	995
Private	525	0	195	99	NA	NA	Not Available	7368	720	7467
Total	10591	4926	606	510	0	0	Not Available	8185	11197	13621

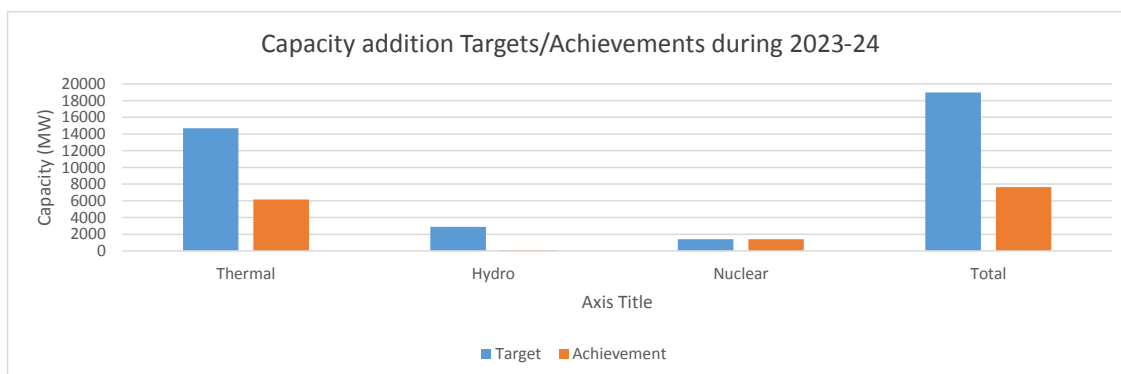
(vi) Capacity Addition Target and Achievement for 2021-22										(Figures in MW)
	Thermal		Hydro		Nuclear		RE including SHP		Total	
	Target	Ach	Target	Ach	Target	Ach.	Target	Ach.	Target	Ach.
Central	5400	2370	0	0	700	0	Not Available	0	6100	2455
State	4360	1590	100	0	NA	NA	Not Available	85	4460	17452
Private	525	525	393	393	NA	NA	Not Available	15862	918	16780
Total	10285	4485	493	393	700	0	Not Available	15947	11478	20825

(vii) Capacity Addition Target and Achievement for 2022-23										(Figures in MW)
	Thermal		Hydro		Nuclear		RE including SHP		Total	
	Target	Ach	Target	Ach	Target	Ach.	Target	Ach.	Target	Ach.
Central	2120	660	60	0	700	0	Not Available	0	2880	856
State	2400	800	130	120	NA	NA	Not Available	196	2530	16126
Private	0	0	0	0	NA	NA	Not Available	15206	0	15206
Total	4520	1460	190	120	700	0	Not Available	15402	5410	16982

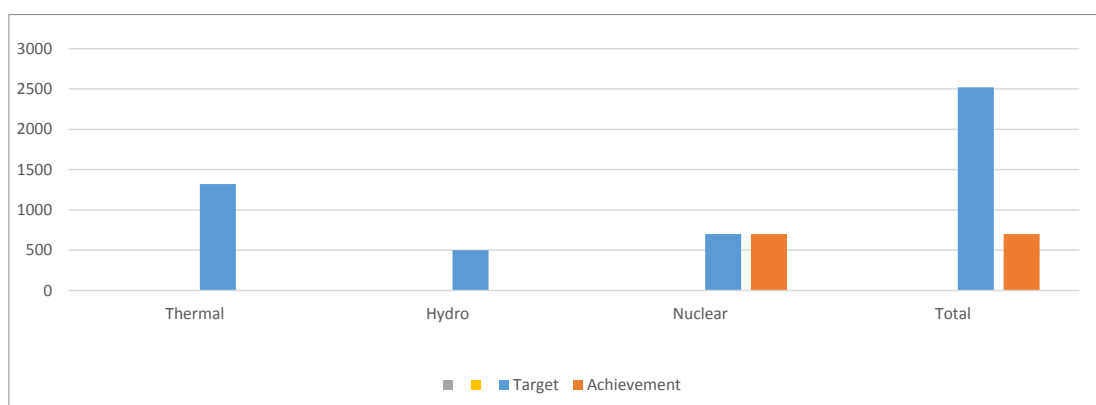
(viii) Capacity Addition Target and Achievement for 2023-24										(Figures in MW)
	Thermal		Hydro		Nuclear		RE including SHP		Total	
	Target	Ach	Target	Ach	Target	Ach.	Target	Ach.	Target	Ach.
Central	6880	2920	2060	78	1400	1400	Not Available	0	10340	4441
State	7820	2120	100	0	NA	NA	Not Available	43	7920	2163
Private	0	1128	720	0	NA	NA	Not Available	18,441.70	720	19570
Total	14700	6168	2880	78	1400	1400	Not Available	18485	18980	26131

2. Capacity Addition Targets / Achievements During Mar-2024

Schemes	Sector	Target 2023-24	Mar-24		Apr-23 to Mar-24		(MW)
			Target	Achievement	Target	Achievement	Cumulative Deviation (+) / (-)
Thermal	Central	6880	660	0	6880	2920	-3960
	State	7820	660	0	7820	2120	-5700
	Private	0	0	0	0	1128	1128
	Total	14700	1320	0	14700	6168	-8532
Hydro	Central	2060	250	0	2060	78	-560
	State	100	10	0	100	0	-100
	Private	720	240	0	720	0	-720
	Total	2880	500	0	2880	78	-2802
Nuclear	Central	1400	700	700	1400	1400	0
RE including SHP	Central	NA	NA	0	NA	0	NA
	State	NA	NA	0	NA	0	NA
	Private	NA	NA	7074.42	NA	18484.7	NA
	Total	NA	NA	7074.42	NA	18484.7	NA
All India	Central	10340	1610	700	10340	4398	-5,942
	State	7920	670	0	7920	2120	-5,800
	Private	720	240	7074.42	720	19613	18,893
	Total	18980	2520	7774.42	18980	26130.70	7150.70



Capacity Addition Targets/Achievements during the Month of Mar-2024



**ALL INDIA INSTALLED CAPACITY (IN MW) OF POWER STATIONS
LOCATED IN THE REGIONS OF MAIN LAND AND ISLANDS**

(As on 31.03.2024)
(UTILITIES)

Region	Ownership/ Sector	Mode wise breakup									Grand Total
		Thermal					Nuclear	Renewable			
		Coal	Lignite	Gas	Diesel	Total		Hydro	RES*(MNRE)	Total	
Northern Region	State	18985	250	2878.9	0	22113.9	0	6008.25	747.7	6755.95	28869.85
	Private	22624.33	1080	772	0	24476.33	0	3241	37366.22	40607.22	65083.55
	Central	15341.62	250	2344.06	0	17935.68	1620	11580.51	379	11959.51	31515.19
	Sub Total	56950.95	1580	5994.96	0	64525.91	1620	20829.76	38492.92	59322.68	125468.59
Western Region	State	21290	900	2849.82	0	25039.82	0	5446.5	602.23	6048.73	31088.55
	Private	31762.17	500	4676	0	36938.17	0	481	47440.01	47921.01	84859.18
	Central	21610.42	0	3280.67	0	24891.09	3240	1635	666.3	2301.3	30432.39
	Sub Total	74662.59	1400	10806.49	0	86869.08	3240	7562.5	48708.54	56271.04	146380.12
Southern Region	State	22192.5	0	791.98	159.96	23144.44	0	11827.48	633.08	12460.56	35605
	Private	13572.5	250	5340.24	273.7	19436.45	0	0	52643.84	52643.84	72080.29
	Central	14129.4	3390	359.58	0	17878.98	3320	0	541.9	541.9	21740.88
	Sub Total	49894.4	3640	6491.8	433.66	60459.86	3320	11827.48	53818.82	65646.3	129426.16
Eastern Region	State	6970	0	80	0	7050	0	3550.22	278.11	3828.33	10878.33
	Private	5553	0	0	0	5553	0	209	1721.15	1930.15	7483.15
	Central	15989.5	0	0	0	15989.5	0	1005.2	10	1015.2	17004.7
	Sub Total	28512.5	0	80	0	28592.5	0	4764.42	2009.26	6773.68	35366.18
North Eastern Region	State	0	0	411.36	36	447.36	0	422	268.75	690.75	1138.1
	Private	0	0	0	0	0	0	0	276.09	276.09	276.09
	Central	949.02	0	1253.6	0	2202.62	0	1522.01	30	1552.01	3754.63
	Sub Total	949.02	0	1664.96	36	2649.98	0	1944.01	574.84	2518.85	5168.82
Islands	State	0	0	0	84.35	84.35	0	0	5.25	5.25	89.6
	Private	0	0	0	35.19	35.19	0	0	29.78	29.78	64.97
	Central	0	0	0	0	0	0	0	5.1	5.1	5.1
	Sub Total	0	0	0	119.54	119.54	0	0	40.13	40.13	159.67
ALL INDIA	State	69437.5	1150	7012.06	280.31	77879.87	0	27254.45	2535.11	29789.56	107669.43
	Private	73512	1830	10788.24	308.89	86439.14	0	3931	139477.09	143408.09	229847.23
	Central	68019.96	3640	7237.91	0	78897.87	8180	15742.72	1632.3	17375.02	104452.89
	Total	210969.46	6620	25038.21	589.2	243216.87	8180	46928.17	143644.51	190572.68	441969.55

Figures at decimal may not tally due to rounding off

Abbreviation:- SHP=Small Hydro Project (≤ 25 MW), BP=Biomass Power, U&I=Urban & Industrial Waste Power, RES=Renewable Energy Sources

Note :- 1. RES include SHP, BP, U&I, Solar and Wind Energy. Installed capacity in respect of RES (MNRE) as on 31.03.2024
(As per latest information available with MNRE)

*Break up of RES all India as on 31.03.2024 is given below (in MW) :

Small Hydro Power	Wind Power	Bio-Power		Solar Power\$	Total Capacity
		BM Power/Cogen.	Waste to Energy#		
5003.25	45886.51	10355.35	585.8	81813.6	143644.51

Includes Waste to Energy and Waste to Energy (Off-grid)

\$ Includes Ground Mounted Solar, Rooftop Solar, Hybrid Solar Comp. and Off-grid Solar/ KUSUM

A. Capacity Added during March, 2024

Nuclear	700 MW
---------	--------

B. Capacity Retired during March, 2024

	0 MW
--	------

C. Net Conv. Capacity Added during March, 2024

A-B	700 MW
-----	--------

D. Net RES Capacity Added during March, 2024

	7074.42 MW
--	------------

E. Net Capacity Added during March, 2024

C+D	7774.42 MW
-----	------------

* Off-grid RES Capacity has been included from July-2021 onwards
Sector wise breakup of RES capacity as shown is provisional.

Allocation from central sector stations has been updated till 29.02.2024.

Share from private sector generating stations has been updated as per latest information available.
NPCIL's Kakrapar Atomic Power Project Unit-4 of 700 MW has been commissioned on 31.03.2024.

**INSTALLED CAPACITY (IN MW) OF POWER UTILITIES IN THE STATES/UTS LOCATED IN
NORTHERN REGION**

INCLUDING ALLOCATED SHARES IN JOINT & CENTRAL SECTOR UTILITIES

(As on 31.03.2024)

State	Ownership/ Sector	Mode wise breakup									Grand Total
		Thermal					Nuclear	Renewable			
		Coal	Lignite	Gas	Diesel	Total		Hydro	RES*(MNRE)	Total	
Delhi	State	0	0	1800.4	0	1800.4	0	0	0	0	1800.4
	Private	878.22	0	108	0	986.22	0	0	340.51	340.51	1326.73
	Central	2771.28	0	207.01	0	2978.29	102.83	723.09	0	723.09	3804.21
	Sub-Total	3649.5	0	2115.41	0	5764.91	102.83	723.09	340.51	1063.6	6931.34
Haryana	State	2510	0	150	0	2660	0	200	69.3	269.3	2929.3
	Private	4561.78	0	0	0	4561.78	0	539	1758.62	2297.62	6859.4
	Central	1566.61	0	431.59	0	1998.2	100.94	1591.73	5	1596.73	3695.86
	Sub-Total	8638.39	0	581.59	0	9219.98	100.94	2330.73	1832.92	4163.65	13484.56
Himachal Pradesh	State	0	0	0	0	0	0	805.6	256.61	1062.21	1062.21
	Private	0	0	0	0	0	0	1219.4	818.53	2037.93	2037.93
	Central	144.67	0	0	0	144.67	28.95	1223.88	0	1223.88	1397.5
	Sub-Total	144.67	0	0	0	144.67	28.95	3248.88	1075.14	4324.02	4497.64
Jammu & Kashmir and Ladakh	State	0	0	175	0	175	0	1230	148.67	1378.67	1553.67
	Private	0	0	0	0	0	0	0	137.49	137.49	137.49
	Central	870.13	0	129.07	0	999.21	67.98	1091.88	0	1091.88	2159.07
	Sub-Total	870.13	0	304.07	0	1174.21	67.98	2321.88	286.16	2608.04	3850.23
Punjab	State	1760	0	150	0	1910	0	1243.4	127.8	1371.2	3281.2
	Private	5014	0	0	0	5014	0	288	1939.82	2227.82	7241.82
	Central	1440	0	0	0	1440	196.81	2296.04	0	2296.04	3932.85
	Sub-Total	8214	0	150	0	8364	196.81	3827.44	2067.62	5895.06	14455.87
Rajasthan	State	7580	250	603.5	0	8433.5	0	433	23.85	8890.35	8890.35
	Private	3257	1080	0	0	4337	0	104	26325.04	26429.04	30766.04
	Central	1031.56	250	171.13	0	1452.69	556.74	1407.67	344	1751.67	3761.1
	Sub-Total	11868.56	1580	774.63	0	14223.19	556.74	1944.67	26692.89	28637.56	43417.49
Uttar Pradesh	State	7135	0	0	0	7135	0	724.1	49.1	773.2	7908.2
	Private	8814.33	0	0	0	8814.33	0	842.4	5116.47	5958.87	14773.2
	Central	5538.42	0	1029.51	0	6567.93	289.48	1857.52	30	1887.52	8744.93
	Sub-Total	21487.75	0	1029.51	0	22517.26	289.48	3424.02	5195.57	8619.59	31426.33
Uttarakhand	State	0	0	0	0	0	0	1372.15	72.37	1444.52	1444.52
	Private	99	0	664	0	763	0	248.2	864.22	1112.42	1875.42
	Central	503.1	0	69.66	0	572.76	31.24	535.54	0	535.54	1139.54
	Sub-Total	602.1	0	733.66	0	1335.76	31.24	2155.89	936.59	3092.48	4459.48
Chandigarh	State	0	0	0	0	0	0	0	0	0	0
	Private	0	0	0	0	0	0	0	65.52	65.52	65.52
	Central	44.83	0	15.03	0	59.86	8.01	101.71	0	101.71	169.57
	Sub-Total	44.83	0	15.03	0	59.86	8.01	101.71	65.52	167.23	235.09
Central - Unallocated		1431.03	0	291.05	0	1722.08	237.03	751.45	0	751.45	2710.57
Total (Northern Region)	State	18985	250	2878.9	0	22113.9	0	6008.25	747.7	6755.95	28869.85
	Private	22624.33	1080	772	0	24476.33	0	3241	37366.22	40607.22	65083.55
	Central	15341.62	250	2344.06	0	17935.68	1620	11580.51	379	11959.51	31515.19
	Grand Total	56950.95	1580	5994.96	0	64525.91	1620	20829.76	38492.92	59322.68	125468.59

INSTALLED CAPACITY (IN MW) OF POWER UTILITIES IN THE STATES/UTS LOCATED IN WESTERN REGION

INCLUDING ALLOCATED SHARES IN JOINT & CENTRAL SECTOR UTILITIES

(As on 31.03.2024)

State	Ownership/ Sector	Mode wise breakup									Grand Total
		Thermal					Nuclear	Renewable			
		Coal	Lignite	Gas	Diesel	Total		Hydro	RES*(MNRE)	Total	
Goa	State	0	0	0	0	0	0	0	0.05	0.05	0.05
	Private	0	0	48	0	48	0	0	45.42	45.42	93.42
	Central	492.29	0	19.67	0	511.96	41.68	2	0	2	555.64
	Sub-Total	492.29	0	67.67	0	559.96	41.68	2	45.47	47.47	649.11
Gujarat	State	4510	900	2177.82	0	7587.82	0	772	95.04	867.04	8454.86
	Private	7144.67	500	3985	0	11629.67	0	0	25133.38	25133.38	36763.05
	Central	5504.47	0	424	0	5928.47	1034.89	0	243.3	243.3	7206.66
	Sub-Total	17159.14	1400	6586.82	0	25145.96	1034.89	772	25471.72	26243.72	52424.57
Madhya Pradesh	State	5400	0	0	0	5400	0	1703.66	107.96	1811.62	7211.62
	Private	5744	0	75	0	5819	0	0	6690.41	6690.41	12509.41
	Central	4818.54	0	257	0	5075.54	491.98	1520	300	1820	7387.52
	Sub-Total	15962.54	0	332	0	16294.54	491.98	3223.66	7098.37	10322.03	27108.55
Chhattisgarh	State	1840	0	0	0	1840	0	120	11.05	131.05	1971.05
	Private	7667.5	0	0	0	7667.5	0	0	1552.34	1552.34	9219.84
	Central	2714.35	0	0	0	2714.35	135.57	113	0	113	2962.92
	Sub-Total	12221.85	0	0	0	12221.85	135.57	233	1563.39	1796.39	14153.81
Maharashtra	State	9540	0	672	0	10212	0	2850.84	388.13	3238.97	13450.97
	Private	11006	0	568	0	11574	0	481	13971.99	14452.99	26026.99
	Central	4858.24	0	2272.73	0	7130.97	1068.66	0	123	123	8322.63
	Sub-Total	25404.24	0	3512.73	0	28916.97	1068.66	3331.84	14483.12	17814.96	47800.59
Dadra and Nagar Haveli and Daman and Diu	State	0	0	0	0	0	0	0	0	0	0
	Private	200	0	0	0	200	0	0	46.47	46.47	246.47
	Central	387.05	0	109.68	0	496.73	29.22	0	0	0	525.95
	Sub-Total	587.05	0	109.68	0	696.73	29.22	0	46.47	46.47	772.42
Central - Unallocated		2835.49	0	197.59	0	3033.08	438	0	0	0	3471.08
Total (Western Region)	State	21290	900	2849.82	0	25039.82	0	5446.5	602.23	6048.73	31088.55
	Private	31762.17	500	4676	0	36938.17	0	481	47440.01	47921.01	84859.18
	Central	21610.42	0	3280.67	0	24891.09	3240	1635	666.3	2301.3	30432.39
	Grand Total	74662.59	1400	10806.49	0	86869.08	3240	7562.5	48708.54	56271.04	146380.12

**INSTALLED CAPACITY (IN MW) OF POWER UTILITIES IN THE STATES/UTS LOCATED IN
SOUTHERN REGION**

INCLUDING ALLOCATED SHARES IN JOINT & CENTRAL SECTOR UTILITIES

(As on 31.03.2024)

State	Ownership/ Sector	Mode wise breakup									Grand Total
		Thermal					Nuclear	Renewable			
		Coal	Lignite	Gas	Diesel	Total		Hydro	RES*(MNRE)	Total	
Andhra Pradesh	State	6610	0	235.4	0	6845.4	0	1673.6	57.38	1730.98	8576.38
	Private	3873.88	0	3831.32	36.8	7742	0	0	9111.95	9111.95	16853.96
	Central	1546.95	189.34	0	0	1736.29	127.27	0	250	250	2113.56
	Sub-Total	12030.83	189.34	4066.72	36.8	16323.69	127.27	1673.6	9419.33	11092.93	27543.89
Telangana	State	6242.5	0	0	0	6242.5	0	2479.93	41.22	2521.15	8763.65
	Private	1389.45	0	831.82	0	2221.27	0	0	5147.58	5147.58	7368.85
	Central	3166.85	61.3	0	0	3228.15	148.73	0	10	10	3386.88
	Sub-Total	10798.8	61.3	831.82	0	11691.92	148.73	2479.93	5198.8	7678.73	19519.38
Karnataka	State	5020	0	0	0	5020	0	3631.6	193.89	3825.49	8845.49
	Private	2050	0	0	25.2	2075.2	0	0	17558.86	17558.86	19634.06
	Central	3180.16	486.42	0	0	3666.58	698	0	0	0	4364.58
	Sub-Total	10250.16	486.42	0	25.2	10761.78	698	3631.6	17752.74	21384.34	32844.12
Kerala	State	0	0	0	159.96	159.96	0	1864.15	217.9	2082.05	2242.01
	Private	832.5	0	174	0	1006.5	0	0	1097.41	1097.41	2103.91
	Central	1226.3	325.33	359.58	0	1911.21	362	0	50	50	2323.21
	Sub-Total	2058.8	325.33	533.58	159.96	3077.67	362	1864.15	1365.31	3229.46	6669.13
Tamil Nadu	State	4320	0	524.08	0	4844.08	0	2178.2	122.7	2300.9	7144.98
	Private	5426.67	250	503.1	211.7	6391.47	0	0	19678.13	19678.13	26069.6
	Central	3202.33	1709.16	0	0	4911.49	1448	0	231.9	231.9	6591.39
	Sub-Total	12949	1959.16	1027.18	211.7	16147.04	1448	2178.2	20032.73	22210.93	39805.97
NLC	State	0	0	0	0	0	0	0	0	0	0
	Private	0	0	0	0	0	0	0	0	0	0
	Central	0	66	0	0	66	0	0	0	0	66
	Sub-Total	0	66	0	0	66	0	0	0	0	66
Puducherry	State	0	0	32.5	0	32.5	0	0	0	0	32.5
	Private	0	0	0	0	0	0	0	49.91	49.91	49.91
	Central	140.8	118.35	0	0	259.15	86	0	0	0	345.15
	Sub-Total	140.8	118.35	32.5	0	291.65	86	0	49.91	49.91	427.56
Central - Unallocated		1666	434.1	0	0	2100.1	450	0	0	0	2550.1
Total (Southern Region)	State	22192.5	0	791.98	159.96	23144.44	0	11827.48	633.08	12460.56	35605
	Private	13572.5	250	5340.24	273.7	19436.45	0	0	52643.84	52643.84	72080.29
	Central	14129.4	3390	359.58	0	17878.98	3320	0	541.9	541.9	21740.88
	Grand Total	49894.4	3640	6491.8	433.66	60459.86	3320	11827.48	53818.82	65646.3	129426.16

**INSTALLED CAPACITY (IN MW) OF POWER UTILITIES IN THE STATES/UTS LOCATED IN
EASTERN REGION**

INCLUDING ALLOCATED SHARES IN JOINT & CENTRAL SECTOR UTILITIES

(As on 31.03.2024)

State	Ownership/ Sector	Mode wise breakup									Grand Total
		Thermal					Nuclear	Renewable			
		Coal	Lignite	Gas	Diesel	Total		Hydro	RES*(MNRE)	Total	
Bihar	State	0	0	0	0	0	0	0	70.7	70.7	70.7
	Private	700	0	0	0	700	0	0	379.45	379.45	1079.45
	Central	6253.75	0	0	0	6253.75	0	110	0	110	6363.75
	Sub-Total	6953.75	0	0	0	6953.75	0	110	450.15	560.15	7513.9
Jharkhand	State	420	0	0	0	420	0	130	4.05	134.05	554.05
	Private	580	0	0	0	580	0	0	181.5	181.5	761.5
	Central	1607.31	0	0	0	1607.31	0	61	0	61	1668.31
	Sub-Total	2607.31	0	0	0	2607.31	0	191	185.55	376.55	2983.86
West Bengal	State	4810	0	80	0	4890	0	986	121.95	1107.95	5997.95
	Private	2437	0	0	0	2437	0	0	518.98	518.98	2955.98
	Central	1436.34	0	0	0	1436.34	0	410	0	410	1846.34
	Sub-Total	8683.34	0	80	0	8763.34	0	1396	640.93	2036.93	10800.27
DVC	State	0	0	0	0	0	0	0	0	0	0
	Private	150	0	0	0	150	0	0	0	0	150
	Central	2887.02	0	0	0	2887.02	0	186.2	0	186.2	3073.21
	Sub-Total	3037.02	0	0	0	3037.02	0	186.2	0	186.2	3223.21
Odisha	State	1740	0	0	0	1740	0	2074.22	26.3	2100.52	3840.52
	Private	1686	0	0	0	1686	0	0	634.18	634.18	2320.18
	Central	1865.21	0	0	0	1865.21	0	89	10	99	1964.21
	Sub-Total	5291.21	0	0	0	5291.21	0	2163.22	670.48	2833.7	8124.91
Sikkim	State	0	0	0	0	0	0	360	55.11	415.11	415.11
	Private	0	0	0	0	0	0	209	7.04	216.04	216.04
	Central	103.54	0	0	0	103.54	0	64	0	64	167.54
	Sub-Total	103.54	0	0	0	103.54	0	633	62.15	695.15	798.69
Central - Unallocated		1836.33	0	0	0	1836.33	0	85.01	0	85.01	1921.34
Total (Eastern Region)	State	6970	0	80	0	7050	0	3550.22	278.11	3828.33	10878.33
	Private	5553	0	0	0	5553	0	209	1721.15	1930.15	7483.15
	Central	15989.5	0	0	0	15989.5	0	1005.2	10	1015.2	17004.7
	Grand Total	28512.5	0	80	0	28592.5	0	4764.42	2009.26	6773.68	35366.18

**INSTALLED CAPACITY (IN MW) OF POWER UTILITIES IN THE STATES/UTS LOCATED IN
NORTH-EASTERN REGION**

INCLUDING ALLOCATED SHARES IN JOINT & CENTRAL SECTOR UTILITIES

(As on 31.03.2024)

State	Ownership/ Sector	Mode wise breakup									Grand Total
		Thermal					Nuclear	Renewable			
		Coal	Lignite	Gas	Diesel	Total		Hydro	RES*(MNRE)	Total	
Assam	State	0	0	306.36	0	306.36	0	100	5.01	105.01	411.37
	Private	0	0	0	0	0	0	0	162.28	162.28	162.28
	Central	581.52	0	435.56	0	1017.08	0	422.08	25	447.08	1464.16
	Sub-Total	581.52	0	741.92	0	1323.44	0	522.08	192.29	714.37	2037.81
Arunachal Pradesh	State	0	0	0	0	0	0	0	109.11	109.11	109.11
	Private	0	0	0	0	0	0	0	35.79	35.79	35.79
	Central	37.05	0	46.82	0	83.87	0	544.55	0	544.55	628.42
	Sub-Total	37.05	0	46.82	0	83.87	0	544.55	144.9	689.45	773.32
Meghalaya	State	0	0	0	0	0	0	322	55.03	377.03	377.03
	Private	0	0	0	0	0	0	0	18.04	18.04	18.04
	Central	51.6	0	109.69	0	161.29	0	95.38	0	95.38	256.67
	Sub-Total	51.6	0	109.69	0	161.29	0	417.38	73.07	490.45	651.74
Tripura	State	0	0	105	0	105	0	0	16.01	16.01	121.01
	Private	0	0	0	0	0	0	0	13.46	13.46	13.46
	Central	56	0	381.94	0	437.94	0	68.49	5	73.49	511.43
	Sub-Total	56	0	486.94	0	542.94	0	68.49	34.47	102.96	645.9
Manipur	State	0	0	0	36	36	0	0	5.45	5.45	41.45
	Private	0	0	0	0	0	0	0	13.04	13.04	13.04
	Central	47.1	0	81.58	0	128.68	0	87.24	0	87.24	215.92
	Sub-Total	47.1	0	81.58	36	164.68	0	87.24	18.49	105.73	270.41
Nagaland	State	0	0	0	0	0	0	0	32.67	32.67	32.67
	Private	0	0	0	0	0	0	0	3.17	3.17	3.17
	Central	32.1	0	73.93	0	106.03	0	66.33	0	66.33	172.36
	Sub-Total	32.1	0	73.93	0	106.03	0	66.33	35.84	102.17	208.2
Mizoram	State	0	0	0	0	0	0	0	45.47	45.47	45.47
	Private	0	0	0	0	0	0	0	30.31	30.31	30.31
	Central	31.05	0	60.46	0	91.51	0	97.94	0	97.94	189.45
	Sub-Total	31.05	0	60.46	0	91.51	0	97.94	75.78	173.72	265.23
Central - Unallocated		112.6	0	63.62	0	176.22	0	140	0	140	316.22
Total (North-Eastern Region)	State	0	0	411.36	36	447.36	0	422	268.75	690.75	1138.1
	Private	0	0	0	0	0	0	0	276.09	276.09	276.09
	Central	949.02	0	1253.6	0	2202.62	0	1522.01	30	1552.01	3754.63
	Grand Total	949.02	0	1664.96	36	2649.98	0	1944.01	574.84	2518.85	5168.82

Section C - Transmission Lines

Sr.No	Contents	Page
1	Executive summary of Target and Achievement of Transmission Lines during 2023-24	20(1)
2	List of Transmission Lines Commissionedduring during Mar-2024	20(2)

Executive summary of Target and Achievement of Transmission Lines during FY 2023-24

As on Mar-2024

(All figures in circuit kms.)

Target / Achievement		HVDC								765 kV				400 kV				230KV/220 kV				Grand Total				
		± 800 kV				± 500 kV				Central Sector	State Sector	JV/Private Sector	Total	Central Sector	State Sector	JV/Private Sector	Total	Central Sector	State Sector	JV/Private Sector	Total	Central Sector	State Sector	JV/Private Sector	Grand Total	
		Central Sector	State Sector	JV/Private Sector	Total	Central Sector	State Sector	JV/Private Sector	Total																	
Target FY 2023-24		0	0	0	0	0	0	0	0	0	404	13	1659	2076	2185	3867	1274	7326	153	7122	5	7280	2742	11002	2938	16682
Mar/24	Target	0	0	0	0	0	0	0	0	0	0	0	0	0	0	0	0	0	0	282	0	282	0	282	0	282
	Achievement	0	0	0	0	0	0	0	0	0	0	13	0	13	1016	705	81	1802	0	1438	259	1697	1016	2156	340	3512
Upto Mar-24	Target	0	0	0	0	0	0	0	0	404	13	1659	2076	2185	3867	1274	7326	153	7122	5	7280	2742	11002	2938	16682	
	Achievement	0	0	0	0	0	0	0	0	228	13	1878	2119	3693	1381	1014	6088	17	5599	380	5996	3938	6993	3272	14203	

	A	B	C	D	E	F
1	Transmission Lines (220 kV and above) Commissioned/Ready for commissioning During March-2024					
2	As on 31-March-2024					
3	Sl. No.	Voltage Level (kV)	Name of Transmission Lines	Circuit Type	Executing Agency	Line Length (cKM)
4	1.	2.	3.	4.	5.	6.
5	CENTRAL SECTOR					
6	1	400	LILO of 400kV Lucknow (PGCIL) - Sultanpur S/C Line at 400kV Substation Mohanlalganj, Lucknow(MOHANLALGANJ TRANSMISSION LIMITED) :INTRASTATE Project (UP)	S/C	PGCIL	14
7	2	400	LILO of 400kV Sarojnai Nagar - Unnao (765kV) S/C Line at 400kV GIS Substation Mohanlalganj, Lucknow (MOHANLALGANJ TRANSMISSION LIMITED) :INTRASTATE Project (UP)	S/C	PGCIL	77
8	3	400	Ckt-1 of Re-conductoring of Siliguri – Bongaigaon 400kV D/c line with Twin HTLS conductor under North Eastern Region Strengthening Scheme-XII (NERSS-XII)	D/C	PGCIL	218
9	4	400	Neemuch PS – Chhittorgarh (PG) s/s 400 kV D/C line (POWERGRID Neemuch Transmission System Limited (NTL)	D/C	PGCIL	233
10	5	400	Neemuch PS- Mandsaur s/s 400 kV D/C line (POWERGRID Neemuch Transmission System Limited (NTL)	D/C	PGCIL	236
11	6	400	CKT-1 FOR RECONDUCTORING WORK OF JHARSUGUDA/SUNDARGARH#(PG) – ROURKELA (PG) 400KV 2XD/C (ERSS-XXIX)	D/C	PGCIL	142
12	7	400	CKT-3 FOR RECONDUCTORING WORK OF JHARSUGUDA/SUNDARGARH#(PG) – ROURKELA (PG) 400KV 2XD/C (ERSS-XXIX) (from Tower Loc. 881 to 1150 i.e 96 CKM)	D/C	PGCIL	96
13	Total of CENTRAL SECTOR					1016
14	STATE SECTOR					
15	8	220	220KV Guddigudem-Purushothapatnam D/C line	D/C	APTRANSCO	47
16	9	400	BTPP-Naubatpur Line (Twin Moose Conductor)	D/C	BSPTCL	248
17	10	220	BTPP-Dehri-on-sona (single zebra conductor)	D/C	BSPTCL	150
18	11	220	400 kV D/C BHOGAT - KALAWAD LINE with Twin AL-59 cond. & 1 OPGW and 1 Earth Wire.	D/C	GETCO	250
19	12	400	LILO of one circuit of 400 kV VADAVI - HALVAD LINE at 400 kV SANAND-II GIDC S/S with Twin AL-59 cond. & OPGW.	D/C	GETCO	85
20	13	400	Balance work of 400 kV D/C VADINAR - AMRELI LINE (PKG-III) with ACSR Twin Moose condu. & Earth Wire, M/s. Jvoti	D/C	GETCO	121
21	14	220	LILO of 220 kV Gondal - Sadla line at Kamlapur with AL-59 conductor	D/C	GETCO	46
22	15	220	Panchkula (PGCIL)- Panchkula Sector-32	D/C	HVPNL	43
23	16	220	Take in arrangement of Madanpur-Kunihar line at Sector-32 and take in arrangement from remaining portion of Madanpur-Kunihar line at PGCIL,Naggal(400KV).	D/C	HVPNL	43
24	17	220	PMDP - Kashmir) LILO of one ckt. Alusteng - New Wanpoh at Tailbal	D/C	JKPDD	7
25	18	220	PMDP - Kashmir) Extension of Mirbazar - Alusteng line upto New Wanpoh	D/C	JKPDD	12
26	19	220	Ghanagapura (Nimbarga) to Kalaburagi (Ferozbad) line	D/C	KPTCL	72
27	20	220	220kV Chintamani - Mittemari line:(Work B)	D/C	KPTCL	100

	A	B	C	D	E	F
28	21	220	(NERPSIP- Meghalya) Byrnihat (Killing) – Mawngap – New Shillong 220 kV D/c line	D/C	MeECL	258
29	22	220	220kV line from 220kV S/s Nipaniya for Power supply of 54.5 MVA to Pump house of Shangarh - Suwasra	S/C	MPPTCL	15
30	23	220	LILO of Birsinghpur-Satna 220kV line at New S/s Manpur (Bijouri)(TBCB)	D/C	MPPTCL	37
31	24	220	220kV DC Kalmeshwar-Warud (Phase I & II) (from Kalmeshwar substation to loc no 90)	D/C	MSETCL	53
32	25	220	220 kV DC line from 400 kV Kumbhargaoon (Nanded) - Kurunda - Pkg A (Loc 1 to 112)	D/C	MSETCL	67
33	26	220	220kV DC Kalmeshwar-Warud (Phase IV & V)(from loc no 168 to 313 i.e. upto 220kV Warud SS)	D/C	MSETCL	84
34	27	220	220kV Wani Pandharkawda DC line (Phase-II)	D/C	MSETCL	51
35	28	220	220kV Umred - Nagbhid DCDC line Part-I (Umred SS to loc no 95).	D/C	MSETCL	53
36	29	220	220kV LILO of Narendrapur-Therubali at Aska New S/s	D/C	OPTCL	85
37	30	220	• S/C transmission line from PPS-1 to PGCIL Bhadla-II (28.626 CKM)• S/C Transmission Line from PPS-2 to PGCIL Bhadla-II through 220 kV D/C dead end tower outside premises of PPS-1 without entering in PPS-1 (31.612 CKM)• S/C Transmission Line from PPS-3 to PGCIL Bhadla-II through 220 kV D/C dead end tower outside premises of PPS-4 without entering in PPS-4 (30.990 CKM)• S/C Transmission Line from PPS-4 to PGCIL Bhadla-II (29.427 CKM)	S/C	Rajasthan Solar Park Development Company Ltd.	121
38	31	765	NCTPS Stage-III - North Chennai (PS) line	D/C	TANTRANSCO	13
39	32	220	LILO Mahabubabad - Warangal line to Ammavaripet	D/C	TSTRANSCO	64
40	33	400	400 kV Panki - PTPS Line (Ckt-II)	D/C	UPPTCL	1
41	34	220	Stringing of 220 kV Sarnath (400)- Gajokhar Line (Ckt-II)	D/C	UPPTCL	30
42	Total of STATE SECTOR					2156
43	PRIVATE SECTOR					
44	35	400	AGEL-PSS3 Khavda-I PS 400kV S/c line	S/C	Adani Green Energy Limited	5
45	36	400	AREHFL PSS1 – Khavda (GIS) PS 400kV S/c line (with minimum power carrying capacity of 1250MW per ckt. at nominal voltage)	S/C	Adani Renewable Energy Holding Four Ltd. (AREHFL)	3
46	37	400	AREHFL PSS2 – Khavda (GIS) PS 400kV S/c line (with minimum power carrying capacity of 1250MW per ckt. at nominal voltage)	S/C	Adani Renewable Energy Holding Four Ltd. (AREHFL)	5
47	38	220	SBE Renewables Sixteen Private Limited Power Plant – Fatehgarh-II PS 220kV S/c line	S/C	Adani Renewable Energy Holding Sixteen Ltd	14
48	39	220	AltraXergi Power Pvt. Ltd. Solar power plant – Fatehgarh-III PS 220 kV S/c high capacity line on D/c tower	S/C	Altra Xergi Power Private Limited	5
49	40	220	Common Pooling Station of Amp Energy Green Four & Five Solar Power Plant - Bhadla-II PS 220 kV S/c line	S/C	AMP Energy Green Private Limited	12
50	41	220	Ayana Renewable Power Six Pvt Ltd –Koppal PS 220kV S/c line	S/C	Ayana Renewable Power Six Pvt Ltd	24
51	42	220	Common PS of Power Project of 100 MW each for One Volt Energy Private Limited, Amplus Ages Private Limited and Grian Energy Private Limited) – Bikaner-II PS 220 kV S/c line	S/C	Grian Energy Private Limited	3

	A	B	C	D	E	F
52	43	400	L.ILO of both circuits of Parli(PG) – Pune(GIS) 400kV D/c line at Kallam PS	M/C	INDIGRID	68
53	44	230	JSW Renew Energy Limited – Karur 230kV S/c line (strung on D/c tower of M/s JSW Renew Energy Ltd)	S/C	JSW Neo Energy Limited	4
54	45	230	JSW Renew Energy Limited – Tuticorin-II 230kV S/c line	S/C	JSW Renew Energy Ltd	20
55	46	230	Generation PS of JSW Renew Energy Ltd.- Tuticorin-II 230kV S/c line (part line will be strung as 2nd ckt. On D/c towers of JSW Neo Energy Ltd.-Tuticorin II 230kV line).	S/C	JSW Renew Energy Ltd	22
56	47	220	Prerak Greentech Private Limited Project – Bikaner-II PS 220 kV S/c line on D/c tower	S/C		11
57	48	220	Renew Solar Power Pvt Ltd – Koppal PS 220kV S/c line	S/C		54
58	49	220	ReNew Surya Aayan Private Limited solar power plant – Fatehgarh-III PS 220 kV S/c line on D/c tower	S/C		9
59	50	220	ReNew Surya Ojas Private Limited generation switchyard – Koppal 220kV S/c	S/C		24
60	51	220	ReNew Surya Roshni Private Limited hybrid power plant – Fatehgarh-III PS 220 kV S/c high capacity line on D/c tower	S/C		18
61	52	220	ReNew Surya Vihaan Private Ltd. – Fatehgarh-III PS 220 kV S/c line	S/C		6
62	53	220	Agar Unit - 4 (200MW) - Pachora SEZ PP 220kV S/c line	S/C		1
63	54	220	Agar Unit-5 (350MW) - Pachora SEZ PP 220kV S/c line	S/C		32
64	Total of PRIVATE SECTOR					340
65	Grand Total					3512

Section D - Sub Stations

SN	Contents	Page
1	Executive summary of Target and Achievement of Substations during 2023-24	21(1)
2	Sub Stations (220 kV and above) commissioned/Ready for commissioning during Mar-2024	21(2)

Executive summary of Target and Achievement of Substations during FY 2023-24

As on Mar' 24

Target / Achievement		HVDC												765 kV				400 kV				220 kV				(All figures in MVA)			
		± 800 kV				± 500 kV				± 320 kV												Grand Total							
		Central Sector	State Sector	JV/Private Sector	Total	Central Sector	State Sector	JV/Private Sector	Total	Central Sector	State Sector	JV/Private Sector	Total	Central Sector	State Sector	JV/Private Sector	Total	Central Sector	State Sector	JV/Private Sector	Total	Central Sector	State Sector	JV/Private Sector	Total	Central Sector	State Sector	JV/Private Sector	Grand Total
Target FY 2023-24	0	0	0	0	0	0	0	0	0	0	0	0	10500	7500	3000	21000	12880	12280	7000	32160	210	24419	320	24949	23590	44199	10320	78109	
Mar/24	Target	0	0	0	0	0	0	0	0	0	0	0	0	3000	0	0	3000	1500	0	0	1500	0	0	0	0	4500	0	0	4500
	Achievement	0	0	0	0	0	0	0	0	0	0	0	0	0	0	0	0	5000	1315	1000	7315	400	3520	0	3920	5400	4835	1000	11235
Upto Mar-24	Target	0	0	0	0	0	0	0	0	0	0	0	0	10500	7500	3000	21000	12880	12280	7000	32160	210	24419	320	24949	23590	44199	10320	78109
	Achievement	0	0	0	0	0	0	0	0	0	0	0	0	4500	6000	7500	18000	14620	10065	7500	32185	600	19943	0	20543	19720	36008	15000	70728

Sub-Stations (220 kV and above) Commissioned/Ready for commissioning During -March 2024

During 31-03-24				
Sl No	Name of Sub Stations	Voltage Ratio (kV/kV)	Executing Agency	Capacity (MW/MVA)
1.	2.	3.	4.	5.
CENTRAL SECTOR				
1	1x500MVA 400/220KV ICT-2 at BIKANER-II (Implementation of 220 kV bays for RE generators and 400/220KV ICTs at Bikaner II PS)	400/220	PGCIL	500
2	2x500MVA 400/220KV ICT 1 & 2 at Mohanlalganj/MOHANLALGANJ TRANSMISSION LIMITED -INTRASTATE Project (LP)	400/220	PGCIL	1000
3	2x300MVA 220/132KV ICT 1 & 2 at Mohanlalganj/MOHANLALGANJ TRANSMISSION LIMITED -INTRASTATE Project (LP)	220/132	PGCIL	400
4	1x500MVA 400/220KV ICT (3rd) at Kolar (PG) SS under Augmentation of Transformation Capacity in Southern Region	400/220	PGCIL	500
5	1x500MVA, 400/230KV ICT (4th) at Hosur SS under Augmentation of Transformation capacity by 1x500MVA, 400/230KV ICT (4th) and common facility works at Hosur SS	400/230	PGCIL	500
6	2x500 MVA, 400/220 KV ICT 1 & 2 at Neemach under Transmission system for execution of power from Neemach Solar Park (1000 MW)-SPV Name-POWERGRID Neemach Transmission System	400/220	PGCIL	1000
7	1x500MVA, 400/220KV ICT (6th) at Pavagada under Augmentation of Transformation capacity by 1x500MVA, 400/220KV ICT (6th) and common facility works at Pavagada (Tumkur) PS	400/220	PGCIL	500
8	1x500MVA 400/220KV ICT (3rd) ICT at Raigadh under Augmentation of transformation capacity by 1x500MVA 400/220KV ICT (3rd) ICT at Raigadh PG	400/220	PGCIL	500
9	1x500MVA 400/220KV ICT (8TH) at 765:400KV Bhadla-II PS under Transmission system strengthening Scheme for execution of power from solar energy zones in Rajasthan (8.1 GW) under Phase II - Part B1	400/220	PGCIL	500
TOTAL CENTRAL SECTOR				5400
STATE SECTOR				
10	220 KV S/s Sarapali	220/132	CSPTCL	160
11	220KV Gijewad	220/66	GETCO	320
12	220KV Kamapur Pandhwa (Jasdan)	220/66	GETCO	320
13	220KV Mera (Mithi Patil) (Upgradation-66kV)	220/66	GETCO	160
14	220KV Metoda (Upgradation-66kV metoda-ii)	220/66	GETCO	320
15	220KV Sevallya (Upgradation-66kV)	220/66	GETCO	320
16	400KV Kasor (3X315+1X500 - 3X315)	400/220	GETCO	500
17	220KV Chhatral (3x100+1X160 - 4X100)	220/66	GETCO	60
18	220KV Palwal	220/66	HVPNL	60
19	220KV GIS HSIDC Rai, Sonapat	220/132	HVPNL	160
20	220 KV Dashibana	220/33	HVPNL	100
21	220/33 kV Haripora (Tallbal) (GIS) Grid S/S (earlier Barapora) (PMDD- Kashmir)	220/33	JKPDD	160
22	Kalaburagi (Ferozabad) S/s (T/F - II)	400/220	KPTCL	500
23	Ghanagapura Establishing 2X100MVA, 220/110kV sub-station	220/110	KPTCL	200
24	Ashra 400KV S/s, Addl. 1x160 MVA X-mer	220/132	MPPTCL	160
25	Mugaliyachag 220 KV S/s, Addl. 1x160MVA X-mer	220/132	MPPTCL	160
26	Manor (Bipuri) 220/33KV substation (TBCE)	220/33	MPPTCL	100
27	400KV Kharghar substation(1 X 50MVA, 220/33KV T/F)	220/33	MSETCL	50
28	220KV Pandhampur substation 1 X (200-100) MVA 220/132KV ICT	220/132	MSETCL	100
29	Up-gradation of existing 132 kv Pandharkawda substation to 220 kv level	220/132	MSETCL	100
30	220KV Nanded City substation(1x50MVA, 220/22kV T/F)	220/22	MSETCL	50
31	Creation of 110 kV Level at 220 kV Peth S/s (1x 100MVA, 220/110kV ICT)	220/110	MSETCL	100
32	220KV GSS Reodar (Distt. Sirohi)	220/132	RRVPL	160
33	220KV GSS Chakru (Additional 100 MVA T/F)	220/132	RRVPL	100
34	Amnawarice T/F-I	220/132	TSTRANSCO	100
35	New Chandoliola 400KV	400/220	WBSETCL	315
Total of STATE SECTOR				4835
PRIVATE SECTOR				
36	Establishment of 2x500MVA, 400/220KV near Kalam PS	400/220	INDGRID	1000
Total of PRIVATE SECTOR				1000
Grand Total				11235

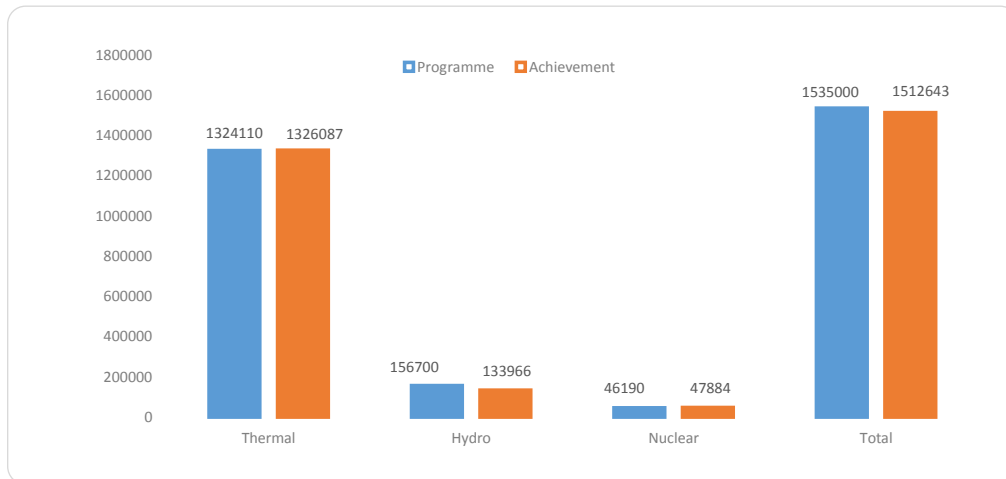
Section E - Electricity Generation

SN	Contents	Page
1	Electricity Generation (MU) Targets and Achievements for 2023-24	22

1. Electricity Generation (MU) Targets and Achievements for 2023-24 from Conventional sources

Sector	Target	Mar-2024			Apr-23 to Mar-24		
		Programme	Achievement	% Ach.	Programme	Achievement	% Ach.
Thermal							
Central Sector	512,190.00	46758.00	42,238.41	90.33	512,190.00	472,363.63	92.22
State Sector	416,884.00	40652.00	35,777.91	88.01	416,884.00	401,460.40	96.30
Pvt. IPP Sector	377,985.00	1561.00	1,705.69	109.27	17,051.00	18,417.37	108.01
Pvt. UTL Sector	17,051.00	35107.00	38,824.36	110.59	377,985.00	433,845.21	114.78
Total	1,324,110.00	124078.00	118,546.37	95.54	1,324,110.00	1,326,086.61	100.15
Hydro							
Central Sector	65,585.00	3,417.00	3,045.78	89.14	65,585.00	58,168.12	88.69
State Sector	75,469.00	5,125.00	3,393.15	66.21	75,469.00	61,552.42	81.56
Pvt. IPP Sector	14,176.00	449.00	355.56	79.19	14,176.00	12,687.78	89.50
Pvt. UTL Sector	1,470.00	126.00	133.50	105.95	1,470.00	1,557.87	105.98
Total	156,700.00	9,117.00	6,927.99	75.99	156,700.00	133,966.18	85.49
Nuclear							
Central Sector	46,190.00	4946.00	3,966.93	80.20	46,190.00	47,884.40	103.67
Total	46,190.00	4946.00	3,966.93	80.20	46,190.00	47,884.40	103.67
Bhutan Import	8,000.00	383.00	8.06	2.10	8,000.00	4,705.86	58.82
#							
Central Sector	623,965.00	55,121.00	49,251.12	89.35	623,965.00	578,416.15	92.70
State Sector	492,353.00	45,777.00	39,171.06	85.57	492,353.00	463,012.82	94.04
Pvt. Sector	418,682.00	37,626.00	41,027.17	109.04	418,682.00	471,214.09	112.55
Total	1,535,000.00	138,524.00	129,449.35	93.45	1,535,000.00	1,512,643.06	98.54
RES	215,000.00	20166.00	18,906.00	93.75	215,000.00	225,456.00	104.86
Grand Total	1,750,000.00	158,690.00	148,355.35	93.49	1,750,000.00	1,738,099.06	99.32

All India Energy Generation During Apr-23 to Mar-24 (MU)



Renewable Energy Generation

Figs in BU

Achievement		Cummulative Achievement	Cummulative Achievement
Mar-24	Mar-23	Upto Mar-23	Upto Mar-24
18.91	16.98	203.37	225.46

Section F - Power Supply Position

SN	Contents	Page
1	Energy Power Supply Position (Provisional) for Mar-2024	23
2	Peak Power Supply Position (Provisional) for Mar-2024	24
3	Energy Power Supply Position (Revised) for April-2023 to Jan-2023	25
4	Peak Power Supply Position (Revised) for April-2023 to Jan-2023	26
5	Power Supply to Agricultural Sector during Mar-2024	27

Monthly Comparison of Power Supply Position (Energy) - Provisional										
(Figures in MU net)										
State / System / Region	March, 2024				March, 2023				% Change	
	Energy Requirement	Energy Supplied	Energy not Supplied		Energy Requirement	Energy Supplied	Energy not Supplied		Energy Requirement	Energy Supplied
	(MU)	(MU)	(MU)	(%)	(MU)	(MU)	(MU)	(%)	(%)	(%)
Chandigarh	109	109	0	0	102	102	0	0	6.9	6.9
Delhi	2,216	2,216	0	0	2,130	2,130	0	0	4.0	4.0
Haryana	4,291	4,290	1	0	3,912	3,909	3	0.1	9.7	9.7
Himachal Pradesh	962	959	3	0.3	999	996	2	0.2	-3.7	-3.7
UT of J&K and Ladakh	1,714	1,707	7	0.4	1,726	1,718	8	0.4	-0.7	-0.6
Punjab	4,693	4,693	0	0	4,263	4,247	16	0.4	10.1	10.5
Rajasthan	8,935	8,935	0	0	7,546	7,513	33	0.4	18.4	18.9
Uttar Pradesh	10,538	10,507	31	0.3	9,682	9,676	5	0.1	8.8	8.6
Uttarakhand	1,207	1,205	2	0.2	1,164	1,151	13	1.1	3.7	4.7
Northern Region (##)	34,787	34,745	42	0.1	31,626	31,547	80	0.3	10.0	10.1
Chhattisgarh	3,926	3,926	0	0	3,461	3,458	3	0.1	13.4	13.5
Gujarat	12,948	12,948	0	0	12,161	12,161	0	0	6.5	6.5
Madhya Pradesh	7,813	7,813	0	0	7,280	7,254	27	0.4	7.3	7.7
Maharashtra	18,796	18,795	1	0	17,129	17,128	1	0	9.7	9.7
Dadra & Nagar Haveli and Daman & Diu	866	866	0	0	872	872	0	0	-0.7	-0.7
Goa	448	448	0	0	401	401	0	0	11.7	11.7
Western Region (##)	45,391	45,391	0	0	41,859	41,828	31	0.1	8.4	8.5
Andhra Pradesh	7,358	7,358	0	0	6,725	6,725	0	0	9.4	9.4
Telangana	9,009	9,009	0	0	8,581	8,581	0	0	5.0	5.0
Karnataka	10,019	10,018	1	0	8,705	8,705	0	0	15.1	15.1
Kerala	3,053	3,053	0	0	2,708	2,708	0	0	12.7	12.7
Tamil Nadu	11,930	11,929	1	0	10,657	10,657	0	0	11.9	11.9
Puducherry	300	300	0	0	284	284	0	0	5.6	5.6
Lakshadweep (#)	6	6	0	0	6	6	0	0	0.0	0.0
Southern Region (##)	41,674	41,671	3	0	37,663	37,663	0	0	10.6	10.6
Bihar	2,883	2,879	4	0.1	2,844	2,831	13	0.5	1.4	1.7
DVC	2,190	2,190	0	0	1,981	1,981	0	0	10.6	10.6
Jharkhand	1,119	1,094	25	2.2	907	839	68	7.5	23.4	30.4
Odisha	3,825	3,825	0	0	3,332	3,332	0	0	14.8	14.8
West Bengal	5,266	5,266	0	0	4,701	4,701	0	0	12.0	12.0
Sikkim	53	53	0	0	46	46	0	0	15.2	15.2
Andaman- Nicobar (#)	34	32	2	6	28	28	0	0	21.4	14.3
Eastern Region (##)	15,340	15,311	29	0.2	13,817	13,736	81	0.6	11.0	11.5
Arunachal Pradesh	89	89	0	0	78	78	0	0	14.1	14.1
Assam	882	882	0	0	839	838	1	0.1	5.1	5.3
Manipur	91	91	0	0	82	81	1	0.7	11.0	12.3
Meghalaya	181	181	0	0	197	193	4	1.9	-8.1	-6.2
Mizoram	60	60	0	0	53	53	0	0	13.2	13.2
Nagaland	69	69	0	0	71	71	0	0	-2.8	-2.8
Tripura (*)	124	124	0	0	123	123	0	0	0.8	0.8
North-Eastern Region (##)	1,497	1,497	0	0	1,442	1,437	5	0.3	3.8	4.2
All India	138,689	138,614	75	0.1	126,407	126,211	196	0.2	9.7	9.8

(#) Lakshadweep and Andaman & Nicobar Islands are stand- alone systems, power supply position of these, does not form part of regional requirement and supply.

(*) Excludes the supply to Bangladesh.

Note:
1. Power Supply Position report has been compiled based on the data.
2. (##) The Regional figures include data of other miscellaneous entities drawing power directly from ISTS.

Monthly Comparison of Power Supply Position (Peak) - Provisional										
(Figures in net MW)										
State / System / Region	March, 2024				March, 2023				% Change	
	Peak Demand	Peak Met	Demand not Met		Peak Demand	Peak Met	Demand not Met		Peak Demand	Peak Met
	(MW)	(MW)	(MW)	(%)	(MW)	(MW)	(MW)	(%)	(%)	(%)
Chandigarh	237	237	0	0	204	204	0	0	16.2	16.2
Delhi	4,482	4,482	0	0	3,979	3,979	0	0	12.6	12.6
Haryana	7,747	7,747	0	0	7,732	7,732	0	0	0.2	0.2
Himachal Pradesh	1,982	1,982	0	0	1,922	1,922	0	0	3.1	3.1
UT of J&K and Ladakh	2,910	2,910	0	0	2,859	2,859	0	0	1.8	1.8
Punjab	10,214	10,214	0	0	8,840	8,840	0	0	15.5	15.5
Rajasthan	17,030	17,030	0	0	15,833	15,637	196	1.2	7.6	8.9
Uttar Pradesh	21,243	21,243	0	0	19,572	19,572	0	0	8.5	8.5
Uttarakhand	2,260	2,260	0	0	2,185	2,185	0	0	3.4	3.4
Northern Region (##)	60,002	60,002	0	0	56,200	56,004	196	0.3	6.8	7.1
Chhattisgarh	6,148	6,148	0	0	5,399	5399	0	0	13.9	13.9
Gujarat	21,843	21,843	0	0	19,464	19,464	0	0	12.2	12.2
Madhya Pradesh	13,594	13,594	0	0	14,298	14,298	0	0	-4.9	-4.9
Maharashtra	28,735	28,735	0	0	28,566	28,566	0	0	0.6	0.6
Dadra & Nagar Haveli and Daman & Diu	1,283	1,283	0	0	1,272	1,272	0	0	0.9	0.9
Goa	767	767	0	0	718	718	0	0	6.8	6.8
Western Region (##)	70,528	70,528	0	0	70,133	70,133	0	0	0.6	0.6
Andhra Pradesh	13255	13255	0	0	12,181	12181	0	0	8.8	8.8
Telangana	15623	15623	0	0	15497	15497	0	0	0.8	0.8
Karnataka	17,220	17,220	0	0	15,828	15,828	0	0	8.8	8.8
Kerala	5,290	5,289	1	0	4,504	4,504	0	0	17.5	17.4
Tamil Nadu	19,054	19,054	0	0	17,729	17,724	5	0	7.5	7.5
Puducherry	460	457	3	0.7	445	441	4	0.9	3.4	3.6
Lakshadweep (#)	12	12	0	0	12	12	0	0	0.0	0.0
Southern Region (##)	68,094	68,094	0	0	64,337	64,337	0	0	5.8	5.8
Bihar	5,758	5,758	0	0	5,303	5,303	0	0	8.6	8.6
DVC	3,684	3,624	60	1.6	3,335	3,335	0	0	10.5	8.7
Jharkhand	1,893	1,893	0	0	1,478	1,478	0	0	28.1	28.1
Odisha	6,127	6,127	0	0	5,624	5,624	0	0	8.9	8.9
West Bengal	10,188	10,167	21	0.2	8,491	8,491	0	0	20.0	19.7
Sikkim	118	118	0	0	115	115	0	0	2.6	2.6
Andaman- Nicobar (#)	65	60	5	7.7	59	59	0	0	10.2	1.7
Eastern Region (##)	27,079	27,079	0	0	23,187	23,187	0	0	16.8	16.8
Arunachal Pradesh	177	177	0	0	172	172	0	0	2.9	2.9
Assam	1,814	1,782	32	1.8	1,670	1,670	0	0	8.6	6.7
Manipur	226	226	0	0	212	212	0	0	6.6	6.6
Meghalaya	398	398	0	0	374	374	0	0	6.4	6.4
Mizoram	136	136	0	0	129	129	0	0	5.4	5.4
Nagaland	158	157	1	0.6	156	156	0	0	1.3	0.6
Tripura (*)	288	288	0	0	264	264	0	0	9.1	9.1
North-Eastern Region (##)	2,985	2,985	0	0	2,915	2,915	0	0	2.4	2.4
All India	221,701	221,684	17	0	209,206	209,017	189	0.1	6	6.1

(#) Lakshadweep and Andaman & Nicobar Islands are stand- alone systems, power supply position of these, does not form part of regional requirement and supply.

(*) Excludes the supply to Bangladesh.

Note:

1. Power Supply Position Report has been compiled based on the data furnished by State Utilities/ Electricity

2. (##) The Regional figures include data of other miscellaneous entities drawing power directly from ISTS.

ऊर्जा विद्युत आपूर्ति स्थिति रिपोर्ट (संशोधित) /Energy Power Supply Position Report (Revised)

ऑकड़े मिलियन यूनिट नेट / Figures in MU net

राज्य/State प्रणाली / System क्षेत्र / Region	फरवरी,2024 / February,2024				अप्रैल,2023 - फरवरी,2024 / April,2023 to February,2024			
	ऊर्जा आवश्यकता Energy Requirement (MU)	ऊर्जा उपलब्धता Energy Supplied (MU)	ऊर्जा पूर्ति में कमी Energy not Supplied (MU) (%)		ऊर्जा आवश्यकता Energy Requirement (MU)	ऊर्जा उपलब्धता Energy Supplied (MU)	ऊर्जा पूर्ति में कमी Energy not Supplied (MU) (%)	
चंडीगढ़/ Chandigarh	116	116	0	0	1,681	1,681	0	0
दिल्ली / Delhi	2,187	2,186	1	0	33,285	33,280	5	0
हरियाणा / Haryana	4,316	4,298	18	0.4	59,693	59,345	347	0.6
हिमाचल प्रदेश / Himachal Pradesh	1,055	1,051	4	0.4	11,817	11,782	35	0.3
यू.टी. ऑफ जम्मू कश्मीर और लद्दाख / पंजाब / Punjab	1,703	1,672	31	1.8	18,326	18,055	271	1.5
राजस्थान / Rajasthan	4,419	4,419	0	0	64,957	64,951	5	0
उत्तर प्रदेश / Uttar Pradesh	9,154	9,151	3	0	98,493	97,877	616	0.6
उत्तराखंड / Uttarakhand	9,400	9,332	68	0.7	138,241	137,769	472	0.3
Others	1,223	1,217	6	0.5	14,441	14,330	111	0.8
Others	110	110	0	0	1,219	1,219	0	0
उत्तरी क्षेत्र / Northern Region (##)	33,682	33,552	130	0.4	442,152	440,289	1,863	0.4
छत्तीसगढ़ / Chhattisgarh	3,614	3,610	4	0.1	35,961	35,904	58	0.2
गुजरात / Gujarat	11,359	11,359	0	0	132,795	132,768	28	0
मध्य प्रदेश / Madhya Pradesh	8,920	8,877	43	0.5	91,256	91,105	151	0.2
महाराष्ट्र / Maharashtra	17,184	17,184	0	0	188,342	188,166	176	0.1
दादरा और नगर हवेली और दमन और दीव / गोवा / Goa	844	844	0	0	9,296	9,296	0	0
Others	415	415	0	0	4,656	4,656	0	0
Others	911	911	0	0	9,396	9,396	0	0
पश्चिमी क्षेत्र / Western Region (##)	43,247	43,199	48	0.1	471,702	471,290	412	0.1
आन्ध्र प्रदेश / Andhra Pradesh	6,398	6,398	0	0	73,256	73,199	57	0.1
तेलंगाना / Telangana	7,788	7,788	0	0	75,920	75,911	9	0
कर्नाटक / Karnataka	8,845	8,845	0	0	84,362	84,209	153	0.2
केरल / Kerala	2,642	2,642	0	0	28,001	27,996	5	0
तमिल नाडु / Tamil Nadu	10,609	10,609	0	0	114,269	114,258	11	0
पुडुचेरी / Puducherry	276	276	0	0	3,171	3,170	1	0
लक्षद्वीप / Lakshadweep (#)	5	5	0	0	58	58	0	0
Others	4	4	0	0	45	45	0	0
दक्षिणी क्षेत्र / Southern Region (##)	36,568	36,568	0	0	379,028	378,793	235	0.1
बिहार / Bihar	2,569	2,558	11	0.4	38,618	38,029	590	1.5
दामोदर घाटी निगम / DVC	2,068	2,068	0	0	24,335	24,327	7	0
झारखण्ड / Jharkhand	1,052	1,008	44	4.2	13,264	12,740	524	3.9
ओडिशा/ Odisha	2,903	2,902	1	0	37,457	37,433	24	0.1
पश्चिम बंगाल / West Bengal	4,379	4,377	2	0	62,273	62,194	79	0.1
सिक्किम / Sikkim	59	59	0	0	488	488	0	0
अंडमान-निकोबार/ Andaman- Nicobar (#)	34	32	2	6	353	341	11	3.1
Others	5	5	0	0	49	49	0	0
पूर्वी क्षेत्र/ Eastern Region (##)	13,069	13,009	60	0.5	176,517	175,293	1,224	0.7
अरुणाचल प्रदेश / Arunachal Pradesh	89	89	0	0	925	925	0	0
असम / Assam	830	817	13	1.6	11,563	11,459	104	0.9
मणिपुर / Manipur	95	91	4	4.2	931	916	15	1.6
मेघालय / Meghalaya	188	188	0	0	2,055	1,885	170	8.3
मिज़ोरम / Mizoram	64	64	0	0	623	623	0	0
नागालैंड / Nagaland	69	69	0	0	852	852	0	0
त्रिपुरा / Tripura (*)	181	181	0	0	1,639	1,639	0	0
Others	1	1	0	0	7	7	0	0
उत्तर-पूर्वी क्षेत्र / North-Eastern Region	1,516	1,499	17	1.1	18,596	18,307	289	1.6
सम्पूर्ण भारत / All India	128,083	127,828	255	0.2	1,487,995	1,483,971	4,024	0.3

(#) Lakshadweep and Andaman & Nicobar Islands are stand- alone systems, power supply position of these, does not form part of regional requirement and energy supplied.

(*) Excludes energy exported to Bangladesh.

Note:

1. Power Supply Position Report has been compiled based on the data furnished by StateUtilities/ Electricity Departments. The MU figures has been rounded off to
2. (##) The Regional figures include data of other miscellaneous entities drawing power directly from ISTS.
3. Energy Supplied has been matched with Energy Requirement where Energy Requirement is less than Energy Supplied.

अधिकतम विद्युत आपूर्ति स्थिति रिपोर्ट (संशोधित) /Peak Power Supply Position Report (Revised)

ऑकड़े मेगा वाट नेट / Figures in MW net

राज्य / State प्रणाली / System क्षेत्र / Region	फरवरी, 2024 / February, 2024				अप्रैल, 2023 - फरवरी, 2024 / April, 2023 to February, 2024			
	अधिकतम मांग Peak Demand	अधिकतम उपलब्धि Peak Met	मांग की पूर्ति में कमी Demand not Met		अधिकतम मांग Peak Demand	अधिकतम उपलब्धि Peak Met	मांग की पूर्ति में कमी Demand not Met	
	(MW)	(MW)	(MW)	(%)	(MW)	(MW)	(MW)	(%)
चंडीगढ़ / Chandigarh	304	304	0	0	411	411	0	0
दिल्ली / Delhi	5,406	5,406	0	0	7,437	7,437	0	0
हरियाणा / Haryana	8,868	8,868	0	0	13,088	12,844	244	1.9
हिमाचल प्रदेश / Himachal Pradesh	2,133	2,133	0	0	2,181	2,181	0	0
यू.टी. ऑफ जम्मू कश्मीर और लद्दाख / UT of J&K and Ladakh	3,071	3,071	0	0	3,181	3,133	48	1.5
पंजाब / Punjab	10,180	10,180	0	0	15,293	15,293	0	0
राजस्थान / Rajasthan	17,867	17,867	0	0	18,128	18,128	0	0
उत्तर प्रदेश / Uttar Pradesh	20,346	19,726	620	3	28,704	28,284	420	1.5
उत्तराखंड / Uttarakhand	2,523	2,328	195	7.7	2,635	2,405	230	8.7
Others	201	201	0	0	218	218	0	0
उत्तरी क्षेत्र / Northern Region (##)	63,481	63,481	0	0	80,980	80,548	432	0.5
छत्तीसगढ़ / Chhattisgarh	5,819	5,813	6	0.1	5,836	5,832	4	0.1
गुजरात / Gujarat	21,248	21,248	0	0	24,829	24,544	285	1.1
मध्य प्रदेश / Madhya Pradesh	16,998	16,992	6	0	18,252	17,817	435	2.4
महाराष्ट्र / Maharashtra	28,969	28,969	0	0	31,178	27,996	3,182	10.2
दादरा और नगर हवेली और दमन और दीव / Dadra & Nagar Haveli and Daman & Diu	1,304	1,304	0	0	1,327	1,327	0	0
गोवा / Goa	749	749	0	0	776	776	0	0
Others	1,454	1,454	0	0	1,615	1,612	3	0.2
पश्चिमी क्षेत्र / Western Region (##)	73,830	73,830	0	0	76,050	72,556	3,494	4.6
आन्ध्र प्रदेश / Andhra Pradesh	13,061	13,061	0	0	13,061	13,061	0	0
तेलंगाना / Telangana	15,164	15,164	0	0	15,380	15,370	10	0.1
कर्नाटक / Karnataka	16,632	16,632	0	0	16,958	16,950	8	0
केरल / Kerala	4,827	4,827	0	0	5,010	5,010	0	0
तमिल नाडु / Tamil Nadu	17,996	17,996	0	0	19,045	19,045	0	0
पुडुचेरी / Puducherry	465	465	0	0	524	524	0	0
लक्षद्वीप / Lakshadweep (#)	12	12	0	0	12	12	0	0
दक्षिणी क्षेत्र / Southern Region (##)	65,820	65,820	0	0	65,820	65,820	0	0
बिहार / Bihar	5,115	5,107	8	0.2	8,049	7,420	629	7.8
दामोदर घाटी निगम / DVC	3,225	3,225	0	0	3,451	3,451	0	0
झारखण्ड / Jharkhand	1,835	1,835	0	0	2,193	2,020	173	7.9
ओडिशा / Odisha	5,393	5,389	4	0.1	6,443	6,443	0	0
पश्चिम बंगाल / West Bengal	7,608	7,608	0	0	11,626	11,626	0	0
सिक्किम / Sikkim	133	133	0	0	133	133	0	0.3
अंडमान-निकोबार / Andaman- Nicobar (#)	65	60	5	7.7	65	60	5	7.7
पूर्वी क्षेत्र / Eastern Region (##)	23,650	23,650	0	0	30,256	29,299	957	3.2
अरुणाचल प्रदेश / Arunachal Pradesh	186	186	0	0	186	186	0	0.2
असम / Assam	1,636	1,634	2	0.1	2,413	2,413	0	0
मणिपुर / Manipur	252	235	17	6.7	258	248	10	3.8
मेघालय / Meghalaya	399	399	0	0	405	405	0	0
मिज़ोरम / Mizoram	155	155	0	0	162	162	0	0
नागालैंड / Nagaland	156	156	0	0	174	174	0	0.1
त्रिपुरा / Tripura (+)	419	418	1	0.2	419	418	1	0.2
Others	1	1	0	0	2	2	0	0.1
उत्तर-पूर्वी क्षेत्र / North-Eastern Region (##)	2,973	2,973	0	0	3,678	3,678	0	0
सम्पूर्ण भारत / All India	222,166	222,003	163	0.1	243,271	239,931	3,340	1.4

(#) Lakshadweep and Andaman & Nicobar Islands are stand- alone systems, power supply position of these, does not form part of regional requirement and supply.

(*) Excludes the supply to Bangladesh.

Note:

1. Power Supply Position Report has been compiled based on the data furnished by StateUtilities/ Electricity Departments. The MW figures has been rounded off to nearest unit place.
2. (##) The Regional figures include data of other miscellaneous entities drawing power directly from ISTS.
3. Peak Met has been matched with Peak Demand where Peak Demand is less than Peak Met.

नवंबर,2023 कृषि क्षेत्र को विद्युत आपूर्ति का विवरण / Power Supply to Agricultural Sector during March,2024

राज्य /क्षेत्र / State/ Region	औसत विद्युत आपूर्ति घण्टों में / Average Hours of Supply	
	March ,2024	April,2023 to March,2024
उत्तरी क्षेत्र / Northern Region		
चंडीगढ़/ Chandigarh	No restriction	No restriction
दिल्ली / Delhi	No restriction	No restriction
हरियाणा / Haryana	Data from State is awaited	8:00 hours/day
हिमाचल प्रदेश / Himachal Pradesh	HPSEBL has only 2% agriculture consumers and uninterrupted power is being supplied to agriculture sector	HPSEBL has only 2% agriculture consumers and uninterrupted power is being supplied to agriculture sector
यू.टी ऑफ जम्मू कश्मीर और लद्दाख / UT of J&K and Ladakh	Data not received	Data not received
पंजाब / Punjab	4:00 hours/day	4:00 to 6:00 hours/day
राजस्थान / Rajasthan	06:30 hours/day	06:30 hours/day
उत्तर प्रदेश / Uttar Pradesh	18:00 hours/day	18:00 hours/day
उत्तराखंड / Uttarakhand	No dedicated feeders (11kV & 33kV) for agriculture load in Uttarakhand.	No dedicated feeders (11kV & 33kV) for agriculture load in Uttarakhand.
पश्चिमी क्षेत्र / Western Region		
छत्तीसगढ़ / Chhattisgarh	24 hours/day	24 hours/day
गुजरात / Gujarat	8:00 hours/day	8:00 hours/day
मध्य प्रदेश / Madhya Pradesh (*)	Three-Phase Supply(Irrigation) - 09:34 hours /day, Three-Phase (Mixed) Supply - 22:58 hours /day	Three-Phase Supply(Irrigation) - 09:34 hours /day, Three-Phase (Mixed) Supply - 22:58 hours /day
महाराष्ट्र / Maharashtra	9 hours/day	9 hours/day
गोवा / Goa	No restriction	No restriction
दक्षिणी क्षेत्र / Southern Region		
आन्ध्र प्रदेश / Andhra Pradesh	07 hours/day .	07 hours/day .
तेलंगाना / Telangana	24 hours/day	24 hours/day
कर्नाटक / Karnataka	07 hours/day .	07 hours/day .
केरल / Kerala	No Restrictions	No Restrictions
तमिल नाडु / Tamil Nadu	9 hours/day (6 hours during day time and 3 hours during night time)	9 hours/day (6 hours during day time and 3 hours during night time)
पुडुचेरी / Puducherry	No Restrictions	No Restrictions
पूर्वी क्षेत्र / Eastern Region		
बिहार / Bihar	About 20 hours/day	About 20 hours/day to More than 22 hours/day
झारखण्ड / Jharkhand	About 20 hours/day	About 20 hours/day
ओडिशा / Odisha	About 23 hours/day	More than 23 hours/day
पश्चिम बंगाल / West Bengal	More than 22 hours/day	More than 22 hours/day to About 23 hours/day
(*) On segregated feeders		

Section G - Growth of Power Sector

S.No.	Contents	Page
1	Growth of Rural Electrification & Pump Sets Energisation	28
2	Growth of Installed Capacity since 6th Plan(1980-85)	29
3	Progress of Transmission Sector since 6th Plan(1980-85)	30
4	All India Yearly Coal consumption for Power Generation (Utilities)	31
5	All India Annual Per Capita Consumption of Electricity since -2006	
6	Average cost of power supply & Average revenue realisation (Paisa/kWh)	

1. Growth Of Rural Electrification & Pumpsets Energisation.		
Plan Year	Villages Electricified (Nos.)	Pump Sets Energised
9th Plan (1997-2002)	13409	1576036
10th Plan (2002-2007)	44517	2314176
11th Plan (2007-2012)	74575	2963615
12th Plan (2012 -2017)	596556	21212860
2017-18	597464	21509075
2018-19	100% villages electrified in 2017-2018	21798964
2019-20		22044042
2020-21		22089217
2021-22		Under Process
Total upto 31.03.2023		Under Process

#

|

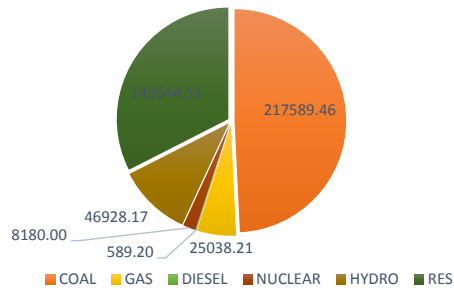
2. Growth of Installed Capacity Since 6th Plan(1980-85)

(In MW)

Plan / Year	Thermal				Nuclear	Hydro	RES (MNRE)*	Total
	Coal	Gas	Diesel	Total				
End of 6th Plan(March-1985)	26310.83	541.50	177.37	27029.70	1095	14460.02	0	42584.72
End of 7th Plan (March-1990)	41237.48	2343.00	165.09	43745.57	1565	18307.63	18.14	63636.34
End of 8th Plan (March-1997)	54154.48	6561.90	293.9	61010.28	2225	21658.08	902.01	85795.37
End of 9th Plan(March-2002)	62130.88	11163.10	1134.83	74428.81	2720	26268.76	1628.39	105045.96
End of 10th Plan (March-2007)	71121.38	13691.71	1201.75	86014.84	3900	34653.77	7760.6	132329.21
End of 11th Plan(March-2012)	112022.38	18381.05	1199.75	131603.18	4780	38990.4	24503.45	199877.03
End of 12th Plan(March-2017)	192162.88	25329.38	837.63	218329.88	6780	44478.42	57244	326832.30
Up to Mar-2024	217589.46	25038.21	589.20	243216.87	8180.00	46928.17	143644.51	441969.55

*RES as on 31-03-2024

Total Installed Capacity =441969.55



3. Progress of Transmission Sector in the Country up to Mar-2024

1. TRANSMISSION LINES

(All fig. in CKM)

At the end of	± 800 kV HVDC				± 500 kV HVDC				± 320 kV HVDC				765 kV				400 kV				220 kV				Grand Total			
	Central	State	JV/Private	Total	Central	State	JV/Private	Total	Central	State	JV/Private	Total	Central	State	JV/Private	Total	Central	State	JV/Private	Total	Central	State	JV/Private	Total	Central	State	JV/Private	Total
6th plan (1980-85)	0	0	0	0	0	0	0	0	0	0	0	0	0	0	0	0	1831	4198	0	6029	1641	44364	0	46005	3472	48562	0	52034
7th plan (1985-90)	0	0	0	0	0	0	0	0	0	0	0	0	0	0	0	0	13068	6756	0	19824	4560	55071	0	59631	17628	61827	0	79455
8th plan (1992-97)	0	0	0	0	1634	0	0	1634	0	0	0	0	0	0	0	0	23001	13141	0	36142	6564	73036	0	79600	31199	86177	0	117376
9th plan (1997-2002)	0	0	0	0	3234	1504	0	4738	0	0	0	0	751	409	0	1160	29345	20033	0	49378	8687	88306	0	96993	42017	110252	0	152269
10th plan (2002-2007)	0	0	0	0	4368	1504	0	5872	0	0	0	0	1775	409	0	2184	48708	24730	0	73438	9444	105185	0	114629	64295	131828	0	196123
11th Plan (2007-2012)	0	0	0	0	5948	1504	1980	9432	0	0	0	0	4839	411	0	5250	71023	30191	5605	106819	10140	125010	830	135980	91950	157116	8415	257481
12th Plan (2012-2017)	6124	0	0	6124	5948	1504	1980	9432	0	0	0	0	25465	1177	4598	31240	92482	48240	17065	157787	11014	151276	978	163268	141033	202197	24621	367851
2018-19	6124	0	0	6124	5948	1504	1980	9432	0	0	0	0	33692	1512	6605	41809	101335	58238	21173	180746	11734	162552	1010	175296	158833	223806	30768	413407
2019-20	6124	0	0	6124	5948	1504	1980	9432	0	0	0	0	36427	1512	6914	44853	102855	59934	21732	184521	11968	167163	1010	180141	163322	230113	31636	425071
2020-21	9655	0	0	9655	5948	504+33	1980	9432	288	0	0	288	36967	1512	7611	46090	105648	61339	22923	189910	11982	173415	1049	186446	170488	237770	33563	441821
2021-22	9655	0	0	9655	5948	1504	1980	9432	288	0	0	288	39304	2833	8886	51023	107855	63195	22928	193978	12114	179177	1049	192340	175164	246709	34843	456716
2022-23	9655	0	0	9655	5948	1504	1980	9432	288	0	0	288	39586	2833	10259	52678	109330	64887	23533	197750	14283	184301	2954	201538	179090	253525	38726	471341
Upto Mar 2024	9655	0	0	9655	5948	1504	1980	9432	288	0	0	288	39814	2846	12137	54797	113023	66268	24547	203838	14300	189900	3334	207534	183028	260518	41998	485544

Inter-regional Power Transfer Capacity (MW)

IR at the end of 11th Plan(2007-2012)	27,150
IR at the end of 12th Plan(2012-2017)	75,050
Inter-regional Transmission Capacity added during Period (2017-2022)	37200*
Inter-regional Transmission capacity (cumulative) (as on March-2024)	1,12,340*

*the Inter-Regional capacity of the National Grid has been enhanced from 1,12,250MW to 1,12,340MW (90MW increased due to reconductoring of Alipurduar (ER) - Salakati (NER) 220 KV D/C Line).

4. All India yearly Coal Consumption for Power Generation (Utilities)

YEAR	Coal Consumption Million Tonnes
2004-05	278.00
2005-06	281.00
2006-07	302.00
2007-08	330.00
2008-09	355.00
2009-10	367.00
2010-11	387.00
2011-12	417.56
2012-13	454.60
2013-14	489.40
2014-15	530.40
2015-16	545.90
2016-17	574.30
2017-18	608.00
2018-19	628.90
2019-20	622.20
2020-21	615.44
2021-22	697.34
2022-23	Under Process

45352

5. All India Annual per Capita consumption of Electricity Since 2006

Year	Per Capita Consumption (kWh)#
2005-06	631.4
2006-07	671.9
2007-08	717.1
2008-09	733.5
2009-10	778.6
2010-11	818.8
2011-12	883.63
2012-13	914.41
2013-14	957
2014-15	1010
2015-16	1075
2016-17	1122
2017-18	1149
2018-19	1181
2019-20	1208
2020-21	1161
2021-22	1255
2022-23	1331*

(GrossGen.+ Net Import) / Mid-year population

6. Average cost of power supply & average revenue realization (paise/kWh)

Year	cost of supply (paise/unit)	Realization(paise/unit)	
		Including Agriculture	Only Agriculture
2004-05	254	209	75.68
2005-06	260	221	76.36
2006-07	276	227	74.23
2007-08	293	239	77.27
2008-09	340	263	87.13
2009-10	355	268	88.70
2010-11	398	303	119.75
2011-12	455	330	135.14
2012-13	501	376	148.67
2013-14	519	Data Not Available	
2014-15	521		
2015-16	531		
2016-17	538		
2017-18	550		
2018-19	600		
2019-20	614		
2020-21	619		
2021-22	Under process		
2022-23	Under process		

Source:- PFC Reports on the performance of State Power Utilities
*:-provisional

SECTION H: RATE OF SALE OF POWER

SN	Contents	Page
1	Rate of sale of power	32-47
2	Outstanding dues of Power Utilities Payable to CPSUs on Monthly basis	48

RATE OF SALE OF POWER FOR THE YEAR 2021-22

S.No.	SECTOR	UTILITY	Energy Source- Coal/Gas/ Naptha/LSHS/ Diesel/Hydro	State where the unit is located	Installed Capacity(M W)	Net Gen (Mkwh).	Unit of Cost of Gen.(Pais e/Kwh)	Fixed Chaeiges (Paise/Kwh) (i)	Energy Charges (Paise/K wh) (ii)	Rate of Sale of Power as approved by CERC/SERC (Paise/Kwh) iii=(i+ii)
1	CENTRAL SECTOR	BBMB	HYDRO-HYDRO	HP(Bhakhra)/PUNJAB(kotla & Gungwal)	1550.73	5516.43	48.59	0.00	0.00	80.98
2	CENTRAL SECTOR	BBMB	HYDRO-HYDRO	HIMACHAL PRADESH	990.00	3081.12	76.77	0.00	0.00	80.98
3	CENTRAL SECTOR	BBMB	HYDRO-HYDRO	HIMACHAL PRADESH	396.00	1088.30	37.13	0.00	0.00	80.98
4	CENTRAL SECTOR	NHPC LTD.	HYDRO-HYDRO	HIMACHAL PRADESH	180.00	574.37	193.85	111.74	111.74	223.47
5	CENTRAL SECTOR	NHPC LTD.	HYDRO-HYDRO	HIMACHAL PRADESH	540.00	1868.89	134.62	114.11	114.11	228.23
6	CENTRAL SECTOR	NHPC LTD.	HYDRO-HYDRO	HIMACHAL PRADESH	300.00	1331.91	102.31	100.47	100.47	200.95
7	CENTRAL SECTOR	NHPC LTD.	HYDRO-HYDRO	HIMACHAL PRADESH	231.00	985.29	257.59	197.01	197.01	394.01
8	CENTRAL SECTOR	NHPC LTD.	HYDRO-HYDRO	HIMACHAL PRADESH	520.00	597.34	208.02	153.93	153.93	307.85
9	CENTRAL SECTOR	NHPC LTD.	HYDRO-HYDRO	UTTARAKHAND	280.00	1188.62	149.64	123.05	123.05	246.10
10	CENTRAL SECTOR	NHPC LTD.	HYDRO-HYDRO	UT of Ladakh	44.00	165.67	583.52	442.04	442.04	884.07
11	CENTRAL SECTOR	NHPC LTD.	HYDRO-HYDRO	JAMMU & KASHMIR	390.00	2089.61	208.87	224.28	224.28	448.56
12	CENTRAL SECTOR	NHPC LTD.	HYDRO-HYDRO	JAMMU & KASHMIR	690.00	3271.05	85.15	61.57	61.57	123.14
13	CENTRAL SECTOR	NHPC LTD.	HYDRO-HYDRO	UTTARAKHAND	94.20	491.43	276.72	164.84	164.84	329.68
14	CENTRAL SECTOR	NHPC LTD.	HYDRO-HYDRO	JAMMU & KASHMIR	480.00	2857.45	69.17	82.22	82.22	164.44
15	CENTRAL SECTOR	NHPC LTD.	HYDRO-HYDRO	JAMMU & KASHMIR	240.00	1563.34	285.37	213.15	213.15	426.30
16	CENTRAL SECTOR	NHPC LTD.	HYDRO-HYDRO	UT of Ladakh	45.00	225.89	588.21	456.95	456.95	913.90
17	CENTRAL SECTOR	NHPC LTD.	HYDRO-HYDRO	JAMMU & KASHMIR	120.00	61.65	373.71	264.80	264.80	529.60
18	CENTRAL SECTOR	NTPC LTD.	THERMAL-GAS	RAJASTHAN	419.33	42.00	0.00	71.00	571.00	642.00
19	CENTRAL SECTOR	NTPC LTD.	THERMAL-GAS	UTTAR PRADESH	663.36	214.00	0.00	63.00	543.00	606.00
20	CENTRAL SECTOR	NTPC LTD.	THERMAL-GAS	HARYANA	431.59	127.60	0.00	75.00	446.00	521.00
45352	CENTRAL SECTOR	NTPC LTD.	THERMAL-GAS	GUJARAT	657.39	254.00	0.00	104.00	622.00	726.00
22	CENTRAL SECTOR	NTPC LTD.	THERMAL-COAL	UTTAR PRADESH	840.00	1248.00	0.00	97.00	319.00	416.00
	CENTRAL SECTOR	NTPC LTD.	THERMAL-COAL	UTTAR PRADESH	980.00	3895.00	0.00	136.00	332.00	468.00
24	CENTRAL SECTOR	NTPC LTD.	THERMAL-GAS	UTTAR PRADESH	829.78	564.00	0.00	50.00	748.00	798.00
25	CENTRAL SECTOR	NTPC LTD.	THERMAL-GAS/RLNG	HARYANA	431.59	127.60	0.00	75.00	446.00	521.00
26	CENTRAL SECTOR	NTPC LTD.	THERMAL-COAL	UTTAR PRADESH	1000.00	7074.00	0.00	84.00	142.00	227.00
27	CENTRAL SECTOR	NTPC LTD.	THERMAL-COAL	UTTAR PRADESH	1000.00	6073.00	0.00	75.00	143.00	218.00
28	CENTRAL SECTOR	NTPC LTD.	THERMAL-COAL	UTTAR PRADESH	1000.00	7237.00	0.00	144.00	140.00	284.00
29	CENTRAL SECTOR	NTPC LTD.	THERMAL-COAL	UTTAR PRADESH	2000.00	12693.00	0.00	66.00	152.00	217.00
30	CENTRAL SECTOR	NTPC LTD.	THERMAL-COAL	UTTAR PRADESH	440.00	1288.00	0.00	126.00	366.00	492.00
31	CENTRAL SECTOR	NTPC LTD.	THERMAL-COAL	UTTAR PRADESH	1320.00	6013.00	0.00	147.00	279.00	426.00
32	CENTRAL SECTOR	NTPC LTD.	THERMAL-COAL	UTTAR PRADESH	420.00	1710.00	0.00	108.00	328.00	436.00
33	CENTRAL SECTOR	NTPC LTD.	THERMAL-COAL	UTTAR PRADESH	420.00	2106.00	0.00	107.00	333.00	440.00
34	CENTRAL SECTOR	NTPC LTD.	THERMAL-COAL	UTTAR PRADESH	210.00	1110.00	0.00	135.00	330.00	464.00
35	CENTRAL SECTOR	NTPC LTD.	THERMAL-COAL	UTTAR PRADESH	500.00	2573.00	0.00	167.00	309.00	476.00
36	CENTRAL SECTOR	NTPC LTD.	HYDRO-HYDRO	HIMACHAL PRADESH	800.00	2634.00	0.00	245.00	245.00	490.00
37	CENTRAL SECTOR	NPCIL	NUCLEAR-NUCLEAR	UTTAR PRADESH	440.00	3217.00	301.64	0.00	0.00	299.14
38	CENTRAL SECTOR	NPCIL	NUCLEAR-NUCLEAR	RAJASTHAN	640.00	7418.00	333.11	0.00	0.00	334.39
39	CENTRAL SECTOR	NPCIL	NUCLEAR-NUCLEAR	RAJASTHAN	440.00		390.52	0.00	0.00	392.48
40	CENTRAL SECTOR	SJVNL	HYDRO-HYDRO	HIMACHAL PRADESH	1500.00	7067.37	91.00	118.20	118.20	236.40
41	CENTRAL SECTOR	SJVNL	HYDRO-HYDRO	HIMACHAL PRADESH	412.02	1981.19	239.00	208.50	208.50	417.00
42	CENTRAL SECTOR	THDC	HYDRO-HYDRO	UTTARAKHAND	1000.00	2702.97	156.00	192.00	195.00	387.00
43	CENTRAL SECTOR	THDC	HYDRO-HYDRO	UTTARAKHAND	400.00	1016.94	290.00	231.00	230.00	461.00
44	CENTRAL SECTOR	THDC	HYDRO-HYDRO	UTTAR PRADESH	24.00	56.94	0.00	0.00	0.00	487.00
45	STATE SECTOR	BIHAR STATE HEPCL	HYDRO-HYDRO	BIHAR	15.00	13.10	215.00	0.00	0.00	266.00
46	STATE SECTOR	BIHAR STATE HEPCL	HYDRO-HYDRO	BIHAR	3.30	1.06	118.00	0.00	0.00	266.00
47	STATE SECTOR	BIHAR STATE HEPCL	HYDRO-HYDRO	BIHAR	6.60	1.97	339.00	0.00	0.00	266.00
48	STATE SECTOR	BIHAR STATE HEPCL	HYDRO-HYDRO	BIHAR	1.00	0.66	289.00	0.00	0.00	266.00
49	STATE SECTOR	BIHAR STATE HEPCL	HYDRO-HYDRO	BIHAR	1.00	0.89	185.00	0.00	0.00	266.00
50	STATE SECTOR	BIHAR STATE HEPCL	HYDRO-HYDRO	BIHAR	1.00	0.46	233.00	0.00	0.00	266.00

RATE OF SALE OF POWER FOR THE YEAR 2021-22

51	STATE SECTOR	BIHAR STATE HEPCL	HYDRO-HYDRO	BIHAR	1.00	0.62	216.00	0.00	0.00	266.00
52	STATE SECTOR	BIHAR STATE HEPCL	HYDRO-HYDRO	BIHAR	0.50	0.19	801.00	0.00	0.00	266.00
53	STATE SECTOR	BIHAR STATE HEPCL	HYDRO-HYDRO	BIHAR	1.00	0.00	324.00	0.00	0.00	266.00
54	STATE SECTOR	BIHAR STATE HEPCL	HYDRO-HYDRO	BIHAR	0.70	0.66	226.00	0.00	0.00	266.00
55	STATE SECTOR	BIHAR STATE HEPCL	HYDRO-HYDRO	BIHAR	19.20	8.39	452.00	0.00	0.00	266.00
56	STATE SECTOR	BIHAR STATE HEPCL	HYDRO-HYDRO	BIHAR	1.00	0.78	247.00	0.00	0.00	266.00
57	STATE SECTOR	BIHAR STATE HEPCL	HYDRO-HYDRO	BIHAR	3.00	2.31	113.00	0.00	0.00	266.00
58	CENTRAL SECTOR	KANTI BIJLEE UTPADAN N LTD	THERMAL-COAL	BIHAR	220.00	229.20	316.40	122.00	316.00	438.40
59	CENTRAL SECTOR	KANTI BIJLEE UTPADAN N LTD	THERMAL-COAL	BIHAR	390.00	2338.85	270.20	273.40	270.20	543.60
60	STATE SECTOR	ODISHA HPCL	HYDRO-HYDRO	ODISHA	510.00	1001.96	83.19	38.00	38.00	75.99
61	STATE SECTOR	ODISHA HPCL	HYDRO-HYDRO	ODISHA	275.50	700.71	103.43	42.76	42.76	85.52
62	STATE SECTOR	ODISHA HPCL	HYDRO-HYDRO	ODISHA	72.00	263.24	99.49	17.95	17.95	35.91
63	STATE SECTOR	ODISHA HPCL	HYDRO-HYDRO	ODISHA	250.00	837.92	79.72	33.29	33.29	66.58
64	STATE SECTOR	ODISHA HPCL	HYDRO-HYDRO	ODISHA	600.00	1124.79	85.15	85.52	85.52	171.04
65	STATE SECTOR	ODISHA HPCL	HYDRO-HYDRO	ODISHA	320.00	440.01	159.00	33.32	33.32	66.65
66	PRIVATE SECTOR	GATI INFRA. PVT	HYDRO-HYDRO	SIKKIM	110.00	514.21	33.00	0.00	0.00	384.00
67	STATE SECTOR	TENUGHAT VIDYUT NIGAM LTD	THERMAL-COAL	JHARKHAND	420.00	1594.51	473.18	113.00	266.00	379.00
68	STATE SECTOR	DPL	THERMAL-COAL	WEST BENGAL	550.00	2567.61	564.00	25.87	156.59	182.45
69	STATE SECTOR	WEST BENGAL PDCL	THERMAL-COAL	WEST BENGAL	1260.00	3789.46	457.96	63.51	278.41	341.92
70	STATE SECTOR	WEST BENGAL PDCL	THERMAL-COAL	WEST BENGAL	1050.00	7597.90	337.53	110.35	180.15	290.50
71	STATE SECTOR	WEST BENGAL PDCL	THERMAL-COAL	WEST BENGAL	335.00	1558.55	445.12	95.43	233.98	329.41
72	STATE SECTOR	WEST BENGAL PDCL	THERMAL-COAL	WEST BENGAL	500.00	3583.45	388.13	131.94	194.97	326.91
73	STATE SECTOR	WEST BENGAL PDCL	THERMAL-COAL	WEST BENGAL	1600.00	10984.59	639.16	238.71	353.03	591.74
74	STATE SECTOR	WEST BENGAL SEDCL	HYDRO-HYDRO	WEST BENGAL	44.00	176.41	162.00	0.00	0.00	689.00
75	STATE SECTOR	WEST BENGAL SEDCL	HYDRO-HYDRO	WEST BENGAL	51.00	265.63	128.00	0.00	0.00	689.00
76	STATE SECTOR	WEST BENGAL SEDCL	HYDRO-HYDRO	WEST BENGAL	67.50	71.74	454.00	0.00	0.00	689.00
77	STATE SECTOR	WEST BENGAL SEDCL	HYDRO-HYDRO	WEST BENGAL	900.00	1163.28	268.00	0.00	0.00	689.00

RATE OF SALE OF POWER FOR THE YEAR 2021-22

78	STATE SECTOR	WEST BENGAL SEDCL	HYDRO-HYDRO	WEST BENGAL	12.60	32.83	287.00	0.00	0.00	689.00
79	STATE SECTOR	HPGCL	THERMAL-COAL	HARYANA	210.00	173.51	579.00	174.00	381.00	555.00
80	STATE SECTOR	HPGCL	THERMAL-COAL	HARYANA	250.00	1255.85	539.00	137.00	376.00	513.00
81	STATE SECTOR	HPGCL	THERMAL-COAL	HARYANA	250.00	1062.90	539.00	138.00	376.00	514.00
82	STATE SECTOR	HPGCL	THERMAL-COAL	HARYANA	300.00	924.03	452.00	73.00	366.00	439.00
83	STATE SECTOR	HPGCL	THERMAL-COAL	HARYANA	300.00	1460.82	442.00	93.00	368.00	461.00
84	STATE SECTOR	HPGCL	THERMAL-COAL	HARYANA	600.00	2521.53	445.00	84.00	370.00	454.00
85	STATE SECTOR	HPGCL	HYDRO-HYDRO	HARYANA	62.40	253.79	113.00	103.00	0.00	103.00
86	STATE SECTOR	HPSEB	HYDRO-HYDRO	HIMACHAL PRADESH	60.00	227.02	76.00	37.00	37.00	74.00
87	STATE SECTOR	HPSEB	HYDRO-HYDRO	HIMACHAL PRADESH	16.95	71.04	150.00	67.00	67.00	134.00
88	STATE SECTOR	HPSEB	HYDRO-HYDRO	HIMACHAL PRADESH	120.00	640.04	63.00	46.00	46.00	92.00
89	STATE SECTOR	HPSEB	HYDRO-HYDRO	HIMACHAL PRADESH	22.50	98.41	169.00	225.00	225.00	450.00
90	STATE SECTOR	HPSEB	HYDRO-HYDRO	HIMACHAL PRADESH	66.00	317.36	79.00	30.00	30.00	60.00
91	STATE SECTOR	HPSEB	HYDRO-HYDRO	HIMACHAL PRADESH	6.00	31.46	155.00	114.00	114.00	228.00
92	STATE SECTOR	HPSEB	HYDRO-HYDRO	HIMACHAL PRADESH	10.50	40.61	228.00	144.00	144.00	288.00
93	STATE SECTOR	HPSEB	HYDRO-HYDRO	HIMACHAL PRADESH	12.00	40.17	191.00	109.00	109.00	218.00
94	STATE SECTOR	HPSEB	HYDRO-HYDRO	HIMACHAL PRADESH	3.00	7.36	0.00	225.00	225.00	450.00
95	STATE SECTOR	HPSEB	HYDRO-HYDRO	HIMACHAL PRADESH	4.50	6.87	0.00	225.00	225.00	450.00
96	STATE SECTOR	HPSEB	HYDRO-HYDRO	HIMACHAL PRADESH	12.00	53.55	231.00	225.00	225.00	450.00
97	STATE SECTOR	HPSEB	HYDRO-HYDRO	HIMACHAL PRADESH	126.00	579.20	153.00	61.00	61.00	122.00
98	STATE SECTOR	HPSEB	HYDRO-HYDRO	HIMACHAL PRADESH	2.50	4.70	580.00	171.00	171.00	342.00
99	STATE SECTOR	HPSEB	HYDRO-HYDRO	HIMACHAL PRADESH	1.75	5.65	376.00	155.00	155.00	310.00
100	STATE SECTOR	HPSEB	HYDRO-HYDRO	HIMACHAL PRADESH	1.50	4.51	183.00	41.00	41.00	82.00
101	STATE SECTOR	HPSEB	HYDRO-HYDRO	HIMACHAL PRADESH	2.00	0.00	0.00	225.00	225.00	450.00
102	STATE SECTOR	HPSEB	HYDRO-HYDRO	HIMACHAL PRADESH	2.00	1.04	0.00	182.00	182.00	364.00
103	STATE SECTOR	HPSEB	HYDRO-HYDRO	HIMACHAL PRADESH	4.50	11.08	186.00	225.00	225.00	450.00
104	STATE SECTOR	HPSEB	HYDRO-HYDRO	HIMACHAL PRADESH	0.45	1.43	207.00	148.00	148.00	296.00
105	STATE SECTOR	HPSEB	HYDRO-HYDRO	HIMACHAL PRADESH	10.00	46.41	0.95	0.00	0.00	450.00
106	STATE SECTOR	HPSEB	HYDRO-HYDRO	HIMACHAL PRADESH	3.00	5.24	828.00	225.00	225.00	450.00
107	STATE SECTOR	IPGCL	THERMAL-GAS	DELHI	270.00	208.28	1494.00	82.00	852.00	934.00
108	STATE SECTOR	PPCL	THERMAL-GAS	DELHI	330.00	1491.71	946.00	84.00	892.00	956.00
109	STATE SECTOR	PPCL	THERMAL-GAS	DELHI	1371.20	3084.37	485.00	132.00	315.00	447.00
110	STATE SECTOR	J&KPDC	HYDRO-HYDRO	JAMMU & KASHMIR	105.00	621.47	0.00	0.00	0.00	51.00
111	STATE SECTOR	J&KPDC	HYDRO-HYDRO	JAMMU & KASHMIR	22.60	64.14	0.00	0.00	0.00	63.00
112	STATE SECTOR	J&KPDC	HYDRO-HYDRO	JAMMU & KASHMIR	105.00	254.43	0.00	0.00	0.00	85.00
113	STATE SECTOR	J&KPDC	HYDRO-HYDRO	JAMMU & KASHMIR	15.00	11.55	0.00	0.00	0.00	47.00
114	STATE SECTOR	J&KPDC	HYDRO-HYDRO	JAMMU & KASHMIR	2.00	8.12	0.00	0.00	0.00	310.00
115	STATE SECTOR	J&KPDC	HYDRO-HYDRO	JAMMU & KASHMIR	23.30	61.29	0.00	0.00	0.00	66.00
116	STATE SECTOR	J&KPDC	HYDRO-HYDRO	JAMMU & KASHMIR	2.00	3.91	0.00	0.00	0.00	93.00
117	STATE SECTOR	J&KPDC	HYDRO-HYDRO	JAMMU & KASHMIR	7.50	0.00	0.00	0.00	0.00	142.00
118	STATE SECTOR	J&KPDC	HYDRO-HYDRO	JAMMU & KASHMIR	3.75	0.90	0.00	0.00	0.00	185.00
119	STATE SECTOR	J&KPDC	HYDRO-HYDRO	JAMMU & KASHMIR	3.00	4.02	0.00	0.00	0.00	297.00
120	STATE SECTOR	J&KPDC	HYDRO-HYDRO	JAMMU & KASHMIR	4.50	6.61	0.00	0.00	0.00	329.00
121	STATE SECTOR	J&KPDC	HYDRO-HYDRO	JAMMU & KASHMIR	0.75	0.39	0.00	0.00	0.00	298.00
122	STATE SECTOR	J&KPDC	HYDRO-HYDRO	JAMMU & KASHMIR	1.00	0.65	0.00	0.00	0.00	287.00
123	STATE SECTOR	J&KPDC	HYDRO-HYDRO	JAMMU & KASHMIR	1.26	0.66	0.00	0.00	0.00	350.00
124	STATE SECTOR	J&KPDC	HYDRO-HYDRO	JAMMU & KASHMIR	9.00	0.00	0.00	0.00	0.00	202.00
125	STATE SECTOR	J&KPDC	HYDRO-HYDRO	JAMMU & KASHMIR	1.50	0.00	0.00	0.00	0.00	89.00
126	STATE SECTOR	J&KPDC	HYDRO-HYDRO	JAMMU & KASHMIR	0.30	0.32	0.00	0.00	0.00	333.00
127	STATE SECTOR	J&KPDC	HYDRO-HYDRO	JAMMU & KASHMIR	0.10	0.12	0.00	0.00	0.00	354.00
128	STATE SECTOR	J&KPDC	HYDRO-HYDRO	JAMMU & KASHMIR	0.40	0.55	0.00	0.00	0.00	262.00
129	STATE SECTOR	J&KPDC	HYDRO-HYDRO	JAMMU & KASHMIR	450.00	1588.63	0.00	0.00	0.00	629.00
130	STATE SECTOR	J&KPDC	HYDRO-HYDRO	JAMMU & KASHMIR	4.00	0.00	0.00	0.00	0.00	41.00
131		APCPL	THERMAL-COAL	HARYANA	1500.00	6616.97	513.20	161.50	351.70	513.20

RATE OF SALE OF POWER FOR THE YEAR 2021-22

132	PRIVATE SECTOR	CLP INDIA PVT. LTD.(JHAJJAR POWER LTD)	THERMAL-COAL	HARYANA	1320.00	7242.11	431.00	95.00	355.67	450.67
133	STATE SECTOR	J&KPDC	HYDRO-HYDRO	JAMMU & KASHMIR	450.00	1033.97	0.00	0.00	0.00	269.00
134	STATE SECTOR	J&KPDC	HYDRO-HYDRO	JAMMU & KASHMIR	450.00	1048.03	0.00	0.00	0.00	730.00
135	PRIVATE SECTOR	ALAKNANDA HPCL	HYDRO-HYDRO	UTTARAKHAND	330.00	1418.88	229.00	329.40	329.40	658.80
136	PRIVATE SECTOR	GAMA INFRAPROP PVT.	THERMAL-GAS RLNG	UTTARAKHAND	214.00	353.68	462.90	133.90	468.90	602.80
137	PRIVATE SECTOR	JP POWER VENTURES LTD	THERMAL-COAL	MADHYA PRADESH	500.00	2292.94	310.00	193.10	310.40	503.50
138	PRIVATE SECTOR	JP POWER VENTURES LTD	THERMAL-COAL	MADHYA PRADESH	1320.00	7955.48	210.00	182.30	56.40	238.70
139	PRIVATE SECTOR	JP POWER VENTURES LTD	HYDRO-HYDRO	UTTARAKHAND	400.00	1777.26	0.00	15.16	102.35	117.51
140	PRIVATE SECTOR	MB POWER	THERMAL-COAL	MADHYA PRADESH	1200.00	7260.00	0.00	185.00	244.00	429.00
141	PRIVATE SECTOR	ESSAR POWER MP LTD	THERMAL-COAL	MADHYA PRADESH	1200.00	149.39	0.00	0.00	228.76	228.76
142	PRIVATE SECTOR	JHABUA POWER LTD	THERMAL-COAL	MADHYA PRADESH	600.00	3493.41	284.55	230.94	259.50	490.44
143	PRIVATE SECTOR	MALANA PCL	HYDRO-HYDRO	HIMACHAL PRADESH	86.00	243.92	198.43	0.00	0.00	467.08
144	PRIVATE SECTOR	EVEREST PPL	HYDRO-HYDRO	HIMACHAL PRADESH	100.00	300.30	0.00	194.90	194.90	389.80
145	PRIVATE SECTOR	JSW HYDRO ENERGY LTD.	HYDRO-HYDRO	HIMACHAL PRADESH	1045.00	4214.41	0.00	0.00	0.00	287.00
146	PRIVATE SECTOR	JSW HYDRO ENERGY LTD.	HYDRO-HYDRO	HIMACHAL PRADESH	300.00	1305.88	0.00	0.00	0.00	219.00
147	PRIVATE SECTOR	AD HYDRO POWER LTD.	HYDRO-HYDRO	HIMACHAL PRADESH	192.00	552.10	295.20	0.00	0.00	463.33
148	STATE SECTOR	HPPCL	HYDRO-HYDRO	HIMACHAL PRADESH	5.00	8.03	0.00	0.00	0.00	431.00
149	STATE SECTOR	HPPCL	HYDRO-HYDRO	HIMACHAL PRADESH	195.00	180.80	0.00	0.00	0.00	408.00
150	STATE SECTOR	HPPCL	HYDRO-HYDRO	HIMACHAL PRADESH	100.00	359.11	0.00	0.00	0.00	421.00
151	STATE SECTOR	HPPCL	HYDRO-HYDRO	HIMACHAL PRADESH	111.00	277.62	0.00	0.00	0.00	477.00
152	PRIVATE SECTOR	JSW ENERGY LTD.	THERMAL-LIG	RAJASTHAN	1080.00	6515.37	230.00	170.00	250.00	420.00
153	PRIVATE SECTOR	NABHA POWER LTD.(PSPCL)	THERMAL-COAL	PUNJAB	1400.00	9188.78	311.38	126.19	311.38	437.56
154	PRIVATE SECTOR	TALWANDI SABO POWER LTD.	THERMAL-COAL	PUNJAB	1980.00	8259.00	418.00	114.30	358.40	472.70
155	PRIVATE SECTOR	BAJAJ ENERGY PVT. LTD.	THERMAL-COAL	UTTAR PRADESH	90.00	185.00	393.00	185.00	389.00	574.00

RATE OF SALE OF POWER FOR THE YEAR 2021-22

156	PRIVATE SECTOR	BAJAJ ENERGY PVT. LTD.	THERMAL-COAL	UTTAR PRADESH	90.00	185.00	407.00	183.00	388.00	571.00
157	PRIVATE SECTOR	BAJAJ ENERGY PVT. LTD.	THERMAL-COAL	UTTAR PRADESH	90.00	184.00	390.00	183.00	379.00	562.00
158	PRIVATE SECTOR	BAJAJ ENERGY PVT. LTD.	THERMAL-COAL	UTTAR PRADESH	90.00	224.00	384.00	189.00	367.00	556.00
159	PRIVATE SECTOR	BAJAJ ENERGY PVT. LTD.	THERMAL-COAL	UTTAR PRADESH	90.00	259.00	363.00	184.00	356.00	540.00
160	PRIVATE SECTOR	LALITPUR PGCL	THERMAL-COAL	UTTAR PRADESH	1980.00	9188.00	310.00	224.00	305.00	529.00
161	CENTRAL SECTOR	NHDC LTD.	HYDRO-HYDRO	MADHYA PRADESH	1000.00	1679.76	145.00	160.18	173.18	333.36
162	CENTRAL SECTOR	NHDC LTD.	HYDRO-HYDRO	MADHYA PRADESH	520.00	923.27	165.00	193.37	204.89	398.26
163	CENTRAL SECTOR	NTPC LTD.	THERMAL-COAL	MAHARASHTRA	1320.00	5106.00	0.00	172.00	367.00	539.00
164	CENTRAL SECTOR	NTPC LTD.	THERMAL-GAS/RLNG	GUJARAT	656.20	135.00	0.00	85.00	957.00	1042.00
165	CENTRAL SECTOR	NTPC LTD.	THERMAL-COAL	CHHATTISGARH	2100.00	15871.00	0.00	73.00	138.00	210.00
166	CENTRAL SECTOR	NTPC LTD.	THERMAL-COAL	CHHATTISGARH	500.00	3962.00	0.00	136.00	135.00	271.00
167	CENTRAL SECTOR	NTPC LTD.	THERMAL-COAL	CHHATTISGARH	1600.00	10845.00	0.00	167.00	206.00	374.00
168	CENTRAL SECTOR	NTPC LTD.	THERMAL-COAL	CHHATTISGARH	1980.00	12371.00	0.00	130.00	145.00	275.00
169	CENTRAL SECTOR	NTPC LTD.	THERMAL-COAL	CHHATTISGARH	1000.00	7804.00	0.00	98.00	150.00	248.00
170	CENTRAL SECTOR	NTPC LTD.	THERMAL-COAL	MADHYA PRADESH	1260.00	8774.00	0.00	87.00	162.00	249.00
171	CENTRAL SECTOR	NTPC LTD.	THERMAL-COAL	MADHYA PRADESH	1000.00	6815.00	0.00	75.00	155.00	229.00
172	CENTRAL SECTOR	NTPC LTD.	THERMAL-COAL	MADHYA PRADESH	1000.00	7075.00	0.00	105.00	153.00	258.00
173	CENTRAL SECTOR	NTPC LTD.	THERMAL-COAL	MADHYA PRADESH	1000.00	7315.00	0.00	157.00	152.00	308.00
174	CENTRAL SECTOR	NTPC LTD.	THERMAL-COAL	MADHYA PRADESH	500.00	3467.00	0.00	167.00	157.00	324.00
175	CENTRAL SECTOR	NTPC LTD.	THERMAL-COAL	MADHYA PRADESH	1600.00	7368.00	0.00	208.00	310.00	518.00
176	CENTRAL SECTOR	NTPC LTD.	THERMAL-COAL	MADHYA PRADESH	1320.00	5964.00	0.00	181.00	297.00	479.00
177	CENTRAL SECTOR	NTPC LTD.	THERMAL-COAL	MAHARASHTRA	1000.00	6049.00	0.00	188.00	334.00	522.00
178	CENTRAL SECTOR	NTPC LTD.	THERMAL-COAL	MAHARASHTRA	1320.00	6656.00	0.00	148.00	345.00	494.00
179	CENTRAL SECTOR	RGPPL	THERMAL-GAS	MAHARASHTRA	1967.08	3143.88	84.23	89.00	788.00	877.00
180	CENTRAL SECTOR	NPCIL	NUCLEAR-NUCLEAR	GUJARAT	440.00	3139.00	228.55	0.00	0.00	228.13
181	CENTRAL SECTOR	NPCIL	NUCLEAR-NUCLEAR	MAHARASHTRA	320.00	0.00	241.27	0.00	0.00	192.39
182	PRIVATE SECTOR	GVK POWER (GOINDWAL SAHIB) LTD	THERMAL-COAL	PUNJAB	540.00	1705.98	471.00	161.00	471.00	632.00
183	STATE SECTOR	PUNJAB STATE POWER COR LTD.	THERMAL-COAL	PUNJAB	1260.00	1647.00	615.23	298.66	362.02	660.68
184	STATE SECTOR	PUNJAB STATE POWER COR LTD.	THERMAL-COAL	PUNJAB	920.00	1844.00	597.00	253.80	411.46	665.26
185	STATE SECTOR	PUNJAB STATE POWER COR LTD.	HYDRO-HYDRO	PUNJAB	110.00	515.23	52.00	40.48	40.48	80.96
186	STATE SECTOR	PUNJAB STATE POWER COR LTD.	HYDRO-HYDRO	PUNJAB	91.35	312.37	121.00	76.53	76.53	153.06

RATE OF SALE OF POWER FOR THE YEAR 2021-22

187	STATE SECTOR	PUNJAB STATE POWER COR LTD.	HYDRO-HYDRO	PUNJAB	134.00	395.21	74.00	34.78	34.78	69.56
188	STATE SECTOR	PUNJAB STATE POWER COR LTD.	HYDRO-HYDRO	PUNJAB	207.00	950.27	73.24	47.30	47.30	94.60
189	STATE SECTOR	PUNJAB STATE POWER COR LTD.	HYDRO-HYDRO	PUNJAB	600.00	1159.07	172.00	119.65	119.65	239.30
190	STATE SECTOR	RRVUNL	THERMAL-COAL	RAJASTHAN	1240.00	6108.53	375.00	55.46	335.00	390.00
191	STATE SECTOR	RRVUNL	THERMAL-COAL	RAJASTHAN	1500.00	3337.23	444.00	57.22	415.00	472.00
192	STATE SECTOR	RRVUNL	THERMAL-COAL	RAJASTHAN	660.00	2948.78	606.00	176.00	320.00	496.00
193	STATE SECTOR	RRVUNL	THERMAL-COAL	RAJASTHAN	660.00	1116.16	0.00	173.00	326.00	498.00
194	STATE SECTOR	RRVUNL	THERMAL-COAL	RAJASTHAN	1000.00	4153.15	458.00	119.00	302.00	421.00
195	STATE SECTOR	RRVUNL	THERMAL-GAS	RAJASTHAN	270.50	1336.04	405.00	88.00	285.00	373.00
196	STATE SECTOR	RRVUNL	THERMAL-COAL	RAJASTHAN	1320.00	5268.15	526.00	153.00	246.00	399.00
197	STATE SECTOR	RRVUNL	HYDRO-HYDRO	RAJASTHAN	140.00	186.75	155.00	161.00	0.00	161.00
198	STATE SECTOR	RRVUNL	HYDRO-HYDRO	RAJASTHAN	23.85	8.92	0.00	416.00	0.00	416.00
199	STATE SECTOR	RRVUNL	THERMAL-COAL	RAJASTHAN	1200.00	6681.16	476.00	140.00	301.00	442.00
200	STATE SECTOR	UPJVNL	HYDRO-HYDRO	UTTAR PRADESH	72.00	355.66	97.12	43.70	0.00	43.70
201	STATE SECTOR	UPJVNL	HYDRO-HYDRO	UTTAR PRADESH	30.60	86.72	108.00	56.80	0.00	56.80
202	STATE SECTOR	UPJVNL	HYDRO-HYDRO	UTTAR PRADESH	99.00	310.86	64.90	41.30	0.00	41.30
203	STATE SECTOR	UPJVNL	HYDRO-HYDRO	UTTAR PRADESH	300.00	645.36	90.88	72.50	0.00	72.50
204	STATE SECTOR	UPJVNL	HYDRO-HYDRO	UTTAR PRADESH	13.70	28.97	283.06	283.00	0.00	283.00
205	STATE SECTOR	UPJVNL	HYDRO-HYDRO	UTTAR PRADESH	3.00	3.36	1505.55	212.00	0.00	212.00
206	STATE SECTOR	UPJVNL	HYDRO-HYDRO	UTTAR PRADESH	3.00	4.85	1174.00	283.00	0.00	283.00
207	STATE SECTOR	UPJVNL	HYDRO-HYDRO	UTTAR PRADESH	3.60	1.33	1174.00	154.00	0.00	154.00
208	STATE SECTOR	UPRVUNL	THERMAL-COAL	UTTAR PRADESH	630.00	3384.42	262.44	76.27	189.63	265.90
209	STATE SECTOR	UPRVUNL	THERMAL-COAL	UTTAR PRADESH	1000.00	6842.47	210.41	45.00	180.36	225.36
210	STATE SECTOR	UPRVUNL	THERMAL-COAL	UTTAR PRADESH	1000.00	5766.50	316.16	160.98	173.17	334.15
211	STATE SECTOR	UPRVUNL	THERMAL-COAL	UTTAR PRADESH	105.00	110.75	1727.87	713.08	411.41	1124.49
212	STATE SECTOR	UPRVUNL	THERMAL-COAL	UTTAR PRADESH	500.00	1153.50	672.82	428.63	375.42	804.05
213	STATE SECTOR	UPRVUNL	THERMAL-COAL	UTTAR PRADESH	660.00	125.67	1218.90	176.05	291.79	467.84
214	STATE SECTOR	UPRVUNL	THERMAL-COAL	UTTAR PRADESH	1000.00	4185.92	402.11	77.01	239.48	316.49
215	STATE SECTOR	UPRVUNL	THERMAL-COAL	UTTAR PRADESH	420.00	1398.12	489.55	238.65	359.43	598.08
216	STATE SECTOR	UPRVUNL	THERMAL-COAL	UTTAR PRADESH	500.00	1931.64	520.63	258.22	359.46	617.68
217	STATE SECTOR	UTTARAKHAND JVNL	HYDRO-HYDRO	UTTARAKHAND	240.00	896.77	0.00	66.90	66.90	133.80
218	STATE SECTOR	UTTARAKHAND JVNL	HYDRO-HYDRO	UTTARAKHAND	144.00	789.85	0.00	69.70	69.70	139.40
219	STATE SECTOR	UTTARAKHAND JVNL	HYDRO-HYDRO	UTTARAKHAND	33.75	153.25	0.00	101.40	101.40	202.80
220	STATE SECTOR	UTTARAKHAND JVNL	HYDRO-HYDRO	UTTARAKHAND	51.00	245.00	0.00	92.00	92.00	184.00
221	STATE SECTOR	UTTARAKHAND JVNL	HYDRO-HYDRO	UTTARAKHAND	41.40	227.96	0.00	96.80	96.80	193.60
222	STATE SECTOR	UTTARAKHAND JVNL	HYDRO-HYDRO	UTTARAKHAND	120.00	427.35	0.00	81.00	81.00	162.00
223	STATE SECTOR	UTTARAKHAND JVNL	HYDRO-HYDRO	UTTARAKHAND	30.00	157.97	0.00	92.00	92.00	184.00
224	STATE SECTOR	UTTARAKHAND JVNL	HYDRO-HYDRO	UTTARAKHAND	90.00	395.12	0.00	80.10	80.10	160.20
225	STATE SECTOR	UTTARAKHAND JVNL	HYDRO-HYDRO	UTTARAKHAND	304.00	1366.10	0.00	84.00	84.00	168.00
226	STATE SECTOR	UTTARAKHAND JVNL	HYDRO-HYDRO	UTTARAKHAND	198.00	250.94	0.00	89.50	89.50	179.00
227	PRIVATE SECTOR	ADANI POWER LTD.	THERMAL-COAL	GUJARAT	1320.00					

RATE OF SALE OF POWER FOR THE YEAR 2021-22										
228	PRIVATE SECTOR	ADANI POWER LTD.	THERMAL-COAL	GUJARAT	1320.00	10814.46	0.00	116.76	366.12	482.88
229	PRIVATE SECTOR	ADANI POWER LTD.	THERMAL-COAL	GUJARAT	1980.00					
230	PRIVATE SECTOR	ADANI POWER LTD.	THERMAL-COAL	CHHATTISGARH	1370.00	383.58	0.00	0.00	160.00	160.00
231	PRIVATE SECTOR	ADANI POWER LTD.	THERMAL-COAL	MAHARASHTRA	3300.00	20457.45	0.00	122.04	348.13	470.17
232	PRIVATE SECTOR	AEML	THERMAL-COAL	MAHARASHTRA	500.00	2974.87	489.68	109.61	380.07	489.68
233	PRIVATE SECTOR	RATTANINDIA POWER LTD.	THERMAL-COAL	MAHARASHTRA	1350.00	8156.86	3.02	77.50	244.61	322.11
234	PRIVATE SECTOR	ADANI POWER LTD.	THERMAL-COAL	RAJASTHAN	1320.00	7872.80	0.00	129.00	315.11	444.11
235	PRIVATE SECTOR	VEDANTA LTD. (EARLIER-SESA STERELITE LTD/GOA ENERGY LTD)	THERMAL-GAS/WHR	GOA	30.00	188.58	0.72	0.00	240.00	240.00
236	PRIVATE SECTOR	VEDANTA LTD. (EARLIER-SESA STERELITE LTD)	THERMAL-GAS/WHR	GOA	30.00	207.58	0.42	0.00	240.00	240.00
237	STATE SECTOR	GUJARAT S ENE.GEN. LTD.	THERMAL-GAS	GUJARAT	156.10	21.73	1151.00	49.00	1102.00	1151.00
238	STATE SECTOR	GUJARAT S ENE.GEN. LTD.	THERMAL-GAS	GUJARAT	351.43	69.89	1065.00	41.00	1024.00	1065.00
239	STATE SECTOR	GSPC PIPAVAV PCL	THERMAL-GAS/RLNG	GUJARAT	702.86	136.04	1080.00	51.00	1029.00	1080.00
240	PRIVATE SECTOR	GUJARAT INDUSTRIES PCL	THERMAL-GAS	GUJARAT	145.00	206.52	751.41	89.32	622.26	711.58
241	PRIVATE SECTOR	GUJARAT INDUSTRIES PCL	THERMAL-LIG	GUJARAT	250.00	1178.85	252.61	94.13	180.76	274.90
242	PRIVATE SECTOR	GUJARAT	THERMAL-LIG	GUJARAT	250.00	1459.44	226.41	149.93	147.46	297.39
243	STATE SECTOR	GSECL	THERMAL-LIG	GUJARAT	500.00	1341.18	639.00	214.00	270.00	484.00
244	STATE SECTOR	GUJARAT MINERAL DCL	THERMAL-LIG	GUJARAT	250.00	463201.50	391.00	118.00	199.00	317.00
245	PRIVATE SECTOR	LANCO AMARKAN. POWER LTD.	THERMAL-COAL	CHHATTISGARH	300.00	1888.18	414.00	129.40	195.50	324.90
246	PRIVATE SECTOR	LANCO AMARKAN. POWER LTD.	THERMAL-COAL	CHHATTISGARH	300.00	1774.44	389.80	120.30	347.00	467.30
247	CENTRAL SECTOR	NTPC SAIL PCPL	THERMAL-COAL	CHHATTISGARH	500.00	3211.83	0.00	17.96	263.02	280.98
248	PRIVATE SECTOR	JINDAL POWER LTD., TAMNAR	THERMAL-COAL	CHHATTISGARH	1000.00	4679.71	327.00	0.00	0.00	469.00
249	PRIVATE SECTOR	JINDAL POWER LTD., TAMNAR	THERMAL-COAL	CHHATTISGARH	2400.00	9075.36	392.00	0.00	0.00	445.00
250	PRIVATE SECTOR	TATA POWER COM. LTD.	THERMAL-COAL	MAHARASHTRA	500.00	2883.00	535.00	134.00	383.00	517.00
251	PRIVATE SECTOR	TATA POWER COM. LTD.	THERMAL-GAS	MAHARASHTRA	180.00	879.00	266.00	167.00	281.00	448.00
252	PRIVATE SECTOR	TATA POWER COM. LTD.	THERMAL-COAL	MAHARASHTRA	250.00	1391.00	513.00	168.00	378.00	546.00
253	PRIVATE SECTOR	TATA POWER COM. LTD.	HYDRO-HYDRO	MAHARASHTRA	300.00	1010.00	130.00	75.90	75.90	152.00
254	PRIVATE SECTOR	TATA POWER COM. LTD.	HYDRO-HYDRO	MAHARASHTRA	75.00	274.00	320.00	193.00	193.00	385.00

RATE OF SALE OF POWER FOR THE YEAR 2021-22

255	PRIVATE SECTOR	TATA POWER COM. LTD.	HYDRO-HYDRO	MAHARASHTRA	72.00	283.00	487.00	325.00	325.00	649.00
256	PRIVATE SECTOR	TATA POWER COM. LTD.	THERMAL-COAL	GUJARAT	4150.00	8290.00	402.00	90.00	174.00	265.00
257	PRIVATE SECTOR	DODSON LINDBLOM HYDRO	HYDRO-HYDRO	MAHARASHTRA	34.00	32.55	281.00	0.00	0.00	252.00
258	CENTRAL SECTOR	NEYVELI LIG. CORP. LTD.	THERMAL-LIG	TAMILNADU	1000.00	5758.70	351.48	180.40	219.28	399.68
259	CENTRAL SECTOR	NEYVELI LIG. CORP. LTD.	THERMAL-LIG	TAMILNADU	420.00	2984.93	316.05	96.50	245.35	341.85
260	CENTRAL SECTOR	NEYVELI LIG. CORP. LTD.	THERMAL-LIG	TAMILNADU	1470.00	8788.32	335.16	72.50	266.06	338.56
261	CENTRAL SECTOR(JV of Centre & State 50:P50)	NTECL	THERMAL-COAL	TAMILNADU	1500.00	7298.24	339.10	225.00	335.90	560.90
262	STATE SECTOR	SINGARENI COLLIERIES COMPANY LTD.	THERMAL-COAL	TELANGANA	1200.00	8807.57	377.70	163.90	274.00	437.90
263	CENTRAL SECTOR	NEYVELI LIG. CORP. LTD.	THERMAL-LIG	RAJASTHAN	250.00	1426.13	273.18	230.80	107.68	338.48
264	CENTRAL SECTOR	NEYVELI LIG. CORP. LTD.	THERMAL-LIG	TAMILNADU	500.00	1724.76	436.00	230.90	256.24	487.14
265	CENTRAL SECTOR	NEYVELI LIG. CORP. LTD.	THERMAL-COAL	TAMILNADU	1000.00	3853.10	475.00	155.30	322.07	477.37
266	CENTRAL SECTOR	NTPC LTD.	THERMAL-COAL	TELANGANA	2100.00	12329.00	0.00	73.00	277.00	349.00
267	CENTRAL SECTOR	NTPC LTD.	THERMAL-COAL	TELANGANA	500.00	3491.00	0.00	81.00	272.00	354.00
268	CENTRAL SECTOR	NTPC LTD.	THERMAL-COAL	ANDHRA PRADESH	1000.00	6265.00	0.00	94.00	295.00	389.00
269	CENTRAL SECTOR	NTPC LTD.	THERMAL-COAL	ANDHRA PRADESH	1000.00	5382.00	0.00	147.00	292.00	439.00
270	CENTRAL SECTOR	NPCIL	NUCLEAR-NUCLEAR	MAHARASHTRA	1080.00	7810.00	339.43	0.00	0.00	290.58
271	CENTRAL SECTOR	NPCIL	NUCLEAR-NUCLEAR	KARNATAKA	880.00	6781.00	347.01	0.00	0.00	348.52
272	CENTRAL SECTOR	NPCIL	NUCLEAR-NUCLEAR	TAMILNADU	440.00	969.00	257.75	0.00	0.00	260.71
273	CENTRAL SECTOR	NPCIL	NUCLEAR-NUCLEAR	TAMILNADU	2000.00	13557.00	409.98	0.00	0.00	Yet to be notified
274	STATE SECTOR	APGENCO	THERMAL-COAL	ANDHRA PRADESH	1260.00	7548.74	420.60	0.00	0.00	434.00
275	STATE SECTOR	APGENCO	THERMAL-COAL	ANDHRA PRADESH	500.00	2991.36	374.99	0.00	0.00	434.00
276	STATE SECTOR	APGENCO	THERMAL-COAL	ANDHRA PRADESH	420.00	1274.50	652.45	0.00	0.00	434.00
277	STATE SECTOR	APGENCO	THERMAL-COAL	ANDHRA PRADESH	420.00	1644.59	514.94	0.00	0.00	434.00
278	STATE SECTOR	APGENCO	THERMAL-COAL	ANDHRA PRADESH	210.00	893.76	603.89	0.00	0.00	434.00
279	STATE SECTOR	APGENCO	THERMAL-COAL	ANDHRA PRADESH	600.00	2379.71	721.75	0.00	0.00	434.00
280	PRIVATE SECTOR	KSER	HYDRO-HYDRO	KERALA	7.00	25.36	66.00	0.00	0.00	244.00
281	PRIVATE SECTOR	KSER	HYDRO-HYDRO	KERALA	4.50	26.36	66.00	0.00	0.00	282.00
282	PRIVATE SECTOR	KSER	HYDRO-HYDRO	KERALA	15.00	58.76	66.00	0.00	0.00	416.00
283	PRIVATE SECTOR	KSER	HYDRO-HYDRO	KERALA	3.00	7.51	66.00	0.00	0.00	488.00
284	PRIVATE SECTOR	KSEB	HYDRO-HYDRO	KERALA	8.00	25.27	66.00	0.00	0.00	349.00
285	STATE SECTOR	APGENCO	HYDRO-HYDRO	ANDHRA PRADESH	770.00	1406.99	70.29	0.00	0.00	434.00
286	STATE SECTOR	APGENCO	HYDRO-HYDRO	ANDHRA PRADESH	240.00	321.31	160.90	0.00	0.00	434.00
287	STATE SECTOR	TSPGENCO	THERMAL-COAL	TELANGANA	500.00	2920.94	0.00	173.00	285.00	405.00
288	STATE SECTOR	TSPGENCO	THERMAL-COAL	TELANGANA	500.00	2956.94	0.00	173.00	285.00	407.00
289	STATE SECTOR	TSPGENCO	THERMAL-COAL	TELANGANA	800.00	5586.65	0.00	183.00	259.00	442.00
290	STATE SECTOR	TSPGENCO	THERMAL-COAL	TELANGANA	1080.00	4700.64	0.00	227.00	281.00	508.00
291	STATE SECTOR	TSPGENCO	THERMAL-COAL	TELANGANA	500.00	3389.60	0.00	141.00	291.00	432.00
292	STATE SECTOR	TSPGENCO	THERMAL-COAL	TELANGANA	600.00	3365.72	0.00	208.00	287.00	495.00
293	STATE SECTOR	TSPGENCO	THERMAL-COAL	TELANGANA	62.50	235.70	0.00	388.00	369.00	757.00
294	STATE SECTOR	APGENCO	HYDRO-HYDRO	ANDHRA PRADESH	460.00	909.29	82.29	0.00	0.00	434.00
295	STATE SECTOR	APGENCO	HYDRO-HYDRO	ANDHRA PRADESH	25.00	61.34	274.34	0.00	0.00	434.00
296	STATE SECTOR	APGENCO	HYDRO-HYDRO	ANDHRA PRADESH	20.00	5.02	1656.55	0.00	0.00	434.00
297	STATE SECTOR	APGENCO	HYDRO-HYDRO	ANDHRA PRADESH	1.00	2.40	550.52	0.00	0.00	434.00
298	STATE SECTOR	APGENCO	HYDRO-HYDRO	ODISHA	120.00	378.91	71.78	0.00	0.00	434.00
299	STATE SECTOR	APGENCO	HYDRO-HYDRO	ANDHRA PRADESH	50.00	134.05	315.59	0.00	0.00	434.00
300	STATE SECTOR	APGENCO	HYDRO-HYDRO	ANDHRA PRADESH	90.00	276.96	61.62	0.00	0.00	434.00
301	STATE SECTOR	APGENCO	HYDRO-HYDRO	KARNATAKA	72.00	178.40	139.55	0.00	0.00	434.00
302	STATE SECTOR	KPCI	THERMAL-COAL	KARNATAKA	1470.00	5183.33	511.00	152.00	345.00	498.00

RATE OF SALE OF POWER FOR THE YEAR 2021-22

303	STATE SECTOR	KPCL	THERMAL-COAL	KARNATAKA	250.00	796.83	593.00	286.00	367.00	653.00
304	STATE SECTOR	KPCI	THERMAL-COAL	KARNATAKA	500.00	1971.80	529.00	139.00	319.00	458.00
305	STATE SECTOR	KPCI	THERMAL-COAL	KARNATAKA	500.00	1588.75	520.00	270.00	302.00	572.00
306	STATE SECTOR	KPCL	THERMAL-COAL	KARNATAKA	700.00	2592.01	552.00	319.00	312.00	631.00
307	STATE SECTOR	TSPGENCO	HYDRO-HYDRO	TELANGANA	240.00	358.00	0.00	731.00	0.00	731.00
308	STATE SECTOR	TSPGENCO	HYDRO-HYDRO	TELANGANA	9.16	181.00	0.00	4820.00	0.00	4830.00
309	STATE SECTOR	TSPGENCO	HYDRO-HYDRO	TELANGANA	54.00	125.86	0.00	395.00	0.00	395.00
310	STATE SECTOR	TSPGENCO	HYDRO-HYDRO	TELANGANA	9.00	16.56	0.00	601.00	0.00	601.00
311	STATE SECTOR	TSPGENCO	HYDRO-HYDRO	TELANGANA	815.60	2376.52	0.00	138.00	0.00	138.00
312	STATE SECTOR	TSPGENCO	HYDRO-HYDRO	TELANGANA	60.00					
313	STATE SECTOR	TSPGENCO	HYDRO-HYDRO	TELANGANA	120.00	309.28	0.00	338.00	0.00	338.00
314	STATE SECTOR	KPCI	HYDRO-HYDRO	KARNATAKA	39.20	70.33	199.00	31.00	171.00	201.00
315	STATE SECTOR	KPCI	HYDRO-HYDRO	KARNATAKA	240.00	638.75	143.00	49.00	116.00	165.00
316	STATE SECTOR	KPCI	HYDRO-HYDRO	KARNATAKA	37.00	92.49	117.00	31.00	122.00	154.00
317	STATE SECTOR	RAICHUR POWER CORP LTD	THERMAL-COAL	KARNATAKA	1600.00	5010.00	794.00	306.93	331.07	638.00
318	CENTRAL SECTOR	LAKSHADEEP	THERMAL-DIESEL	LAKSHADWEEP	3.61	13.73	31.20	0.00	0.00	527.00
319	CENTRAL SECTOR	LAKSHADEEP	THERMAL-DIESEL	LAKSHADWEEP	4.40	8.25	31.20	0.00	0.00	527.00
320	CENTRAL SECTOR	LAKSHADEEP	THERMAL-DIESEL	LAKSHADWEEP	3.40	5.89	31.20	0.00	0.00	527.00
321	CENTRAL SECTOR	LAKSHADEEP	THERMAL-DIESEL	LAKSHADWEEP	4.10	8.95	31.20	0.00	0.00	527.00
322	CENTRAL SECTOR	LAKSHADEEP	THERMAL-DIESEL	LAKSHADWEEP	2.27	7.27	31.20	0.00	0.00	527.00
323	CENTRAL SECTOR	LAKSHADEEP	THERMAL-DIESEL	LAKSHADWEEP	2.56	3.46	31.20	0.00	0.00	527.00
324	CENTRAL SECTOR	LAKSHADEEP	THERMAL-DIESEL	LAKSHADWEEP	2.56	3.46	31.20	0.00	0.00	527.00
325	CENTRAL SECTOR	LAKSHADEEP	THERMAL-DIESEL	LAKSHADWEEP	1.89	4.66	31.20	0.00	0.00	527.00
326	CENTRAL SECTOR	LAKSHADEEP	THERMAL-DIESEL	LAKSHADWEEP	1.01	7.10	31.20	0.00	0.00	527.00
327	CENTRAL SECTOR	LAKSHADEEP	THERMAL-DIESEL	LAKSHADWEEP	0.55	0.36	31.20	0.00	0.00	527.00
328	CENTRAL SECTOR	LAKSHADEEP	THERMAL-DIESEL	LAKSHADWEEP	0.19	0.13	31.20	0.00	0.00	527.00
329	STATE SECTOR	DNIPULI THERPV	THERMAL-GAS	DNIPULI THERPV	92.50	236.66	336.00	140.00	250.00	331.00
330	STATE SECTOR	TN GEN. & DIS.	THERMAL-COAL	TAMILNADU	840.00	4386.84	442.37	0.00	0.00	573.00
331	STATE SECTOR	TN GEN. & DIS.	THERMAL-COAL	TAMILNADU	600.00	2553.86	507.58	0.00	0.00	573.00
332	STATE SECTOR	TN GEN. & DIS.	THERMAL-COAL	TAMILNADU	630.00	3000.51	443.03	0.00	0.00	573.00
333	STATE SECTOR	TN GEN. & DIS. CORP. LTD.	THERMAL-COAL	TAMILNADU	1200.00	4128.48	459.31	0.00	0.00	573.00
334	STATE SECTOR	TN GEN. & DIS. CORP. LTD.	THERMAL-COAL	TAMILNADU	1050.00	4254.36	454.28	0.00	0.00	573.00
335	STATE SECTOR	TN GEN. & DIS. CORP. LTD.	THERMAL-GAS	TAMILNADU	187.20	877.99	280.66	0.00	0.00	573.00
336	STATE SECTOR	KPCL	HYDRO-HYDRO	KARNATAKA	150.00	388.90	181.00	46.00	165.00	211.00
337	STATE SECTOR	KPCL	HYDRO-HYDRO	KARNATAKA	900.00	4230.38	59.00	7.00	58.00	64.00
338	STATE SECTOR	KPCI	HYDRO-HYDRO	KARNATAKA	120.00	410.36	81.00	24.00	80.00	104.00
339	STATE SECTOR	KPCI	HYDRO-HYDRO	KARNATAKA	736.40	962.39	283.00	31.00	226.00	257.00
340	STATE SECTOR	KPCI	HYDRO-HYDRO	KARNATAKA	1080.00	5727.78	53.00	5.00	57.00	57.00
341	STATE SECTOR	KPCL	HYDRO-HYDRO	KARNATAKA	290.00	489.78	216.00	50.00	178.00	229.00
342	STATE SECTOR	KPCI	HYDRO-HYDRO	KARNATAKA	460.00	1138.45	87.00	7.00	96.00	104.00
343	STATE SECTOR	KPCI	HYDRO-HYDRO	KARNATAKA	7.40	3.60	150.00	340.00	0.00	340.00
344	STATE SECTOR	TN GEN. & DIS. CORP. LTD.	HYDRO-HYDRO	TAMILNADU	59.20	5493.48	74.14	0.00	0.00	573.00
345	STATE SECTOR	TN GEN. & DIS. CORP. LTD.	HYDRO-HYDRO	TAMILNADU	2.00	0.00	0.00	0.00	0.00	573.00
346	STATE SECTOR	TN GEN. & DIS. CORP. LTD.	HYDRO-HYDRO	TAMILNADU	36.00	0.00	0.00	0.00	0.00	573.00
347	STATE SECTOR	TN GEN. & DIS. CORP. LTD.	HYDRO-HYDRO	TAMILNADU	0.75	0.00	0.00	0.00	0.00	573.00
348	STATE SECTOR	TN GEN. & DIS. CORP. LTD.	HYDRO-HYDRO	TAMILNADU	60.00	0.00	0.00	0.00	0.00	573.00
349	STATE SECTOR	TN GEN. & DIS. CORP. LTD.	HYDRO-HYDRO	TAMILNADU	175.00	0.00	0.00	0.00	0.00	573.00
350	STATE SECTOR	TN GEN. & DIS. CORP. LTD.	HYDRO-HYDRO	TAMILNADU	180.00	0.00	0.00	0.00	0.00	573.00
351	STATE SECTOR	TN GEN. & DIS. CORP. LTD.	HYDRO-HYDRO	TAMILNADU	100.00	0.00	0.00	0.00	0.00	573.00
352	STATE SECTOR	TN GEN. & DIS. CORP. LTD.	HYDRO-HYDRO	TAMILNADU	40.00	0.00	0.00	0.00	0.00	573.00
353	STATE SECTOR	TN GEN. & DIS. CORP. LTD.	HYDRO-HYDRO	TAMILNADU	30.00	0.00	0.00	0.00	0.00	573.00
354	STATE SECTOR	TN GEN. & DIS. CORP. LTD.	HYDRO-HYDRO	TAMILNADU	50.00	0.00	0.00	0.00	0.00	573.00
355	STATE SECTOR	TN GEN. & DIS. CORP. LTD.	HYDRO-HYDRO	TAMILNADU	200.00	0.00	0.00	0.00	0.00	573.00

RATE OF SALE OF POWER FOR THE YEAR 2021-22

356	STATE SECTOR	TN GEN. & DIS. CORP. LTD.	HYDRO-HYDRO	TAMILNADU	30.00	0.00	0.00	0.00	0.00	573.00
357	STATE SECTOR	TN GEN. & DIS. CORP. LTD.	HYDRO-HYDRO	TAMILNADU	30.00	0.00	0.00	0.00	0.00	573.00
358	STATE SECTOR	TN GEN. & DIS. CORP. LTD.	HYDRO-HYDRO	TAMILNADU	30.00	0.00	0.00	0.00	0.00	573.00
359	STATE SECTOR	TN GEN. & DIS. CORP. LTD.	HYDRO-HYDRO	TAMILNADU	30.00	0.00	0.00	0.00	0.00	573.00
360	STATE SECTOR	TN GEN. & DIS. CORP. LTD.	HYDRO-HYDRO	TAMILNADU	8.00	0.00	0.00	0.00	0.00	573.00
361	STATE SECTOR	TN GEN. & DIS. CORP. LTD.	HYDRO-HYDRO	TAMILNADU	2.00	0.00	0.00	0.00	0.00	573.00
362	STATE SECTOR	TN GEN. & DIS. CORP. LTD.	HYDRO-HYDRO	TAMILNADU	7.50	0.00	0.00	0.00	0.00	573.00
363	STATE SECTOR	TN GEN. & DIS. CORP. LTD.	HYDRO-HYDRO	TAMILNADU	0.70	0.00	0.00	0.00	0.00	573.00
364	STATE SECTOR	TN GEN. & DIS. CORP. LTD.	HYDRO-HYDRO	TAMILNADU	1.95	0.00	0.00	0.00	0.00	573.00
365	STATE SECTOR	TN GEN. & DIS. CORP. LTD.	HYDRO-HYDRO	TAMILNADU	168.00	0.00	0.00	0.00	0.00	573.00
366	STATE SECTOR	TN GEN. & DIS. CORP. LTD.	HYDRO-HYDRO	TAMILNADU	19.00	0.00	0.00	0.00	0.00	573.00
367	STATE SECTOR	TN GEN. & DIS. CORP. LTD.	HYDRO-HYDRO	TAMILNADU	35.00	0.00	0.00	0.00	0.00	573.00
368	STATE SECTOR	TN GEN. & DIS. CORP. LTD.	HYDRO-HYDRO	TAMILNADU	32.00	0.00	0.00	0.00	0.00	573.00
369	STATE SECTOR	TN GEN. & DIS. CORP. LTD.	HYDRO-HYDRO	TAMILNADU	20.00	0.00	0.00	0.00	0.00	573.00
370	STATE SECTOR	TN GEN. & DIS. CORP. LTD.	HYDRO-HYDRO	TAMILNADU	30.00	0.00	0.00	0.00	0.00	573.00
371	STATE SECTOR	TN GEN. & DIS. CORP. LTD.	HYDRO-HYDRO	TAMILNADU	60.00	0.00	0.00	0.00	0.00	573.00
372	STATE SECTOR	TN GEN. & DIS. CORP. LTD.	HYDRO-HYDRO	TAMILNADU	400.00	0.00	0.00	0.00	0.00	573.00
373	STATE SECTOR	TN GEN. & DIS. CORP. LTD.	HYDRO-HYDRO	TAMILNADU	70.00	0.00	0.00	0.00	0.00	573.00
374	STATE SECTOR	TN GEN. & DIS. CORP. LTD.	HYDRO-HYDRO	TAMILNADU	25.00	0.00	0.00	0.00	0.00	573.00
375	STATE SECTOR	TN GEN. & DIS. CORP. LTD.	THERMAL-GAS	TAMILNADU	107.88	117.31	723.58	0.00	0.00	573.00
376	STATE SECTOR	TN GEN. & DIS. CORP. LTD.	THERMAL-GAS	TAMILNADU	101.00	326.57	482.80	0.00	0.00	573.00
377	PRIVATE SECTOR	LANCO TANJORE	THERMAL-GAS	TAMILNADU	120.00	179.85	446.00	173.00	234.00	407.00
378	PRIVATE SECTOR	JSW ENERGY LTD.	THERMAL-IMP COAL & GAS	KARNATAKA	260.00	1320.00	543.00	0.00	0.00	627.00
379	PRIVATE SECTOR	JSW ENERGY LTD.	THERMAL-IMP COAL	KARNATAKA	600.00	1795.00	600.00	0.00	0.00	662.00
380	PRIVATE SECTOR	JSW ENERGY LTD.	THERMAL-IMP COAL	MAHARASHTRA	1200.00	5514.41	388.22	56.75	169.29	226.03
381	PRIVATE SECTOR	LANCO KONDAPALLI POWER LTD.	THERMAL-GAS/N	ANDHRA PRADESH	368.14	364.06	296.00	0.00	0.00	235.00

RATE OF SALE OF POWER FOR THE YEAR 2021-22

382	PRIVATE SECTOR	HINDUJA NATIONAL PCL	THERMAL-COAL	ANDHRA PRADESH	1040.00	6778.00	382.00	176.00	271.00	447.00
383	PRIVATE SECTOR	ADANI POWER LTD.	THERMAL-COAL	CHHATTISGARH	600.00	166.61	0.00	0.00	160.00	160.00
384	PRIVATE SECTOR	ADANI POWER LTD.	THERMAL-COAL	KARNATAKA	1200.00	1620.75	0.00	145.80	465.82	611.62
385	PRIVATE SECTOR	SPECTRUM PG LTD.	THERMAL-GAS/N	ANDHRA PRADESH	208.00	204.84	2121.00	644.00	1079.00	1723.00
386	PRIVATE SECTOR	TATA NEWVELI	THERMAL-LIG	TAMIL NADU	250.00	1415.28	344.00	169.00	344.00	513.00
387	PRIVATE SECTOR	IL&FS TAMILNADU POWER COMPANY LTD	THERMAL-COAL	TAMILNADU	600.00	1546840.00	0.00	0.00	0.00	499.00
388	PRIVATE SECTOR	IL&FS TAMILNADU POWER COMPANY LTD	THERMAL-COAL	TAMILNADU	600.00	1546840.00	0.00	0.00	0.00	436.00
389	CENTRAL SECTOR	DVC	THERMAL-COAL	JHARKHAND	500.00	2823.52	593.29	219.98	227.30	447.28
390	CENTRAL SECTOR	DVC	THERMAL-COAL	JHARKHAND	2340.00	13369.15	458.04	123.54	302.66	426.20
391	CENTRAL SECTOR	DVC	THERMAL-COAL	WEST BENGAL	1000.00	5818.74	515.81	157.34	294.60	451.94
392	CENTRAL SECTOR	DVC	THERMAL-COAL	WEST BENGAL	210.00	177.82	1780.45	92.34	392.70	485.04
393	CENTRAL SECTOR	DVC	THERMAL-COAL	WEST BENGAL	1200.00	5696.44	692.51	165.71	306.70	472.41
394	CENTRAL SECTOR	DVC	HYDRO-HYDRO	WEST BENGAL	63.20	221.05	193.40	254.76	0.00	254.76
395	CENTRAL SECTOR	DVC	THERMAL-COAL	JHARKHAND	500.00	3450.58	469.66	158.00	267.50	425.50
396	CENTRAL SECTOR	DVC	THERMAL-COAL	JHARKHAND	1000.00	6556.51	485.48	167.54	265.70	433.24
397	CENTRAL SECTOR	DVC	HYDRO-HYDRO	JHARKHAND	80.00	244.00	184.11	108.72	0.00	108.72
398	CENTRAL SECTOR	DVC	HYDRO-HYDRO	JHARKHAND	4.00	21.89	587.03	788.22	0.00	788.22
399	CENTRAL SECTOR	NHPC LTD.	HYDRO-HYDRO	JAMMU & KASHMIR	330.00	1470.96	166.89	196.90	196.90	393.80
400	CENTRAL SECTOR	NHPC LTD.	HYDRO-HYDRO	SIKKIM	60.00	328.27	247.02	190.52	190.52	381.04
401	CENTRAL SECTOR	NHPC LTD.	HYDRO-HYDRO	SIKKIM	510.00	2601.36	126.70	116.31	116.31	232.62
402	CENTRAL SECTOR	NHPC LTD.	HYDRO-HYDRO	WEST BENGAL	132.00	588.83	457.88	265.00	265.00	530.00
403	CENTRAL SECTOR	NHPC LTD.	HYDRO-HYDRO	WEST BENGAL	160.00	724.54	325.43	217.50	217.50	435.01
404	CENTRAL SECTOR	NTPC LTD.	THERMAL-COAL	KARNATAKA	2400.00	6375.00	0.00	167.00	394.00	561.00
405	CENTRAL SECTOR	NTPC LTD.	THERMAL-COAL	WEST BENGAL	1600.00	8483.00	0.00	82.00	290.00	372.00
406	CENTRAL SECTOR	NTPC LTD.	THERMAL-COAL	WEST BENGAL	500.00	2920.00	0.00	149.00	285.00	434.00
407	CENTRAL SECTOR	NTPC LTD.	THERMAL-COAL	ASSAM	750.00	3879.00	0.00	241.00	314.00	555.00
408	CENTRAL SECTOR	NTPC LTD.	THERMAL-COAL	BIHAR	840.00	5254.00	0.00	105.00	261.00	366.00
409	CENTRAL SECTOR	NTPC LTD.	THERMAL-COAL	BIHAR	1500.00	9371.00	0.00	109.00	246.00	355.00
410	CENTRAL SECTOR	NTPC LTD.	THERMAL-COAL	BIHAR	110.00	69.00	0.00	89.00	404.00	493.00
411	CENTRAL SECTOR	NTPC LTD.	THERMAL-COAL	BIHAR	500.00	2066.00	0.00	176.00	264.00	440.00
412	CENTRAL SECTOR	NTPC LTD.	THERMAL-COAL	BIHAR	660.00	1277.00	0.00	242.00	263.00	506.00

RATE OF SALE OF POWER FOR THE YEAR 2021-22

413	CENTRAL SECTOR	NTPC LTD.	THERMAL-COAL	BIHAR	1320.00	7376.00	0.00	184.00	291.00	475.00
414	CENTRAL SECTOR	NTPC LTD.	THERMAL-COAL	ODISHA	1600.00	8325.00	0.00	166.00	106.00	272.00
415	CENTRAL SECTOR	NTPC LTD.	THERMAL-COAL	ODISHA	1000.00	6706.00	0.00	96.00	179.00	275.00
416	CENTRAL SECTOR	NTPC LTD.	THERMAL-COAL	ODISHA	2000.00	13499.00	0.00	71.00	176.00	247.00
417	PRIVATE SECTOR	A&N ISLAND	THERMAL-DIESEL	A&N ISLAND	8.00	37591.35	0.00	29.51	6.85	3636.00
418	PRIVATE SECTOR	A&N ISLAND	THERMAL-DIESEL	A&N ISLAND	16.00	52408.56	0.00	29.51	6.85	3636.00
419	CENTRAL SECTOR	A&N ISLAND	THERMAL-DIESEL	A&N ISLAND	15.00	938.30	0.00	29.51	6.85	3636.00
420	CENTRAL SECTOR	A&N ISLAND	THERMAL-DIESEL	A&N ISLAND	9.80	6470.75	0.00	29.51	6.85	3636.00
421	CENTRAL SECTOR	A&N ISLAND	THERMAL-DIESEL	A&N ISLAND	0.51	93.15	0.00	29.51	6.85	3636.00
422	PRIVATE SECTOR	A&N ISLAND	THERMAL-DIESEL	A&N ISLAND	1.50	31.27	0.00	29.51	6.85	3636.00
423	PRIVATE SECTOR	A&N ISLAND	THERMAL-DIESEL	A&N ISLAND	2.90	9576.47	0.00	29.51	6.85	3636.00
424	CENTRAL SECTOR	A&N ISLAND	THERMAL-DIESEL	A&N ISLAND	0.03	30.75	0.00	29.51	6.85	3636.00
425	CENTRAL SECTOR	A&N ISLAND	THERMAL-DIESEL	A&N ISLAND	0.01	18.68	0.00	29.51	6.85	3636.00
426	CENTRAL SECTOR	A&N ISLAND	THERMAL-DIESEL	A&N ISLAND	0.05	22.52	0.00	29.51	6.85	3636.00
427	CENTRAL SECTOR	A&N ISLAND	THERMAL-DIESEL	A&N ISLAND	0.03	3.54	0.00	29.51	6.85	3636.00
428	PRIVATE SECTOR	A&N ISLAND	THERMAL-DIESEL	A&N ISLAND	1.97	3845.94	0.00	29.51	6.85	3636.00
429	CENTRAL SECTOR	A&N ISLAND	THERMAL-DIESEL	A&N ISLAND	1.15	9347.03	0.00	29.51	6.85	3636.00
430	CENTRAL/PRIVATE SECTOR	A&N ISLAND	THERMAL-DIESEL	A&N ISLAND	3.74	698.80	0.00	29.51	6.85	3636.00
431	PRIVATE SECTOR	A&N ISLAND	THERMAL-DIESEL	A&N ISLAND	7.00	43014.64	0.00	29.51	6.85	3636.00
432	PRIVATE SECTOR	A&N ISLAND	THERMAL-DIESEL	A&N ISLAND	11.20	66800.30	0.00	29.51	6.85	3636.00
433	CENTRAL SECTOR	A&N ISLAND	THERMAL-DIESEL	A&N ISLAND	0.02	37.55	0.00	29.51	6.85	3636.00
434	CENTRAL SECTOR	A&N ISLAND	THERMAL-DIESEL	A&N ISLAND	0.51	315.59	0.00	29.51	6.85	3636.00
435	CENTRAL SECTOR	A&N ISLAND	THERMAL-DIESEL	A&N ISLAND	8.20	18825.20	0.00	29.51	6.85	3636.00
436	CENTRAL SECTOR	A&N ISLAND	THERMAL-DIESEL	A&N ISLAND	0.64	475.19	0.00	29.51	6.85	3636.00
437	CENTRAL SECTOR	A&N ISLAND	THERMAL-DIESEL	A&N ISLAND	0.02	93.62	0.00	29.51	6.85	3636.00
438	CENTRAL SECTOR	A&N ISLAND	THERMAL-DIESEL	A&N ISLAND	0.03	22.41	0.00	29.51	6.85	3636.00
439	PRIVATE SECTOR	A&N ISLAND	THERMAL-DIESEL	A&N ISLAND	0.09	65.14	0.00	29.51	6.85	3636.00
440	CENTRAL SECTOR	A&N ISLAND	THERMAL-DIESEL	A&N ISLAND	5.40	7597.93	0.00	29.51	6.85	3636.00
441	CENTRAL SECTOR	A&N ISLAND	HYDRO-HYDRO	A&N ISLAND	5.25	13156.12	0.00	0.00	0.00	Yet to decide
442	CENTRAL SECTOR	A&N ISLAND	THERMAL-DIESEL	A&N ISLAND	4.26	10635.40	0.00	29.51	6.85	3636.00
443	CENTRAL SECTOR	A&N ISLAND	THERMAL-DIESEL	A&N ISLAND	0.13	72.84	0.00	29.51	6.85	3636.00
444	CENTRAL SECTOR	A&N ISLAND	THERMAL-DIESEL	A&N ISLAND	4.38	7363.68	0.00	29.51	6.85	3636.00
445	CENTRAL SECTOR	A&N ISLAND	THERMAL-DIESEL	A&N ISLAND	1.14	2586.52	0.00	29.51	6.85	3636.00
446	CENTRAL SECTOR	A&N ISLAND	THERMAL-DIESEL	A&N ISLAND	0.02	28.87	0.00	29.51	6.85	3636.00
447	CENTRAL SECTOR	A&N ISLAND	THERMAL-DIESEL	A&N ISLAND	0.51	21.78	0.00	29.51	6.85	3636.00
448	CENTRAL SECTOR	A&N ISLAND	THERMAL-DIESEL	A&N ISLAND	0.38	352.43	0.00	29.51	6.85	3636.00

RATE OF SALE OF POWER FOR THE YEAR 2021-22										
449	CENTRAL SECTOR	A&N ISLAND	THERMAL-DIESEL	A&N ISLAND	1.26	799.47	0.00	29.51	6.85	3636.00
450	CENTRAL SECTOR	A&N ISLAND	THERMAL-DIESEL	A&N ISLAND	0.51	624.79	0.00	29.51	6.85	3636.00
451	CENTRAL SECTOR	A&N ISLAND	THERMAL-DIESEL	A&N ISLAND	0.19	176.22	0.00	29.51	6.85	3636.00
452	CENTRAL SECTOR	A&N ISLAND	THERMAL-DIESEL	A&N ISLAND	2.45	5278.56	0.00	29.51	6.85	3636.00
453	PRIVATE SECTOR	A&N ISLAND	THERMAL-DIESEL	A&N ISLAND	0.09	101.45	0.00	29.51	6.85	3636.00
454	PRIVATE SECTOR	A&N ISLAND	THERMAL-DIESEL	A&N ISLAND	0.09	50.47	0.00	29.51	6.85	3636.00
455	PRIVATE SECTOR	A&N ISLAND	THERMAL-DIESEL	A&N ISLAND	0.09	74.38	0.00	29.51	6.85	3636.00
456	STATE SECTOR	CSPGCL	THERMAL-COAL	CHHATTISGARH	500.00	3597.60	260.00	138.60	155.50	294.10
457	STATE SECTOR	CSPGCL	THERMAL-COAL	CHHATTISGARH	500.00	3533.47	267.00	185.00	126.90	311.90
458	STATE SECTOR	CSPGCL	THERMAL-COAL	CHHATTISGARH	840.00	4538.36	293.00	107.80	150.20	258.00
459	STATE SECTOR	CSPGCL	THERMAL OTHERS	CHHATTISGARH	6.00	4.75	0.00	0.00	0.00	4.75
460	STATE SECTOR	CSPGCL	THERMAL-COAL	CHHATTISGARH	1000.00	4532.54	488.00	249.10	139.90	389.00
461	STATE SECTOR	CSPGCL	HYDRO-HYDRO	CHHATTISGARH	120.00	403.35	161.00	0.00	0.00	161.00
462	STATE SECTOR	CSPGCL	HYDRO-HYDRO	CHHATTISGARH	10.00	13.79	376.00	0.00	0.00	376.00
463	STATE SECTOR	CSPGCL	HYDRO-HYDRO	CHHATTISGARH	7.00	7.13	266.00	0.00	0.00	266.00
464	STATE SECTOR	CSPGCL	HYDRO-HYDRO	CHHATTISGARH	1.70	5.92	272.00	0.00	0.00	272.00
465	STATE SECTOR	GSECL	THERMAL-GAS	GUJARAT	106.62	61.83	1808.00	1102.00	891.00	1993.00
466	STATE SECTOR	GSECL	THERMAL-GAS	GUJARAT	112.45	51.39	1567.00	1605.00	644.00	2249.00
467	STATE SECTOR	GSECL	THERMAL-GAS	GUJARAT	376.10	135.32	1519.00	421.00	707.00	1128.00
468	STATE SECTOR	GSECL	THERMAL-COAL	GUJARAT	420.00	1982.26	552.00	133.00	405.00	538.00
469	STATE SECTOR	GSECL	THERMAL-COAL	GUJARAT	210.00	988.16	454.00	97.00	387.00	484.00
470	STATE SECTOR	GSECL	THERMAL-LIG	GUJARAT	75.00	397.78	688.00	276.00	323.00	599.00
471	STATE SECTOR	GSECL	THERMAL-LIG	GUJARAT	75.00	29.74	1991.00	252.00	372.00	624.00
472	STATE SECTOR	GSECL	THERMAL-COAL	GUJARAT	500.00	860.84	791.00	322.00	383.00	705.00
473	STATE SECTOR	GSECL	THERMAL-COAL	GUJARAT	610.00	2378.82	536.00	167.00	384.00	551.00
474	STATE SECTOR	GSECL	THERMAL-COAL	GUJARAT	500.00	2205.93	456.00	132.00	345.00	477.00
475	STATE SECTOR	GSECL	THERMAL-COAL	GUJARAT	1260.00	4808.40	523.00	96.00	409.00	505.00
476	STATE SECTOR	GSECL	THERMAL-COAL	GUJARAT	210.00	1072.05	444.00	51.00	419.00	470.00
477	STATE SECTOR	GSECL	THERMAL-COAL	GUJARAT	800.00	4324.57	434.00	159.00	348.00	507.00
478	STATE SECTOR	GSECL	HYDRO-HYDRO	GUJARAT	242.00	222.08	120.00	293.00	0.00	293.00
479	STATE SECTOR	GSECL	HYDRO-HYDRO	GUJARAT	305.00	652.31	26.00	47.00	0.00	47.00
480	STATE SECTOR	GSECL	THERMAL-GAS	GUJARAT	374.57	263.97	1409.00	838.00	791.00	1629.00
481	STATE SECTOR	MPPGCL	HYDRO-HYDRO	MADHYA PRADESH	315.00	1105.00	117.00	37.00	66.00	103.00
482	STATE SECTOR	MPPGCL	HYDRO-HYDRO	MADHYA PRADESH	30.00	84.00	117.00	71.00	67.00	138.00
483	STATE SECTOR	MPPGCL	HYDRO-HYDRO	MADHYA PRADESH	60.00	39.00	117.00	323.00	291.00	614.00
484	STATE SECTOR	MPPGCL	HYDRO-HYDRO	MADHYA PRADESH	20.00	92.00	117.00	57.00	63.00	120.00
485	STATE SECTOR	MPPGCL	HYDRO-HYDRO	MADHYA PRADESH	90.00	377.00	97.00	23.00	23.00	46.00
486	STATE SECTOR	MPPGCL	HYDRO-HYDRO	MADHYA PRADESH	115.00	104.00	172.00	22.00	40.00	62.00
487	STATE SECTOR	MPPGCL	HYDRO-HYDRO	MADHYA PRADESH	20.00	42.00	127.00	38.00	72.00	110.00
488	STATE SECTOR	MPPGCL	HYDRO-HYDRO	MADHYA PRADESH	60.00	115.00	177.00	92.00	127.00	219.00
489	STATE SECTOR	MPPGCL	HYDRO-HYDRO	MADHYA PRADESH	160.00	198.00	99.00	37.00	52.00	88.00
490	STATE SECTOR	MPPGCL	HYDRO-HYDRO	MADHYA PRADESH	45.00	43.00	284.00	114.00	148.00	262.00
491	STATE SECTOR	MPPGCL	THERMAL-COAL	MADHYA PRADESH	210.00	1375.00	309.00	138.00	170.00	308.00
492	STATE SECTOR	MPPGCL	THERMAL-COAL	MADHYA PRADESH	840.00	3618.00	359.00	101.00	270.00	370.00

RATE OF SALE OF POWER FOR THE YEAR 2021-22

493	STATE SECTOR	MPPGCL	THERMAL-COAL	MADHYA PRADESH	500.00	2506.00	359.00	93.00	220.00	313.00
494	STATE SECTOR	MPPGCL	THERMAL-COAL	MADHYA PRADESH	500.00	3140.00	563.00	200.00	274.00	474.00
495	STATE SECTOR	MPPGCL	THERMAL-COAL	MADHYA PRADESH	1320.00	4488.00	603.00	174.00	292.00	466.00
496	STATE SECTOR	MPPGCL	THERMAL-COAL	MADHYA PRADESH	1200.00	4463.00	603.00	226.00	314.00	540.00
497	STATE SECTOR	MSPGCL	THERMAL-COAL	MAHARASHTRA	1210.00	5714.38	511.00	148.00	302.00	450.00
498	STATE SECTOR	MSPGCL	THERMAL-COAL	MAHARASHTRA	1920.00	13675.69	454.00	100.00	279.00	379.00
499	STATE SECTOR	MSPGCL	THERMAL-COAL	MAHARASHTRA	1340.00	6483.81	478.00	108.00	291.00	399.00
500	STATE SECTOR	MSPGCL	THERMAL-COAL	MAHARASHTRA	2400.00	10806.95	528.00	106.00	257.00	363.00
501	STATE SECTOR	MSPGCL	THERMAL-COAL	MAHARASHTRA	630.00	1782.18	564.00	120.00	386.00	506.00
502	STATE SECTOR	MSPGCL	THERMAL-COAL	MAHARASHTRA	1170.00	2553.11	660.00	165.00	349.00	514.00
503	STATE SECTOR	MSPGCL	THERMAL-COAL	MAHARASHTRA	500.00	2340.23	526.00	155.00	321.00	476.00
504	STATE SECTOR	MSPGCL	THERMAL-GAS	MAHARASHTRA	672.00	2007.93	231.00	71.00	169.00	240.00
505	STATE SECTOR	MSPGCL	HYDRO-HYDRO	MAHARASHTRA	1956.00	3618.69	135.00	107.70	21.00	128.70
506	STATE SECTOR	MSPGCL	HYDRO-HYDRO	MAHARASHTRA	454.00	640.37	1328.70	376.80	0.00	376.80
507	STATE SECTOR	MSPGCL	HYDRO-HYDRO	MAHARASHTRA	80.00	106.71	110.00	74.70	67.00	141.70
508	STATE SECTOR	MSPGCL	HYDRO-HYDRO	MAHARASHTRA	89.00	116.62	203.00	79.20	78.00	157.20
509	STATE SECTOR	SSNPHP	HYDRO-HYDRO	GUJARAT	1200.00	923.70	294.66	0.00	205.00	205.00
510	STATE SECTOR	SSNPHP	HYDRO-HYDRO	GUJARAT	250.00	824.26	294.66	0.00	205.00	205.00
511	PRIVATE SECTOR	CESC LIMITED	THERMAL-COAL	WEST BENGAL	750.00	5132.00	0.00	111.00	196.00	307.00
512	PRIVATE SECTOR	CESC LIMITED	THERMAL-COAL	WEST BENGAL	135.00	149.00	0.00	133.00	289.00	422.00
513	PRIVATE SECTOR	HALDIA ENERGY LTD.	THERMAL-COAL	WEST BENGAL	600.00	4276.00	0.00	233.83	292.43	526.26
514	PRIVATE SECTOR	INDIA POWER CORPN.	THERMAL-COAL	WEST BENGAL	12.00	28.21	645.00	0.00	0.00	530.85
515	PRIVATE SECTOR	GMR KAMALANGA ENERGY LTD.	THERMAL-COAL	ODISHA	1050.00	7022.20	317.00	0.00	0.00	337.00
516	PRIVATE SECTOR	ADHUNIK POWER	THERMAL-COAL	JHARKHAND	270.00	3727.37	393.00	0.00	0.00	405.00
517	PRIVATE SECTOR	ADHUNIK POWER	THERMAL-COAL	JHARKHAND	270.00					
518	PRIVATE SECTOR	VEDANTA LTD.	THERMAL-COAL	ODISHA	1800.00	9710.00	265.00	0.00	0.00	370.00

RATE OF SALE OF POWER FOR THE YEAR 2021-22

519	PRIVATE SECTOR	VEDANTA LTD.	THERMAL-COAL	ODISHA	1215.00	8506.00	280.00	0.00	0.00	370.00
520	PRIVATE SECTOR	VEDANTA LTD.	THERMAL-COAL	ODISHA	90.00	431.00	447.00	0.00	0.00	370.00
521	PRIVATE SECTOR	VEDANTA LTD.	THERMAL-COAL	ODISHA	600.00	2543.00	293.00	78.00	173.00	251.00
522	PRIVATE SECTOR	TATA POWER COM. LTD.	THERMAL-COAL	JHARKHAND	67.50	419.00	383.00	213.00	383.00	596.00
523	PRIVATE SECTOR	TATA POWER COM. LTD.	THERMAL-COAL	JHARKHAND	120.00	683.00	248.00	111.00	248.00	359.00
524	PRIVATE SECTOR	TATA POWER COM. LTD.	THERMAL-COAL	JHARKHAND	120.00	785.00	250.00	129.00	250.00	379.00
525	PRIVATE SECTOR	TATA POWER COM. LTD.	THERMAL-COAL	JHARKHAND	120.00	793.00	341.00	101.00	341.00	443.00
526	PRIVATE SECTOR	TATA POWER COM. LTD.	THERMAL-COAL	JHARKHAND	120.00	814.00	7.00	145.00	7.00	152.00
527	PRIVATE SECTOR	TATA POWER COM. LTD.	THERMAL-WHR	JHARKHAND	120.00	923.00	4.00	64.00	4.00	67.00
528	PRIVATE SECTOR	TATA POWER COM. LTD.	THERMAL-COAL	JHARKHAND	1050.00	7061.00	256.00	152.00	256.00	408.00
529	PRIVATE SECTOR	TATA POWER COM. LTD.	THERMAL WASTE GAS	ODISHA	67.50	991.00	0.00	168.00	0.00	168.00
530	PRIVATE SECTOR	TATA POWER COM. LTD.	THERMAL WASTE GAS	ODISHA	67.50					
531	PRIVATE SECTOR	TATA POWER COM. LTD.	THERMAL-COAL	UTTAR PRADESH	1980.00	10102.00	217.00	112.00	228.00	339.00
532	CENTRAL SECTOR	NHPC LTD.	HYDRO-HYDRO	MANIPUR	105.00	389.18	346.71	194.54	194.54	389.07
533	CENTRAL SECTOR	NEEPCO	THERMAL-GAS	TRIPURA	135.00	891145.40	295.00	164.30	206.00	370.30
534	CENTRAL SECTOR	NEEPCO	THERMAL-GAS	ASSAM	291.00	1748152.40	264.00	181.10	165.70	346.80
535	CENTRAL SECTOR	NEEPCO	HYDRO-HYDRO	NAGALAND	75.00	96516.00	937.00	573.20	269.70	842.90
536	CENTRAL SECTOR	NEEPCO	HYDRO-HYDRO	ASSAM	50.00	268367.70	250.00	92.30	82.40	174.70
537	CENTRAL SECTOR	NEEPCO	HYDRO-HYDRO	ASSAM	25.00	10763.20	250.00	138.40	80.00	218.40
538	CENTRAL SECTOR	NEEPCO	HYDRO-HYDRO	ARUNACHAL PRADESH	405.00	1145007.40	113.00	144.20	118.00	262.20
539	CENTRAL SECTOR	NEEPCO	THERMAL-GAS	TRIPURA	101.00	692947.00	350.00	253.90	216.30	470.20
540	STATE SECTOR	ASSAM POWER GENCO	HYDRO-HYDRO	ASSAM	100.00	405.21	123.00	234.00	0.00	234.00
541	STATE SECTOR	ASSAM POWER GENCO	THERMAL-GAS	ASSAM	97.20	368.21	299.00	207.00	238.00	445.00
542	STATE SECTOR	ASSAM POWER GENCO	THERMAL-GAS	ASSAM	64.50	148.16	450.00	144.00	158.00	302.00
543	STATE SECTOR	ASSAM POWER GENCO	THERMAL-GAS	ASSAM	69.76	498.79	225.00	67.00	155.00	222.00
544	STATE SECTOR	ASSAM POWER GENCO	HYDRO-HYDRO	ASSAM	13.50	32.77	148.00	219.00	0.00	219.00

RATE OF SALE OF POWER FOR THE YEAR 2021-22

545	STATE SECTOR	ASSAM POWER GENCO	THERMAL-GAS	ASSAM	98.40	468.27	248.00	167.00	143.00	310.00
546	STATE SECTOR	GOVT. OF NAGALAND	HYDRO-HYDRO	NAGALAND	24.00	66.31	125.00	332.00	0.00	332.00
547	STATE SECTOR	GOVT. OF NAGALAND	HYDRO-HYDRO	NAGALAND	1.00	1.07	527.00	331.00	0.00	331.00
548	STATE SECTOR	GOVT. OF NAGALAND	HYDRO-HYDRO	NAGALAND	1.00	0.69	579.00	331.00	0.00	331.00
549	STATE SECTOR	MEGHALAYA POWER GEN. COR. LTD	HYDRO-HYDRO	MEGHALAYA	20.00	33.69	398.00	26.00	26.00	52.00
550	STATE SECTOR	MEGHALAYA POWER GEN. COR. LTD	HYDRO-HYDRO	MEGHALAYA	60.00	109.55	379.00	25.00	25.00	51.00
551	STATE SECTOR	MEGHALAYA POWER GEN. COR. LTD	HYDRO-HYDRO	MEGHALAYA	60.00	124.41	299.00	17.00	17.00	34.00
552	STATE SECTOR	MEGHALAYA POWER GEN. COR. LTD	HYDRO-HYDRO	MEGHALAYA	36.00	64.36	337.00	18.00	18.00	36.00
553	STATE SECTOR	MEGHALAYA POWER GEN. COR. LTD	HYDRO-HYDRO	MEGHALAYA	1.50	5.49	221.00	18.00	18.00	36.00
554	STATE SECTOR	MEGHALAYA POWER GEN. COR. LTD	HYDRO-HYDRO	MEGHALAYA	40.00	159.67	613.00	95.00	95.00	190.00
555	STATE SECTOR	MEGHALAYA POWER GEN. COR. LTD	HYDRO-HYDRO	MEGHALAYA	1.50	3.99	717.00	86.00	86.00	173.00
556	STATE SECTOR	MEGHALAYA POWER GEN. COR. LTD	HYDRO-HYDRO	MEGHALAYA	126.00	376.69	522.00	101.00	101.00	202.00
557	STATE SECTOR	MIZORAM POWER ELECT. DEPTT.	HYDRO-HYDRO	MIZORAM	1.05	1.21	54.70	0.00	0.00	823.00
558	STATE SECTOR	MIZORAM POWER ELECT. DEPTT.	HYDRO-HYDRO	MIZORAM	0.50	0.46	54.70	0.00	0.00	823.00
559	STATE SECTOR	MIZORAM POWER ELECT. DEPTT.	HYDRO-HYDRO	MIZORAM	3.00	2.66	54.70	0.00	0.00	823.00
560	STATE SECTOR	MIZORAM POWER ELECT. DEPTT.	HYDRO-HYDRO	MIZORAM	3.00	6.76	54.70	0.00	0.00	823.00
561	STATE SECTOR	MIZORAM POWER ELECT. DEPTT.	HYDRO-HYDRO	MIZORAM	12.00	10.66	106.00	0.00	0.00	823.00
562	STATE SECTOR	TPGL	THERMAL-GAS	TRIPURA	42.00	232.89	288.00	147.00	300.00	447.00
563	STATE SECTOR	TPGL	THERMAL-GAS	TRIPURA	63.00	330.75	282.00	120.00	335.00	455.00
564	STATE SECTOR	TPGL	HYDRO-HYDRO	TRIPURA	15.00	9.33	241.00	166.00	0.00	166.00
565	CENTRAL SECTOR	ONGC TRIPURA POWER COM LTD	THERMAL-GAS	TRIPURA	726.60	3953.20	308.00	132.80	187.60	320.40
566	STATE SECTOR	TN GEN. & DIS. CORP. LTD.	HYDRO-HYDRO	TAMILNADU	60.00	0.00	0.00	0.00	0.00	573.00
567	STATE SECTOR	TN GEN. & DIS. CORP. LTD.	HYDRO-HYDRO	TAMILNADU	40.00	0.00	0.00	0.00	0.00	573.00
568	STATE SECTOR	MIZORAM POWER ELECT. DEPTT.	HYDRO-HYDRO	MIZORAM	3.00	4.06	118.00	0.00	0.00	823.00
569	CENTRAL SECTOR	NEEPCO	HYDRO-HYDRO	MIZORAM	60.00	131546.00	923.00	416.50	257.50	674.00
570	CENTRAL SECTOR	NEEPCO	HYDRO-HYDRO	ARUNACHAL PRADESH	110.00	427544.10	402.00	0.00	520.00	520.00
571	PRIVATE SECTOR	SKS POWER GENERATION CHHATTISGARH LTD(SPGCL)	THERMAL COAL	CHHATTISGARH	1200.00	1504.64	307.00	0.00	324.00	324.00
572	CENTRAL SECTOR	MEJA URIJA NIGAM	THERMAL COAL	UTTAR PRADESH	1320.00	7229.62	0.00	198.99	246.17	445.16

RATE OF SALE OF POWER FOR THE YEAR 2021-22

573	PRIVATE SECTOR	RKM POWERGEN PVT LTD	THERMAL-COAL	CHHATTISGARH	1440.00	6250.45	0.00	417.00	847.00	1264.00
574	STATE SECTOR	ODISHA PGCL.	THERMAL-COAL	ODISHA	210.00	2609.11	0.00	0.00	0.00	274.00
575	STATE SECTOR	ODISHA PGCL.	THERMAL-COAL	ODISHA	210.00					274.00
576	STATE SECTOR	ODISHA PGCL.	THERMAL-COAL	ODISHA	660.00	6772.97	0.00	0.00	0.00	315.60
577	STATE SECTOR	ODISHA PGCL.	THERMAL-COAL	ODISHA	660.00					315.60
578	STATE SECTOR	TN GEN. & DIS. CORP. LTD.	HYDRO-HYDRO	TAMILNADU	2.50	0.00	0.00	0.00	0.00	573.00
579	STATE SECTOR	TN GEN. & DIS. CORP. LTD.	HYDRO-HYDRO	TAMILNADU	150.00	0.00	0.00	0.00	0.00	573.00
580	STATE SECTOR	TN GEN. & DIS. CORP. LTD.	HYDRO-HYDRO	TAMILNADU	4.00	0.00	0.00	0.00	0.00	573.00
581	STATE SECTOR	TN GEN. & DIS. CORP. LTD.	HYDRO-HYDRO	TAMILNADU	8.00	0.00	0.00	0.00	0.00	573.00
582	STATE SECTOR	TN GEN. & DIS. CORP. LTD.	HYDRO-HYDRO	TAMILNADU	110.00	0.00	0.00	0.00	0.00	573.00
583	STATE SECTOR	TN GEN. & DIS. CORP. LTD.	HYDRO-HYDRO	TAMILNADU	1.30	0.00	0.00	0.00	0.00	573.00
584	STATE SECTOR	TSPGENCO	HYDRO-HYDRO	TELANGANA	900.00	2056.31	0.00	202.00	0.00	202.00
585	STATE SECTOR	TSPGENCO	HYDRO-HYDRO	TELANGANA	234.00	332.15	0.00	362.00	0.00	362.00
586	STATE SECTOR	KSEB	HYDRO-HYDRO	KERALA	37.50	144.50	66.00	0.00	0.00	91.00
587	STATE SECTOR	KSEB	HYDRO-HYDRO	KERALA	51.20	182.72	66.00	0.00	0.00	91.00
588	STATE SECTOR	KSEB	HYDRO-HYDRO	KERALA	77.65	445.44	66.00	0.00	0.00	91.00
589	STATE SECTOR	KSEB	HYDRO-HYDRO	KERALA	32.40	213.17	66.00	0.00	0.00	91.00
590	STATE SECTOR	KSEB	HYDRO-HYDRO	KERALA	52.00	309.42	91.00	0.00	0.00	91.00
591	STATE SECTOR	KSEB	HYDRO-HYDRO	KERALA	54.00	262.62	66.00	0.00	0.00	91.00
592	STATE SECTOR	KSEB	HYDRO-HYDRO	KERALA	340.00	2047.69	91.00	0.00	0.00	91.00
593	STATE SECTOR	KSEB	HYDRO-HYDRO	KERALA	228.80	761.31	66.00	0.00	0.00	91.00
594	STATE SECTOR	KSEB	HYDRO-HYDRO	KERALA	780.00	3709.68	66.00	0.00	0.00	91.00
595	STATE SECTOR	KSEB	HYDRO-HYDRO	KERALA	75.00	381.21	66.00	0.00	0.00	91.00
596	STATE SECTOR	KSEB	HYDRO-HYDRO	KERALA	15.00	59.89	66.00	0.00	0.00	91.00
597	STATE SECTOR	KSEB	HYDRO-HYDRO	KERALA	3.00	10.52	66.00	0.00	0.00	91.00
598	STATE SECTOR	KSEB	HYDRO-HYDRO	KERALA	180.00	811.91	66.00	0.00	0.00	91.00
599	STATE SECTOR	KSEB	HYDRO-HYDRO	KERALA	2.00	6.52	66.00	0.00	0.00	91.00
600	STATE SECTOR	KSEB	HYDRO-HYDRO	KERALA	50.00	272.69	66.00	0.00	0.00	91.00
601	STATE SECTOR	KSEB	HYDRO-HYDRO	KERALA	2.50	3.88	66.00	0.00	0.00	91.00
602	STATE SECTOR	KSEB	HYDRO-HYDRO	KERALA	2.70	5.03	66.00	0.00	0.00	91.00
603	STATE SECTOR	KSEB	HYDRO-HYDRO	KERALA	3.75	7.81	66.00	0.00	0.00	91.00
604	STATE SECTOR	KSEB	HYDRO-HYDRO	KERALA	3.75	8.86	66.00	0.00	0.00	91.00
605	STATE SECTOR	KSEB	HYDRO-HYDRO	KERALA	2.40	5.76	66.00	0.00	0.00	91.00
606	STATE SECTOR	KSEB	HYDRO-HYDRO	KERALA	10.50	28.07	66.00	0.00	0.00	91.00
607	STATE SECTOR	KSEB	HYDRO-HYDRO	KERALA	3.50	6.94	66.00	0.00	0.00	91.00
608	STATE SECTOR	KSEB	HYDRO-HYDRO	KERALA	4.80	13.64	66.00	0.00	0.00	91.00
609	STATE SECTOR	KSEB	HYDRO-HYDRO	KERALA	4.00	10.28	66.00	0.00	0.00	91.00
610	STATE SECTOR	KSEB	THERMAL-DIESEL	KERALA	96.00	0.00	0.00	0.00	0.00	91.00
611	STATE SECTOR	KSEB	HYDRO-HYDRO	KERALA	1.25	0.00	66.00	0.00	0.00	91.00
612	STATE SECTOR	KSEB	HYDRO-HYDRO	KERALA	7.50	19.13	66.00	0.00	0.00	91.00
613	STATE SECTOR	KSEB	HYDRO-HYDRO	KERALA	2.50	8.34	66.00	0.00	0.00	91.00
614	STATE SECTOR	KSEB	HYDRO-HYDRO	KERALA	3.50	11.95	66.00	0.00	0.00	91.00
615	STATE SECTOR	KSEB	HYDRO-HYDRO	KERALA	15.00	49.23	66.00	0.00	0.00	91.00
616	STATE SECTOR	KSEB	HYDRO-HYDRO	KERALA	3.60	10.01	0.00	0.00	0.00	91.00
617	STATE SECTOR	KSEB	HYDRO-HYDRO	KERALA	6.00	7.31	66.00	0.00	0.00	91.00
618	STATE SECTOR	KSEB	HYDRO-HYDRO	KERALA	3.00	7.49	66.00	0.00	0.00	91.00
619	STATE SECTOR	GGPP	THERMAL-GAS	ANDHRA PRADESH	216.00	490.60	302.00	20.00	220.00	240.00
620	PRIVATE SECTOR	IA HYDRO ENERGY PVT LTD	HYDRO-HYDRO	HIMACHAL PRADESH	36.00	144.57	4.66	0.00	0.00	384.00

RATE OF SALE OF POWER FOR THE YEAR 2021-22

621	PRIVATE SECTOR	DIL	THERMAL-COAL	MAHARASHTRA	300.00	1754.00	413.00	120.00	287.00	407.00
622	PRIVATE SECTOR	DIL	THERMAL-COAL	MAHARASHTRA	300.00	1922.00		181.00	247.00	428.00
623	STATE SECTOR	DHPD	HYDRO-HYDRO	ARUNACHAL PRADESH	0.03	43.58	329.00	0.00	306.00	306.00
624	STATE SECTOR	DHPD	HYDRO-HYDRO	ARUNACHAL PRADESH	0.03	70.19	329.00	0.00	306.00	306.00
625	STATE SECTOR	DHPD	HYDRO-HYDRO	ARUNACHAL PRADESH	0.10	42.11	329.00	0.00	306.00	306.00
626	STATE SECTOR	DHPD	HYDRO-HYDRO	ARUNACHAL PRADESH	0.10	43.62	329.00	0.00	306.00	306.00
627	STATE SECTOR	DHPD	HYDRO-HYDRO	ARUNACHAL PRADESH	0.10	95.36	329.00	0.00	306.00	306.00
628	STATE SECTOR	DHPD	HYDRO-HYDRO	ARUNACHAL PRADESH	0.100	38.41	329.00	0.00	306.00	306.00
629	STATE SECTOR	DHPD	HYDRO-HYDRO	ARUNACHAL PRADESH	0.100	60.82	329.00	0.00	306.00	306.00
630	STATE SECTOR	DHPD	HYDRO-HYDRO	ARUNACHAL PRADESH	6.00	9245.34	329.00	0.00	306.00	306.00
631	STATE SECTOR	DHPD	HYDRO-HYDRO	ARUNACHAL PRADESH	1.50	154.92	329.00	0.00	306.00	306.00
632	STATE SECTOR	DHPD	HYDRO-HYDRO	ARUNACHAL PRADESH	3.00	3611.71	329.00	0.00	306.00	306.00
633	STATE SECTOR	DHPD	HYDRO-HYDRO	ARUNACHAL PRADESH	0.05	70.51	329.00	0.00	306.00	306.00
634	STATE SECTOR	DHPD	HYDRO-HYDRO	ARUNACHAL PRADESH	0.10	47.61	329.00	0.00	306.00	306.00
635	STATE SECTOR	DHPD	HYDRO-HYDRO	ARUNACHAL PRADESH	0.100	0.00	329.00	0.00	306.00	306.00
636	STATE SECTOR	DHPD	HYDRO-HYDRO	ARUNACHAL PRADESH	0.100	15.60	329.00	0.00	306.00	306.00
637	STATE SECTOR	DHPD	HYDRO-HYDRO	ARUNACHAL PRADESH	6.00	4217.26	535.00	0.00	304.00	304.00
638	STATE SECTOR	DHPD	HYDRO-HYDRO	ARUNACHAL PRADESH	1.00	1183.08	329.00	0.00	306.00	306.00
639	STATE SECTOR	DHPD	HYDRO-HYDRO	ARUNACHAL PRADESH	0.75	1042.42	329.00	0.00	306.00	306.00
640	STATE SECTOR	DHPD	HYDRO-HYDRO	ARUNACHAL PRADESH	2.00	2274.38	329.00	0.00	306.00	306.00
641	STATE SECTOR	DHPD	HYDRO-HYDRO	ARUNACHAL PRADESH	0.30	0.00	329.00	0.00	306.00	306.00
642	STATE SECTOR	DHPD	HYDRO-HYDRO	ARUNACHAL PRADESH	1.00	628.17	329.00	0.00	306.00	306.00
643	STATE SECTOR	DHPD	HYDRO-HYDRO	ARUNACHAL PRADESH	1.50	85.26	329.00	0.00	306.00	306.00
644	STATE SECTOR	DHPD	HYDRO-HYDRO	ARUNACHAL PRADESH	0.20	106.81	329.00	0.00	306.00	306.00
645	STATE SECTOR	DHPD	HYDRO-HYDRO	ARUNACHAL PRADESH	0.03	0.00	329.00	0.00	306.00	306.00
646	STATE SECTOR	DHPD	HYDRO-HYDRO	ARUNACHAL PRADESH	1.00	1090.74	329.00	0.00	306.00	306.00

RATE OF SALE OF POWER FOR THE YEAR 2021-22

647	STATE SECTOR	DHPD	HYDRO-HYDRO	ARUNACHAL PRADESH	0.03	0.00	329.00	0.00	306.00	306.00
648	STATE SECTOR	DHPD	HYDRO-HYDRO	ARUNACHAL PRADESH	0.03	0.00	329.00	0.00	306.00	306.00
649	STATE SECTOR	DHPD	HYDRO-HYDRO	ARUNACHAL PRADESH	0.06	37.31	329.00	0.00	306.00	306.00
650	STATE SECTOR	DHPD	HYDRO-HYDRO	ARUNACHAL PRADESH	0.20	0.00	329.00	0.00	306.00	306.00
651	STATE SECTOR	DHPD	HYDRO-HYDRO	ARUNACHAL PRADESH	0.10	131.26	329.00	0.00	306.00	306.00
652	STATE SECTOR	DHPD	HYDRO-HYDRO	ARUNACHAL PRADESH	0.30	0.00	329.00	0.00	306.00	306.00
653	STATE SECTOR	DHPD	HYDRO-HYDRO	ARUNACHAL PRADESH	0.03	0.00	329.00	0.00	306.00	306.00
654	STATE SECTOR	DHPD	HYDRO-HYDRO	ARUNACHAL PRADESH	3.00	5501.22	329.00	0.00	306.00	306.00
655	STATE SECTOR	DHPD	HYDRO-HYDRO	ARUNACHAL PRADESH	0.10	307.41	329.00	0.00	306.00	306.00
656	STATE SECTOR	DHPD	HYDRO-HYDRO	ARUNACHAL PRADESH	0.10	357.06	329.00	0.00	306.00	306.00
657	STATE SECTOR	DHPD	HYDRO-HYDRO	ARUNACHAL PRADESH	0.50	197.57	329.00	0.00	306.00	306.00
658	STATE SECTOR	DHPD	HYDRO-HYDRO	ARUNACHAL PRADESH	0.05	0.00	329.00	0.00	306.00	306.00
659	STATE SECTOR	DHPD	HYDRO-HYDRO	ARUNACHAL PRADESH	0.05	0.00	363.00	0.00	306.00	306.00
660	STATE SECTOR	DHPD	HYDRO-HYDRO	ARUNACHAL PRADESH	0.10	0.00	363.00	0.00	306.00	306.00
661	STATE SECTOR	DHPD	HYDRO-HYDRO	ARUNACHAL PRADESH	0.50	752.40	552.00	0.00	368.00	368.00
662	STATE SECTOR	DHPD	HYDRO-HYDRO	ARUNACHAL PRADESH	0.03	0.00	552.00	0.00	368.00	368.00
663	STATE SECTOR	DHPD	HYDRO-HYDRO	ARUNACHAL PRADESH	0.01	0.00	363.00	0.00	306.00	306.00
664	STATE SECTOR	DHPD	HYDRO-HYDRO	ARUNACHAL PRADESH	1.00	790.03	389.00	0.00	304.00	304.00
665	STATE SECTOR	DHPD	HYDRO-HYDRO	ARUNACHAL PRADESH	0.03	0.00	363.00	0.00	306.00	306.00
666	STATE SECTOR	DHPD	HYDRO-HYDRO	ARUNACHAL PRADESH	0.03	0.00	363.00	0.00	306.00	306.00
667	STATE SECTOR	DHPD	HYDRO-HYDRO	ARUNACHAL PRADESH	2.00	1377.79	363.00	0.00	306.00	306.00
668	STATE SECTOR	DHPD	HYDRO-HYDRO	ARUNACHAL PRADESH	0.10	182.99	363.00	0.00	306.00	306.00
669	STATE SECTOR	DHPD	HYDRO-HYDRO	ARUNACHAL PRADESH	4.50	3065.11	363.00	0.00	306.00	306.00
670	STATE SECTOR	DHPD	HYDRO-HYDRO	ARUNACHAL PRADESH	0.03	0.00	363.00	0.00	306.00	306.00
671	STATE SECTOR	DHPD	HYDRO-HYDRO	ARUNACHAL PRADESH	4.00	644.16	363.00	0.00	306.00	306.00
672	STATE SECTOR	DHPD	HYDRO-HYDRO	ARUNACHAL PRADESH	0.03	0.00	363.00	0.00	306.00	306.00
673	STATE SECTOR	DHPD	HYDRO-HYDRO	ARUNACHAL PRADESH	0.20	0.02	363.00	0.00	306.00	306.00

RATE OF SALE OF POWER FOR THE YEAR 2021-22

674	STATE SECTOR	DHPD	HYDRO-HYDRO	ARUNACHAL PRADESH	1.00	0.00	363.00	0.00	306.00	306.00
675	STATE SECTOR	DHPD	HYDRO-HYDRO	ARUNACHAL PRADESH	0.40	0.00	363.00	0.00	306.00	306.00
676	STATE SECTOR	DHPD	HYDRO-HYDRO	ARUNACHAL PRADESH	0.25	2.43	363.00	0.00	306.00	306.00
677	STATE SECTOR	DHPD	HYDRO-HYDRO	ARUNACHAL PRADESH	0.03	0.00	363.00	0.00	306.00	306.00
678	STATE SECTOR	DHPD	HYDRO-HYDRO	ARUNACHAL PRADESH	0.10	0.00	363.00	0.00	306.00	306.00
679	STATE SECTOR	DHPD	HYDRO-HYDRO	ARUNACHAL PRADESH	0.03	0.00	363.00	0.00	306.00	306.00
680	STATE SECTOR	DHPD	HYDRO-HYDRO	ARUNACHAL PRADESH	0.100	110.83	329.00	0.00	306.00	306.00
681	STATE SECTOR	DHPD	HYDRO-HYDRO	ARUNACHAL PRADESH	0.40	374.21	329.00	0.00	306.00	306.00
682	STATE SECTOR	DHPD	HYDRO-HYDRO	ARUNACHAL PRADESH	2.00	187.94	329.00	0.00	306.00	306.00
683	STATE SECTOR	DHPD	HYDRO-HYDRO	ARUNACHAL PRADESH	0.30	0.00	329.00	0.00	306.00	306.00
684	STATE SECTOR	DHPD	HYDRO-HYDRO	ARUNACHAL PRADESH	0.05	0.00	329.00	0.00	306.00	306.00
685	STATE SECTOR	DHPD	HYDRO-HYDRO	ARUNACHAL PRADESH	6.00	1856.90	329.00	0.00	306.00	306.00
686	STATE SECTOR	DHPD	HYDRO-HYDRO	ARUNACHAL PRADESH	0.05	0.00	329.00	0.00	306.00	306.00
687	STATE SECTOR	DHPD	HYDRO-HYDRO	ARUNACHAL PRADESH	0.03	0.00	329.00	0.00	306.00	306.00
688	STATE SECTOR	DHPD	HYDRO-HYDRO	ARUNACHAL PRADESH	0.15	224.56	329.00	0.00	306.00	306.00
689	STATE SECTOR	DHPD	HYDRO-HYDRO	ARUNACHAL PRADESH	0.05	51.45	329.00	0.00	306.00	306.00
690	STATE SECTOR	DHPD	HYDRO-HYDRO	ARUNACHAL PRADESH	0.50	1354.06	329.00	0.00	306.00	306.00
691	STATE SECTOR	DHPD	HYDRO-HYDRO	ARUNACHAL PRADESH	0.05	42.49	329.00	0.00	306.00	306.00
692	STATE SECTOR	DHPD	HYDRO-HYDRO	ARUNACHAL PRADESH	0.05	0.00	329.00	0.00	306.00	306.00
693	STATE SECTOR	DHPD	HYDRO-HYDRO	ARUNACHAL PRADESH	0.75	0.00	329.00	0.00	306.00	306.00
694	STATE SECTOR	DHPD	HYDRO-HYDRO	ARUNACHAL PRADESH	0.75	0.00	329.00	0.00	306.00	306.00
695	STATE SECTOR	DHPD	HYDRO-HYDRO	ARUNACHAL PRADESH	0.45	0.00	329.00	0.00	306.00	306.00
696	STATE SECTOR	DHPD	HYDRO-HYDRO	ARUNACHAL PRADESH	0.40	70.35	329.00	0.00	306.00	306.00
697	STATE SECTOR	DHPD	HYDRO-HYDRO	ARUNACHAL PRADESH	0.10	0.00	329.00	0.00	306.00	306.00
698	STATE SECTOR	DHPD	HYDRO-HYDRO	ARUNACHAL PRADESH	0.25	0.00	329.00	0.00	306.00	306.00
699	STATE SECTOR	DHPD	HYDRO-HYDRO	ARUNACHAL PRADESH	0.15	0.00	329.00	0.00	306.00	306.00
700	STATE SECTOR	DHPD	HYDRO-HYDRO	ARUNACHAL PRADESH	0.50	1029.25	329.00	0.00	306.00	306.00
701	STATE SECTOR	DHPD	HYDRO-HYDRO	ARUNACHAL PRADESH	0.04	42.30	329.00	0.00	306.00	306.00

RATE OF SALE OF POWER FOR THE YEAR 2021-22

702	STATE SECTOR	DHPD	HYDRO-HYDRO	ARUNACHAL PRADESH	0.04	49.02	329.00	0.00	306.00	306.00
703	STATE SECTOR	DHPD	HYDRO-HYDRO	ARUNACHAL PRADESH	0.03	34.27	329.00	0.00	306.00	306.00
704	STATE SECTOR	DHPD	HYDRO-HYDRO	ARUNACHAL PRADESH	0.50	777.86	329.00	0.00	306.00	306.00
708	STATE SECTOR	DHPD	HYDRO-HYDRO	ARUNACHAL PRADESH	0.40	44.57	329.00	0.00	306.00	306.00
709	STATE SECTOR	DHPD	HYDRO-HYDRO	ARUNACHAL PRADESH	0.05	23.66	329.00	0.00	306.00	306.00
710	STATE SECTOR	DHPD	HYDRO-HYDRO	ARUNACHAL PRADESH	0.10	0.00	329.00	0.00	306.00	306.00
711	STATE SECTOR	DHPD	HYDRO-HYDRO	ARUNACHAL PRADESH	2.00	2008.01	329.00	0.00	306.00	306.00
712	STATE SECTOR	DHPD	HYDRO-HYDRO	ARUNACHAL PRADESH	0.50	530.36	329.00	0.00	306.00	306.00
713	STATE SECTOR	DHPD	HYDRO-HYDRO	ARUNACHAL PRADESH	0.50	706.14	329.00	0.00	306.00	306.00
714	STATE SECTOR	DHPD	HYDRO-HYDRO	ARUNACHAL PRADESH	0.15	162.62	329.00	0.00	306.00	306.00
715	STATE SECTOR	DHPD	HYDRO-HYDRO	ARUNACHAL PRADESH	0.20	281.32	329.00	0.00	306.00	306.00
716	STATE SECTOR	DHPD	HYDRO-HYDRO	ARUNACHAL PRADESH	0.25	666.76	329.00	0.00	306.00	306.00
717	STATE SECTOR	DHPD	HYDRO-HYDRO	ARUNACHAL PRADESH	0.10	125.19	329.00	0.00	306.00	306.00
718	STATE SECTOR	DHPD	HYDRO-HYDRO	ARUNACHAL PRADESH	0.05	164.11	329.00	0.00	306.00	306.00
719	STATE SECTOR	DHPD	HYDRO-HYDRO	ARUNACHAL PRADESH	0.05	94.88	329.00	0.00	306.00	306.00
720	STATE SECTOR	DHPD	HYDRO-HYDRO	ARUNACHAL PRADESH	0.03	59.07	329.00	0.00	306.00	306.00
721	STATE SECTOR	DHPD	HYDRO-HYDRO	ARUNACHAL PRADESH	0.01	2.01	329.00	0.00	306.00	306.00
722	STATE SECTOR	DHPD	HYDRO-HYDRO	ARUNACHAL PRADESH	0.05	0.00	329.00	0.00	306.00	306.00
723	STATE SECTOR	DHPD	HYDRO-HYDRO	ARUNACHAL PRADESH	0.02	0.00	329.00	0.00	306.00	306.00
724	STATE SECTOR	DHPD	HYDRO-HYDRO	ARUNACHAL PRADESH	0.13	0.00	329.00	0.00	306.00	306.00
725	STATE SECTOR	DHPD	HYDRO-HYDRO	ARUNACHAL PRADESH	0.05	0.00	329.00	0.00	306.00	306.00
726	STATE SECTOR	DHPD	HYDRO-HYDRO	ARUNACHAL PRADESH	0.03	0.00	329.00	0.00	306.00	306.00
727	STATE SECTOR	DHPD	HYDRO-HYDRO	ARUNACHAL PRADESH	0.55	1187.49	329.00	0.00	306.00	306.00
728	STATE SECTOR	DHPD	HYDRO-HYDRO	ARUNACHAL PRADESH	0.20	810.82	329.00	0.00	306.00	306.00
729	STATE SECTOR	DHPD	HYDRO-HYDRO	ARUNACHAL PRADESH	0.03	3.56	329.00	0.00	306.00	306.00
730	STATE SECTOR	DHPD	HYDRO-HYDRO	ARUNACHAL PRADESH	0.01	0.00	329.00	0.00	306.00	306.00
731	STATE SECTOR	DHPD	HYDRO-HYDRO	ARUNACHAL PRADESH	0.10	171.58	329.00	0.00	306.00	306.00

RATE OF SALE OF POWER FOR THE YEAR 2021-22

732	STATE SECTOR	DHPD	HYDRO-HYDRO	ARUNACHAL PRADESH	0.10	0.00	329.00	0.00	306.00	306.00
733	STATE SECTOR	DHPD	HYDRO-HYDRO	ARUNACHAL PRADESH	0.50	1230.10	329.00	0.00	306.00	306.00
734	STATE SECTOR	DHPD	HYDRO-HYDRO	ARUNACHAL PRADESH	0.40	0.00	329.00	0.00	306.00	306.00
735	STATE SECTOR	DHPD	HYDRO-HYDRO	ARUNACHAL PRADESH	0.06	0.00	329.00	0.00	306.00	306.00
736	STATE SECTOR	DHPD	HYDRO-HYDRO	ARUNACHAL PRADESH	0.10	0.00	329.00	0.00	306.00	306.00
737	STATE SECTOR	DHPD	HYDRO-HYDRO	ARUNACHAL PRADESH	0.20	259.91	329.00	0.00	306.00	306.00
738	STATE SECTOR	DHPD	HYDRO-HYDRO	ARUNACHAL PRADESH	0.06	0.00	329.00	0.00	306.00	306.00
739	STATE SECTOR	DHPD	HYDRO-HYDRO	ARUNACHAL PRADESH	0.60	875.31	329.00	0.00	306.00	306.00
740	STATE SECTOR	DHPD	HYDRO-HYDRO	ARUNACHAL PRADESH	1.00	37.82	329.00	0.00	306.00	306.00
741	STATE SECTOR	DHPD	HYDRO-HYDRO	ARUNACHAL PRADESH	0.10	0.00	329.00	0.00	306.00	306.00
742	STATE SECTOR	DHPD	HYDRO-HYDRO	ARUNACHAL PRADESH	0.10	0.00	329.00	0.00	306.00	306.00
743	STATE SECTOR	DHPD	HYDRO-HYDRO	ARUNACHAL PRADESH	0.30	59.67	529.00	0.00	0.00	306.00
744	STATE SECTOR	DHPD	HYDRO-HYDRO	ARUNACHAL PRADESH	3.00	1071.07	388.00	0.00	0.00	306.00
745	STATE SECTOR	DHPD	HYDRO-HYDRO	ARUNACHAL PRADESH	2.00	2630.05	329.00	0.00	306.00	306.00
746	STATE SECTOR	DHPD	HYDRO-HYDRO	ARUNACHAL PRADESH	2.00	1013.87	329.00	0.00	306.00	306.00
747	STATE SECTOR	DHPD	HYDRO-HYDRO	ARUNACHAL PRADESH	0.20	89.66	329.00	0.00	306.00	306.00
748	STATE SECTOR	DHPD	HYDRO-HYDRO	ARUNACHAL PRADESH	0.03	31.44	329.00	0.00	306.00	306.00
749	STATE SECTOR	DHPD	HYDRO-HYDRO	ARUNACHAL PRADESH	0.25	256.29	329.00	0.00	306.00	306.00
750	STATE SECTOR	DHPD	HYDRO-HYDRO	ARUNACHAL PRADESH	0.50	248.32	329.00	0.00	306.00	306.00
751	PRIVATE SECTOR	BUDHIL	HYDRO-HYDRO	HIMACHAL PRADESH	70.00	251.62	0.00	173.40	173.40	346.80
752	PRIVATE SECTOR	SASAN POWER LTD	THERMAL-COAL	MADHYA PRADESH	3960.00	29843.44	0.00	16.81	135.88	152.69
753	CENTRAL SECTOR	NEEPCO	HYDRO-HYDRO	ARUNACHAL PRADESH	600.00	2570330.70	245.00	0.00	454.28	454.28
754	PRIVATE SECTOR	Maruti Clean Coal and Power Limited	THERMAL-COAL	CHHATTISGARH	300.00	1967.71	207.50	0.00	0.00	344.01
755	CENTRAL SECTOR	Bhartiya rail bijlee compnay limited	THERMAL-COAL	BIHAR	10000.00	5653.01	232.06	243.04	228.64	471.68
756	PRIVATE SECTOR	LANCO anpara	THERMAL-COAL	UTTAR PRADESH	1200.00	7809.67	0.00	77.00	197.00	274.00
757	PRIVATE SECTOR	A&N ISLAND	THERMAL-DIESEL	A&N ISLAND	10.00	12496.83	0.00	29.51	6.85	3636.00
758	PRIVATE SECTOR	A&N ISLAND	THERMAL-DIESEL	A&N ISLAND	0.88	300.88	0.00	29.51	6.85	3636.00
759	STATE SECTOR	DHPD	HYDRO-HYDRO	ARUNACHAL PRADESH	1.50	555.96	0.00	0.00	0.00	306.00

RATE OF SALE OF POWER FOR THE YEAR 2021-22

760	STATE SECTOR	DHPD	HYDRO-HYDRO	ARUNACHAL PRADESH	0.20	48.84	0.00	0.00	0.00	306.00
761	STATE SECTOR	DHPD	HYDRO-HYDRO	ARUNACHAL PRADESH	0.50	6.75	0.00	0.00	0.00	306.00
762	STATE SECTOR	DHPD	HYDRO-HYDRO	ARUNACHAL PRADESH	0.14	229.96	329.00	0.00	306.00	306.00
763	STATE SECTOR	DHPD	HYDRO-HYDRO	ARUNACHAL PRADESH	0.01	16.59	0.00	0.00	0.00	306.00
764	STATE SECTOR	DHPD	HYDRO-HYDRO	ARUNACHAL PRADESH	0.50	504.14	0.00	0.00	0.00	306.00
765	STATE SECTOR	DHPD	HYDRO-HYDRO	ARUNACHAL PRADESH	4.50	1869.26	0.00	0.00	0.00	306.00
766	STATE SECTOR	DHPD	HYDRO-HYDRO	ARUNACHAL PRADESH	2.00	2008.01	329.00	0.00	306.00	306.00
767	STATE SECTOR	DHPD	HYDRO-HYDRO	ARUNACHAL PRADESH	0.50	86.02	0.00	0.00	0.00	306.00
768	STATE SECTOR	DHPD	HYDRO-HYDRO	ARUNACHAL PRADESH	0.03	0.00	329.00	0.00	306.00	306.00
769	STATE SECTOR	DHPD	HYDRO-HYDRO	ARUNACHAL PRADESH	0.13	0.00	329.00	0.00	306.00	306.00

Outstanding Dues (More than 45 days) Of Power Utilities (Principal and Surcharge) Payable to Central Public Sector Undertakings (CPSU)-Based upon the information received from CPSUs upto 29th February'24

All Figures in Rs Crores

	State Utility	
1	TOTAL (Haryana)	13.08
2	TOTAL (Himachal)	132.27
3	TOTAL (Delhi)	417.83
4	TOTAL (J&K)	930.05
5	TOTAL (Punjab)	206.65
6	TOTAL (Rajasthan)	203.63
7	HWB (KOTA)	134.81
8	TOTAL (Uttar Pradesh)	228.38
9	UPCL /UTPCL	2.44
10	CPDD	100.59
11	TOTAL (Others)	0.06
12	GUVNL	2.81
13	HWB (Gujarat)	0
14	GOA ED	17.4
15	TOTAL (Madhya Pradesh)	1063.77
16	TOTAL(CHHATTISGARH)	0
17	MPSEB	0
18	MSEDCL	242.3
19	DADRA NAGAR & SILVASA	0
20	Electricity Department	0
21	DAMAN & DIU	0
22	BARC	0
23	IGCAR	0
24	TOTAL (Andhra Pradesh)	493.1
25	TOTAL (Karnataka)	1300.29
26	TSNPDCL/TSSPDCL	1190.33
27	KSEB	188.4
28	TNEB/TANGEDCO	7649.46
29	Puducherry	6.21
30	PED	0
31	Others	0
32	BHAVINI	11.2
33	AUGF	0.12
34	DVC	0
35	BIHAR(NBPDCL/SBPCL/BSEB)	1158.94
36	Sikkim Electricity Department	5.11
37	WBSEB	0
38	JBVNL/JUVNL	2155.25
39	GRIDCO	0
40	TOTAL (Others)	0
41	APDCL	0
42	Manipur Electricity Department	31.42
43	MeEcl/MeSEB	0.01
44	Mizoram Electricity Department	47.03
45	Department of Power, Nagaland	0
46	TSECL	209.67
47	A&N Electricity Deptt	1.72
48	PGCIL	0
49	Noida Power Company Limited	0
	GRAND-TOTAL	18144.33