



भारत सरकार

Government of India

विद्युत मंत्रालय

Ministry of Power

केन्द्रीय विद्युत प्राधिकरण

Central Electricity Authority

Executive Summary on Power Sector

September-2023

Executive Summary for the Month of September-2023		
Contents		
SN	Section A - Highlights of Power Sector	Page
1	Electricity Generation	1A & 1B
2	Generating Capacity Addition	2
3	List of Projects Commissioned	3
4	All India Installed Capacity (MW) Region-wise	3
5	All India Installed Capacity (MW) Sector-wise	4
6	Transmission Lines Added during the month	5
7	Transformation Capacity Addition	6
8	Power Supply Position (Energy & Peak)	7
9	Peak Shortage of Power Supply (MW) in Different Regions	8-9
10	All India PLF Sector-wise	10
11	Trend of T & D and AT & C Losses (%)	11
12	All India Village Electrification Status	
13	Average cost of Power & Average Realisation	
14	All India Coal consumption for Power Generation (MT)	
Section B - Capacity Addition		
1	Capacity Addition Targets and Achievements in 12th Plan, 2017-18 , 2018-19 ,2019-20, 2020-21 and 2022-23	12
2	Capacity Addition Targets & Achievements during Sep-2023 and Apr-23 to Sep-23	13
3	Installed Capacity in various Regions including their shares.	14-19
Section C - Transmission Lines		
1	Executive summary of Target and Achievement of Transmission Lines during 2023-24	20(1)
2	List of Transmission Lines Commissioned in the month.	20(2)
Section D - Substation		
1	Executive summary of Target and Achievement of Substations during 2023-24	21(1)
2	Sub Stations (220 kV and above) commissioned/Ready for commissioning in the month.	21(2)
Section E - Electricity Generation		
1	Electricity Generation (MU) Targets and Achievements for 2023-24	22
Section F - Power Supply Position		
1	Energy Power Supply Position (Provisional) for the month.	23
2	Peak Power Supply Position (Provisional) for the month.	24
3	Energy Power Supply Position (Revised) for Aug-2023 and during Apr-23 to Aug-23	25
4	Peak Power Supply Position (Revised) for Aug-2023 and during Apr-23 to Aug-23	26
6	Power Supply to Agricultural Sector during Sep-2023	27
Section G - Growth of Power Sector		
1	Growth of Rural Electrification & Pump Sets Energisation	28
2	Growth of Installed Capacity since 6th Plan	29
3	Growth of Transmission Sector since 6th Plan	30
4	All India Yearly Coal consumption for Power Generation (Utilities)	31
5	All India Annual Per Capita Consumption of Electricity since 2006	
6	Average cost of power supply & Average realisation (Paisa/kWh)	
Section H - Rate of Sale of Power		
1	Rate of sale of power for the year 2021-22	32-47
2	Outstanding dues of Power Utilities Payable to CPSUs.	48

ABBREVIATION

Sr.No	Short Form	Full Form
1	Ach	Achievements
2	ACS	Average Cost of Supply
3	ARR	Average Revenue Realization
4	AT&C	Aggregate Technical and Commercial
5	BU	Billion Units
6	CEA	Central Electricity Authority
7	CKMs	Circuit Kilo Meters
8	CPSUs	Central Public Sector Undertakings
9	DVC	Damodar Valley Corporation
10	HVDC	High Voltage Direct Current Transmission
11	IPP	Independent Power Producer
12	IR	Inter Regional
13	kV	Kilo Volts
14	kWh	Kilo Watt Hours
15	MT	Million Tonnes
16	MU	Million Units
17	MVA	Mega Volt Ampere
18	MW	Mega Watt
19	NA	Not Applicable
20	PLF	Plant Load Factor
21	RES	Renewable Energy Sources
22	SLDC	State Load Dispatch Centre
23	T&D	Transmission and Distribution
24	UTL.	Utilities
25	w.r.t	With Respect To

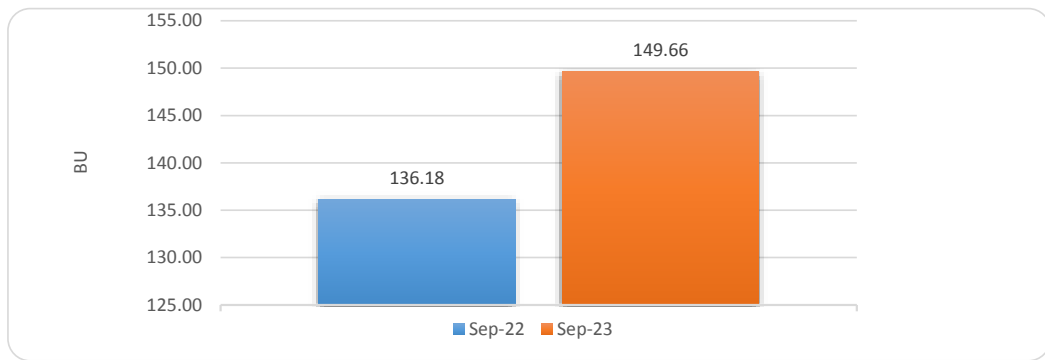
Section A - Highlights of Power Sector for September 2023

SN	Contents	Page
1	Electricity Generation	1A & 1B
2	Generating Capacity Addition (MW)	2
3	List of Projects Commissioned	3
4	All India Installed Capacity (MW) Region-wise	3
5	All India Installed Capacity (MW) Sector-wise	4
6	Transmission Lines Added (Ckms)	5
7	Transformation Capacity Addition (MVA)	6
8	Power Supply Position (Energy & Peak)	7
9	Peak Shortage of Power Supply (MW) in Different Regions	8-9
10	All India PLF Sector-wise	10
11	T & D and AT & C Losses (%)	11
12	All India Village Electrification	
13	Average Cost of Power & Average Revenue Realisation	
14	All India Coal Consumption for Power Generation (MT)	

1. Electricity Generation for Sep-2023 (BU)

Type	Achievement	Targets	Achievement*	% Change of Achievement w.r.t. Sep-2022
	Sep-22	Sep-23	Sep-23	
Thermal	93.25	103.12	108.70	16.57
Nuclear	3.40	3.99	4.50	32.31
Hydro (Large)	22.00	19.53	16.36	-25.62
RES including SHP	16.19	17.99	19.15	18.33
Bhutan Import	1.34	0.85	0.94	-29.65
All India	136.18	145.47	149.66	9.90

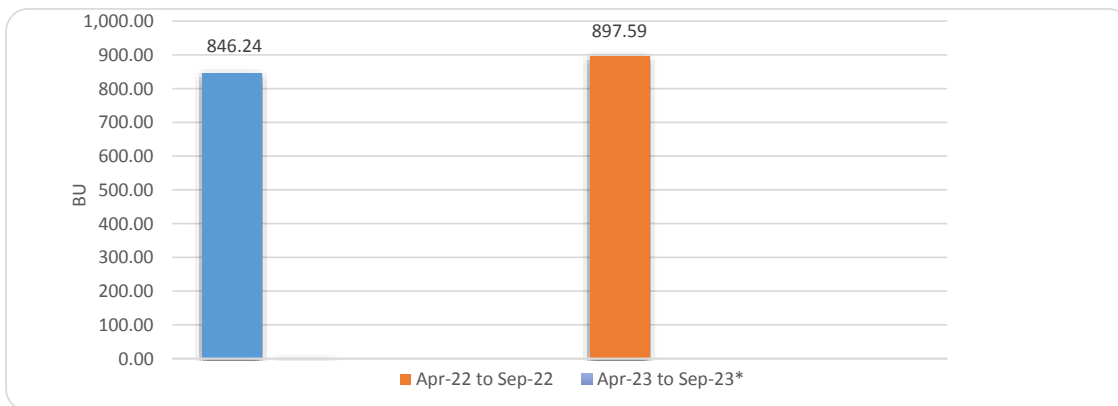
*Provisional



1.1 Electricity Generation During Apr-22 to Sep-22 & Apr-23 to Sep-23 (BU)

Type	Apr-22 to Sep-22	Apr-23 to Sep-23*	% Change w.r.t Apr-22 to Sep-22
Thermal	606.45	654.25	7.88
Nuclear	21.92	23.05	5.14
Hydro (Large)	103.23	90.77	-12.08
RES including SHP	109.13	125.32	14.84
Bhutan Import	5.51	4.21	-23.55
All India	846.24	897.59	6.07

* Provisional



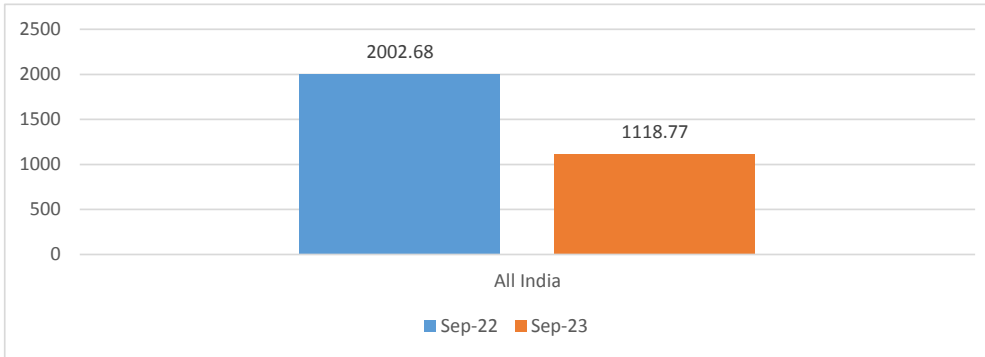
Electricity Generation (including Hydro) (in BU)								
Sep-2023*			Sep-2022			% Growth		
Conventional Sources*	Renewable Sources*	Total*	Conventional Sources	Renewable Sources	Total	Growth in Conventional Generation	Growth in Renewable Generation	Growth in Total Generation
130.51	19.15	149.66	119.99	16.19	136.18	8.77	18.33	9.90
Electricity Generation (including Hydro as RES) (in BU)								
Conventional Sources*	Renewable Sources*	Total*	Conventional Sources	Renewable Sources	Total	Growth in Conventional Generation	Growth in Renewable Generation	Growth in Total Generation
114.15	35.51	149.66	97.99	38.18	136.18	16.48	-6.99	9.90
All India Generation From Renewables (All Figures are in BU)								
Sl.No.	Source-Wise All India Generation from Renewables	For the Month of		Cumulative for the period				
		Aug-2023	Aug-2022	Apr-23 to August-23	Apr-22 to August-22			
1	Wind	12.39	8.69	48.77	42.97			
2	Solar	9.33	7.43	48.46	39.81			
3	Biomass	0.26	0.20	1.42	1.35			
4	Bagasse	0.14	0.20	1.98	2.93			
5	Small Hydro	1.24	1.52	4.54	4.79			
6	Others	0.21	0.21	1.14	1.04			
	Total :	23.57	18.25	106.31	92.88			

Note: 1) All figures are provisional

2. Generating Capacity Addition for September-2023 (MW)

Type	Achievement	Targets	Achievement	% Achievement w.r.t. September-22
	Sep-22	Sep-23		
Thermal	0	800	850	NA
Hydro (Large)	0	250	0	NA
RE (including SHP)	2002.68	Not Available	268.77	-86.58
Nuclear	0	0	0	NA
All India	2002.68	1050	1118.77	-44.14

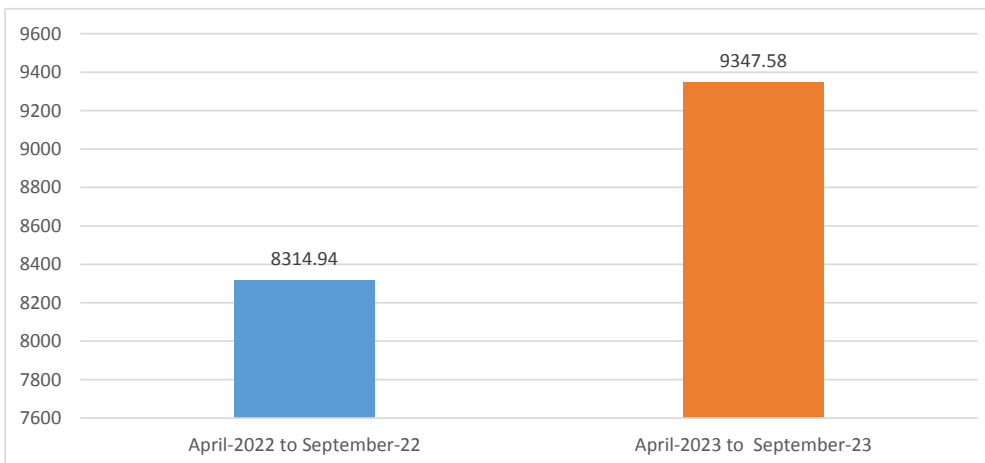
NA- Not Applicable



Generating Capacity Addition(MW) during Apr-22 to September-22 & Apr-23 to September-23

	Apr-22 to September-22	Apr-23 to September-23	% Change w.r.t Previous Year
Thermal	0	2024.00	NA
Hydro (Large)	120	0.00	NA
RE (including SHP)	8194.94	6623.58	-19.17
Nuclear	0	700.00	NA
All India	8314.94	9347.58	12.42

NA- Not Applicable



3. List of Projects Commissioned During Sep-2023

1 **Thermal**

1. Unit-1 (800 MW) of TELANGANA STPP has been commissioned.
2. Anuppur TPP (2x600 MW = 1200 MW) has been up-rated to 1250 MW (2x625 MW).

2 **Hydro(Large)**

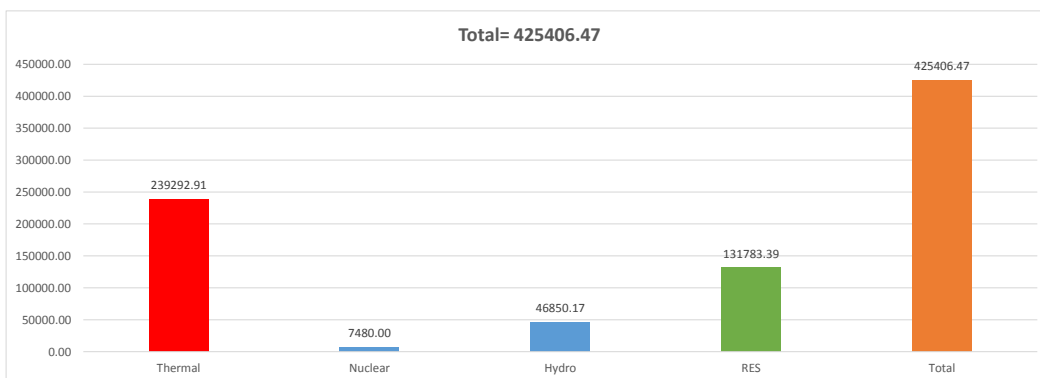
NIL

3 **Nuclear**

NIL

4. All India Installed Capacity (MW) Region-wise as on 30-09-2023

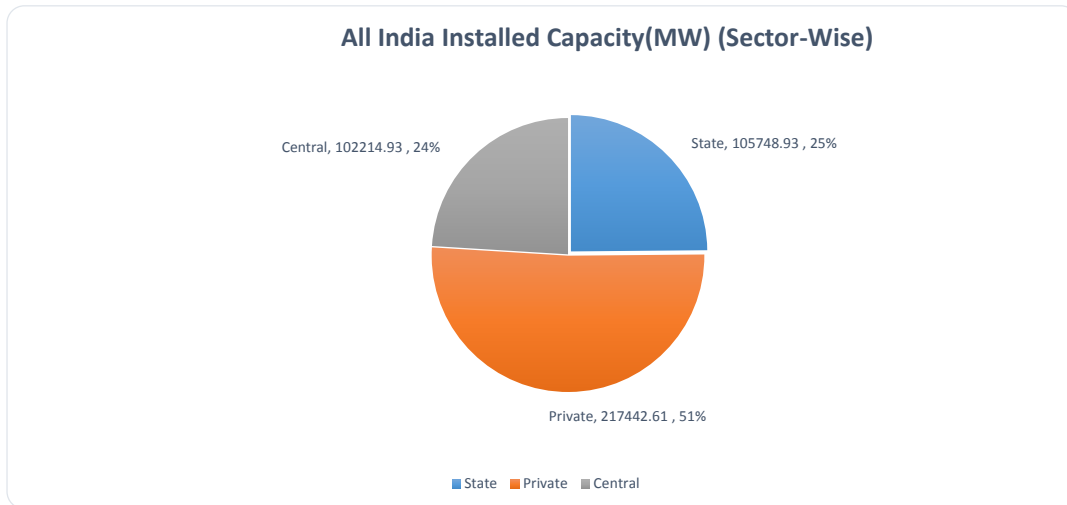
Region	Fossil fuel based					Non-Fossil fuel based			Grand Total
	Thermal					Nuclear	Hydro(Large)	RES**	
	Coal	Lignite	Gas	Diesel	Total				
Northern	55736.97	1580.00	5994.96	0.00	63311.93	1620.00	20751.76	34507.15	120190.84
Western	74512.59	1400.00	10806.49	0.00	86719.08	2540.00	7562.50	42552.71	139374.29
Southern	47578.08	3640.00	6491.80	433.66	58143.55	3320.00	11827.48	52214.81	125505.84
Eastern	28447.84	0.00	80.00	0.00	28527.84	0.00	4764.42	1896.08	35188.34
North-East	770.02	0.00	1664.96	36.00	2470.98	0.00	1944.01	574.21	4989.19
Islands	0.00	0.00	0.00	119.54	119.54	0.00	0.00	38.43	157.97
ALL INDIA	207045.50	6620.00	25038.21	589.20	239292.91	7480.00	46850.17	131783.39	425406.47
% of Fossil sources in IC					56.25	% of Non Fossil sources in IC			43.75



5. All India Installed Capacity (MW) Sector-wise as on 30-09-2023

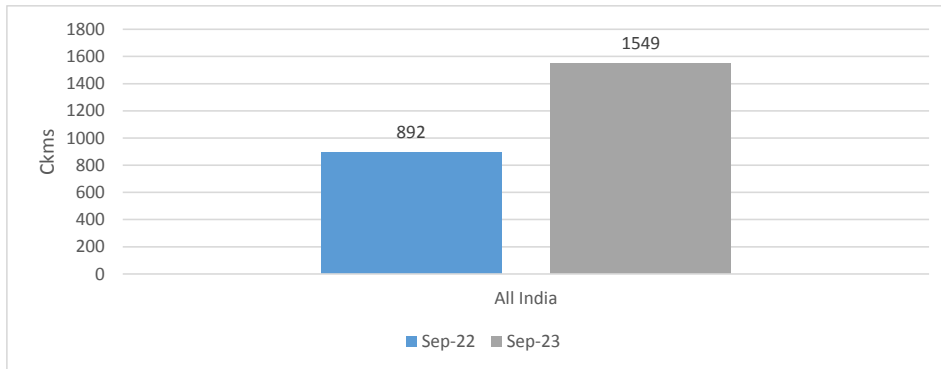
Sector	THERMAL					Nuclear	Hydro(Large)	RES*	Grand Total
	Coal	Lignite	Gas	Diesel	Total				
State	67537.50	1150.00	7012.06	280.31	75979.87	0.00	27254.45	2514.61	105748.93
Private	72948.00	1830.00	10788.24	308.89	85875.14	0.00	3931.00	127636.47	217442.61
Central	66560.00	3640.00	7237.91	0.00	77437.91	7480.00	15664.72	1632.30	102214.93
All India	207045.50	6620.00	25038.21	589.20	239292.91	7480.00	46850.17	131783.39	425406.47

*RES as on 30.09.2023



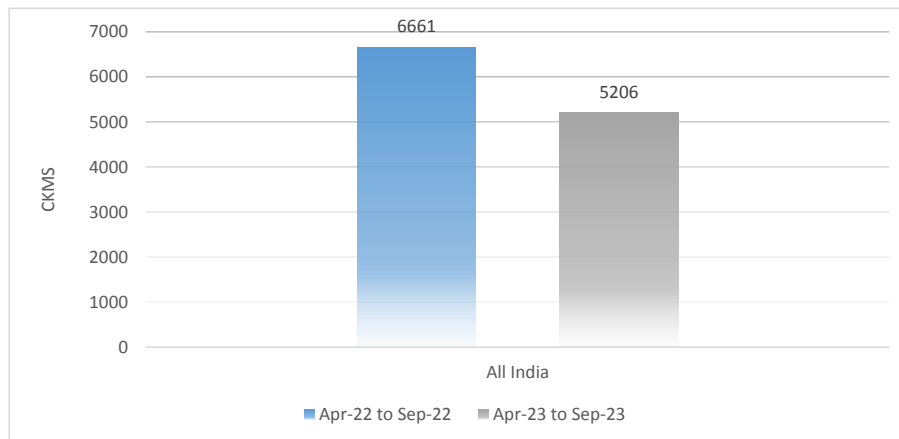
6. Transmission Lines Added during Sep-2023 (Ckms)

Voltage Level	Sep-22	Sep-23
+/- 500 KV HVDC	0	0
+/- 800 KV HVDC	0	0
765 KV	0	660
400 KV	291	233
220 KV	601	656
All India	892	1549



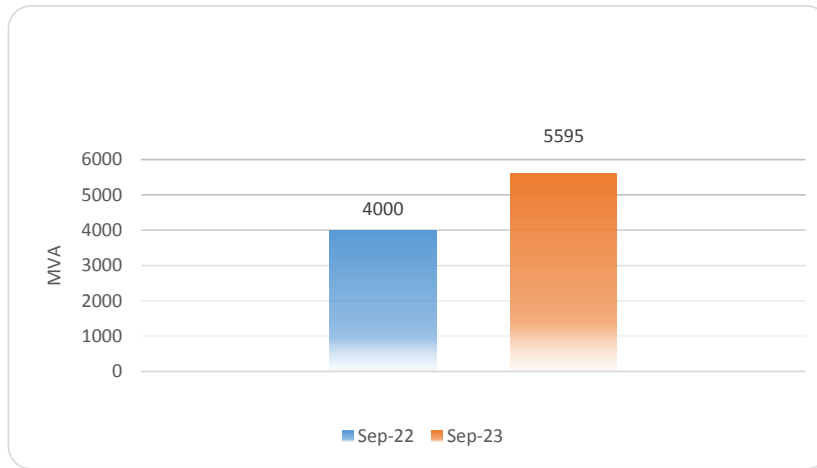
Transmission Lines Added during Apr-22 to Sep-22 & Apr-23 to Sep-23 (Ckms)

Voltage Level	Apr-22 to Sep-22	Apr-23 to Sep-23
+/- 500 KV HVDC	0	0
+/- 800 KV HVDC	0	0
765 KV	700	995
400 kV	2084	2043
220 KV	3877	2168
All India	6661	5206

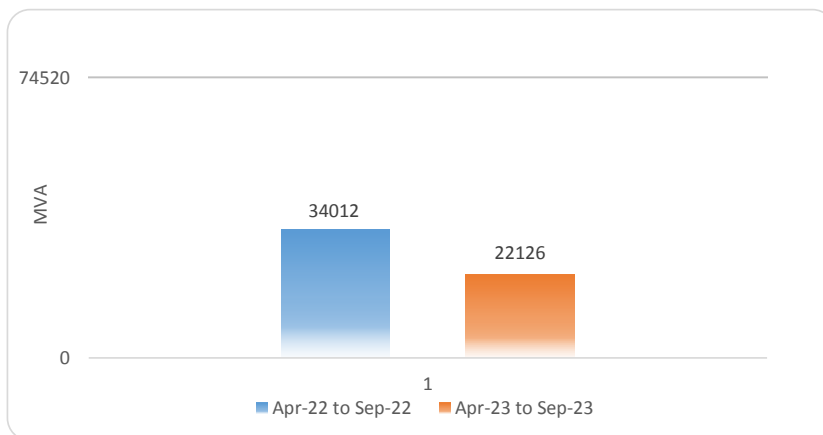


7. Transformation Capacity Addition During Sep-2023 (MVA)

Voltage Level	Sep-22	Sep-23
+/- 800 KV HVDC	0	0
+/- 500 KV HVDC	0	0
+/- 320 KV HVDC	0	0
765 KV	0	3000
400 KV	1500	1000
220 KV	2500	1595
All India	4000	5595



Voltage Level	Apr-22 to Sep-22	Apr-23 to Sep-23
+/- 800 KV HVDC	0	0
+/- 500 KV HVDC	0	0
+/- 320 KV HVDC	0	0
765 KV	6000	4500
400 KV	15005	9325
220 KV	13007	8301
All India	34012	22126



8. Power Supply Position (Energy & Peak) in Sep-2023

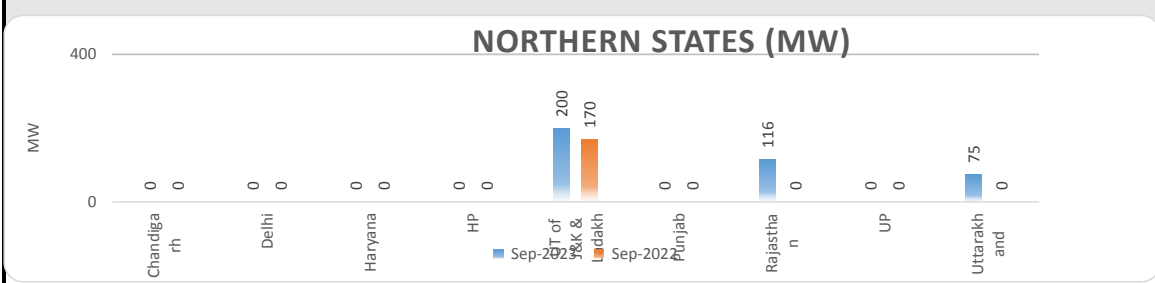
Region	Energy (MU)				Surplus(+) /Not Met (-) in %	
	Requirement		Availability			
	Sep-2022	Sep-2023	Sep-2022	Sep-2023	Sep-2022	Sep-2023
Northern	43,424	46,973	43,213	46,731	(-)0.5	(-)0.5
Western	35,778	39,735	35,776	39,641	0	(-)0.2
Southern	29,553	33,326	29,551	33,319	0	0
Eastern	16,629	17,074	16,533	16,963	(-)0.6	(-)0.7
North Eastern	1,841	1,997	1,840	1,954	0	(-)2.2
All India	127,226	139,106	126,914	138,608	(-)0.2	(-)0.4

Region	Power (MW)				Surplus(+) /Not Met (-) in %	
	Peak Demand		Peak Met			
	Sep-2022	Sep-2023	Sep-2022	Sep-2023	Sep-2022	Sep-2023
Northern	76,474	80,680	75,674	80,500	(-)1.0	(-)0.2
Western	57,709	73,948	57,709	73,948	0	0
Southern	52,335	60,862	52,335	60,839	0	0
Eastern	27,754	28,920	26,650	28,920	(-)4.0	0
North Eastern	3,512	3,678	3,497	3,678	(-)0.4	0
All India	200,351	240,174	199,501	239,978	(-)0.4	(-)0.1


* Sep-2023 Figures are Provisional

9. Peak Demand not met (MW) in Different Regions in September-2023

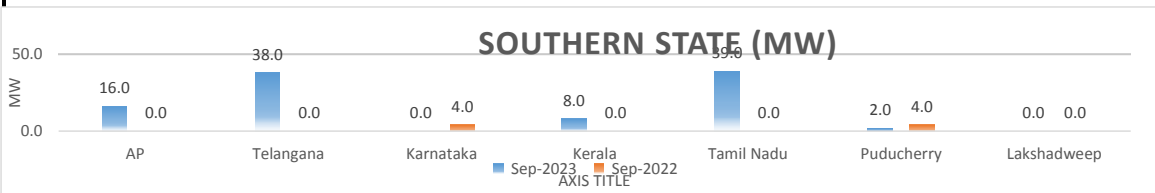
	Chandigarh	Delhi	Haryana	HP	UT of J&K & Ladakh	Punjab	Rajasthan	UP	Uttarakhand
Sep-2022	0	0	0	0	170	0	0	0	0
Sep-2023	0	0	0	0	200	0	116	0	75



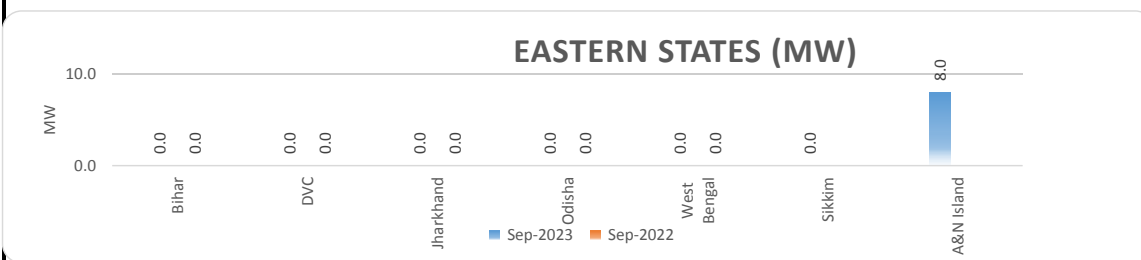
	Chattisgarh	Gujarat	MP	Maharashtra	Daman & Diu & Dadra & Nagar haaveli	Goa
Sep-2022	0	0	0	0	0	0
Sep-2023	0	0	0	0	0	0



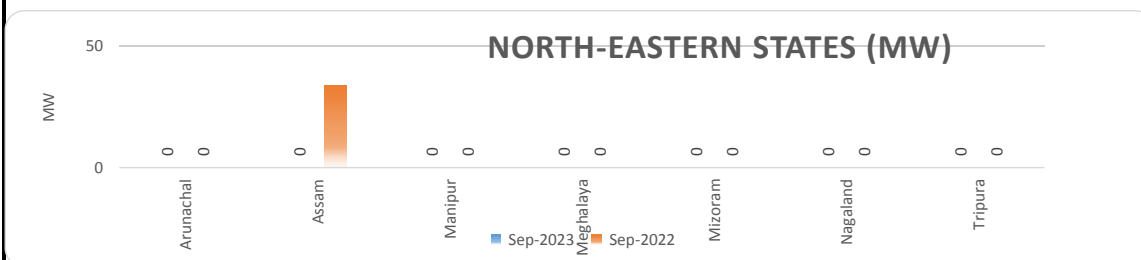
	AP	Telangana	Karnataka	Kerala	Tamil Nadu	Puducherry	Lakshadweep
Sep-2022	0.0	0.0	4.0	0.0	0.0	4.0	0.0
Sep-2023	16.0	38.0	0.0	8.0	39.0	2.0	0.0



	Bihar	DVC	Jharkhand	Odisha	West Bengal	Sikkim	A&N Island
Sep-2022	0.0	0.0	0.0	0.0	0.0	0.0	0.0
Sep-2023	0.0	0.0	0.0	0.0	0.0	0.0	8.0

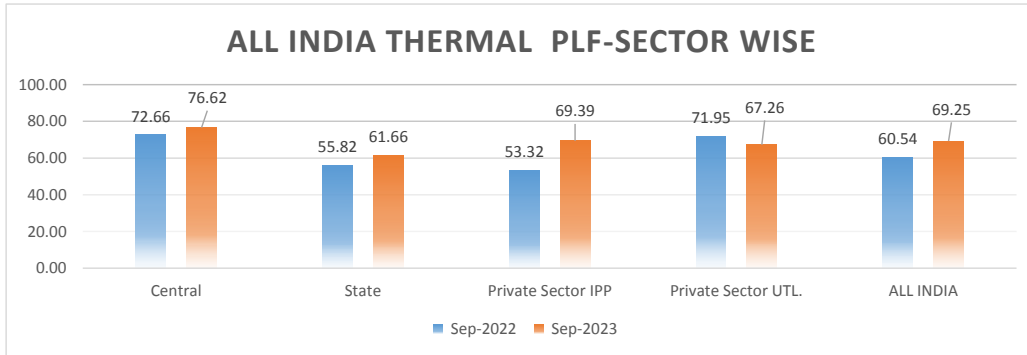


	Arunachal	Assam	Manipur	Meghalaya	Mizoram	Nagaland	Tripura
Sep-2022	0	34	0	0	0	0	0
Sep-2023	0	0	0	0	0	0	0



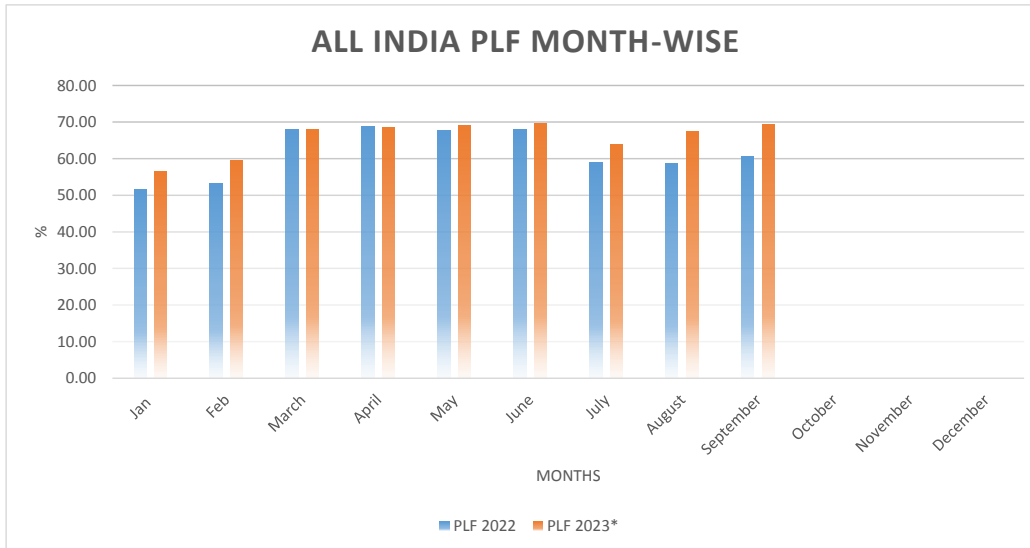
10. All India Thermal PLF Sector-wise (Excluding Gas Based Power Plants) for Sep-2023

Sector	%PLF of Thermal Power Plants (excluding gas based power plants)	
	Sep-2022	Sep-2023
Central	72.66	76.62
State	55.82	61.66
Private Sector IPP	53.32	69.39
Private Sector UTL	71.95	67.26
ALL INDIA	60.54	69.25



10.1 All India PLF of Thermal Plants (Excluding Gas Based Plants) Month-wise

45170



11. T & D and AT&C Losses (%)

	2013-14	2014-15	2015-16	2016-17	2017-18	2018-19	2019-20	2020-21	2021-22
T&D Losses	22.84	22.77	21.81	21.42	21.04	20.66	20.46	20.73	19.27
AT&C Losses	22.62	25.72	23.98	23.56	22.31	21.64	20.73	22.32	under process

* Provisional

Note: .AT&C Losses are based in PFC report on performance of power utilities for the year and T&D Losses are based on General Review Annual Report.

12. All India Village Electrification

Total Number of inhabited Villages	Villages Electrified (Nos.)	% Villages electrified
597464	All inhabited villages as per census 2011 has been electrified on 28.04.2018	100.00

Note: From the year 2004-05 onwards Definition of Village Electrification:-

A village would be declared Electrified if

i) Basic Infrastructure such as Distribution Transformer and Distribution lines are provided in the inhabited locality as well as Dalit Basti / hemlet where it exists. (For electrification through Non-Conventional Energy Sources a Distribution Transformer may not be necessary)

ii) Electricity is provided to Public places like Schools, Panchayat Office, Health Centre, Dispensaries, Community Centres etc. and

iii) The number of households electrified should be at least 10% of the total number of households in the village

iv) Mandatory Certification from Gram Panchayat regarding the completion of village electrification should be obtained.

45170

13. Average Cost of Power & Average Revenue Realisation

Year	Average cost of supply(ACS) (paise/unit)	Average Revenue Realization(paise/unit)	Gap ACS-ARR (on subsidy received basis) paise/unit
2013-14	519.03	441.31	77.72
2014-15	520.57	462.11	58.46
2015-16	530.57	482.55	48.02
2016-17	538.01	500.78	37.23
2017-18	550.06	519.81	30.26
2018-19	600.00	553.00	47.00
2019-20	614.00	585.00	29.00
2020-21	619.00	562.00	57.00
2021-22	Under Process		
2022-23	Under Process		

14. All India Coal consumption for Power Generation (MT)

2013-14	489.4
2014-15	530.4
2015-16	545.9
2016-17	574.3
2017-18	608.0
2018-19	628.9
2019-20	622.2
2020-21	615.4
2021-22	697.3
2022-23	Under Process

Section B - Capacity Addition

SN	Contents	Page
1	Capacity Addition Targets and Achievements in 12th Plan, 2017-18, 2018-19 , 2019-20, 2020-21 and 2022-23	12
2	Capacity Addition Targets & Achievements during Sep-2023 and Apr-23 to Sep-23	13
3	Installed Capacity in various Regions including their shares.	14-19

1. Capacity Addition Targets and Achievements in the 12th Plan onwards

(i) Capacity Addition Target and Achievement for 12th Plan(2012-13 to 2016-17)										(Figures in MW)	
	Thermal		Hydro		Nuclear		RE including SHP		Total		
	Target	Ach	Target	Ach	Target	Ach.	Target	Ach.	Target	Ach.	
Central	14878	15869	6004	2584	5300	2000	Not Available	NA	26182	20453	
State	13922	22201	1608	2276	NA	NA	Not Available	NA	15530	24477	
Private	43540	53661	3285	619	NA	NA	Not Available	NA	46825	54280	
Total	72340	91730	10897	5479	5300	2000	Not Available	NA	88537	99209	

(ii) Capacity Addition Target and Achievement for 2017-18										(Figures in MW)	
	Thermal		Hydro		Nuclear		RE including SHP		Total		
	Target	Ach	Target	Ach	Target	Ach.	Target	Ach.	Target	Ach.	
Central	4880	3170	800	390	500	0	Not Available	NA	6180	3560	
State	3546	1760	300	200	NA	NA	Not Available	NA	3846	1960	
Private	2940	3780	205	205	NA	NA	Not Available	NA	3145	3985	
Total	11366	8710	1305	795	500	0	Not Available	NA	13171	9505	

(iii) Capacity Addition Target and Achievement for 2018-19										(Figures in MW)	
	Thermal		Hydro		Nuclear		RE including SHP		Total		
	Target	Ach	Target	Ach	Target	Ach.	Target	Ach.	Target	Ach.	
Central	2760	1960	710	110	0	0	Not Available	NA	3470	2070	
State	4506	2850	130	30	NA	NA	Not Available	NA	4636	2880	
Private	0	972	0	0	NA	NA	Not Available	NA	0	972	
Total	7266	5782	840	140	0	0	Not Available	NA	8106	5922	

(iv) Capacity Addition Target and Achievement for 2019-20										(Figures in MW)	
	Thermal		Hydro		Nuclear		RE including SHP		Total		
	Target	Ach	Target	Ach	Target	Ach.	Target	Ach.	Target	Ach.	
Central	6040	3940	600	300	700	0	Not Available	0	7340	4240	
State	4256.15	2780	210.99	0	NA	NA	Not Available	9	4467.14	2789	
Private	0	45	379	0	NA	NA	Not Available	9377	379	9422	
Total	10296.15	6765	1189.99	300	700	0	Not Available	9386	12186.14	16451	

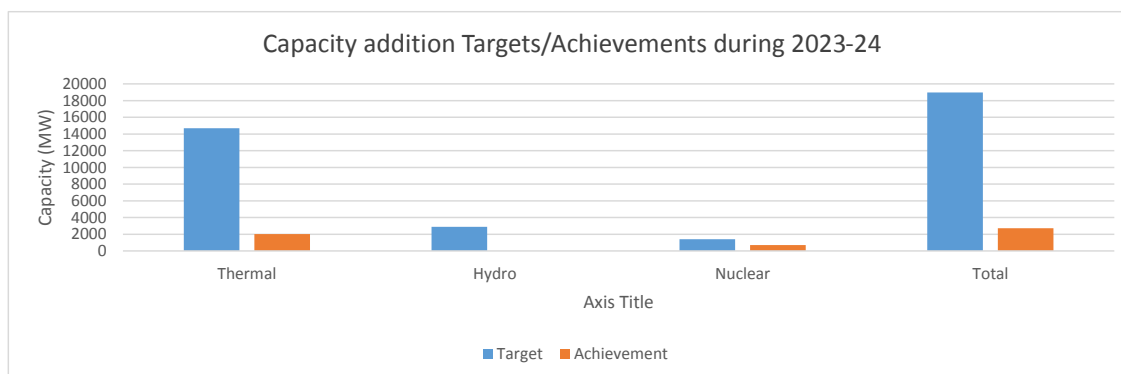
(v) Capacity Addition Target and Achievement for 2020-21										(Figures in MW)	
	Thermal		Hydro		Nuclear		RE including SHP		Total		
	Target	Ach	Target	Ach	Target	Ach.	Target	Ach.	Target	Ach.	
Central	5790	4080	300	300	0	0	Not Available	0	6090	4380	
State	4276	846	111	111	NA	NA	Not Available	38	4387	995	
Private	525	0	195	99	NA	NA	Not Available	7368	720	7467	
Total	10591	4926	606	510	0	0	Not Available	8185	11197	13621	

(vi) Capacity Addition Target and Achievement for 2021-22										(Figures in MW)	
	Thermal		Hydro		Nuclear		RE including SHP		Total		
	Target	Ach	Target	Ach	Target	Ach.	Target	Ach.	Target	Ach.	
Central	5400	2370	0	0	700	0	Not Available	0	6100	2455	
State	4360	1590	100	0	NA	NA	Not Available	85	4460	17452	
Private	525	525	393	393	NA	NA	Not Available	15862	918	16780	
Total	10285	4485	493	393	700	0	Not Available	15947	11478	20825	

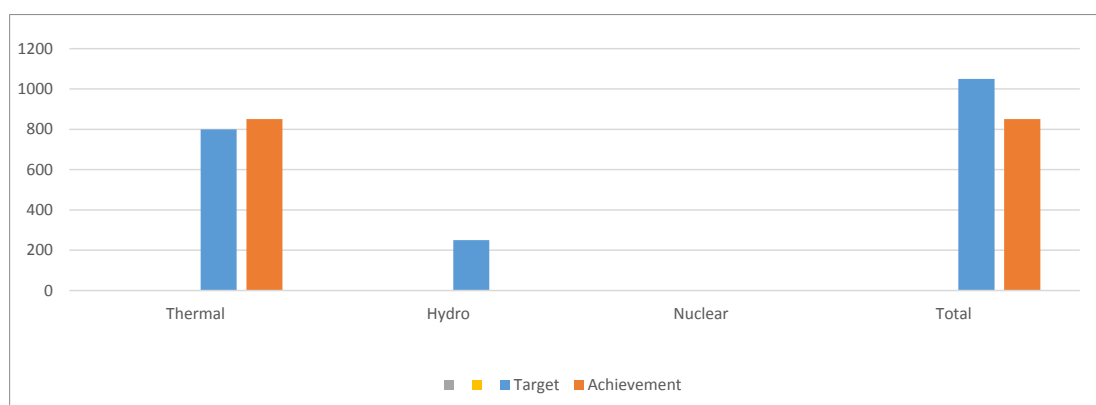
(vii) Capacity Addition Target and Achievement for 2022-23										(Figures in MW)	
	Thermal		Hydro		Nuclear		RE including SHP		Total		
	Target	Ach	Target	Ach	Target	Ach.	Target	Ach.	Target	Ach.	
Central	2120	660	60	0	700	0	Not Available	0	2880	856	
State	2400	800	130	120	NA	NA	Not Available	196	2530	16126	
Private	0	0	0	0	NA	NA	Not Available	15206	0	15206	
Total	4520	1460	190	120	700	0	Not Available	15402	5410	16982	

2. Capacity Addition Targets / Achievements During Sep-2023

Schemes	Sector	Target 2023-24	Sep-23		Apr-23 to Sep-23		Cumulative
			Target	Achievement	Target	Achievement	Deviation
			(MW)				
							(+)/(-)
Thermal	Central	6880	0	800	2920	1460	-1460
	State	7820	800	0	3580	0	-3580
	Private	0	0	50	0	564	564
	Total	14700	800	850	6500	2024	-4476
Hydro	Central	2060	250	0	560	0	-560
	State	100	0	0	0	0	0
	Private	720	0	0	0	0	0
	Total	2880	250	0	560	0	-560
Nuclear	Central	1400	0	0	700	700	0
RE including SHP	Central	NA	NA	0	NA	0	NA
	State	NA	NA	0	NA	0	NA
	Private	NA	NA	268.77	NA	6623.58	NA
	Total	NA	NA	268.77	NA	6623.58	NA
All India	Central	10340	250	800	4180	2160.00	-2020
	State	7920	800	0	3580	0	-3580
	Private	720	0	318.77	0	7187.58	7187.58
	Total	18980	1050	1118.77	7760	9347.58	1587.58



Capacity Addition Targets/Achievements during the Month of Sep-2023



**ALL INDIA INSTALLED CAPACITY (IN MW) OF POWER STATIONS
LOCATED IN THE REGIONS OF MAIN LAND AND ISLANDS**

(As on 30.09.2023)
(UTILITIES)

Region	Ownership/ Sector	Mode wise breakup									Grand Total
		Thermal					Nuclear	Renewable			
		Coal	Lignite	Gas	Diesel	Total		Hydro	RES*(MNRE)	Total	
Northern Region	State	17885.00	250.00	2878.90	0.00	21013.90	0.00	6008.25	737.20	6745.45	27759.35
	Private	22624.33	1080.00	772.00	0.00	24476.33	0.00	3241.00	33390.95	36631.95	61108.28
	Central	15227.64	250.00	2344.06	0.00	17821.70	1620.00	11502.51	379.00	11881.51	31323.21
	Sub Total	55736.97	1580.00	5994.96	0.00	63311.93	1620.00	20751.76	34507.15	55258.91	120190.84
Western Region	State	21290.00	900.00	2849.82	0.00	25039.82	0.00	5446.50	602.23	6048.73	31088.55
	Private	31612.17	500.00	4676.00	0.00	36788.17	0.00	481.00	41284.18	41765.18	78553.35
	Central	21610.42	0.00	3280.67	0.00	24891.09	2540.00	1635.00	666.30	2301.30	29732.39
	Sub Total	74512.59	1400.00	10806.49	0.00	86719.08	2540.00	7562.50	42552.71	50115.21	139374.29
Southern Region	State	21392.50	0.00	791.98	159.96	22344.44	0.00	11827.48	623.08	12450.56	34795.00
	Private	13158.50	250.00	5340.24	273.70	19022.45	0.00	0.00	51049.83	51049.83	70072.28
	Central	13027.08	3390.00	359.58	0.00	16776.66	3320.00	0.00	541.90	541.90	20638.56
	Sub Total	47578.08	3640.00	6491.80	433.66	58143.55	3320.00	11827.48	52214.81	64042.29	125505.84
Eastern Region	State	6970.00	0.00	80.00	0.00	7050.00	0.00	3550.22	278.11	3828.33	10878.33
	Private	5553.00	0.00	0.00	0.00	5553.00	0.00	209.00	1607.97	1816.97	7369.97
	Central	15924.84	0.00	0.00	0.00	15924.84	0.00	1005.20	10.00	1015.20	16940.04
	Sub Total	28447.84	0.00	80.00	0.00	28527.84	0.00	4764.42	1896.08	6660.50	35188.34
North Eastern Region	State	0.00	0.00	411.36	36.00	447.36	0.00	422.00	268.75	690.75	1138.10
	Private	0.00	0.00	0.00	0.00	0.00	0.00	0.00	275.46	275.46	275.46
	Central	770.02	0.00	1253.60	0.00	2023.62	0.00	1522.01	30.00	1552.01	3575.63
	Sub Total	770.02	0.00	1664.96	36.00	2470.98	0.00	1944.01	574.21	2518.22	4989.19
Islands	State	0.00	0.00	0.00	84.35	84.35	0.00	0.00	5.25	5.25	89.60
	Private	0.00	0.00	0.00	35.19	35.19	0.00	0.00	28.08	28.08	63.27
	Central	0.00	0.00	0.00	0.00	0.00	0.00	0.00	5.10	5.10	5.10
	Sub Total	0.00	0.00	0.00	119.54	119.54	0.00	0.00	38.43	38.43	157.97
ALL INDIA	State	67537.50	1150.00	7012.06	280.31	75979.87	0.00	27254.45	2514.61	29769.06	105748.93
	Private	72948.00	1830.00	10788.24	308.89	85875.14	0.00	3931.00	127636.47	131567.47	217442.61
	Central	66560.00	3640.00	7237.91	0.00	77437.91	7480.00	15664.72	1632.30	17297.02	102214.93
	Total	207045.50	6620.00	25038.21	589.20	239292.91	7480.00	46850.17	131783.39	178633.56	425406.47

Figures at decimal may not tally due to rounding off

Abbreviation:- SHP=Small Hydro Project (≤ 25 MW), BP=Biomass Power, U&I=Urban & Industrial Waste Power, RES=Renewable Energy Sources

Note :- 1. RES include SHP, BP, U&I, Solar and Wind Energy. Installed capacity in respect of RES (MNRE) as on 30.09.2023
(As per latest information available with MNRE)

*Break up of RES all India as on 30.09.2023 is given below (in MW) :

Small Hydro Power	Wind Power	Bio-Power		Solar Power [§]	Total Capacity
		BM Power/Cogen.	Waste to Energy*		
4982.75	44184.63	10261.81	573.46	71780.74	131783.39

* Includes Waste to Energy and Waste to Energy (Off-grid)

§ Includes Ground Mounted Solar, Rooftop Solar, Hybrid Solar Comp. and Off-grid Solar/ KUSUM

A.

Capacity Added during	Sept, 2023	800 MW
-----------------------	------------	--------

1. Unit-1 (800 MW) of TELANGANA STPP has been commissioned and added to central sector of SR states as per their allocation

B.

Capacity Up-rated during	Sept, 2023	50 MW
--------------------------	------------	-------

1. Anuppur TPP (2x600 MW = 1200 MW) has been up-rated to 1250 MW (2x625 MW)

C.

Net Conv. Capacity Added during	Sept, 2023	A+B	850 MW
---------------------------------	------------	-----	--------

D.

Net RES Capacity Added during	Sept, 2023	268.77 MW
-------------------------------	------------	-----------

E.

Net Capacity Added during	Sept, 2023	C+D	1118.77 MW
---------------------------	------------	-----	------------

* Off-grid RES Capacity has been included from July-2021 onwards

Sector wise breakup of RES capacity as shown is provisional.

Allocation from central sector stations has been updated till 30.08.2023.

Share of Railway (900 MW) from NABI NAGAR TPP (1000 MW) is included in central sector of Bihar.

Share from private sector generating stations has been updated as per latest information available.

**INSTALLED CAPACITY (IN MW) OF POWER UTILITIES IN THE STATES/UTS LOCATED IN
NORTHERN REGION**

INCLUDING ALLOCATED SHARES IN JOINT & CENTRAL SECTOR UTILITIES

(As on 30.09.2023)

State	Ownership/ Sector	Mode wise breakup									Grand Total
		Thermal					Nuclear	Renewable			
		Coal	Lignite	Gas	Diesel	Total		Hydro	RES*(MNRE)	Total	
Delhi	State	0.00	0.00	1800.40	0.00	1800.40	0.00	0.00	0.00	0.00	1800.40
	Private	878.22	0.00	108.00	0.00	986.22	0.00	0.00	320.41	320.41	1306.63
	Central	2771.28	0.00	207.01	0.00	2978.29	102.83	723.09	0.00	723.09	3804.21
	Sub-Total	3649.50	0.00	2115.41	0.00	5764.91	102.83	723.09	320.41	1043.50	6911.24
Haryana	State	2510.00	0.00	150.00	0.00	2660.00	0.00	200.00	69.30	269.30	2929.30
	Private	4561.78	0.00	0.00	0.00	4561.78	0.00	539.00	1468.97	2007.97	6569.75
	Central	1745.61	0.00	431.59	0.00	2177.20	100.94	1585.62	5.00	1590.62	3868.76
	Sub-Total	8817.39	0.00	581.59	0.00	9398.98	100.94	2324.62	1543.27	3867.89	13367.81
Himachal Pradesh	State	0.00	0.00	0.00	0.00	0.00	0.00	805.60	256.61	1062.21	1062.21
	Private	0.00	0.00	0.00	0.00	0.00	0.00	1219.40	832.60	2052.00	2052.00
	Central	144.67	0.00	0.00	0.00	144.67	28.95	1223.88	0.00	1223.88	1397.50
	Sub-Total	144.67	0.00	0.00	0.00	144.67	28.95	3248.88	1089.21	4338.09	4511.71
Jammu & Kashmir and Ladakh	State	0.00	0.00	175.00	0.00	175.00	0.00	1230.00	138.17	1368.17	1543.17
	Private	0.00	0.00	0.00	0.00	0.00	0.00	0.00	126.80	126.80	126.80
	Central	577.14	0.00	129.07	0.00	706.22	67.98	1091.88	0.00	1091.88	1866.08
	Sub-Total	577.14	0.00	304.07	0.00	881.22	67.98	2321.88	264.97	2586.85	3536.05
Punjab	State	1760.00	0.00	150.00	0.00	1910.00	0.00	1243.40	127.80	1371.20	3281.20
	Private	5014.00	0.00	0.00	0.00	5014.00	0.00	288.00	1842.70	2130.70	7144.70
	Central	1440.00	0.00	0.00	0.00	1440.00	196.81	2286.88	0.00	2286.88	3923.69
	Sub-Total	8214.00	0.00	150.00	0.00	8364.00	196.81	3818.28	1970.50	5788.78	14349.59
Rajasthan	State	7580.00	250.00	603.50	0.00	8433.50	0.00	433.00	23.85	456.85	8890.35
	Private	3257.00	1080.00	0.00	0.00	4337.00	0.00	104.00	23063.71	23167.71	27504.71
	Central	1031.56	250.00	171.13	0.00	1452.69	556.74	1404.93	344.00	1748.93	3758.36
	Sub-Total	11868.56	1580.00	774.63	0.00	14223.19	556.74	1941.93	23431.56	25373.49	40153.42
Uttar Pradesh	State	6035.00	0.00	0.00	0.00	6035.00	0.00	724.10	49.10	773.20	6808.20
	Private	8814.33	0.00	0.00	0.00	8814.33	0.00	842.40	4809.99	5652.39	14466.72
	Central	5538.42	0.00	1029.51	0.00	6567.93	289.48	1857.52	30.00	1887.52	8744.93
	Sub-Total	20387.75	0.00	1029.51	0.00	21417.26	289.48	3424.02	4889.09	8313.11	30019.85
Uttarakhand	State	0.00	0.00	0.00	0.00	0.00	0.00	1372.15	72.37	1444.52	1444.52
	Private	99.00	0.00	664.00	0.00	763.00	0.00	248.20	861.72	1109.92	1872.92
	Central	503.10	0.00	69.66	0.00	572.76	31.24	475.54	0.00	475.54	1079.54
	Sub-Total	602.10	0.00	733.66	0.00	1335.76	31.24	2095.89	934.09	3029.98	4396.98
Chandigarh	State	0.00	0.00	0.00	0.00	0.00	0.00	0.00	0.00	0.00	0.00
	Private	0.00	0.00	0.00	0.00	0.00	0.00	0.00	64.05	64.05	64.05
	Central	44.83	0.00	15.03	0.00	59.86	8.01	101.71	0.00	101.71	169.57
	Sub-Total	44.83	0.00	15.03	0.00	59.86	8.01	101.71	64.05	165.76	233.62
Central - Unallocated		1431.03	0.00	291.05	0.00	1722.08	237.03	751.45	0.00	751.45	2710.57
Total (Northern Region)	State	17885.00	250.00	2878.90	0.00	21013.90	0.00	6008.25	737.20	6745.45	27759.35
	Private	22624.33	1080.00	772.00	0.00	24476.33	0.00	3241.00	33390.95	36631.95	61108.28
	Central	15227.64	250.00	2344.06	0.00	17821.70	1620.00	11502.51	379.00	11881.51	31323.21
	Grand Total	55736.97	1580.00	5994.96	0.00	63311.93	1620.00	20751.76	34507.15	55258.91	120190.84

**INSTALLED CAPACITY (IN MW) OF POWER UTILITIES IN THE STATES/UTS LOCATED IN
WESTERN REGION**

INCLUDING ALLOCATED SHARES IN JOINT & CENTRAL SECTOR UTILITIES

(As on 30.09.2023)

State	Ownership/ Sector	Mode wise breakup									Grand Total
		Thermal					Nuclear	Renewable			
		Coal	Lignite	Gas	Diesel	Total		Hydro	RES*(MNRE)	Total	
Goa	State	0.00	0.00	0.00	0.00	0.00	0.00	0.00	0.05	0.05	0.05
	Private	0.00	0.00	48.00	0.00	48.00	0.00	0.00	37.70	37.70	85.70
	Central	492.29	0.00	19.67	0.00	511.96	33.84	2.00	0.00	2.00	547.80
	Sub-Total	492.29	0.00	67.67	0.00	559.96	33.84	2.00	37.75	39.75	633.55
Daman & Diu	State	0.00	0.00	0.00	0.00	0.00	0.00	0.00	0.00	0.00	0.00
	Private	0.00	0.00	0.00	0.00	0.00	0.00	0.00	41.01	41.01	41.01
	Central	164.74	0.00	43.34	0.00	208.08	9.72	0.00	0.00	0.00	217.80
	Sub-Total	164.74	0.00	43.34	0.00	208.08	9.72	0.00	41.01	41.01	258.81
Gujarat	State	4510.00	900.00	2177.82	0.00	7587.82	0.00	772.00	95.04	867.04	8454.86
	Private	7144.67	500.00	3985.00	0.00	11629.67	0.00	0.00	21377.11	21377.11	33006.78
	Central	5504.47	0.00	424.00	0.00	5928.47	796.94	0.00	243.30	243.30	6968.71
	Sub-Total	17159.14	1400.00	6586.82	0.00	25145.96	796.94	772.00	21715.45	22487.45	48430.35
Madhya Pradesh	State	5400.00	0.00	0.00	0.00	5400.00	0.00	1703.66	107.96	1811.62	7211.62
	Private	5744.00	0.00	75.00	0.00	5819.00	0.00	0.00	5862.90	5862.90	11681.90
	Central	4818.54	0.00	257.00	0.00	5075.54	382.49	1520.00	300.00	1820.00	7278.03
	Sub-Total	15962.54	0.00	332.00	0.00	16294.54	382.49	3223.66	6270.86	9494.52	26171.55
Chhattisgarh	State	1840.00	0.00	0.00	0.00	1840.00	0.00	120.00	11.05	131.05	1971.05
	Private	7667.50	0.00	0.00	0.00	7667.50	0.00	0.00	1311.40	1311.40	8978.90
	Central	2714.35	0.00	0.00	0.00	2714.35	91.79	113.00	0.00	113.00	2919.14
	Sub-Total	12221.85	0.00	0.00	0.00	12221.85	91.79	233.00	1322.45	1555.45	13869.09
Maharashtra	State	9540.00	0.00	672.00	0.00	10212.00	0.00	2850.84	388.13	3238.97	13450.97
	Private	10856.00	0.00	568.00	0.00	11424.00	0.00	481.00	12648.60	13129.60	24553.60
	Central	4858.24	0.00	2272.73	0.00	7130.97	879.33	0.00	123.00	123.00	8133.30
	Sub-Total	25254.24	0.00	3512.73	0.00	28766.97	879.33	3331.84	13159.73	16491.57	46137.87
Dadra & Nagar Naveli	State	0.00	0.00	0.00	0.00	0.00	0.00	0.00	0.00	0.00	0.00
	Private	200.00	0.00	0.00	0.00	200.00	0.00	0.00	5.46	5.46	205.46
	Central	222.30	0.00	66.34	0.00	288.64	12.89	0.00	0.00	0.00	301.53
	Sub-Total	422.30	0.00	66.34	0.00	488.64	12.89	0.00	5.46	5.46	506.99
Central - Unallocated		2835.49	0.00	197.59	0.00	3033.08	333.00	0.00	0.00	0.00	3366.08
Total (Western Region)	State	21290.00	900.00	2849.82	0.00	25039.82	0.00	5446.50	602.23	6048.73	31088.55
	Private	31612.17	500.00	4676.00	0.00	36788.17	0.00	481.00	41284.18	41765.18	78553.35
	Central	21610.42	0.00	3280.67	0.00	24891.09	2540.00	1635.00	666.30	2301.30	29732.39
	Grand Total	74512.59	1400.00	10806.49	0.00	86719.08	2540.00	7562.50	42552.71	50115.21	139374.29

**INSTALLED CAPACITY (IN MW) OF POWER UTILITIES IN THE STATES/UTS LOCATED IN
SOUTHERN REGION**

INCLUDING ALLOCATED SHARES IN JOINT & CENTRAL SECTOR UTILITIES

(As on 30.09.2023)

State	Ownership/ Sector	Mode wise breakup									Grand Total
		Thermal					Nuclear	Renewable			
		Coal	Lignite	Gas	Diesel	Total		Hydro	RES*(MNRE)	Total	
Andhra Pradesh	State	5810.00	0.00	235.40	0.00	6045.40	0.00	1673.60	57.38	1730.98	7776.38
	Private	3873.88	0.00	3831.32	36.80	7742.00	0.00	0.00	9074.17	9074.17	16816.18
	Central	1547.04	189.34	0.00	0.00	1736.38	127.27	0.00	250.00	250.00	2113.65
	Sub-Total	11230.92	189.34	4066.72	36.80	15523.79	127.27	1673.60	9381.55	11055.15	26706.21
Telangana	State	6242.50	0.00	0.00	0.00	6242.50	0.00	2479.93	41.22	2521.15	8763.65
	Private	1389.45	0.00	831.82	0.00	2221.27	0.00	0.00	5101.10	5101.10	7322.37
	Central	2486.85	61.30	0.00	0.00	2548.15	148.73	0.00	10.00	10.00	2706.88
	Sub-Total	10118.80	61.30	831.82	0.00	11011.92	148.73	2479.93	5152.32	7632.25	18792.90
Karnataka	State	5020.00	0.00	0.00	0.00	5020.00	0.00	3631.60	193.89	3825.49	8845.49
	Private	2050.00	0.00	0.00	25.20	2075.20	0.00	0.00	17654.86	17654.86	19730.06
	Central	2877.56	486.42	0.00	0.00	3363.98	698.00	0.00	0.00	0.00	4061.98
	Sub-Total	9947.56	486.42	0.00	25.20	10459.18	698.00	3631.60	17848.74	21480.34	32637.52
Kerala	State	0.00	0.00	0.00	159.96	159.96	0.00	1864.15	207.90	2072.05	2232.01
	Private	832.50	0.00	174.00	0.00	1006.50	0.00	0.00	931.87	931.87	1938.37
	Central	1226.50	325.33	359.58	0.00	1911.41	362.00	0.00	50.00	50.00	2323.41
	Sub-Total	2059.00	325.33	533.58	159.96	3077.87	362.00	1864.15	1189.77	3053.92	6493.79
Tamil Nadu	State	4320.00	0.00	524.08	0.00	4844.08	0.00	2178.20	122.70	2300.90	7144.98
	Private	5012.67	250.00	503.10	211.70	5977.47	0.00	0.00	18244.57	18244.57	24222.04
	Central	3202.33	1709.16	0.00	0.00	4911.49	1448.00	0.00	231.90	231.90	6591.39
	Sub-Total	12535.00	1959.16	1027.18	211.70	15733.04	1448.00	2178.20	18599.17	20777.37	37958.41
NLC	State	0.00	0.00	0.00	0.00	0.00	0.00	0.00	0.00	0.00	0.00
	Private	0.00	0.00	0.00	0.00	0.00	0.00	0.00	0.00	0.00	0.00
	Central	0.00	66.00	0.00	0.00	66.00	0.00	0.00	0.00	0.00	66.00
	Sub-Total	0.00	66.00	0.00	0.00	66.00	0.00	0.00	0.00	0.00	66.00
Puducherry	State	0.00	0.00	32.50	0.00	32.50	0.00	0.00	0.00	0.00	32.50
	Private	0.00	0.00	0.00	0.00	0.00	0.00	0.00	43.26	43.26	43.26
	Central	140.80	118.35	0.00	0.00	259.15	86.00	0.00	0.00	0.00	345.15
	Sub-Total	140.80	118.35	32.50	0.00	291.65	86.00	0.00	43.26	43.26	420.91
Central - Unallocated		1546.00	434.10	0.00	0.00	1980.10	450.00	0.00	0.00	0.00	2430.10
Total (Southern Region)	State	21392.50	0.00	791.98	159.96	22344.44	0.00	11827.48	623.08	12450.56	34795.00
	Private	13158.50	250.00	5340.24	273.70	19022.45	0.00	0.00	51049.83	51049.83	70072.28
	Central	13027.08	3390.00	359.58	0.00	16776.66	3320.00	0.00	541.90	541.90	20638.56
	Grand Total	47578.08	3640.00	6491.80	433.66	58143.55	3320.00	11827.48	52214.81	64042.29	125505.84

**INSTALLED CAPACITY (IN MW) OF POWER UTILITIES IN THE STATES/UTS LOCATED IN
EASTERN REGION**

INCLUDING ALLOCATED SHARES IN JOINT & CENTRAL SECTOR UTILITIES

(As on 30.09.2023)

State	Ownership/ Sector	Mode wise breakup									Grand Total
		Thermal					Nuclear	Renewable			
		Coal	Lignite	Gas	Diesel	Total		Hydro	RES*(MNRE)	Total	
Bihar	State	0.00	0.00	0.00	0.00	0.00	0.00	0.00	70.70	70.70	70.70
	Private	700.00	0.00	0.00	0.00	700.00	0.00	0.00	349.56	349.56	1049.56
	Central	6696.74	0.00	0.00	0.00	6696.74	0.00	110.00	0.00	110.00	6806.74
	Sub-Total	7396.74	0.00	0.00	0.00	7396.74	0.00	110.00	420.26	530.26	7927.00
Jharkhand	State	420.00	0.00	0.00	0.00	420.00	0.00	130.00	4.05	134.05	554.05
	Private	580.00	0.00	0.00	0.00	580.00	0.00	0.00	135.87	135.87	715.87
	Central	1440.66	0.00	0.00	0.00	1440.66	0.00	61.00	0.00	61.00	1501.66
	Sub-Total	2440.66	0.00	0.00	0.00	2440.66	0.00	191.00	139.92	330.92	2771.58
West Bengal	State	4810.00	0.00	80.00	0.00	4890.00	0.00	986.00	121.95	1107.95	5997.95
	Private	2437.00	0.00	0.00	0.00	2437.00	0.00	0.00	514.07	514.07	2951.07
	Central	1403.34	0.00	0.00	0.00	1403.34	0.00	410.00	0.00	410.00	1813.34
	Sub-Total	8650.34	0.00	80.00	0.00	8730.34	0.00	1396.00	636.02	2032.02	10762.36
DVC	State	0.00	0.00	0.00	0.00	0.00	0.00	0.00	0.00	0.00	0.00
	Private	150.00	0.00	0.00	0.00	150.00	0.00	0.00	0.00	0.00	150.00
	Central	2887.02	0.00	0.00	0.00	2887.02	0.00	186.20	0.00	186.20	3073.21
	Sub-Total	3037.02	0.00	0.00	0.00	3037.02	0.00	186.20	0.00	186.20	3223.21
Odisha	State	1740.00	0.00	0.00	0.00	1740.00	0.00	2074.22	26.30	2100.52	3840.52
	Private	1686.00	0.00	0.00	0.00	1686.00	0.00	0.00	603.78	603.78	2289.78
	Central	1733.21	0.00	0.00	0.00	1733.21	0.00	89.00	10.00	99.00	1832.21
	Sub-Total	5159.21	0.00	0.00	0.00	5159.21	0.00	2163.22	640.08	2803.30	7962.51
Sikkim	State	0.00	0.00	0.00	0.00	0.00	0.00	360.00	55.11	415.11	415.11
	Private	0.00	0.00	0.00	0.00	0.00	0.00	209.00	4.69	213.69	213.69
	Central	26.54	0.00	0.00	0.00	26.54	0.00	64.00	0.00	64.00	90.54
	Sub-Total	26.54	0.00	0.00	0.00	26.54	0.00	633.00	59.80	692.80	719.34
Central - Unallocated		1737.33	0.00	0.00	0.00	1737.33	0.00	85.01	0.00	85.01	1822.34
Total (Eastern Region)	State	6970.00	0.00	80.00	0.00	7050.00	0.00	3550.22	278.11	3828.33	10878.33
	Private	5553.00	0.00	0.00	0.00	5553.00	0.00	209.00	1607.97	1816.97	7369.97
	Central	15924.84	0.00	0.00	0.00	15924.84	0.00	1005.20	10.00	1015.20	16940.04
	Grand Total	28447.84	0.00	80.00	0.00	28527.84	0.00	4764.42	1896.08	6660.50	35188.34

**INSTALLED CAPACITY (IN MW) OF POWER UTILITIES IN THE STATES/UTS LOCATED IN
NORTH-EASTERN REGION**

INCLUDING ALLOCATED SHARES IN JOINT & CENTRAL SECTOR UTILITIES

(As on 30.09.2023)

State	Ownership/ Sector	Mode wise breakup									Grand Total
		Thermal					Nuclear	Renewable			
		Coal	Lignite	Gas	Diesel	Total		Hydro	RES*(MNRE)	Total	
Assam	State	0.00	0.00	306.36	0.00	306.36	0.00	100.00	5.01	105.01	411.37
	Private	0.00	0.00	0.00	0.00	0.00	0.00	0.00	161.90	161.90	161.90
	Central	402.52	0.00	435.56	0.00	838.08	0.00	422.08	25.00	447.08	1285.16
	Sub-Total	402.52	0.00	741.92	0.00	1144.44	0.00	522.08	191.91	713.99	1858.43
Arunachal Pradesh	State	0.00	0.00	0.00	0.00	0.00	0.00	0.00	109.11	109.11	109.11
	Private	0.00	0.00	0.00	0.00	0.00	0.00	0.00	35.79	35.79	35.79
	Central	37.05	0.00	46.82	0.00	83.87	0.00	544.55	0.00	544.55	628.42
	Sub-Total	37.05	0.00	46.82	0.00	83.87	0.00	544.55	144.90	689.45	773.32
Meghalaya	State	0.00	0.00	0.00	0.00	0.00	0.00	322.00	55.03	377.03	377.03
	Private	0.00	0.00	0.00	0.00	0.00	0.00	0.00	17.99	17.99	17.99
	Central	51.60	0.00	109.69	0.00	161.29	0.00	95.38	0.00	95.38	256.67
	Sub-Total	51.60	0.00	109.69	0.00	161.29	0.00	417.38	73.02	490.40	651.69
Tripura	State	0.00	0.00	105.00	0.00	105.00	0.00	0.00	16.01	16.01	121.01
	Private	0.00	0.00	0.00	0.00	0.00	0.00	0.00	13.28	13.28	13.28
	Central	56.00	0.00	381.94	0.00	437.94	0.00	68.49	5.00	73.49	511.43
	Sub-Total	56.00	0.00	486.94	0.00	542.94	0.00	68.49	34.29	102.78	645.72
Manipur	State	0.00	0.00	0.00	36.00	36.00	0.00	0.00	5.45	5.45	41.45
	Private	0.00	0.00	0.00	0.00	0.00	0.00	0.00	13.03	13.03	13.03
	Central	47.10	0.00	81.58	0.00	128.68	0.00	87.24	0.00	87.24	215.92
	Sub-Total	47.10	0.00	81.58	36.00	164.68	0.00	87.24	18.48	105.72	270.40
Nagaland	State	0.00	0.00	0.00	0.00	0.00	0.00	0.00	32.67	32.67	32.67
	Private	0.00	0.00	0.00	0.00	0.00	0.00	0.00	3.04	3.04	3.04
	Central	32.10	0.00	73.93	0.00	106.03	0.00	66.33	0.00	66.33	172.36
	Sub-Total	32.10	0.00	73.93	0.00	106.03	0.00	66.33	35.71	102.04	208.07
Mizoram	State	0.00	0.00	0.00	0.00	0.00	0.00	0.00	45.47	45.47	45.47
	Private	0.00	0.00	0.00	0.00	0.00	0.00	0.00	30.43	30.43	30.43
	Central	31.05	0.00	60.46	0.00	91.51	0.00	97.94	0.00	97.94	189.45
	Sub-Total	31.05	0.00	60.46	0.00	91.51	0.00	97.94	75.90	173.84	265.35
Central - Unallocated		112.60	0.00	63.62	0.00	176.22	0.00	140.00	0.00	140.00	316.22
Total (North-Eastern Region)	State	0.00	0.00	411.36	36.00	447.36	0.00	422.00	268.75	690.75	1138.10
	Private	0.00	0.00	0.00	0.00	0.00	0.00	0.00	275.46	275.46	275.46
	Central	770.02	0.00	1253.60	0.00	2023.62	0.00	1522.01	30.00	1552.01	3575.63
	Grand Total	770.02	0.00	1664.96	36.00	2470.98	0.00	1944.01	574.21	2518.22	4989.19

INSTALLED CAPACITY (IN MW) OF POWER UTILITIES IN THE STATES/UTS LOCATED IN ISLANDS

INCLUDING ALLOCATED SHARES IN JOINT & CENTRAL SECTOR UTILITIES

(As on 30.09.2023)

State	Ownership/ Sector	Mode wise breakup									Grand Total
		Thermal					Nuclear	Renewable			
		Coal	Lignite	Gas	Diesel	Total		Hydro	RES*(MNRE)	Total	
Andaman & Nicobar	State	0.00	0.00	0.00	57.52	57.52	0.00	0.00	5.25	5.25	62.77
	Private	0.00	0.00	0.00	35.19	35.19	0.00	0.00	24.81	24.81	60.00
	Central	0.00	0.00	0.00	0.00	0.00	0.00	0.00	5.10	5.10	5.10
	Sub-Total	0.00	0.00	0.00	92.71	92.71	0.00	0.00	35.16	35.16	127.87
Lakshadweep	State	0.00	0.00	0.00	26.83	26.83	0.00	0.00	0.00	0.00	26.83
	Private	0.00	0.00	0.00	0.00	0.00	0.00	0.00	3.27	3.27	3.27
	Central	0.00	0.00	0.00	0.00	0.00	0.00	0.00	0.00	0.00	0.00
	Sub-Total	0.00	0.00	0.00	26.83	26.83	0.00	0.00	3.27	3.27	30.10
Total (Islands)	State	0.00	0.00	0.00	84.35	84.35	0.00	0.00	5.25	5.25	89.60
	Private	0.00	0.00	0.00	35.19	35.19	0.00	0.00	28.08	28.08	63.27
	Central	0.00	0.00	0.00	0.00	0.00	0.00	0.00	5.10	5.10	5.10
	Grand Total	0.00	0.00	0.00	119.54	119.54	0.00	0.00	38.43	38.43	157.97

Section C - Transmission Lines

Sr.No	Contents	Page
1	Executive summary of Target and Achievement of Transmission Lines during 2023-24	20(1)
2	List of Transmission Lines Commissionedduring during Sep-2023	20(2)

Executive summary of Target and Achievement of Transmission Lines during FY 2023-24

As on Sep-2023

(All figures in circuit kms.)

Target / Achievement		HVDC								765 kV				400 kV				220 kV				Grand Total				
		± 800 kV				± 500 kV				Central Sector	State Sector	JV/Private Sector	Total	Central Sector	State Sector	JV/Private Sector	Total	Central Sector	State Sector	JV/Private Sector	Total	Central Sector	State Sector	JV/Private Sector	Grand Total	
		Central Sector	State Sector	JV/Private Sector	Total	Central Sector	State Sector	JV/Private Sector	Total																	
Target FY 2023-24		0	0	0	0	0	0	0	0	0	404	13	1659	2076	2185	3867	1274	7326	65	7130	5	7200	2654	11010	2938	16602
Sep/23	Target	0	0	0	0	0	0	0	0	0	0	0	0	0	436	398	187	1021	0	648	5	653	436	1046	192	1674
	Achievement	0	0	0	0	0	0	0	0	0	0	0	660	660	178	55	0	233	0	614	42	656	178	669	702	1549
Upto Sep-23	Target	0	0	0	0	0	0	0	0	0	0	13	1659	1672	2019	1886	673	4578	6	4197	5	4208	2025	6096	2337	10458
	Achievement	0	0	0	0	0	0	0	0	0	0	0	995	995	1639	309	95	2043	8	2039	121	2168	1647	2348	1211	5206

	A	B	C	D	E	F	G	
1	Transmission Lines (220 kV and above) Commissioned/Ready for commissioning During September							
2	As on 30-September-2023							
3	Sl. No.	Voltage Level (kV)	Name of Transmission Lines	Circuit Type	Executing Agency	Line Length (cKM)		
4	1.	2.	3.	4.	5.	6.		
5	CENTRAL SECTOR							
6	1	400	Fatehgarh-III (Ramgarh-II) - Jaisalmer-II (RVPNL 400kV D/C line (Twin HTLS))	D/C	PGCIL	100		
7	2	400	Sitamarhi (POWERGRID) (Quad Moose) - Dhalkebar (Nepal) (Indian Portion)	D/C	PGCIL	78		
8	Total of CENTRAL SECTOR						178	
9	STATE SECTOR							
10	3	220	Jammalamadugu - Porumamilla YSR Kadapa District	D/C	APTRANSCO	200		
11	4	220	Creation of 220kV D/C Mund-IOCL line	D/C	HVPNL	68		
12	5	400	Narlapur SS - Yedula SS	D/C	TSTRANSCO	55		
13	6	220	LILO of Salivagu- Bheemghanpur line to KTHP SS	D/C	TSTRANSCO	42		
14	7	220	LILO of 220kV Gorakhpur (PG)- Mahrajganj DC line at Annand Nagar	D/C	UPPTCL	70		
15	8	220	LILO of 220kV Sitapur (220) - Nighasan (220) SC line at Kanduni	D/C	UPPTCL	59		
16	9	220	Maharajganj - Gorakhpur PG (400) line	D/C	UPPTCL	175		
17	Total of STATE SECTOR						669	
18	PRIVATE SECTOR							
19	10	765	Warangal (New) - Chilakaluripeta	D/C	APL	392		
20	11	765	Warangal (New) - Hyderabad	D/C	APL	268		
21	12	220	Masaya Solar Energy Private Limited-Khandwa 220kV S/C Line	S/C	MASAYA	14		
22	13	220	TPL- Jam Khambhaliya PS line	S/C	TORRENT	28		
23	Total of PRIVATE SECTOR						702	
24	Grand Total						1549	
25								

Section D - Sub Stations

SN	Contents	Page
1	Executive summary of Target and Achievement of Substations during 2023-24	21(1)
2	Sub Stations (220 kV and above) commissioned/Ready for commissioning during Sep-2023	21(2)

Executive summary of Target and Achievement of Substations during FY 2023-24

As on Sep' 23

Target / Achievement		HVDC												765 kV				400 kV				220 kV				Grand Total			
		± 800 kV				± 500 kV				± 320 kV				Central Sector	State Sector	JV/Private Sector	Total	Central Sector	State Sector	JV/Private Sector	Total	Central Sector	State Sector	JV/Private Sector	Total	Central Sector	State Sector	JV/Private Sector	Total
		Central Sector	State Sector	JV/Private Sector	Total	Central Sector	State Sector	JV/Private Sector	Total	Central Sector	State Sector	JV/Private Sector	Total																
Target FY 2023-24		0	0	0	0	0	0	0	0	0	0	0	0	10500	7500	3000	21000	12880	12280	7000	32160	210	24419	320	24949	23590	44199	10320	78109
Sep/23	Target	0	0	0	0	0	0	0	0	0	0	0	0	0	3000	0	3000	0	3160	0	3160	210	1775	0	1985	210	7935	0	8145
	Achievement	0	0	0	0	0	0	0	0	0	0	0	0	0	0	3000	3000	1000	0	0	1000	100	1495	0	1595	1100	1495	3000	5595
Upto Sep-23	Target	0	0	0	0	0	0	0	0	0	0	0	0	3000	7500	3000	13500	6435	9465	1000	16900	210	14034	0	14244	9645	30999	4000	44644
	Achievement	0	0	0	0	0	0	0	0	0	0	0	0	1500	0	3000	4500	5935	3390	0	9325	100	8201	0	8301	7535	11591	3000	22126

(All figures in MVA)

Section E - Electricity Generation

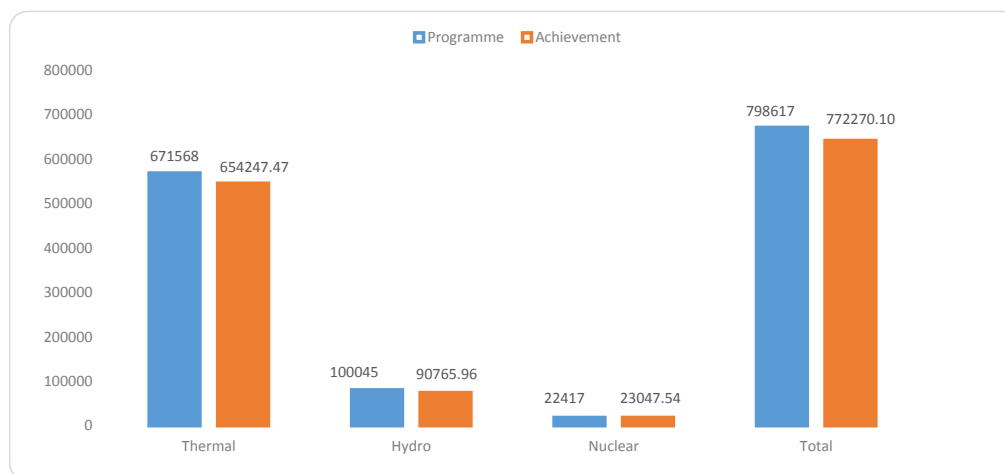
SN	Contents	Page
1	Electricity Generation (MU) Targets and Achievements for 2023-24	22

1. Electricity Generation (MU) Targets and Achievements for 2023-24 from Conventional sources

Sector	Target	Sep-2023			Apr-23 to Sep-23		
		Programme	Achievement*	% Ach.	Programme	Achievement*	% Ach.
Thermal							
Central Sector	512,190.00	40,396.00	39,396.17	97.52	261,133.00	234,552.10	89.82
State Sector	416,884.00	32,290.00	31,340.78	97.06	208,732.00	197,601.76	94.67
Pvt. IPP Sector	377,985.00	28,993.00	36,400.41	125.55	192,694.00	212,611.20	110.34
Pvt. UTL Sector	17,051.00	1,438.00	1,560.26	108.50	9,009.00	9,482.41	105.25
Total	1,324,110.00	103,117.00	108,697.62	105.41	671,568.00	654,247.47	97.42
Hydro							
Central Sector	65,585.00	8,184.00	7,164.81	87.55	44,579.00	40,713.63	91.33
State Sector	75,469.00	9,271.00	7,158.34	77.21	43,754.00	39,163.79	89.51
Pvt. IPP Sector	14,176.00	1,953.00	1,918.88	98.25	10,941.00	9,998.69	91.39
Pvt. UTL Sector	1,470.00	117.00	117.77	100.66	771.00	889.85	115.42
Total	156,700.00	19,525.00	16,359.80	83.79	100,045.00	90,765.96	90.73
Nuclear							
Central Sector	46,190.00	3991.00	4,504.79	112.87	22,417.00	23,047.54	102.81
Total	46,190.00	3991.00	4,504.79	112.87	22,417.00	23,047.54	102.81
Bhutan Import	8,000.00	847.00	943.03	111.34	4,587.00	4,209.13	91.76
RES							
Central Sector	623,965.00	52,571.00	51,065.77	97.14	328,129.00	298,313.27	90.91
State Sector	492,353.00	41,561.00	38,499.12	92.63	252,486.00	236,765.55	93.77
Pvt. Sector	418,682.00	33,348.00	40,940.35	122.77	218,002.00	237,191.28	108.80
Total	1,535,000.00	127,480.00	130,505.24	102.37	798,617.00	772,270.10	96.70
RES	215,000.00	17986.00	19,154.08	106.49	116,055.00	125,322.08	107.99
Grand Total	1,750,000.00	145,466.00	149,659.32	102.88	914,672.00	897,592.18	98.13

* Provisional based on actual-cum-Assesment

All India Energy Generation During Apr-23 to Sep-23 (MU)



Renewable Energy Generation

Figs in BU

Achievement		Cummulative Achievement	Cummulative Achievement
Sep-23	Sep-22	Upto Sep-23	Upto Sep-22
19.15	16.19	125.32	109.07

Section F - Power Supply Position

SN	Contents	Page
1	Energy Power Supply Position (Provisional) for Sep-2023	23
2	Peak Power Supply Position (Provisional) for Sep-2023	24
3	Energy Power Supply Position (Revised) for April-2023 to April-2023	25
4	Peak Power Supply Position (Revised) for April-2023 to April-2023	26
5	Power Supply to Agricultural Sector during Sep-2023	27

###

Monthly Comparison of Power Supply Position (Energy) - Provisional										
(Figures in MU net)										
State / System / Region	September, 2023				September, 2022				% Change	
	Energy Requirement	Energy Supplied	Energy not Supplied		Energy Requirement	Energy Supplied	Energy not Supplied		Energy Requirement	Energy Supplied
	(MU)	(MU)	(MU)	(%)	(MU)	(MU)	(MU)	(%)	(%)	(%)
Chandigarh	194	194	0	0.0	176	176	0	0.0	10.7	10.7
Delhi	3,744	3,743	1	0.0	3,445	3,445	0	0.0	8.7	8.7
Haryana	6,801	6,744	57	0.8	6,161	6,144	17	0.3	10.4	9.8
Himachal Pradesh	1,036	1,034	2	0.2	994	990	4	0.4	4.2	4.4
UT of J&K and Ladakh	1,521	1,476	45	3.0	1,502	1,487	15	1.0	1.2	-0.8
Punjab	8,148	8,148	0	0.0	7,713	7,713	0	0.0	5.6	5.6
Rajasthan	9,401	9,285	116	1.2	8,742	8,708	34	0.4	7.5	6.6
Uttar Pradesh	14,619	14,607	12	0.1	13,225	13,095	131	1.0	10.5	11.5
Uttarakhand	1,398	1,387	11	0.8	1,300	1,289	11	0.8	7.6	7.6
Northern Region (##)	46,973	46,731	242	0.5	43,349	43,137	212	0.5	8.4	8.3
Chhattisgarh	3,081	3,070	11	0.4	3,120	3,117	3	0.1	-1.2	-1.5
Gujarat	12,273	12,249	24	0.2	10,126	10,126	1	0.0	21.2	21.0
Madhya Pradesh	7,317	7,282	35	0.5	6,518	6,517	1	0.0	12.3	11.7
Maharashtra	15,295	15,273	22	0.1	14,430	14,430	0	0.0	6.0	5.8
Dadra & Nagar Haveli and Daman & Diu	849	847	2	0.2	834	834	0	0.0	1.8	1.6
Goa	390	390	0	0.0	380	380	0	0.1	2.5	2.6
Western Region (##)	39,735	39,640	95	0.2	35,989	35,985	5	0.0	10.4	10.2
Andhra Pradesh	6,550	6,550	0	0.0	5,995	5,994	0	0.0	9.3	9.3
Telangana	6,927	6,927	0	0.0	6,162	6,162	0	0.0	12.4	12.4
Karnataka	7,186	7,180	6	0.1	5,407	5,407	0	0.0	32.9	32.8
Kerala	2,352	2,352	0	0.0	2,200	2,200	1	0.0	6.9	6.9
Tamil Nadu	10,014	10,014	0	0.0	9,410	9,409	0	0.0	6.4	6.4
Puducherry	294	294	0	0.0	273	273	0	0.0	7.6	7.6
Lakshadweep (#)	5	5	0	0.0	5	5	0	0.0	1.5	1.5
Southern Region (##)	33,326	33,319	7	0.0	29,451	29,449	2	0.0	13.2	13.1
Bihar	4,153	4,093	60	1.4	3,690	3,635	56	1.5	12.6	12.6
DVC	2,288	2,288	0	0.0	2,164	2,164	0	0.0	5.7	5.7
Jharkhand	1,080	1,031	49	4.5	1,088	1,088	0	0.0	-0.7	-5.3
Odisha	3,544	3,542	2	0.1	3,872	3,872	0	0.0	-8.5	-8.5
West Bengal	5,965	5,965	0	0.0	5,414	5,414	0	0.0	10.2	10.2
Sikkim	38	38	0	0.0	48	48	0	0.0	-19.7	-19.7
Andaman- Nicobar (#)	33	31	2	6.1	28	28	0	0.0	18.4	13.2
Eastern Region (##)	17,074	16,963	111	0.7	16,285	16,229	56	0.3	4.8	4.5
Arunachal Pradesh	80	80	0	0.0	72	72	0	0.0	11.4	11.4
Assam	1,366	1,331	35	2.6	1,212	1,211	0	0.0	12.8	9.9
Manipur	83	83	0	0.0	80	79	1	0.8	4.6	5.4
Meghalaya	165	158	7	4.2	177	177	0	0.0	-6.6	-10.9
Mizoram	42	42	0	0.0	52	52	0	0.0	-19.1	-19.1
Nagaland	86	86	0	0.0	83	83	0	0.0	3.8	3.8
Tripura (*)	174	174	0	0.0	155	155	0	0.0	12.0	12.0
North-Eastern Region (##)	1,997	1,954	43	2.2	1,831	1,830	1	0.0	9.1	6.8
All India	139,105	138,608	497	0.4	126,904	126,629	275	0.2	9.6	9.5

(#) Lakshadweep and Andaman & Nicobar Islands are stand- alone systems, power supply position of these, does not form part of regional requirement and supply.

(*) Excludes the supply to Bangladesh.

Note:
1. Power Supply Position Report has been compiled based on the data.
2. (##) The Regional figures include data of other miscellaneous entities drawing power directly from ISTS.

Monthly Comparison of Power Supply Position (Peak) - Provisional										
(Figures in net MW)										
State / System / Region	September,2023				September, 2022				% Change	
	Peak Demand	Peak Met	Demand not Met		Peak Demand	Peak Met	Demand not Met	Peak Demand	Peak Met	
	(MW)	(MW)	(MW)	(%)	(MW)	(MW)	(MW)	(%)	(%)	(%)
Chandigarh	388	388	0	0.0	374	374	0	0.0	3.7	3.7
Delhi	6,993	6,993	0	0.0	6,687	6,687	0	0.0	4.6	4.6
Haryana	12,753	12,753	0	0.0	12,236	12,236	0	0.0	4.2	4.2
Himachal Pradesh	1,758	1,758	0	0.0	1,748	1,748	0	0.0	0.6	0.6
UT of J&K and Ladakh	2,859	2,659	200	7.0	3,137	2,967	170	5.4	-8.9	-10.4
Punjab	15,068	15,068	0	0.0	14,187	14,187	0	0.0	6.2	6.2
Rajasthan	17,956	17,840	116	0.6	15,843	15,843	0	0.0	13.3	12.6
Uttar Pradesh	27,389	27,389	0	0.0	26,002	26,002	0	0.0	5.3	5.3
Uttarakhand	2,368	2,293	75	3.2	2,313	2,313	0	0.0	2.4	-0.9
Northern Region (##)	80,680	80,500	180	0.2	76,473	75,673	800	1.0	5.5	6.4
Chhattisgarh	5,832	5,832	0	0.0	5,069	5,069	0	0	15.1	15.1
Gujarat	24,544	24,544	0	0.0	17,632	17,632	0	0	39.2	39.2
Madhya Pradesh	14,852	14,852	0	0.0	10,952	10,952	0	0	35.6	35.6
Maharashtra	27,678	27,678	0	0.0	24,178	24,178	0	0	14.5	14.5
Dadra & Nagar Haveli and Daman & Diu	1,306	1,306	0	0.0	1,216	1,216	0	0	7.4	7.4
Goa	704	704	0	0.0	619	619	0	0	13.7	13.7
Western Region (##)	73,948	73,948	0	0.0	56,976	56,976	0	0	29.8	29.8
Andhra Pradesh	12,343	12,327	16	0.1	10,920	10,920	0	0	13.0	12.9
Telangana	15,408	15,370	38	0.2	13,191	13,191	0	0	16.8	16.5
Karnataka	14,698	14,698	0	0.0	11,822	11,818	4	0	24.3	24.4
Kerala	4,115	4,107	8	0.2	3,886	3,886	0	0	5.9	5.7
Tamil Nadu	16,809	16,770	39	0.2	16,073	16,073	0	0	4.6	4.3
Puducherry	464	462	2	0.4	448	444	4	0.8	3.7	4.1
Lakshadweep (#)	11	11	0	0.0	11	11	0	0	0.6	0.6
Southern Region (##)	60,862	60,839	23	0.0	52,551	52,335	216	0.4	15.8	16.2
Bihar	7,387	7,387	0	0.0	6,538	6,538	0	0	13.0	13.0
DVC	3,453	3,453	0	0.0	3,307	3,307	0	0	4.4	4.4
Jharkhand	1,797	1,797	0	0.0	1,751	1,751	0	0	2.6	2.6
Odisha	5,949	5,949	0	0.0	6,543	6,543	0	0	-9.1	-9.1
West Bengal	10,353	10,353	0	0.0	9,414	9,414	0	0	10.0	10.0
Sikkim	98	98	0	0.0	117	117	0	0	-16.2	-16.2
Andaman- Nicobar (#)	61	53	8	13.0	58	58	0	0	6.0	-8.6
Eastern Region (##)	28,920	28,920	0	0.0	26,605	26,605	0	0	8.7	8.7
Arunachal Pradesh	163	163	0	0.0	144	144	0	0	13.2	13.2
Assam	2,413	2,413	0	0.0	2,342	2,308	34	1.5	3.0	4.5
Manipur	209	209	0	0.0	203	203	0	0	3.0	3.0
Meghalaya	331	331	0	0.0	354	354	0	0	-6.5	-6.5
Mizoram	129	129	0	0.0	127	127	0	0	1.6	1.6
Nagaland	172	172	0	0.0	161	161	0	0	6.8	6.8
Tripura (*)	344	344	0	0.0	333	333	0	0	3.3	3.3
North-Eastern Region (##)	3,678	3,678	0	0.0	3,497	3,497	0	0	5.2	5.2
All India	240,174	239,978	196	0.1	200,414	199,472	942	0.5	19.8	20.3

(#) Lakshadweep and Andaman & Nicobar Islands are stand- alone systems.
(*) Excludes the supply to Bangladesh.

Note:

1. Power Supply Position Report has been compiled based on the data furnished by StateUtilities/
2. (##) The Regional figures include data of other miscellaneous entities drawing power directly from ISTS.

ऊर्जा विद्युत आपूर्ति स्थिति रिपोर्ट (संशोधित) /Energy Power Supply Position Report (Revised)

ऑकड़े मिलियन यूनिट नेट / Figures in MU net

राज्य/State	अगस्त,2023 / August,2023				अप्रैल,2023 - अगस्त,2023/ April,2023 to August,2023			
	ऊर्जा आवश्यकता Energy Requirement (MU)	ऊर्जा उपलब्धता Energy Supplied (MU)	ऊर्जा पूर्ति में कमी Energy not Supplied (MU) (%)		ऊर्जा आवश्यकता Energy Requirement (MU)	ऊर्जा उपलब्धता Energy Supplied (MU)	ऊर्जा पूर्ति में कमी Energy not Supplied (MU) (%)	
चंडीगढ़/ Chandigarh	213	213	0	0.0	866	866	0	0.0
दिल्ली / Delhi	4,104	4,103	1	0.0	17,407	17,405	2	0.0
हरियाणा / Haryana	7,658	7,569	89	1.2	29,774	29,612	162	0.5
हिमाचल प्रदेश / Himachal Pradesh	1,149	1,146	3	0.3	5,143	5,127	16	0.3
यू.टी ऑफ जम्मू कश्मीर और लद्दाख / पंजाब / Punjab	1,606	1,585	21	1.3	8,122	8,029	93	1.1
राजस्थान / Rajasthan	9,560	9,560	0	0.0	34,238	34,232	5	0.0
राजस्थान / Rajasthan	10,349	10,154	195	1.9	42,524	42,197	327	0.8
उत्तर प्रदेश / Uttar Pradesh	15,781	15,669	112	0.7	70,671	70,475	196	0.3
उत्तराखंड / Uttarakhand	1,404	1,385	19	1.4	6,788	6,731	58	0.9
Others	115	115	0	0.0	545	545	0	0.0
उत्तरी क्षेत्र / Northern Region (##)	51,939	51,499	440	0.8	216,079	215,220	860	0.4
छत्तीसगढ़ / Chhattisgarh	3,551	3,531	20	0.6	17,400	17,366	33	0.2
गुजरात / Gujarat	13,891	13,889	2	0.0	65,590	65,588	2	0.0
मध्य प्रदेश / Madhya Pradesh	8,725	8,725	0	0.0	42,383	42,383	0	0.0
महाराष्ट्र / Maharashtra	16,972	16,865	107	0.6	86,575	86,426	150	0.2
दादरा और नगर हवेली और दमन और दीव / गोवा / Goa	792	792	0	0.0	3,959	3,959	0	0.0
गोवा / Goa	418	418	0	0.0	2,048	2,048	0	0.0
Others	620	620	0	0.0	3,069	3,069	0	0.0
पश्चिमी क्षेत्र / Western Region (##)	44,968	44,839	129	0.3	221,024	220,839	186	0.1
आन्ध्र प्रदेश / Andhra Pradesh	7,200	7,161	39	0.5	34,476	34,424	52	0.2
तेलंगाना / Telangana	7,689	7,688	1	0.0	32,982	32,978	4	0.0
कर्नाटक / Karnataka	7,909	7,839	70	0.9	37,555	37,481	74	0.2
केरल / Kerala	2,591	2,590	1	0.0	12,957	12,954	3	0.0
तमिल नाडु / Tamil Nadu	11,104	11,103	1	0.0	54,712	54,706	6	0.0
पुडुचेरी / Puducherry	310	310	0	0.0	1,519	1,518	1	0.0
लक्षद्वीप / Lakshadweep (#)	5	5	0	0.0	27	27	0	0.0
Others	4	4	0	0.0	21	21	0	0.0
दक्षिणी क्षेत्र / Southern Region (##)	36,807	36,694	113	0.3	174,222	174,083	139	0.1
बिहार / Bihar	4,298	4,237	61	1.4	20,084	19,782	302	1.5
दामोदर घाटी निगम / DVC	2,309	2,308	1	0.0	11,470	11,468	2	0.0
झारखण्ड / Jharkhand	1,305	1,252	53	4.1	6,388	6,173	215	3.4
ओडिशा/ Odisha	3,705	3,703	2	0.1	18,642	18,639	3	0.0
पश्चिम बंगाल / West Bengal	6,612	6,604	8	0.1	31,749	31,700	49	0.2
सिक्किम / Sikkim	35	35	0	0.0	203	203	0	0.0
अंडमान-निकोबार/ Andaman- Nicobar (#)	33	31	2	6.1	161	157	4	2.7
Others	4	4	0	0.0	38	38	0	0.0
पूर्वी क्षेत्र/ Eastern Region (##)	18,267	18,143	124	0.7	88,574	88,002	572	0.6
अरुणाचल प्रदेश / Arunachal Pradesh	83	83	0	0.0	390	390	0	0.0
असम / Assam	1,345	1,313	32	2.4	5,750	5,711	39	0.7
मणिपुर / Manipur	81	81	0	0.0	385	385	0	0.0
मेघालय / Meghalaya	182	167	15	8.2	932	780	151	16.2
मिज़ोरम / Mizoram	53	53	0	0.0	268	268	0	0.0
नागालैंड / Nagaland	89	89	0	0.0	401	401	0	0.0
त्रिपुरा / Tripura (*)	168	168	0	0.0	762	762	0	0.0
Others	1	1	0	0.0	4	4	0	0.0
उत्तर-पूर्वी क्षेत्र / North-Eastern Region	2,002	1,955	47	2.3	8,891	8,700	190	2.1
सम्पूर्ण भारत / All India	153,983	153,131	852	0.6	708,790	706,844	1,947	0.3

(#) Lakshadweep and Andaman & Nicobar Islands are stand- alone systems, power supply position of these, does not form part of regional requirement and energy supplied.

(*) Excludes energy exported to Bangladesh.

Note:

1. Power Supply Position Report has been compiled based on the data furnished by StateUtilities/ Electricity Departments. The MU figures has been rounded off to
2. (##) The Regional figures include data of other miscellaneous entities drawing power directly from ISTS.
3. Energy Supplied has been matched with Energy Requirement where Energy Requirement is less than Energy Supplied.

अधिकतम विद्युत आपूर्ति स्थिति रिपोर्ट (संशोधित) / Peak Power Supply Position Report (Revised)

ऑकड़े मेगा वाट नेट / Figures in MW net

राज्य/State प्रणाली / System क्षेत्र / Region	अगस्त,2023 / August,2023				अप्रैल,2023 - अगस्त,2023/ April,2023 to August,2023			
	अधिकतम मांग Peak Demand	अधिकतम उपलब्धि Peak Met	मांग की पूर्ति में कमी Demand not Met		अधिकतम मांग Peak Demand	अधिकतम उपलब्धि Peak Met	मांग की पूर्ति में कमी Demand not Met	
	(MW)	(MW)	(MW)	(%)	(MW)	(MW)	(MW)	(%)
चंडीगढ़/ Chandigarh	411	411	0	0.0	411	411	0	0.0
दिल्ली / Delhi	7,437	7,437	0	0.0	7,437	7,437	0	0.0
हरियाणा / Haryana	13,088	12,844	244	1.9	13,088	12,844	244	1.9
हिमाचल प्रदेश / Himachal Pradesh	1,724	1,724	0	0.0	1,809	1,809	0	0.0
यू.टी ऑफ जम्मू कश्मीर और लद्दाख / UT of J&K and Ladakh	2,735	2,735	0	0.0	2,890	2,890	0	0.0
पंजाब / Punjab	15,132	15,132	0	0.0	15,293	15,293	0	0.0
राजस्थान / Rajasthan	17,420	17,266	154	0.9	17,420	17,266	154	0.9
उत्तर प्रदेश / Uttar Pradesh	27,689	27,689	0	0.0	28,704	28,284	420	1.5
उत्तराखंड / Uttarakhand	2,303	2,228	75	3.3	2,536	2,436	100	3.9
Others	201	201	0	0.0	201	201	0	0.0
उत्तरी क्षेत्र / Northern Region (##)	80,980	80,548	432	0.5	80,980	80,548	432	0.5
छत्तीसगढ़ / Chhattisgarh	5,827	5,827	0	0.0	5,827	5,827	0	0.0
गुजरात / Gujarat	23,012	22,972	40	0.2	23,012	22,972	40	0.2
मध्य प्रदेश / Madhya Pradesh	13,624	13,605	19	0.1	13,624	13,605	19	0.1
महाराष्ट्र / Maharashtra	31,178	27,996	3,182	10.2	31,178	27,996	3,182	10.2
दादरा और नगर हवेली और दमन और दीव / Dadra & Nagar Haveli and Daman & Diu	1,327	1,327	0	0.0	1,327	1,327	0	0.0
गोवा / Goa	667	666	1	0.1	776	776	0	0.0
Others	942	942	0	0.0	942	942	0	0.0
पश्चिमी क्षेत्र / Western Region (##)	76,050	72,556	3,494	4.6	76,050	72,556	3,494	4.6
आन्ध्र प्रदेश / Andhra Pradesh	12,508	12,508	0	0.0	12,909	12,900	9	0.1
तेलंगाना / Telangana	14,816	14,816	0	0.0	14,816	14,816	0	0.0
कर्नाटक / Karnataka	16,958	16,950	8	0.0	16,958	16,950	8	0.0
केरल / Kerala	4,356	4,356	0	0.0	5,010	5,010	0	0.0
तमिल नाडू / Tamil Nadu	17,890	17,878	12	0.1	19,045	19,045	0	0.0
पुडुचेरी / Puducherry	505	505	0	0.0	524	524	0	0.0
लक्षद्वीप / Lakshadweep (#)	11	11	0	0.0	12	12	0	0.0
दक्षिणी क्षेत्र / Southern Region (##)	64,103	64,103	0	0.0	64,103	64,103	0	0.0
बिहार / Bihar	8,049	7,420	629	7.8	8,049	7,420	629	7.8
दामोदर घाटी निगम / DVC	3,394	3,391	3	0.1	3,420	3,420	0	0.0
झारखण्ड / Jharkhand	2,193	2,020	173	7.9	2,193	2,020	173	7.9
ओडिशा/ Odisha	6,124	6,124	0	0.0	6,443	6,443	0	0.0
पश्चिम बंगाल / West Bengal	11,037	11,037	0	0.0	11,626	11,626	0	0.0
सिक्किम / Sikkim	93	93	0	0.0	106	106	0	0.1
अंडमान-निकोबार/ Andaman- Nicobar (#)	61	53	8	13.0	61	53	8	13.8
पूर्वी क्षेत्र / Eastern Region (##)	29,958	28,711	1,247	4.2	30,256	29,299	957	3.2
अरुणाचल प्रदेश / Arunachal Pradesh	155	155	0	0.0	165	165	0	0.0
असम / Assam	2,353	2,353	0	0.0	2,390	2,390	0	0.0
मणिपुर / Manipur	209	209	0	0.0	213	213	0	0.0
मेघालय / Meghalaya	322	322	0	0.0	352	332	20	5.7
मिज़ोरम / Mizoram	126	126	0	0.0	127	127	0	0.2
नागालैंड / Nagaland	174	174	0	0.0	174	174	0	0.1
त्रिपुरा / Tripura (*)	330	330	0	0.0	362	362	0	0.0
Others	1	1	0	0.0	1	1	0	0.2
उत्तर-पूर्वी क्षेत्र /North-Eastern Region (##)	3,502	3,501	1	0.0	3,546	3,541	5	0.1
सम्पूर्ण भारत / All India	240,500	239,769	731	0.3	240,500	239,769	731	0.3

(#) Lakshadweep and Andaman & Nicobar Islands are stand-alone systems, power supply position of these, does not form part of regional requirement and supply.

(*) Excludes the supply to Bangladesh.

Note:

1. Power Supply Position Report has been compiled based on the data furnished by StateUtilities/ Electricity Departments. The MW figures has been rounded off to nearest unit place.
2. (##) The Regional figures include data of other miscellaneous entities drawing power directly from ISTS.
3. Peak Met has been matched with Peak Demand where Peak Demand is less than Peak Met.

सितम्बर,2023 कृषि क्षेत्र को विद्युत आपूर्ति का विवरण / Power Supply to Agricultural Sector during September,2023

राज्य /क्षेत्र / State/ Region	औसत विद्युत आपूर्ति घण्टों में / Average Hours of Supply	
	September,2023	April,2023 to September,2023
उत्तरी क्षेत्र / Northern Region		
चंडीगढ़/ Chandigarh	No restriction	No restriction
दिल्ली / Delhi	No restriction	No restriction
हरियाणा / Haryana	Data from State is awaited	8:00 hours/day
हिमाचल प्रदेश / Himachal Pradesh	HPSEBL has only 2% agriculture consumers and uninterrupted power is being supplied to agriculture sector	HPSEBL has only 2% agriculture consumers and uninterrupted power is being supplied to agriculture sector
यू.टी ऑफ जम्मू कश्मीर और लद्दाख / UT of J&K and Ladakh	Data not received	Data not received
पंजाब / Punjab	4:00 hours/day	4:00 to 6:00 hours/day
राजस्थान / Rajasthan	06:30 hours/day	06:30 hours/day
उत्तर प्रदेश / Uttar Pradesh	18:00 hours/day	18:00 hours/day
उत्तराखंड / Uttarakhand	No dedicated feeders (11kV & 33kV) for agriculture load in Uttarakhand.	No dedicated feeders (11kV & 33kV) for agriculture load in Uttarakhand.
पश्चिमी क्षेत्र / Western Region		
छत्तीसगढ़ / Chhattisgarh	24 hours/day	24 hours/day
गुजरात / Gujarat	8:00 hours/day	8:00 hours/day
मध्य प्रदेश / Madhya Pradesh (*)	Three-Phase Supply(Irrigation) - 09:34 hours /day, Three-Phase (Mixed) Supply - 22:58 hours /day	Three-Phase Supply(Irrigation) - 09:34 hours /day, Three-Phase (Mixed) Supply - 22:58 hours /day
महाराष्ट्र / Maharashtra	9 hours/day	9 hours/day
गोवा / Goa	No restriction	No restriction
दक्षिणी क्षेत्र / Southern Region		
आन्ध्र प्रदेश / Andhra Pradesh	07 hours/day .	07 hours/day .
तेलंगाना / Telangana	24 hours/day	24 hours/day
कर्नाटक / Karnataka	07 hours/day .	07 hours/day .
केरल / Kerala	No Restrictions	No Restrictions
तमिल नाडू / Tamil Nadu	9 hours/day (6 hours during day time and 3 hours during night time)	9 hours/day (6 hours during day time and 3 hours during night time)
पुडुचेरी / Puducherry	No Restrictions	No Restrictions
पूर्वी क्षेत्र / Eastern Region		
बिहार / Bihar	About 20 hours/day	About 20 hours/day to More than 22 hours/day
झारखण्ड / Jharkhand	About 20 hours/day	About 20 hours/day
ओडिशा / Odisha	About 23 hours/day	More than 23 hours/day
पश्चिम बंगाल / West Bengal	More than 22 hours/day	More than 22 hours/day to About 23 hours/day

(*) On segregated feeders

Section G - Growth of Power Sector

S.No.	Contents	Page
1	Growth of Rural Electrification & Pump Sets Energisation	28
2	Growth of Installed Capacity since 6th Plan	29
3	Progress of Transmission Sector since 6th Plan	30
4	All India Yearly Coal consumption for Power Generation (Utilities)	31
5	All India Annual Per Capita Consumption of Electricity since -2006	
6	Average cost of power supply & Average revenue realisation (Paisa/kWh)	

1. Growth Of Rural Electrification & Pumpssets Energisation.		
Plan Year	Villages Electrified (Nos.)	Pump Sets Energised
1997-98	3207	284064
1998-99	2780	367244
1999-00	2093	297594
2000-01	1218	311060
2001-02	4111	316074
9th Plan	13409	1576036
2002-03	2626	651095
2003-04	2781	322968
2004-05	3884	331020
2005-06	12632	397343
2006-07	22594	611750
10th Plan	44517	2314176
Cumu. upto End of 10th Plan	482864 #	15455554
01.04.07 to 31.03.08	5743	412667
01.04.08 to 31.03.09	8629	499150
01.04.09 to 31.03.10	3726	557976
01.04.10 to 31.03.11	46708	840909
01.04.11 to 31.03.12	9769	652913
11th Plan	74575	2963615
Cumu. upto End of 11th Plan	557439	18423975
# Cumulative up to end of 12th Plant (2012-13 to 2016-17)	596556*	21212860
2017-18	597464	21509075
2018-19	100% villages electrified in 2017-2018	21798964
2019-20		22044042
2020-21		22089217
2021-22		Under Process
Total upto 31.03.2023		Under Process

No. of villages electrified is reduced due to revision of data by states as per new definition of villiage electrification since 2004-05

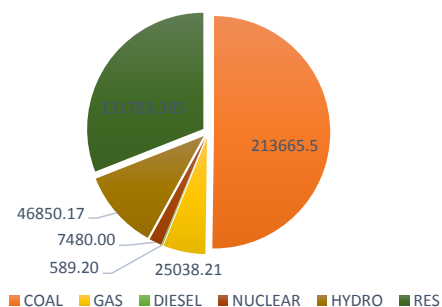
2. Growth of Installed Capacity Since 6th Plan

(In MW)

Plan / Year	Thermal				Nuclear	Hydro	RES (MNRE)*	Total
	Coal	Gas	Diesel	Total				
End of 6th Plan	26310.83	541.50	177.37	27029.70	1095	14460.02	0	42584.72
End of 7th Plan	41237.48	2343.00	165.09	43745.57	1565	18307.63	18.14	63636.34
End of 8th Plan	54154.48	6561.90	293.9	61010.28	2225	21658.08	902.01	85795.37
End of 9th Plan	62130.88	11163.10	1134.83	74428.81	2720	26268.76	1628.39	105045.96
End of 10th Plan	71121.38	13691.71	1201.75	86014.84	3900	34653.77	7760.6	132329.21
End of 11th Plan	112022.38	18381.05	1199.75	131603.18	4780	38990.4	24503.45	199877.03
End of 12th Plan	192162.88	25329.38	837.63	218329.88	6780	44478.42	57244	326832.30
Up to Sep-2023	213665.50	25038.21	589.20	239292.91	7480.00	46850.17	131783.39	425406.47

*RES as on 30-09-2023

Total Installed Capacity =425406.468



3. Progress of Transmission Sector in the Country up to Sep-2023

1. TRANSMISSION LINES

(All fig. in CKM)

At the end of	± 800 kV HVDC				± 500 kV HVDC				± 320 kV HVDC				765 kV				400 kV				220 kV				Grand Total			
	Central	State	JV/Private	Total	Central	State	JV/Private	Total	Central	State	JV/Private	Total	Central	State	JV/Private	Total	Central	State	JV/Private	Total	Central	State	JV/Private	Total	Central	State	JV/Private	Total
6th plan	0	0	0	0	0	0	0	0	0	0	0	0	0	0	0	0	1831	4198	0	6029	1641	44364	0	46005	3472	48562	0	52034
7th plan	0	0	0	0	0	0	0	0	0	0	0	0	0	0	0	0	13068	6756	0	19824	4560	55071	0	59631	17628	61827	0	79455
8th plan	0	0	0	0	1634	0	0	1634	0	0	0	0	0	0	0	0	23001	13141	0	36142	6564	73036	0	79600	31199	86177	0	117376
9th plan	0	0	0	0	3234	1504	0	4738	0	0	0	0	751	409	0	1160	29345	20033	0	49378	8687	88306	0	96993	42017	110252	0	152269
10th plan	0	0	0	0	4368	1504	0	5872	0	0	0	0	1775	409	0	2184	48708	24730	0	73438	9444	105185	0	114629	64295	131828	0	196123
11th Plan	0	0	0	0	5948	1504	1980	9432	0	0	0	0	4839	411	0	5250	71023	30191	5605	106819	10140	125010	830	135980	91950	157116	8415	257481
12th Plan	6124	0	0	6124	5948	1504	1980	9432	0	0	0	0	25465	1177	4598	31240	92482	48240	17065	157787	11014	151276	978	163268	141033	202197	24621	367851
Plan Period 2017-22 (Up to Mar'2019)	6124	0	0	6124	5948	1504	1980	9432	0	0	0	0	33692	1512	6605	41809	101335	58238	21173	180746	11734	162552	1010	175296	158833	223806	30768	413407
Plan Period 2017-22 (Up to Mar'2020)	6124	0	0	6124	5948	1504	1980	9432	0	0	0	0	36427	1512	6914	44853	102855	59934	21732	184521	11968	167163	1010	180141	163322	230113	31636	425071
Plan Period 2017-22 (Up to Mar'2021)	9655	0	0	9655	5948	504+33	1980	9432	288	0	0	288	36967	1512	7611	46090	105648	61339	22923	189910	11982	173415	1049	186446	170488	237770	33563	441821
13th Plan	9655	0	0	9655	5948	1504	1980	9432	288	0	0	288	39304	2833	8886	51023	107855	63195	22928	193978	12114	179177	1049	192340	175164	246709	34843	456716
Upto March 2023	9655	0	0	9655	5948	1504	1980	9432	288	0	0	288	39586	2833	10259	52678	109330	64887	23533	197750	14283	184301	2954	201538	179090	253525	38726	471341
Upto September 2023	9655	0	0	9655	5948	1504	1980	9432	288	0	0	288	39586	2833	11254	53673	110969	65196	23628	199793	14291	186340	3075	203706	180737	255873	39937	476547

Inter-regional Power Transfer Capacity (MW)	
IR at the end of 11th Plan	27,150
IR at the end of 12th Plan	75,050
IR addition in 12th plan (upto March 2017)	47,900
Inter-regional Transmission Capacity added during Plan Period 2017-22	37200*
Inter-regional Transmission capacity (cumulative) (as on September-2023)	112250*

* 600 MW of 132 kV Inter-Regional power transmission capacity links which are operated radially from time to time is not added in the total.

4. All India yearly Coal Consumption for Power Generation (Utilities)

YEAR	Coal Consumption Million Tonnes
2004-05	278.00
2005-06	281.00
2006-07	302.00
2007-08	330.00
2008-09	355.00
2009-10	367.00
2010-11	387.00
2011-12	417.56
2012-13	454.60
2013-14	489.40
2014-15	530.40
2015-16	545.90
2016-17	574.30
2017-18	608.00
2018-19	628.90
2019-20	622.20
2020-21	615.44
2021-22	697.34
2022-23	Under Process

45170

5. All India Annual per Capita consumption of Electricity Since 2006

Year	Per Capita Consumption (kWh)#
2005-06	631.4
2006-07	671.9
2007-08	717.1
2008-09	733.5
2009-10	778.6
2010-11	818.8
2011-12	883.63
2012-13	914.41
2013-14	957
2014-15	1010
2015-16	1075
2016-17	1122
2017-18	1149
2018-19	1181
2019-20	1208
2020-21	1161
2021-22	1255
2022-23	1331*

(GrossGen.+ Net Import) / Mid-year population

6. Average cost of power supply & average revenue realization (paise/kWh)

Year	cost of supply (paise/unit)	Realization(paise/unit)	
		Including Agriculture	Only Agriculture
2004-05	254	209	75.68
2005-06	260	221	76.36
2006-07	276	227	74.23
2007-08	293	239	77.27
2008-09	340	263	87.13
2009-10	355	268	88.70
2010-11	398	303	119.75
2011-12	455	330	135.14
2012-13	501	376	148.67
2013-14	519	Data Not Available	
2014-15	521		
2015-16	531		
2016-17	538		
2017-18	550		
2018-19	600		
2019-20	614		
2020-21	619		
2021-22	Under process		
2022-23	Under process		

Source:- PFC Reports on the performance of State Power Utilities
*:-provisional

SECTION H: RATE OF SALE OF POWER

SN	Contents	Page
1	Rate of sale of power	32-47
2	Outstanding dues of Power Utilities Payable to CPSUs on Monthly basis	48

RATE OF SALE OF POWER FOR THE YEAR 2021-22

S.No.	SECTOR	UTILITY	Energy Source- Coal/Gas/ Naptha/LSHS/ Diesel/Hydro	State where the unit is located	Installed Capacity(M W)	Net Gen (Mkwh).	Unit of Cost of Gen.(Pais e/Kwh)	Fixed Chaeiges (Paise/Kwh) (i)	Energy Charges (Paise/K wh) (ii)	Rate of Sale of Power as approved by CERC/SERC (Paise/Kwh) iii=(i+ii)
1	CENTRAL SECTOR	BBMB	HYDRO-HYDRO	HP(Bhakhra)/PUNJAB(kotla & Gungwal)	1550.73	5516.43	48.59	0.00	0.00	80.98
2	CENTRAL SECTOR	BBMB	HYDRO-HYDRO	HIMACHAL PRADESH	990.00	3081.12	76.77	0.00	0.00	80.98
3	CENTRAL SECTOR	BBMB	HYDRO-HYDRO	HIMACHAL PRADESH	396.00	1088.30	37.13	0.00	0.00	80.98
4	CENTRAL SECTOR	NHPC LTD.	HYDRO-HYDRO	HIMACHAL PRADESH	180.00	574.37	193.85	111.74	111.74	223.47
5	CENTRAL SECTOR	NHPC LTD.	HYDRO-HYDRO	HIMACHAL PRADESH	540.00	1868.89	134.62	114.11	114.11	228.23
6	CENTRAL SECTOR	NHPC LTD.	HYDRO-HYDRO	HIMACHAL PRADESH	300.00	1331.91	102.31	100.47	100.47	200.95
7	CENTRAL SECTOR	NHPC LTD.	HYDRO-HYDRO	HIMACHAL PRADESH	231.00	985.29	257.59	197.01	197.01	394.01
8	CENTRAL SECTOR	NHPC LTD.	HYDRO-HYDRO	HIMACHAL PRADESH	520.00	597.34	208.02	153.93	153.93	307.85
9	CENTRAL SECTOR	NHPC LTD.	HYDRO-HYDRO	UTTARAKHAND	280.00	1188.62	149.64	123.05	123.05	246.10
10	CENTRAL SECTOR	NHPC LTD.	HYDRO-HYDRO	UT of Ladakh	44.00	165.67	583.52	442.04	442.04	884.07
11	CENTRAL SECTOR	NHPC LTD.	HYDRO-HYDRO	JAMMU & KASHMIR	390.00	2089.61	208.87	224.28	224.28	448.56
12	CENTRAL SECTOR	NHPC LTD.	HYDRO-HYDRO	JAMMU & KASHMIR	690.00	3271.05	85.15	61.57	61.57	123.14
13	CENTRAL SECTOR	NHPC LTD.	HYDRO-HYDRO	UTTARAKHAND	94.20	491.43	276.72	164.84	164.84	329.68
14	CENTRAL SECTOR	NHPC LTD.	HYDRO-HYDRO	JAMMU & KASHMIR	480.00	2857.45	69.17	82.22	82.22	164.44
15	CENTRAL SECTOR	NHPC LTD.	HYDRO-HYDRO	JAMMU & KASHMIR	240.00	1563.34	285.37	213.15	213.15	426.30
16	CENTRAL SECTOR	NHPC LTD.	HYDRO-HYDRO	UT of Ladakh	45.00	225.89	588.21	456.95	456.95	913.90
17	CENTRAL SECTOR	NHPC LTD.	HYDRO-HYDRO	JAMMU & KASHMIR	120.00	61.65	373.71	264.80	264.80	529.60
18	CENTRAL SECTOR	NTPC LTD.	THERMAL-GAS	RAJASTHAN	419.33	42.00	0.00	71.00	571.00	642.00
19	CENTRAL SECTOR	NTPC LTD.	THERMAL-GAS	UTTAR PRADESH	663.36	214.00	0.00	63.00	543.00	606.00
20	CENTRAL SECTOR	NTPC LTD.	THERMAL-GAS	HARYANA	431.59	127.60	0.00	75.00	446.00	521.00
45170	CENTRAL SECTOR	NTPC LTD.	THERMAL-GAS	GUJARAT	657.39	254.00	0.00	104.00	622.00	726.00
22	CENTRAL SECTOR	NTPC LTD.	THERMAL-COAL	UTTAR PRADESH	840.00	1248.00	0.00	97.00	319.00	416.00
	CENTRAL SECTOR	NTPC LTD.	THERMAL-COAL	UTTAR PRADESH	980.00	3895.00	0.00	136.00	332.00	468.00
24	CENTRAL SECTOR	NTPC LTD.	THERMAL-GAS	UTTAR PRADESH	829.78	564.00	0.00	50.00	748.00	798.00
25	CENTRAL SECTOR	NTPC LTD.	THERMAL-GAS/RLNG	HARYANA	431.59	127.60	0.00	75.00	446.00	521.00
26	CENTRAL SECTOR	NTPC LTD.	THERMAL-COAL	UTTAR PRADESH	1000.00	7074.00	0.00	84.00	142.00	227.00
27	CENTRAL SECTOR	NTPC LTD.	THERMAL-COAL	UTTAR PRADESH	1000.00	6073.00	0.00	75.00	143.00	218.00
28	CENTRAL SECTOR	NTPC LTD.	THERMAL-COAL	UTTAR PRADESH	1000.00	7237.00	0.00	144.00	140.00	284.00
29	CENTRAL SECTOR	NTPC LTD.	THERMAL-COAL	UTTAR PRADESH	2000.00	12693.00	0.00	66.00	152.00	217.00
30	CENTRAL SECTOR	NTPC LTD.	THERMAL-COAL	UTTAR PRADESH	440.00	1288.00	0.00	126.00	366.00	492.00
31	CENTRAL SECTOR	NTPC LTD.	THERMAL-COAL	UTTAR PRADESH	1320.00	6013.00	0.00	147.00	279.00	426.00
32	CENTRAL SECTOR	NTPC LTD.	THERMAL-COAL	UTTAR PRADESH	420.00	1710.00	0.00	108.00	328.00	436.00
33	CENTRAL SECTOR	NTPC LTD.	THERMAL-COAL	UTTAR PRADESH	420.00	2106.00	0.00	107.00	333.00	440.00
34	CENTRAL SECTOR	NTPC LTD.	THERMAL-COAL	UTTAR PRADESH	210.00	1110.00	0.00	135.00	330.00	464.00
35	CENTRAL SECTOR	NTPC LTD.	THERMAL-COAL	UTTAR PRADESH	500.00	2573.00	0.00	167.00	309.00	476.00
36	CENTRAL SECTOR	NTPC LTD.	HYDRO-HYDRO	HIMACHAL PRADESH	800.00	2634.00	0.00	245.00	245.00	490.00
37	CENTRAL SECTOR	NPCIL	NUCLEAR-NUCLEAR	UTTAR PRADESH	440.00	3217.00	301.64	0.00	0.00	299.14
38	CENTRAL SECTOR	NPCIL	NUCLEAR-NUCLEAR	RAJASTHAN	640.00	7418.00	333.11	0.00	0.00	334.39
39	CENTRAL SECTOR	NPCIL	NUCLEAR-NUCLEAR	RAJASTHAN	440.00		390.52	0.00	0.00	392.48
40	CENTRAL SECTOR	SJVNL	HYDRO-HYDRO	HIMACHAL PRADESH	1500.00	7067.37	91.00	118.20	118.20	236.40
41	CENTRAL SECTOR	SJVNL	HYDRO-HYDRO	HIMACHAL PRADESH	412.02	1981.19	239.00	208.50	208.50	417.00
42	CENTRAL SECTOR	THDC	HYDRO-HYDRO	UTTARAKHAND	1000.00	2702.97	156.00	192.00	195.00	387.00
43	CENTRAL SECTOR	THDC	HYDRO-HYDRO	UTTARAKHAND	400.00	1016.94	290.00	231.00	230.00	461.00
44	CENTRAL SECTOR	THDC	HYDRO-HYDRO	UTTAR PRADESH	24.00	56.94	0.00	0.00	0.00	487.00
45	STATE SECTOR	BIHAR STATE HEPCL	HYDRO-HYDRO	BIHAR	15.00	13.10	215.00	0.00	0.00	266.00
46	STATE SECTOR	BIHAR STATE HEPCL	HYDRO-HYDRO	BIHAR	3.30	1.06	118.00	0.00	0.00	266.00
47	STATE SECTOR	BIHAR STATE HEPCL	HYDRO-HYDRO	BIHAR	6.60	1.97	339.00	0.00	0.00	266.00
48	STATE SECTOR	BIHAR STATE HEPCL	HYDRO-HYDRO	BIHAR	1.00	0.66	289.00	0.00	0.00	266.00
49	STATE SECTOR	BIHAR STATE HEPCL	HYDRO-HYDRO	BIHAR	1.00	0.89	185.00	0.00	0.00	266.00
50	STATE SECTOR	BIHAR STATE HEPCL	HYDRO-HYDRO	BIHAR	1.00	0.46	233.00	0.00	0.00	266.00

RATE OF SALE OF POWER FOR THE YEAR 2021-22

51	STATE SECTOR	BIHAR STATE HEPCL	HYDRO-HYDRO	BIHAR	1.00	0.62	216.00	0.00	0.00	266.00
52	STATE SECTOR	BIHAR STATE HEPCL	HYDRO-HYDRO	BIHAR	0.50	0.19	801.00	0.00	0.00	266.00
53	STATE SECTOR	BIHAR STATE HEPCL	HYDRO-HYDRO	BIHAR	1.00	0.00	324.00	0.00	0.00	266.00
54	STATE SECTOR	BIHAR STATE HEPCL	HYDRO-HYDRO	BIHAR	0.70	0.66	226.00	0.00	0.00	266.00
55	STATE SECTOR	BIHAR STATE HEPCL	HYDRO-HYDRO	BIHAR	19.20	8.39	452.00	0.00	0.00	266.00
56	STATE SECTOR	BIHAR STATE HEPCL	HYDRO-HYDRO	BIHAR	1.00	0.78	247.00	0.00	0.00	266.00
57	STATE SECTOR	BIHAR STATE HEPCL	HYDRO-HYDRO	BIHAR	3.00	2.31	113.00	0.00	0.00	266.00
58	CENTRAL SECTOR	KANTI BIJLEE UTPADAN N LTD	THERMAL-COAL	BIHAR	220.00	229.20	316.40	122.00	316.00	438.40
59	CENTRAL SECTOR	KANTI BIJLEE UTPADAN N LTD	THERMAL-COAL	BIHAR	390.00	2338.85	270.20	273.40	270.20	543.60
60	STATE SECTOR	ODISHA HPCL	HYDRO-HYDRO	ODISHA	510.00	1001.96	83.19	38.00	38.00	75.99
61	STATE SECTOR	ODISHA HPCL	HYDRO-HYDRO	ODISHA	275.50	700.71	103.43	42.76	42.76	85.52
62	STATE SECTOR	ODISHA HPCL	HYDRO-HYDRO	ODISHA	72.00	263.24	99.49	17.95	17.95	35.91
63	STATE SECTOR	ODISHA HPCL	HYDRO-HYDRO	ODISHA	250.00	837.92	79.72	33.29	33.29	66.58
64	STATE SECTOR	ODISHA HPCL	HYDRO-HYDRO	ODISHA	600.00	1124.79	85.15	85.52	85.52	171.04
65	STATE SECTOR	ODISHA HPCL	HYDRO-HYDRO	ODISHA	320.00	440.01	159.00	33.32	33.32	66.65
66	PRIVATE SECTOR	GATI INFRA. PVT	HYDRO-HYDRO	SIKKIM	110.00	514.21	33.00	0.00	0.00	384.00
67	STATE SECTOR	TENUGHAT VIDYUT NIGAM LTD	THERMAL-COAL	JHARKHAND	420.00	1594.51	473.18	113.00	266.00	379.00
68	STATE SECTOR	DPL	THERMAL-COAL	WEST BENGAL	550.00	2567.61	564.00	25.87	156.59	182.45
69	STATE SECTOR	WEST BENGAL PDCL	THERMAL-COAL	WEST BENGAL	1260.00	3789.46	457.96	63.51	278.41	341.92
70	STATE SECTOR	WEST BENGAL PDCL	THERMAL-COAL	WEST BENGAL	1050.00	7597.90	337.53	110.35	180.15	290.50
71	STATE SECTOR	WEST BENGAL PDCL	THERMAL-COAL	WEST BENGAL	335.00	1558.55	445.12	95.43	233.98	329.41
72	STATE SECTOR	WEST BENGAL PDCL	THERMAL-COAL	WEST BENGAL	500.00	3583.45	388.13	131.94	194.97	326.91
73	STATE SECTOR	WEST BENGAL PDCL	THERMAL-COAL	WEST BENGAL	1600.00	10984.59	639.16	238.71	353.03	591.74
74	STATE SECTOR	WEST BENGAL SEDCL	HYDRO-HYDRO	WEST BENGAL	44.00	176.41	162.00	0.00	0.00	689.00
75	STATE SECTOR	WEST BENGAL SEDCL	HYDRO-HYDRO	WEST BENGAL	51.00	265.63	128.00	0.00	0.00	689.00
76	STATE SECTOR	WEST BENGAL SEDCL	HYDRO-HYDRO	WEST BENGAL	67.50	71.74	454.00	0.00	0.00	689.00

RATE OF SALE OF POWER FOR THE YEAR 2021-22

77	STATE SECTOR	WEST BENGAL SEDCL	HYDRO-HYDRO	WEST BENGAL	900.00	1163.28	268.00	0.00	0.00	689.00
78	STATE SECTOR	WEST BENGAL SEDCL	HYDRO-HYDRO	WEST BENGAL	12.60	32.83	287.00	0.00	0.00	689.00
79	STATE SECTOR	HPGCL	THERMAL-COAL	HARYANA	210.00	173.51	579.00	174.00	381.00	555.00
80	STATE SECTOR	HPGCL	THERMAL-COAL	HARYANA	250.00	1255.85	539.00	137.00	376.00	513.00
81	STATE SECTOR	HPGCL	THERMAL-COAL	HARYANA	250.00	1062.90	539.00	138.00	376.00	514.00
82	STATE SECTOR	HPGCL	THERMAL-COAL	HARYANA	300.00	924.03	452.00	73.00	366.00	439.00
83	STATE SECTOR	HPGCL	THERMAL-COAL	HARYANA	300.00	1460.82	442.00	93.00	368.00	461.00
84	STATE SECTOR	HPGCL	THERMAL-COAL	HARYANA	600.00	2521.53	445.00	84.00	370.00	454.00
85	STATE SECTOR	HPGCL	HYDRO-HYDRO	HARYANA	62.40	253.79	113.00	103.00	0.00	103.00
86	STATE SECTOR	HPSEB	HYDRO-HYDRO	HIMACHAL PRADESH	60.00	227.02	76.00	37.00	37.00	74.00
87	STATE SECTOR	HPSEB	HYDRO-HYDRO	HIMACHAL PRADESH	16.95	71.04	150.00	67.00	67.00	134.00
88	STATE SECTOR	HPSEB	HYDRO-HYDRO	HIMACHAL PRADESH	120.00	640.04	63.00	46.00	46.00	92.00
89	STATE SECTOR	HPSEB	HYDRO-HYDRO	HIMACHAL PRADESH	22.50	98.41	169.00	225.00	225.00	450.00
90	STATE SECTOR	HPSEB	HYDRO-HYDRO	HIMACHAL PRADESH	66.00	317.36	79.00	30.00	30.00	60.00
91	STATE SECTOR	HPSEB	HYDRO-HYDRO	HIMACHAL PRADESH	6.00	31.46	155.00	114.00	114.00	228.00
92	STATE SECTOR	HPSEB	HYDRO-HYDRO	HIMACHAL PRADESH	10.50	40.61	228.00	144.00	144.00	288.00
93	STATE SECTOR	HPSEB	HYDRO-HYDRO	HIMACHAL PRADESH	12.00	40.17	191.00	109.00	109.00	218.00
94	STATE SECTOR	HPSEB	HYDRO-HYDRO	HIMACHAL PRADESH	3.00	7.36	0.00	225.00	225.00	450.00
95	STATE SECTOR	HPSEB	HYDRO-HYDRO	HIMACHAL PRADESH	4.50	6.87	0.00	225.00	225.00	450.00
96	STATE SECTOR	HPSEB	HYDRO-HYDRO	HIMACHAL PRADESH	12.00	53.55	231.00	225.00	225.00	450.00
97	STATE SECTOR	HPSEB	HYDRO-HYDRO	HIMACHAL PRADESH	126.00	579.20	153.00	61.00	61.00	122.00
98	STATE SECTOR	HPSEB	HYDRO-HYDRO	HIMACHAL PRADESH	2.50	4.70	580.00	171.00	171.00	342.00
99	STATE SECTOR	HPSEB	HYDRO-HYDRO	HIMACHAL PRADESH	1.75	5.65	376.00	155.00	155.00	310.00
100	STATE SECTOR	HPSEB	HYDRO-HYDRO	HIMACHAL PRADESH	1.50	4.51	183.00	41.00	41.00	82.00
101	STATE SECTOR	HPSEB	HYDRO-HYDRO	HIMACHAL PRADESH	2.00	0.00	0.00	225.00	225.00	450.00
102	STATE SECTOR	HPSEB	HYDRO-HYDRO	HIMACHAL PRADESH	2.00	1.04	0.00	182.00	182.00	364.00
103	STATE SECTOR	HPSEB	HYDRO-HYDRO	HIMACHAL PRADESH	4.50	11.08	186.00	225.00	225.00	450.00
104	STATE SECTOR	HPSEB	HYDRO-HYDRO	HIMACHAL PRADESH	0.45	1.43	207.00	148.00	148.00	296.00
105	STATE SECTOR	HPSEB	HYDRO-HYDRO	HIMACHAL PRADESH	10.00	46.41	0.95	0.00	0.00	450.00
106	STATE SECTOR	HPSEB	HYDRO-HYDRO	HIMACHAL PRADESH	3.00	5.24	828.00	225.00	225.00	450.00
107	STATE SECTOR	IPGCL	THERMAL-GAS	DELHI	270.00	208.28	1494.00	82.00	852.00	934.00
108	STATE SECTOR	PPCL	THERMAL-GAS	DELHI	330.00	1491.71	946.00	84.00	892.00	956.00
109	STATE SECTOR	PPCL	THERMAL-GAS	DELHI	1371.20	3084.37	485.00	132.00	315.00	447.00
110	STATE SECTOR	J&KPDC	HYDRO-HYDRO	JAMMU & KASHMIR	105.00	621.47	0.00	0.00	0.00	51.00
111	STATE SECTOR	J&KPDC	HYDRO-HYDRO	JAMMU & KASHMIR	22.60	64.14	0.00	0.00	0.00	63.00
112	STATE SECTOR	J&KPDC	HYDRO-HYDRO	JAMMU & KASHMIR	105.00	254.43	0.00	0.00	0.00	85.00
113	STATE SECTOR	J&KPDC	HYDRO-HYDRO	JAMMU & KASHMIR	15.00	11.55	0.00	0.00	0.00	47.00
114	STATE SECTOR	J&KPDC	HYDRO-HYDRO	JAMMU & KASHMIR	2.00	8.12	0.00	0.00	0.00	310.00
115	STATE SECTOR	J&KPDC	HYDRO-HYDRO	JAMMU & KASHMIR	23.30	61.29	0.00	0.00	0.00	66.00
116	STATE SECTOR	J&KPDC	HYDRO-HYDRO	JAMMU & KASHMIR	2.00	3.91	0.00	0.00	0.00	93.00
117	STATE SECTOR	J&KPDC	HYDRO-HYDRO	JAMMU & KASHMIR	7.50	0.00	0.00	0.00	0.00	142.00
118	STATE SECTOR	J&KPDC	HYDRO-HYDRO	JAMMU & KASHMIR	3.75	0.90	0.00	0.00	0.00	185.00
119	STATE SECTOR	J&KPDC	HYDRO-HYDRO	JAMMU & KASHMIR	3.00	4.02	0.00	0.00	0.00	297.00
120	STATE SECTOR	J&KPDC	HYDRO-HYDRO	JAMMU & KASHMIR	4.50	6.61	0.00	0.00	0.00	329.00
121	STATE SECTOR	J&KPDC	HYDRO-HYDRO	JAMMU & KASHMIR	0.75	0.39	0.00	0.00	0.00	298.00
122	STATE SECTOR	J&KPDC	HYDRO-HYDRO	JAMMU & KASHMIR	1.00	0.65	0.00	0.00	0.00	287.00
123	STATE SECTOR	J&KPDC	HYDRO-HYDRO	JAMMU & KASHMIR	1.26	0.66	0.00	0.00	0.00	350.00
124	STATE SECTOR	J&KPDC	HYDRO-HYDRO	JAMMU & KASHMIR	9.00	0.00	0.00	0.00	0.00	202.00
125	STATE SECTOR	J&KPDC	HYDRO-HYDRO	JAMMU & KASHMIR	1.50	0.00	0.00	0.00	0.00	89.00
126	STATE SECTOR	J&KPDC	HYDRO-HYDRO	JAMMU & KASHMIR	0.30	0.32	0.00	0.00	0.00	333.00
127	STATE SECTOR	J&KPDC	HYDRO-HYDRO	JAMMU & KASHMIR	0.10	0.12	0.00	0.00	0.00	354.00
128	STATE SECTOR	J&KPDC	HYDRO-HYDRO	JAMMU & KASHMIR	0.40	0.55	0.00	0.00	0.00	262.00
129	STATE SECTOR	J&KPDC	HYDRO-HYDRO	JAMMU & KASHMIR	450.00	1588.63	0.00	0.00	0.00	629.00
130	STATE SECTOR	J&KPDC	HYDRO-HYDRO	JAMMU & KASHMIR	4.00	0.00	0.00	0.00	0.00	41.00

RATE OF SALE OF POWER FOR THE YEAR 2021-22

131		APCPL	THERMAL-COAL	HARYANA	1500.00	6616.97	513.20	161.50	351.70	513.20
132	PRIVATE SECTOR	CLP INDIA PVT. LTD.(JHAJJAR POWER LTD)	THERMAL-COAL	HARYANA	1320.00	7242.11	431.00	95.00	355.67	450.67
133	STATE SECTOR	J&KPDC	HYDRO-HYDRO	JAMMU & KASHMIR	450.00	1033.97	0.00	0.00	0.00	269.00
134	STATE SECTOR	J&KPDC	HYDRO-HYDRO	JAMMU & KASHMIR	450.00	1048.03	0.00	0.00	0.00	730.00
135	PRIVATE SECTOR	ALAKNANDA HPCL	HYDRO-HYDRO	UTTARAKHAND	330.00	1418.88	229.00	329.40	329.40	658.80
136	PRIVATE SECTOR	GAMA INFRAPROP PVT.	THERMAL-GAS RLNG	UTTARAKHAND	214.00	353.68	462.90	133.90	468.90	602.80
137	PRIVATE SECTOR	JP POWER VENTURES LTD	THERMAL-COAL	MADHYA PRADESH	500.00	2292.94	310.00	193.10	310.40	503.50
138	PRIVATE SECTOR	JP POWER VENTURES LTD	THERMAL-COAL	MADHYA PRADESH	1320.00	7955.48	210.00	182.30	56.40	238.70
139	PRIVATE SECTOR	JP POWER VENTURES LTD	HYDRO-HYDRO	UTTARAKHAND	400.00	1777.26	0.00	15.16	102.35	117.51
140	PRIVATE SECTOR	MB POWER	THERMAL-COAL	MADHYA PRADESH	1200.00	7260.00	0.00	185.00	244.00	429.00
141	PRIVATE SECTOR	ESSAR POWER MP LTD	THERMAL-COAL	MADHYA PRADESH	1200.00	149.39	0.00	0.00	228.76	228.76
142	PRIVATE SECTOR	JHABUA POWER LTD	THERMAL-COAL	MADHYA PRADESH	600.00	3493.41	284.55	230.94	259.50	490.44
143	PRIVATE SECTOR	MALANA PCL	HYDRO-HYDRO	HIMACHAL PRADESH	86.00	243.92	198.43	0.00	0.00	467.08
144	PRIVATE SECTOR	EVEREST PPL	HYDRO-HYDRO	HIMACHAL PRADESH	100.00	300.30	0.00	194.90	194.90	389.80
145	PRIVATE SECTOR	JSW HYDRO ENERGY LTD.	HYDRO-HYDRO	HIMACHAL PRADESH	1045.00	4214.41	0.00	0.00	0.00	287.00
146	PRIVATE SECTOR	JSW HYDRO ENERGY LTD.	HYDRO-HYDRO	HIMACHAL PRADESH	300.00	1305.88	0.00	0.00	0.00	219.00
147	PRIVATE SECTOR	AD HYDRO POWER LTD.	HYDRO-HYDRO	HIMACHAL PRADESH	192.00	552.10	295.20	0.00	0.00	463.33
148	STATE SECTOR	HPPCL	HYDRO-HYDRO	HIMACHAL PRADESH	5.00	8.03	0.00	0.00	0.00	431.00
149	STATE SECTOR	HPPCL	HYDRO-HYDRO	HIMACHAL PRADESH	195.00	180.80	0.00	0.00	0.00	408.00
150	STATE SECTOR	HPPCL	HYDRO-HYDRO	HIMACHAL PRADESH	100.00	359.11	0.00	0.00	0.00	421.00
151	STATE SECTOR	HPPCL	HYDRO-HYDRO	HIMACHAL PRADESH	111.00	277.62	0.00	0.00	0.00	477.00

RATE OF SALE OF POWER FOR THE YEAR 2021-22

152	PRIVATE SECTOR	JSW ENERGY LTD.	THERMAL-LIG	RAJASTHAN	1080.00	6515.37	230.00	170.00	250.00	420.00
153	PRIVATE SECTOR	NABHA POWER LTD.(PSPCL)	THERMAL-COAL	PUNJAB	1400.00	9188.78	311.38	126.19	311.38	437.56
154	PRIVATE SECTOR	TALWANDI SABO POWER LTD.	THERMAL-COAL	PUNJAB	1980.00	8259.00	418.00	114.30	358.40	472.70
155	PRIVATE SECTOR	BAJAJ ENERGY PVT. LTD.	THERMAL-COAL	UTTAR PRADESH	90.00	185.00	393.00	185.00	389.00	574.00
156	PRIVATE SECTOR	BAJAJ ENERGY PVT. LTD.	THERMAL-COAL	UTTAR PRADESH	90.00	185.00	407.00	183.00	388.00	571.00
157	PRIVATE SECTOR	BAJAJ ENERGY PVT. LTD.	THERMAL-COAL	UTTAR PRADESH	90.00	184.00	390.00	183.00	379.00	562.00
158	PRIVATE SECTOR	BAJAJ ENERGY PVT. LTD.	THERMAL-COAL	UTTAR PRADESH	90.00	224.00	384.00	189.00	367.00	556.00
159	PRIVATE SECTOR	BAJAJ ENERGY PVT. LTD.	THERMAL-COAL	UTTAR PRADESH	90.00	259.00	363.00	184.00	356.00	540.00
160	PRIVATE SECTOR	LALITPUR PGCL	THERMAL-COAL	UTTAR PRADESH	1980.00	9188.00	310.00	224.00	305.00	529.00
161	CENTRAL SECTOR	NHDC LTD.	HYDRO-HYDRO	MADHYA PRADESH	1000.00	1679.76	145.00	160.18	173.18	333.36
162	CENTRAL SECTOR	NHDC LTD.	HYDRO-HYDRO	MADHYA PRADESH	520.00	923.27	165.00	193.37	204.89	398.26
163	CENTRAL SECTOR	NTPC LTD.	THERMAL-COAL	MAHARASHTRA	1320.00	5106.00	0.00	172.00	367.00	539.00
164	CENTRAL SECTOR	NTPC LTD.	THERMAL-GAS/RLNG	GUJARAT	656.20	135.00	0.00	85.00	957.00	1042.00
165	CENTRAL SECTOR	NTPC LTD.	THERMAL-COAL	CHHATTISGARH	2100.00	15871.00	0.00	73.00	138.00	210.00
166	CENTRAL SECTOR	NTPC LTD.	THERMAL-COAL	CHHATTISGARH	500.00	3962.00	0.00	136.00	135.00	271.00
167	CENTRAL SECTOR	NTPC LTD.	THERMAL-COAL	CHHATTISGARH	1600.00	10845.00	0.00	167.00	206.00	374.00
168	CENTRAL SECTOR	NTPC LTD.	THERMAL-COAL	CHHATTISGARH	1980.00	12371.00	0.00	130.00	145.00	275.00
169	CENTRAL SECTOR	NTPC LTD.	THERMAL-COAL	CHHATTISGARH	1000.00	7804.00	0.00	98.00	150.00	248.00
170	CENTRAL SECTOR	NTPC LTD.	THERMAL-COAL	MADHYA PRADESH	1260.00	8774.00	0.00	87.00	162.00	249.00
171	CENTRAL SECTOR	NTPC LTD.	THERMAL-COAL	MADHYA PRADESH	1000.00	6815.00	0.00	75.00	155.00	229.00
172	CENTRAL SECTOR	NTPC LTD.	THERMAL-COAL	MADHYA PRADESH	1000.00	7075.00	0.00	105.00	153.00	258.00
173	CENTRAL SECTOR	NTPC LTD.	THERMAL-COAL	MADHYA PRADESH	1000.00	7315.00	0.00	157.00	152.00	308.00
174	CENTRAL SECTOR	NTPC LTD.	THERMAL-COAL	MADHYA PRADESH	500.00	3467.00	0.00	167.00	157.00	324.00
175	CENTRAL SECTOR	NTPC LTD.	THERMAL-COAL	MADHYA PRADESH	1600.00	7368.00	0.00	208.00	310.00	518.00
176	CENTRAL SECTOR	NTPC LTD.	THERMAL-COAL	MADHYA PRADESH	1320.00	5964.00	0.00	181.00	297.00	479.00
177	CENTRAL SECTOR	NTPC LTD.	THERMAL-COAL	MAHARASHTRA	1000.00	6049.00	0.00	188.00	334.00	522.00
178	CENTRAL SECTOR	NTPC LTD.	THERMAL-COAL	MAHARASHTRA	1320.00	6656.00	0.00	148.00	345.00	494.00
179	CENTRAL SECTOR	RGPPL	THERMAL-GAS	MAHARASHTRA	1967.08	3143.88	84.23	89.00	788.00	877.00
180	CENTRAL SECTOR	NPCIL	NUCLEAR-NUCLEAR	GUJARAT	440.00	3139.00	228.55	0.00	0.00	228.13
181	CENTRAL SECTOR	NPCIL	NUCLEAR-NUCLEAR	MAHARASHTRA	320.00	0.00	241.27	0.00	0.00	192.39
182	PRIVATE SECTOR	GVK POWER (GOINDWAL SAHIB) LTD	THERMAL-COAL	PUNJAB	540.00	1705.98	471.00	161.00	471.00	632.00

RATE OF SALE OF POWER FOR THE YEAR 2021-22

183	STATE SECTOR	PUNJAB STATE POWER COR LTD.	THERMAL-COAL	PUNJAB	1260.00	1647.00	615.23	298.66	362.02	660.68
184	STATE SECTOR	PUNJAB STATE POWER COR LTD.	THERMAL-COAL	PUNJAB	920.00	1844.00	597.00	253.80	411.46	665.26
185	STATE SECTOR	PUNJAB STATE POWER COR LTD.	HYDRO-HYDRO	PUNJAB	110.00	515.23	52.00	40.48	40.48	80.96
186	STATE SECTOR	PUNJAB STATE POWER COR LTD.	HYDRO-HYDRO	PUNJAB	91.35	312.37	121.00	76.53	76.53	153.06
187	STATE SECTOR	PUNJAB STATE POWER COR LTD.	HYDRO-HYDRO	PUNJAB	134.00	395.21	74.00	34.78	34.78	69.56
188	STATE SECTOR	PUNJAB STATE POWER COR LTD.	HYDRO-HYDRO	PUNJAB	207.00	950.27	73.24	47.30	47.30	94.60
189	STATE SECTOR	PUNJAB STATE POWER COR LTD.	HYDRO-HYDRO	PUNJAB	600.00	1159.07	172.00	119.65	119.65	239.30
190	STATE SECTOR	RRVUNL	THERMAL-COAL	RAJASTHAN	1240.00	6108.53	375.00	55.46	335.00	390.00
191	STATE SECTOR	RRVUNL	THERMAL-COAL	RAJASTHAN	1500.00	3337.23	444.00	57.22	415.00	472.00
192	STATE SECTOR	RRVUNL	THERMAL-COAL	RAJASTHAN	660.00	2948.78	606.00	176.00	320.00	496.00
193	STATE SECTOR	RRVUNL	THERMAL-COAL	RAJASTHAN	660.00	1116.16	0.00	173.00	326.00	498.00
194	STATE SECTOR	RRVUNL	THERMAL-COAL	RAJASTHAN	1000.00	4153.15	458.00	119.00	302.00	421.00
195	STATE SECTOR	RRVUNL	THERMAL-GAS	RAJASTHAN	270.50	1336.04	405.00	88.00	285.00	373.00
196	STATE SECTOR	RRVUNL	THERMAL-COAL	RAJASTHAN	1320.00	5268.15	526.00	153.00	246.00	399.00
197	STATE SECTOR	RRVUNL	HYDRO-HYDRO	RAJASTHAN	140.00	186.75	155.00	161.00	0.00	161.00
198	STATE SECTOR	RRVUNL	HYDRO-HYDRO	RAJASTHAN	23.85	8.92	0.00	416.00	0.00	416.00
199	STATE SECTOR	RRVUNL	THERMAL-COAL	RAJASTHAN	1200.00	6681.16	476.00	140.00	301.00	442.00
200	STATE SECTOR	UPJVNL	HYDRO-HYDRO	UTTAR PRADESH	72.00	355.66	97.12	43.70	0.00	43.70
201	STATE SECTOR	UPJVNL	HYDRO-HYDRO	UTTAR PRADESH	30.60	86.72	108.00	56.80	0.00	56.80
202	STATE SECTOR	UPJVNL	HYDRO-HYDRO	UTTAR PRADESH	99.00	310.86	64.90	41.30	0.00	41.30
203	STATE SECTOR	UPJVNL	HYDRO-HYDRO	UTTAR PRADESH	300.00	645.36	90.88	72.50	0.00	72.50
204	STATE SECTOR	UPJVNL	HYDRO-HYDRO	UTTAR PRADESH	13.70	28.97	283.06	283.00	0.00	283.00
205	STATE SECTOR	UPJVNL	HYDRO-HYDRO	UTTAR PRADESH	3.00	3.36	1505.55	212.00	0.00	212.00
206	STATE SECTOR	UPJVNL	HYDRO-HYDRO	UTTAR PRADESH	3.00	4.85	1174.00	283.00	0.00	283.00
207	STATE SECTOR	UPJVNL	HYDRO-HYDRO	UTTAR PRADESH	3.60	1.33	1174.00	154.00	0.00	154.00
208	STATE SECTOR	UPRVUNL	THERMAL-COAL	UTTAR PRADESH	630.00	3384.42	262.44	76.27	189.63	265.90
209	STATE SECTOR	UPRVUNL	THERMAL-COAL	UTTAR PRADESH	1000.00	6842.47	210.41	45.00	180.36	225.36
210	STATE SECTOR	UPRVUNL	THERMAL-COAL	UTTAR PRADESH	1000.00	5766.50	316.16	160.98	173.17	334.15
211	STATE SECTOR	UPRVUNL	THERMAL-COAL	UTTAR PRADESH	105.00	110.75	1727.87	713.08	411.41	1124.49
212	STATE SECTOR	UPRVUNL	THERMAL-COAL	UTTAR PRADESH	500.00	1153.50	672.82	428.63	375.42	804.05
213	STATE SECTOR	UPRVUNL	THERMAL-COAL	UTTAR PRADESH	660.00	125.67	1218.90	176.05	291.79	467.84
214	STATE SECTOR	UPRVUNL	THERMAL-COAL	UTTAR PRADESH	1000.00	4185.92	402.11	77.01	239.48	316.49
215	STATE SECTOR	UPRVUNL	THERMAL-COAL	UTTAR PRADESH	420.00	1398.12	489.55	238.65	359.43	598.08
216	STATE SECTOR	UPRVUNL	THERMAL-COAL	UTTAR PRADESH	500.00	1931.64	520.63	258.22	359.46	617.68
217	STATE SECTOR	UTTARAKHAND JVNL	HYDRO-HYDRO	UTTARAKHAND	240.00	896.77	0.00	66.90	66.90	133.80
218	STATE SECTOR	UTTARAKHAND JVNL	HYDRO-HYDRO	UTTARAKHAND	144.00	789.85	0.00	69.70	69.70	139.40
219	STATE SECTOR	UTTARAKHAND JVNL	HYDRO-HYDRO	UTTARAKHAND	33.75	153.25	0.00	101.40	101.40	202.80
220	STATE SECTOR	UTTARAKHAND JVNL	HYDRO-HYDRO	UTTARAKHAND	51.00	245.00	0.00	92.00	92.00	184.00
221	STATE SECTOR	UTTARAKHAND JVNL	HYDRO-HYDRO	UTTARAKHAND	41.40	227.96	0.00	96.80	96.80	193.60

RATE OF SALE OF POWER FOR THE YEAR 2021-22

222	STATE SECTOR	UTTARAKHAND JVNL	HYDRO-HYDRO	UTTARAKHAND	120.00	427.35	0.00	81.00	81.00	162.00
223	STATE SECTOR	UTTARAKHAND JVNL	HYDRO-HYDRO	UTTARAKHAND	30.00	157.97	0.00	92.00	92.00	184.00
224	STATE SECTOR	UTTARAKHAND JVNL	HYDRO-HYDRO	UTTARAKHAND	90.00	395.12	0.00	80.10	80.10	160.20
225	STATE SECTOR	UTTARAKHAND JVNL	HYDRO-HYDRO	UTTARAKHAND	304.00	1366.10	0.00	84.00	84.00	168.00
226	STATE SECTOR	UTTARAKHAND JVNL	HYDRO-HYDRO	UTTARAKHAND	198.00	250.94	0.00	89.50	89.50	179.00
227	PRIVATE SECTOR	ADANI POWER LTD.	THERMAL-COAL	GUJARAT	1320.00	10814.46	0.00	116.76	366.12	482.88
228	PRIVATE SECTOR	ADANI POWER LTD.	THERMAL-COAL	GUJARAT	1320.00					
229	PRIVATE SECTOR	ADANI POWER LTD.	THERMAL-COAL	GUJARAT	1980.00					
230	PRIVATE SECTOR	ADANI POWER LTD.	THERMAL-COAL	CHHATTISGARH	1370.00	383.58	0.00	0.00	160.00	160.00
231	PRIVATE SECTOR	ADANI POWER LTD.	THERMAL-COAL	MAHARASHTRA	3300.00	20457.45	0.00	122.04	348.13	470.17
232	PRIVATE SECTOR	AEML	THERMAL-COAL	MAHARASHTRA	500.00	2974.87	489.68	109.61	380.07	489.68
233	PRIVATE SECTOR	RATTANINDIA POWER LTD.	THERMAL-COAL	MAHARASHTRA	1350.00	8156.86	3.02	77.50	244.61	322.11
234	PRIVATE SECTOR	ADANI POWER LTD.	THERMAL-COAL	RAJASTHAN	1320.00	7872.80	0.00	129.00	315.11	444.11
235	PRIVATE SECTOR	VEDANTA LTD. (EARLIER-SESA STERELITE LTD/GOA ENERGY LTD)	THERMAL-GAS/WHR	GOA	30.00	188.58	0.72	0.00	240.00	240.00
236	PRIVATE SECTOR	VEDANTA LTD. (EARLIER-SESA STERELITE LTD)	THERMAL-GAS/WHR	GOA	30.00	207.58	0.42	0.00	240.00	240.00
237	STATE SECTOR	GUJARAT S ENE.GEN. LTD.	THERMAL-GAS	GUJARAT	156.10	21.73	1151.00	49.00	1102.00	1151.00
238	STATE SECTOR	GUJARAT S ENE.GEN. LTD.	THERMAL-GAS	GUJARAT	351.43	69.89	1065.00	41.00	1024.00	1065.00
239	STATE SECTOR	GSPC PIPAVAV PCL	THERMAL-GAS/RLNG	GUJARAT	702.86	136.04	1080.00	51.00	1029.00	1080.00
240	PRIVATE SECTOR	GUJARAT INDUSTRIES PCL	THERMAL-GAS	GUJARAT	145.00	206.52	751.41	89.32	622.26	711.58
241	PRIVATE SECTOR	GUJARAT INDUSTRIES PCL	THERMAL-LIG	GUJARAT	250.00	1178.85	252.61	94.13	180.76	274.90
242	PRIVATE SECTOR	GUJARAT	THERMAL-LIG	GUJARAT	250.00	1459.44	226.41	149.93	147.46	297.39
243	STATE SECTOR	GSECL	THERMAL-LIG	GUJARAT	500.00	1341.18	639.00	214.00	270.00	484.00
244	STATE SECTOR	GUJARAT MINERAL DCL	THERMAL-LIG	GUJARAT	250.00	463201.50	391.00	118.00	199.00	317.00
245	PRIVATE SECTOR	LANCO AMARKAN. POWER LTD.	THERMAL-COAL	CHHATTISGARH	300.00	1888.18	414.00	129.40	195.50	324.90
246	PRIVATE SECTOR	LANCO AMARKAN. POWER LTD.	THERMAL-COAL	CHHATTISGARH	300.00	1774.44	389.80	120.30	347.00	467.30

RATE OF SALE OF POWER FOR THE YEAR 2021-22										
247	CENTRAL SECTOR	NTPC SAIL PCPL	THERMAL-COAL	CHHATTISGARH	500.00	3211.83	0.00	17.96	263.02	280.98
248	PRIVATE SECTOR	JINDAL POWER LTD., TAMNAR	THERMAL-COAL	CHHATTISGARH	1000.00	4679.71	327.00	0.00	0.00	469.00
249	PRIVATE SECTOR	JINDAL POWER LTD., TAMNAR	THERMAL-COAL	CHHATTISGARH	2400.00	9075.36	392.00	0.00	0.00	445.00
250	PRIVATE SECTOR	TATA POWER COM. LTD.	THERMAL-COAL	MAHARASHTRA	500.00	2883.00	535.00	134.00	383.00	517.00
251	PRIVATE SECTOR	TATA POWER COM. LTD.	THERMAL-GAS	MAHARASHTRA	180.00	879.00	266.00	167.00	281.00	448.00
252	PRIVATE SECTOR	TATA POWER COM. LTD.	THERMAL-COAL	MAHARASHTRA	250.00	1391.00	513.00	168.00	378.00	546.00
253	PRIVATE SECTOR	TATA POWER COM. LTD.	HYDRO-HYDRO	MAHARASHTRA	300.00	1010.00	130.00	75.90	75.90	152.00
254	PRIVATE SECTOR	TATA POWER COM. LTD.	HYDRO-HYDRO	MAHARASHTRA	75.00	274.00	320.00	193.00	193.00	385.00
255	PRIVATE SECTOR	TATA POWER COM. LTD.	HYDRO-HYDRO	MAHARASHTRA	72.00	283.00	487.00	325.00	325.00	649.00
256	PRIVATE SECTOR	TATA POWER COM. LTD.	THERMAL-COAL	GUJARAT	4150.00	8290.00	402.00	90.00	174.00	265.00
257	PRIVATE SECTOR	DODSON LINDBLOM HYDRO	HYDRO-HYDRO	MAHARASHTRA	34.00	32.55	281.00	0.00	0.00	252.00
258	CENTRAL SECTOR	NEYVELI LIG. CORP. LTD.	THERMAL-LIG	TAMILNADU	1000.00	5758.70	351.48	180.40	219.28	399.68
259	CENTRAL SECTOR	NEYVELI LIG. CORP. LTD.	THERMAL-LIG	TAMILNADU	420.00	2984.93	316.05	96.50	245.35	341.85
260	CENTRAL SECTOR	NEYVELI LIG. CORP. LTD.	THERMAL-LIG	TAMILNADU	1470.00	8788.32	335.16	72.50	266.06	338.56
261	CENTRAL SECTOR(JV of Centre & State 50:P50)	NTECL	THERMAL-COAL	TAMILNADU	1500.00	7298.24	339.10	225.00	335.90	560.90
262	STATE SECTOR	SINGARENI COLLIERIES COMPANY LTD.	THERMAL-COAL	TELANGANA	1200.00	8807.57	377.70	163.90	274.00	437.90
263	CENTRAL SECTOR	NEYVELI LIG. CORP. LTD.	THERMAL-LIG	RAJASTHAN	250.00	1426.13	273.18	230.80	107.68	338.48
264	CENTRAL SECTOR	NEYVELI LIG. CORP. LTD.	THERMAL-LIG	TAMILNADU	500.00	1724.76	436.00	230.90	256.24	487.14
265	CENTRAL SECTOR	NEYVELI LIG. CORP. LTD.	THERMAL-COAL	TAMILNADU	1000.00	3853.10	475.00	155.30	322.07	477.37
266	CENTRAL SECTOR	NTPC LTD.	THERMAL-COAL	TELANGANA	2100.00	12329.00	0.00	73.00	277.00	349.00
267	CENTRAL SECTOR	NTPC LTD.	THERMAL-COAL	TELANGANA	500.00	3491.00	0.00	81.00	272.00	354.00
268	CENTRAL SECTOR	NTPC LTD.	THERMAL-COAL	ANDHRA PRADESH	1000.00	6265.00	0.00	94.00	295.00	389.00
269	CENTRAL SECTOR	NTPC LTD.	THERMAL-COAL	ANDHRA PRADESH	1000.00	5382.00	0.00	147.00	292.00	439.00
270	CENTRAL SECTOR	NPCIL	NUCLEAR-NUCLEAR	MAHARASHTRA	1080.00	7810.00	339.43	0.00	0.00	290.58
271	CENTRAL SECTOR	NPCIL	NUCLEAR-NUCLEAR	KARNATAKA	880.00	6781.00	347.01	0.00	0.00	348.52
272	CENTRAL SECTOR	NPCIL	NUCLEAR-NUCLEAR	TAMILNADU	440.00	969.00	257.75	0.00	0.00	260.71
273	CENTRAL SECTOR	NPCIL	NUCLEAR-NUCLEAR	TAMILNADU	2000.00	13557.00	409.98	0.00	0.00	Yet to be notified
274	STATE SECTOR	APGENCO	THERMAL-COAL	ANDHRA PRADESH	1260.00	7548.74	420.60	0.00	0.00	434.00
275	STATE SECTOR	APGENCO	THERMAL-COAL	ANDHRA PRADESH	500.00	2991.36	374.99	0.00	0.00	434.00
276	STATE SECTOR	APGENCO	THERMAL-COAL	ANDHRA PRADESH	420.00	1274.50	652.45	0.00	0.00	434.00
277	STATE SECTOR	APGENCO	THERMAL-COAL	ANDHRA PRADESH	420.00	1644.59	514.94	0.00	0.00	434.00
278	STATE SECTOR	APGENCO	THERMAL-COAL	ANDHRA PRADESH	210.00	893.76	603.89	0.00	0.00	434.00
279	STATE SECTOR	APGENCO	THERMAL-COAL	ANDHRA PRADESH	600.00	2379.71	721.75	0.00	0.00	434.00
280	PRIVATE SECTOR	KSER	HYDRO-HYDRO	KERALA	7.00	25.36	66.00	0.00	0.00	244.00
281	PRIVATE SECTOR	KSER	HYDRO-HYDRO	KERALA	4.50	26.36	66.00	0.00	0.00	282.00
282	PRIVATE SECTOR	KSER	HYDRO-HYDRO	KERALA	15.00	59.79	66.00	0.00	0.00	416.00
283	PRIVATE SECTOR	KSER	HYDRO-HYDRO	KERALA	3.00	9.71	66.00	0.00	0.00	438.00
284	PRIVATE SECTOR	KSEB	HYDRO-HYDRO	KERALA	8.00	25.27	66.00	0.00	0.00	349.00
285	STATE SECTOR	APGENCO	HYDRO-HYDRO	ANDHRA PRADESH	770.00	1406.99	70.29	0.00	0.00	434.00
286	STATE SECTOR	APGENCO	HYDRO-HYDRO	ANDHRA PRADESH	240.00	371.31	160.99	0.00	0.00	434.00
287	STATE SECTOR	APGENCO	THERMAL-COAL	TELANGANA	500.00	2320.82	0.00	120.00	285.00	405.00
288	STATE SECTOR	TSPGENCO	THERMAL-COAL	TELANGANA	500.00	2956.39	0.00	173.00	294.00	467.00
289	STATE SECTOR	TSPGENCO	THERMAL-COAL	TELANGANA	800.00	5586.65	0.00	183.00	259.00	442.00
290	STATE SECTOR	TSPGENCO	THERMAL-COAL	TELANGANA	1080.00	4700.64	0.00	227.00	281.00	508.00
291	STATE SECTOR	TSPGENCO	THERMAL-COAL	TELANGANA	500.00	3389.60	0.00	141.00	291.00	432.00
292	STATE SECTOR	TSPGENCO	THERMAL-COAL	TELANGANA	600.00	3365.72	0.00	208.00	287.00	495.00
293	STATE SECTOR	TSPGENCO	THERMAL-COAL	TELANGANA	62.50	235.70	0.00	388.00	369.00	757.00
294	STATE SECTOR	APGENCO	HYDRO-HYDRO	ANDHRA PRADESH	460.00	909.29	82.49	0.00	0.00	434.00

RATE OF SALE OF POWER FOR THE YEAR 2021-22

295	STATE SECTOR	APGENCO	HYDRO-HYDRO	ANDHRA PRADESH	25.00	61.34	274.34	0.00	0.00	434.00
296	STATE SECTOR	APGENCO	HYDRO-HYDRO	ANDHRA PRADESH	20.00	5.02	1656.55	0.00	0.00	434.00
297	STATE SECTOR	APGENCO	HYDRO-HYDRO	ANDHRA PRADESH	1.00	2.40	550.52	0.00	0.00	434.00
298	STATE SECTOR	APGENCO	HYDRO-HYDRO	ODISHA	120.00	378.91	71.78	0.00	0.00	434.00
299	STATE SECTOR	APGENCO	HYDRO-HYDRO	ANDHRA PRADESH	50.00	134.05	315.59	0.00	0.00	434.00
300	STATE SECTOR	APGENCO	HYDRO-HYDRO	ANDHRA PRADESH	90.00	276.96	61.62	0.00	0.00	434.00
301	STATE SECTOR	APGENCO	HYDRO-HYDRO	KARNATAKA	72.00	178.40	139.55	0.00	0.00	434.00
302	STATE SECTOR	KPCI	THERMAL-COAL	KARNATAKA	1470.00	5183.33	511.00	152.00	345.00	498.00
303	STATE SECTOR	KPCL	THERMAL-COAL	KARNATAKA	250.00	796.83	593.00	286.00	367.00	653.00
304	STATE SECTOR	KPCI	THERMAL-COAL	KARNATAKA	500.00	1971.80	529.00	139.00	319.00	458.00
305	STATE SECTOR	KPCI	THERMAL-COAL	KARNATAKA	500.00	1588.75	520.00	270.00	302.00	522.00
306	STATE SECTOR	KPCL	THERMAL-COAL	KARNATAKA	700.00	2592.01	552.00	319.00	312.00	631.00
307	STATE SECTOR	TSPGENCO	HYDRO-HYDRO	TELANGANA	240.00	358.00	0.00	731.00	0.00	731.00
308	STATE SECTOR	TSPGENCO	HYDRO-HYDRO	TELANGANA	9.76	181.00	0.00	4830.00	0.00	4830.00
309	STATE SECTOR	TSPGENCO	HYDRO-HYDRO	TELANGANA	54.00	175.86	0.00	395.00	0.00	395.00
310	STATE SECTOR	TSPGENCO	HYDRO-HYDRO	TELANGANA	8.00	16.55	0.00	601.00	0.00	601.00
311	STATE SECTOR	TSPGENCO	HYDRO-HYDRO	TELANGANA	815.60	2376.52	0.00	138.00	0.00	138.00
312	STATE SECTOR	TSPGENCO	HYDRO-HYDRO	TELANGANA	60.00					
313	STATE SECTOR	TSPGENCO	HYDRO-HYDRO	TELANGANA	120.00	309.28	0.00	338.00	0.00	338.00
314	STATE SECTOR	KPCI	HYDRO-HYDRO	KARNATAKA	38.20	70.33	199.00	31.00	171.00	201.00
315	STATE SECTOR	KPCI	HYDRO-HYDRO	KARNATAKA	240.00	528.25	133.00	48.00	116.00	165.00
316	STATE SECTOR	KPCI	HYDRO-HYDRO	KARNATAKA	32.00	92.49	117.00	31.00	122.00	154.00
317	STATE SECTOR	RAICHUR POWER CORP LTD	THERMAL-COAL	KARNATAKA	1600.00	5010.00	794.00	306.93	331.07	638.00
318	CENTRAL SECTOR	LAKSHADEEP	THERMAL-DIESEL	LAKSHADWEEP	3.61	13.73	31.20	0.00	0.00	527.00
319	CENTRAL SECTOR	LAKSHADEEP	THERMAL-DIESEL	LAKSHADWEEP	4.40	8.25	31.20	0.00	0.00	527.00
320	CENTRAL SECTOR	LAKSHADEEP	THERMAL-DIESEL	LAKSHADWEEP	3.40	5.89	31.20	0.00	0.00	527.00
321	CENTRAL SECTOR	LAKSHADEEP	THERMAL-DIESEL	LAKSHADWEEP	4.10	8.95	31.20	0.00	0.00	527.00
322	CENTRAL SECTOR	LAKSHADEEP	THERMAL-DIESEL	LAKSHADWEEP	7.25	2.98	31.20	0.00	0.00	527.00
323	CENTRAL SECTOR	LAKSHADEEP	THERMAL-DIESEL	LAKSHADWEEP	2.21	7.41	31.20	0.00	0.00	527.00
324	CENTRAL SECTOR	LAKSHADEEP	THERMAL-DIESEL	LAKSHADWEEP	2.56	3.46	31.20	0.00	0.00	527.00
325	CENTRAL SECTOR	LAKSHADEEP	THERMAL-DIESEL	LAKSHADWEEP	1.81	4.66	31.20	0.00	0.00	527.00
326	CENTRAL SECTOR	LAKSHADEEP	THERMAL-DIESEL	LAKSHADWEEP	1.01	7.10	31.20	0.00	0.00	527.00
327	CENTRAL SECTOR	LAKSHADEEP	THERMAL-DIESEL	LAKSHADWEEP	0.55	0.35	31.20	0.00	0.00	527.00
328	CENTRAL SECTOR	LAKSHADEEP	THERMAL-DIESEL	LAKSHADWEEP	0.19	0.13	31.20	0.00	0.00	527.00
329	STATE SECTOR	PUNJICHERBY	THERMAL-GAS	TAMILNADU	32.50	236.04	336.00	140.00	250.00	391.00
330	STATE SECTOR	TN GEN & DIS	THERMAL-COAL	TAMILNADU	840.00	4386.84	242.37	0.00	0.00	573.00
331	STATE SECTOR	TN GEN & DIS	THERMAL-COAL	TAMILNADU	600.00	2553.86	507.58	0.00	0.00	573.00
332	STATE SECTOR	TN GEN & DIS	THERMAL-COAL	TAMILNADU	630.00	3000.51	243.03	0.00	0.00	573.00
333	STATE SECTOR	TN GEN. & DIS. CORP. LTD.	THERMAL-COAL	TAMILNADU	1200.00	4128.48	459.31	0.00	0.00	573.00
334	STATE SECTOR	TN GEN. & DIS. CORP. LTD.	THERMAL-COAL	TAMILNADU	1050.00	4254.36	454.28	0.00	0.00	573.00
335	STATE SECTOR	TN GEN. & DIS. CORP. LTD.	THERMAL-GAS	TAMILNADU	187.20	877.99	280.66	0.00	0.00	573.00
336	STATE SECTOR	KPCL	HYDRO-HYDRO	KARNATAKA	150.00	388.90	181.00	46.00	165.00	211.00
337	STATE SECTOR	KPCL	HYDRO-HYDRO	KARNATAKA	900.00	4230.38	59.00	7.00	58.00	64.00
338	STATE SECTOR	KPCI	HYDRO-HYDRO	KARNATAKA	120.00	410.36	81.00	24.00	80.00	104.00
339	STATE SECTOR	KPCI	HYDRO-HYDRO	KARNATAKA	236.40	962.39	283.00	31.00	226.00	257.00
340	STATE SECTOR	KPCI	HYDRO-HYDRO	KARNATAKA	1030.00	5222.79	53.00	5.00	52.00	57.00
341	STATE SECTOR	KPCL	HYDRO-HYDRO	KARNATAKA	290.00	489.78	216.00	50.00	178.00	229.00
342	STATE SECTOR	KPCI	HYDRO-HYDRO	KARNATAKA	460.00	1138.45	87.00	7.00	96.00	104.00
343	STATE SECTOR	KPCI	HYDRO-HYDRO	KARNATAKA	2.40	3.60	150.00	340.00	0.00	340.00
344	STATE SECTOR	TN GEN. & DIS. CORP. LTD.	HYDRO-HYDRO	TAMILNADU	59.20	5493.48	74.14	0.00	0.00	573.00
345	STATE SECTOR	TN GEN. & DIS. CORP. LTD.	HYDRO-HYDRO	TAMILNADU	2.00	0.00	0.00	0.00	0.00	573.00
346	STATE SECTOR	TN GEN. & DIS. CORP. LTD.	HYDRO-HYDRO	TAMILNADU	36.00	0.00	0.00	0.00	0.00	573.00
347	STATE SECTOR	TN GEN. & DIS. CORP. LTD.	HYDRO-HYDRO	TAMILNADU	0.75	0.00	0.00	0.00	0.00	573.00
348	STATE SECTOR	TN GEN. & DIS. CORP. LTD.	HYDRO-HYDRO	TAMILNADU	60.00	0.00	0.00	0.00	0.00	573.00
349	STATE SECTOR	TN GEN. & DIS. CORP. LTD.	HYDRO-HYDRO	TAMILNADU	175.00	0.00	0.00	0.00	0.00	573.00
350	STATE SECTOR	TN GEN. & DIS. CORP. LTD.	HYDRO-HYDRO	TAMILNADU	180.00	0.00	0.00	0.00	0.00	573.00

RATE OF SALE OF POWER FOR THE YEAR 2021-22

351	STATE SECTOR	TN GEN. & DIS. CORP. LTD.	HYDRO-HYDRO	TAMILNADU	100.00	0.00	0.00	0.00	0.00	573.00
352	STATE SECTOR	TN GEN. & DIS. CORP. LTD.	HYDRO-HYDRO	TAMILNADU	40.00	0.00	0.00	0.00	0.00	573.00
353	STATE SECTOR	TN GEN. & DIS. CORP. LTD.	HYDRO-HYDRO	TAMILNADU	30.00	0.00	0.00	0.00	0.00	573.00
354	STATE SECTOR	TN GEN. & DIS. CORP. LTD.	HYDRO-HYDRO	TAMILNADU	50.00	0.00	0.00	0.00	0.00	573.00
355	STATE SECTOR	TN GEN. & DIS. CORP. LTD.	HYDRO-HYDRO	TAMILNADU	200.00	0.00	0.00	0.00	0.00	573.00
356	STATE SECTOR	TN GEN. & DIS. CORP. LTD.	HYDRO-HYDRO	TAMILNADU	30.00	0.00	0.00	0.00	0.00	573.00
357	STATE SECTOR	TN GEN. & DIS. CORP. LTD.	HYDRO-HYDRO	TAMILNADU	30.00	0.00	0.00	0.00	0.00	573.00
358	STATE SECTOR	TN GEN. & DIS. CORP. LTD.	HYDRO-HYDRO	TAMILNADU	30.00	0.00	0.00	0.00	0.00	573.00
359	STATE SECTOR	TN GEN. & DIS. CORP. LTD.	HYDRO-HYDRO	TAMILNADU	30.00	0.00	0.00	0.00	0.00	573.00
360	STATE SECTOR	TN GEN. & DIS. CORP. LTD.	HYDRO-HYDRO	TAMILNADU	8.00	0.00	0.00	0.00	0.00	573.00
361	STATE SECTOR	TN GEN. & DIS. CORP. LTD.	HYDRO-HYDRO	TAMILNADU	2.00	0.00	0.00	0.00	0.00	573.00
362	STATE SECTOR	TN GEN. & DIS. CORP. LTD.	HYDRO-HYDRO	TAMILNADU	7.50	0.00	0.00	0.00	0.00	573.00
363	STATE SECTOR	TN GEN. & DIS. CORP. LTD.	HYDRO-HYDRO	TAMILNADU	0.70	0.00	0.00	0.00	0.00	573.00
364	STATE SECTOR	TN GEN. & DIS. CORP. LTD.	HYDRO-HYDRO	TAMILNADU	1.95	0.00	0.00	0.00	0.00	573.00
365	STATE SECTOR	TN GEN. & DIS. CORP. LTD.	HYDRO-HYDRO	TAMILNADU	168.00	0.00	0.00	0.00	0.00	573.00
366	STATE SECTOR	TN GEN. & DIS. CORP. LTD.	HYDRO-HYDRO	TAMILNADU	19.00	0.00	0.00	0.00	0.00	573.00
367	STATE SECTOR	TN GEN. & DIS. CORP. LTD.	HYDRO-HYDRO	TAMILNADU	35.00	0.00	0.00	0.00	0.00	573.00
368	STATE SECTOR	TN GEN. & DIS. CORP. LTD.	HYDRO-HYDRO	TAMILNADU	32.00	0.00	0.00	0.00	0.00	573.00
369	STATE SECTOR	TN GEN. & DIS. CORP. LTD.	HYDRO-HYDRO	TAMILNADU	20.00	0.00	0.00	0.00	0.00	573.00
370	STATE SECTOR	TN GEN. & DIS. CORP. LTD.	HYDRO-HYDRO	TAMILNADU	30.00	0.00	0.00	0.00	0.00	573.00
371	STATE SECTOR	TN GEN. & DIS. CORP. LTD.	HYDRO-HYDRO	TAMILNADU	60.00	0.00	0.00	0.00	0.00	573.00
372	STATE SECTOR	TN GEN. & DIS. CORP. LTD.	HYDRO-HYDRO	TAMILNADU	400.00	0.00	0.00	0.00	0.00	573.00
373	STATE SECTOR	TN GEN. & DIS. CORP. LTD.	HYDRO-HYDRO	TAMILNADU	70.00	0.00	0.00	0.00	0.00	573.00
374	STATE SECTOR	TN GEN. & DIS. CORP. LTD.	HYDRO-HYDRO	TAMILNADU	25.00	0.00	0.00	0.00	0.00	573.00
375	STATE SECTOR	TN GEN. & DIS. CORP. LTD.	THERMAL-GAS	TAMILNADU	107.88	117.31	723.58	0.00	0.00	573.00
376	STATE SECTOR	TN GEN. & DIS. CORP. LTD.	THERMAL-GAS	TAMILNADU	101.00	326.57	482.80	0.00	0.00	573.00
377	PRIVATE SECTOR	LANCO TANJORE	THERMAL-GAS	TAMILNADU	120.00	179.85	446.00	173.00	234.00	407.00

RATE OF SALE OF POWER FOR THE YEAR 2021-22

378	PRIVATE SECTOR	JSW ENERGY LTD.	THERMAL-IMP COAL & GAS	KARNATAKA	260.00	1320.00	543.00	0.00	0.00	627.00
379	PRIVATE SECTOR	JSW ENERGY LTD.	THERMAL-IMP COAL	KARNATAKA	600.00	1795.00	600.00	0.00	0.00	662.00
380	PRIVATE SECTOR	JSW ENERGY LTD.	THERMAL-IMP COAL	MAHARASHTRA	1200.00	5514.41	388.22	56.75	169.29	226.03
381	PRIVATE SECTOR	LANCO KONDAPALLI POWER LTD.	THERMAL-GAS/N	ANDHRA PRADESH	368.14	364.06	296.00	0.00	0.00	235.00
382	PRIVATE SECTOR	HINDUJA NATIONAL PCL	THERMAL-COAL	ANDHRA PRADESH	1040.00	6778.00	382.00	176.00	271.00	447.00
383	PRIVATE SECTOR	ADANI POWER LTD.	THERMAL-COAL	CHHATTISGARH	600.00	166.61	0.00	0.00	160.00	160.00
384	PRIVATE SECTOR	ADANI POWER LTD.	THERMAL-COAL	KARNATAKA	1200.00	1620.75	0.00	145.80	465.82	611.62
385	PRIVATE SECTOR	SPECTRUM PG LTD.	THERMAL-GAS/N	ANDHRA PRADESH	208.00	204.84	2121.00	644.00	1079.00	1723.00
386	PRIVATE SECTOR	TATA NEXCEL	THERMAL-IMP COAL	TAMILNADU	250.00	1415.78	344.00	169.00	344.00	513.00
387	PRIVATE SECTOR	IL&FS TAMILNADU POWER COMPANY LTD	THERMAL-COAL	TAMILNADU	600.00	1546840.00	0.00	0.00	0.00	499.00
388	PRIVATE SECTOR	IL&FS TAMILNADU POWER COMPANY LTD	THERMAL-COAL	TAMILNADU	600.00	1546840.00	0.00	0.00	0.00	436.00
389	CENTRAL SECTOR	DVC	THERMAL-COAL	JHARKHAND	500.00	2823.52	593.29	219.98	227.30	447.28
390	CENTRAL SECTOR	DVC	THERMAL-COAL	JHARKHAND	2340.00	13369.15	458.04	123.54	302.66	426.20
391	CENTRAL SECTOR	DVC	THERMAL-COAL	WEST BENGAL	1000.00	5818.74	515.81	157.34	294.60	451.94
392	CENTRAL SECTOR	DVC	THERMAL-COAL	WEST BENGAL	210.00	177.82	1780.45	92.34	392.70	485.04
393	CENTRAL SECTOR	DVC	THERMAL-COAL	WEST BENGAL	1200.00	5696.44	692.51	165.71	306.70	472.41
394	CENTRAL SECTOR	DVC	HYDRO-HYDRO	WEST BENGAL	63.20	221.05	193.40	254.76	0.00	254.76
395	CENTRAL SECTOR	DVC	THERMAL-COAL	JHARKHAND	500.00	3450.58	469.66	158.00	267.50	425.50
396	CENTRAL SECTOR	DVC	THERMAL-COAL	JHARKHAND	1000.00	6556.51	485.48	167.54	265.70	433.24
397	CENTRAL SECTOR	DVC	HYDRO-HYDRO	JHARKHAND	80.00	244.00	184.11	108.72	0.00	108.72
398	CENTRAL SECTOR	DVC	HYDRO-HYDRO	JHARKHAND	4.00	21.89	587.03	788.22	0.00	788.22
399	CENTRAL SECTOR	NHPC LTD.	HYDRO-HYDRO	JAMMU & KASHMIR	330.00	1470.96	166.89	196.90	196.90	393.80
400	CENTRAL SECTOR	NHPC LTD.	HYDRO-HYDRO	SIKKIM	60.00	328.27	247.02	190.52	190.52	381.04

RATE OF SALE OF POWER FOR THE YEAR 2021-22

401	CENTRAL SECTOR	NHPC LTD.	HYDRO-HYDRO	SIKKIM	510.00	2601.36	126.70	116.31	116.31	232.62
402	CENTRAL SECTOR	NHPC LTD.	HYDRO-HYDRO	WEST BENGAL	132.00	588.83	457.88	265.00	265.00	530.00
403	CENTRAL SECTOR	NHPC LTD.	HYDRO-HYDRO	WEST BENGAL	160.00	724.54	325.43	217.50	217.50	435.01
404	CENTRAL SECTOR	NTPC LTD.	THERMAL-COAL	KARNATAKA	2400.00	6375.00	0.00	167.00	394.00	561.00
405	CENTRAL SECTOR	NTPC LTD.	THERMAL-COAL	WEST BENGAL	1600.00	8483.00	0.00	82.00	290.00	372.00
406	CENTRAL SECTOR	NTPC LTD.	THERMAL-COAL	WEST BENGAL	500.00	2920.00	0.00	149.00	285.00	434.00
407	CENTRAL SECTOR	NTPC LTD.	THERMAL-COAL	ASSAM	750.00	3879.00	0.00	241.00	314.00	555.00
408	CENTRAL SECTOR	NTPC LTD.	THERMAL-COAL	BIHAR	840.00	5254.00	0.00	105.00	261.00	366.00
409	CENTRAL SECTOR	NTPC LTD.	THERMAL-COAL	BIHAR	1500.00	9371.00	0.00	109.00	246.00	355.00
410	CENTRAL SECTOR	NTPC LTD.	THERMAL-COAL	BIHAR	110.00	69.00	0.00	89.00	404.00	493.00
411	CENTRAL SECTOR	NTPC LTD.	THERMAL-COAL	BIHAR	500.00	2066.00	0.00	176.00	264.00	440.00
412	CENTRAL SECTOR	NTPC LTD.	THERMAL-COAL	BIHAR	660.00	1277.00	0.00	242.00	263.00	506.00
413	CENTRAL SECTOR	NTPC LTD.	THERMAL-COAL	BIHAR	1320.00	7376.00	0.00	184.00	291.00	475.00
414	CENTRAL SECTOR	NTPC LTD.	THERMAL-COAL	ODISHA	1600.00	8325.00	0.00	166.00	106.00	272.00
415	CENTRAL SECTOR	NTPC LTD.	THERMAL-COAL	ODISHA	1000.00	6706.00	0.00	96.00	179.00	275.00
416	CENTRAL SECTOR	NTPC LTD.	THERMAL-COAL	ODISHA	2000.00	13499.00	0.00	71.00	176.00	247.00
417	PRIVATE SECTOR	A&N ISLAND	THERMAL-DIESEL	A&N ISLAND	8.00	37591.35	0.00	29.51	6.85	3636.00
418	PRIVATE SECTOR	A&N ISLAND	THERMAL-DIESEL	A&N ISLAND	16.00	52408.56	0.00	29.51	6.85	3636.00
419	CENTRAL SECTOR	A&N ISLAND	THERMAL-DIESEL	A&N ISLAND	15.00	938.30	0.00	29.51	6.85	3636.00
420	CENTRAL SECTOR	A&N ISLAND	THERMAL-DIESEL	A&N ISLAND	9.80	6470.75	0.00	29.51	6.85	3636.00
421	CENTRAL SECTOR	A&N ISLAND	THERMAL-DIESEL	A&N ISLAND	0.51	93.15	0.00	29.51	6.85	3636.00
422	PRIVATE SECTOR	A&N ISLAND	THERMAL-DIESEL	A&N ISLAND	1.50	31.27	0.00	29.51	6.85	3636.00
423	PRIVATE SECTOR	A&N ISLAND	THERMAL-DIESEL	A&N ISLAND	2.90	9576.47	0.00	29.51	6.85	3636.00
424	CENTRAL SECTOR	A&N ISLAND	THERMAL-DIESEL	A&N ISLAND	0.03	30.75	0.00	29.51	6.85	3636.00
425	CENTRAL SECTOR	A&N ISLAND	THERMAL-DIESEL	A&N ISLAND	0.01	18.68	0.00	29.51	6.85	3636.00
426	CENTRAL SECTOR	A&N ISLAND	THERMAL-DIESEL	A&N ISLAND	0.05	22.52	0.00	29.51	6.85	3636.00
427	CENTRAL SECTOR	A&N ISLAND	THERMAL-DIESEL	A&N ISLAND	0.03	3.54	0.00	29.51	6.85	3636.00
428	PRIVATE SECTOR	A&N ISLAND	THERMAL-DIESEL	A&N ISLAND	1.97	3845.94	0.00	29.51	6.85	3636.00
429	CENTRAL SECTOR	A&N ISLAND	THERMAL-DIESEL	A&N ISLAND	1.15	9347.03	0.00	29.51	6.85	3636.00
430	CENTRAL/PRIVATE SECTOR	A&N ISLAND	THERMAL-DIESEL	A&N ISLAND	3.74	698.80	0.00	29.51	6.85	3636.00
431	PRIVATE SECTOR	A&N ISLAND	THERMAL-DIESEL	A&N ISLAND	7.00	43014.64	0.00	29.51	6.85	3636.00
432	PRIVATE SECTOR	A&N ISLAND	THERMAL-DIESEL	A&N ISLAND	11.20	66800.30	0.00	29.51	6.85	3636.00
433	CENTRAL SECTOR	A&N ISLAND	THERMAL-DIESEL	A&N ISLAND	0.02	37.55	0.00	29.51	6.85	3636.00
434	CENTRAL SECTOR	A&N ISLAND	THERMAL-DIESEL	A&N ISLAND	0.51	315.59	0.00	29.51	6.85	3636.00
435	CENTRAL SECTOR	A&N ISLAND	THERMAL-DIESEL	A&N ISLAND	8.20	18825.20	0.00	29.51	6.85	3636.00
436	CENTRAL SECTOR	A&N ISLAND	THERMAL-DIESEL	A&N ISLAND	0.64	475.19	0.00	29.51	6.85	3636.00
437	CENTRAL SECTOR	A&N ISLAND	THERMAL-DIESEL	A&N ISLAND	0.02	93.62	0.00	29.51	6.85	3636.00
438	CENTRAL SECTOR	A&N ISLAND	THERMAL-DIESEL	A&N ISLAND	0.03	22.41	0.00	29.51	6.85	3636.00
439	PRIVATE SECTOR	A&N ISLAND	THERMAL-DIESEL	A&N ISLAND	0.09	65.14	0.00	29.51	6.85	3636.00

RATE OF SALE OF POWER FOR THE YEAR 2021-22

440	CENTRAL SECTOR	A&N ISLAND	THERMAL-DIESEL	A&N ISLAND	5.40	7597.93	0.00	29.51	6.85	3636.00
441	CENTRAL SECTOR	A&N ISLAND	HYDRO-HYDRO	A&N ISLAND	5.25	13156.12	0.00	0.00	0.00	Yet to decide
442	CENTRAL SECTOR	A&N ISLAND	THERMAL-DIESEL	A&N ISLAND	4.26	10635.40	0.00	29.51	6.85	3636.00
443	CENTRAL SECTOR	A&N ISLAND	THERMAL-DIESEL	A&N ISLAND	0.13	72.84	0.00	29.51	6.85	3636.00
444	CENTRAL SECTOR	A&N ISLAND	THERMAL-DIESEL	A&N ISLAND	4.38	7363.68	0.00	29.51	6.85	3636.00
445	CENTRAL SECTOR	A&N ISLAND	THERMAL-DIESEL	A&N ISLAND	1.14	2586.52	0.00	29.51	6.85	3636.00
446	CENTRAL SECTOR	A&N ISLAND	THERMAL-DIESEL	A&N ISLAND	0.02	28.87	0.00	29.51	6.85	3636.00
447	CENTRAL SECTOR	A&N ISLAND	THERMAL-DIESEL	A&N ISLAND	0.51	21.78	0.00	29.51	6.85	3636.00
448	CENTRAL SECTOR	A&N ISLAND	THERMAL-DIESEL	A&N ISLAND	0.38	352.43	0.00	29.51	6.85	3636.00
449	CENTRAL SECTOR	A&N ISLAND	THERMAL-DIESEL	A&N ISLAND	1.26	799.47	0.00	29.51	6.85	3636.00
450	CENTRAL SECTOR	A&N ISLAND	THERMAL-DIESEL	A&N ISLAND	0.51	624.79	0.00	29.51	6.85	3636.00
451	CENTRAL SECTOR	A&N ISLAND	THERMAL-DIESEL	A&N ISLAND	0.19	176.22	0.00	29.51	6.85	3636.00
452	CENTRAL SECTOR	A&N ISLAND	THERMAL-DIESEL	A&N ISLAND	2.45	5278.56	0.00	29.51	6.85	3636.00
453	PRIVATE SECTOR	A&N ISLAND	THERMAL-DIESEL	A&N ISLAND	0.09	101.45	0.00	29.51	6.85	3636.00
454	PRIVATE SECTOR	A&N ISLAND	THERMAL-DIESEL	A&N ISLAND	0.09	50.47	0.00	29.51	6.85	3636.00
455	PRIVATE SECTOR	A&N ISLAND	THERMAL-DIESEL	A&N ISLAND	0.09	74.38	0.00	29.51	6.85	3636.00
456	STATE SECTOR	CSPGCL	THERMAL-COAL	CHHATTISGARH	500.00	3597.60	260.00	138.60	155.50	294.10
457	STATE SECTOR	CSPGCL	THERMAL-COAL	CHHATTISGARH	500.00	3533.47	267.00	185.00	126.90	311.90
458	STATE SECTOR	CSPGCL	THERMAL-COAL	CHHATTISGARH	840.00	4538.36	293.00	107.80	150.20	258.00
459	STATE SECTOR	CSPGCL	THERMAL OTHERS	CHHATTISGARH	6.00	4.75	0.00	0.00	0.00	4.75
460	STATE SECTOR	CSPGCL	THERMAL-COAL	CHHATTISGARH	1000.00	4532.54	488.00	249.10	139.90	389.00
461	STATE SECTOR	CSPGCL	HYDRO-HYDRO	CHHATTISGARH	120.00	403.35	161.00	0.00	0.00	161.00
462	STATE SECTOR	CSPGCL	HYDRO-HYDRO	CHHATTISGARH	10.00	13.79	376.00	0.00	0.00	376.00
463	STATE SECTOR	CSPGCL	HYDRO-HYDRO	CHHATTISGARH	7.00	7.13	266.00	0.00	0.00	266.00
464	STATE SECTOR	CSPGCL	HYDRO-HYDRO	CHHATTISGARH	1.70	5.92	272.00	0.00	0.00	272.00
465	STATE SECTOR	GSECL	THERMAL-GAS	GUJARAT	106.62	61.83	1808.00	1102.00	891.00	1993.00
466	STATE SECTOR	GSECL	THERMAL-GAS	GUJARAT	112.45	51.39	1567.00	1605.00	644.00	2249.00
467	STATE SECTOR	GSECL	THERMAL-GAS	GUJARAT	376.10	135.32	1519.00	421.00	707.00	1128.00
468	STATE SECTOR	GSECL	THERMAL-COAL	GUJARAT	420.00	1982.26	552.00	133.00	405.00	538.00
469	STATE SECTOR	GSECL	THERMAL-COAL	GUJARAT	210.00	988.16	454.00	97.00	387.00	484.00
470	STATE SECTOR	GSECL	THERMAL-LIG	GUJARAT	75.00	397.78	688.00	276.00	323.00	599.00
471	STATE SECTOR	GSECL	THERMAL-LIG	GUJARAT	75.00	29.74	1991.00	252.00	372.00	624.00
472	STATE SECTOR	GSECL	THERMAL-COAL	GUJARAT	500.00	860.84	791.00	322.00	383.00	705.00
473	STATE SECTOR	GSECL	THERMAL-COAL	GUJARAT	610.00	2378.82	536.00	167.00	384.00	551.00
474	STATE SECTOR	GSECL	THERMAL-COAL	GUJARAT	500.00	2205.93	456.00	132.00	345.00	477.00
475	STATE SECTOR	GSECL	THERMAL-COAL	GUJARAT	1260.00	4808.40	523.00	96.00	409.00	505.00
476	STATE SECTOR	GSECL	THERMAL-COAL	GUJARAT	210.00	1072.05	444.00	51.00	419.00	470.00
477	STATE SECTOR	GSECL	THERMAL-COAL	GUJARAT	800.00	4324.57	434.00	159.00	348.00	507.00
478	STATE SECTOR	GSECL	HYDRO-HYDRO	GUJARAT	242.00	222.08	120.00	293.00	0.00	293.00
479	STATE SECTOR	GSECL	HYDRO-HYDRO	GUJARAT	305.00	652.31	26.00	47.00	0.00	47.00
480	STATE SECTOR	GSECL	THERMAL-GAS	GUJARAT	374.57	263.97	1409.00	838.00	791.00	1629.00
481	STATE SECTOR	MPPGCL	HYDRO-HYDRO	MADHYA PRADESH	315.00	1105.00	117.00	37.00	66.00	103.00
482	STATE SECTOR	MPPGCL	HYDRO-HYDRO	MADHYA PRADESH	30.00	84.00	117.00	71.00	67.00	138.00
483	STATE SECTOR	MPPGCL	HYDRO-HYDRO	MADHYA PRADESH	60.00	39.00	117.00	323.00	291.00	614.00
484	STATE SECTOR	MPPGCL	HYDRO-HYDRO	MADHYA PRADESH	20.00	92.00	117.00	57.00	63.00	120.00

RATE OF SALE OF POWER FOR THE YEAR 2021-22

485	STATE SECTOR	MPPGCL	HYDRO-HYDRO	MADHYA PRADESH	90.00	377.00	97.00	23.00	23.00	46.00
486	STATE SECTOR	MPPGCL	HYDRO-HYDRO	MADHYA PRADESH	115.00	104.00	172.00	22.00	40.00	62.00
487	STATE SECTOR	MPPGCL	HYDRO-HYDRO	MADHYA PRADESH	20.00	42.00	127.00	38.00	72.00	110.00
488	STATE SECTOR	MPPGCL	HYDRO-HYDRO	MADHYA PRADESH	60.00	115.00	177.00	92.00	127.00	219.00
489	STATE SECTOR	MPPGCL	HYDRO-HYDRO	MADHYA PRADESH	160.00	198.00	99.00	37.00	52.00	88.00
490	STATE SECTOR	MPPGCL	HYDRO-HYDRO	MADHYA PRADESH	45.00	43.00	284.00	114.00	148.00	262.00
491	STATE SECTOR	MPPGCL	THERMAL-COAL	MADHYA PRADESH	210.00	1375.00	309.00	138.00	170.00	308.00
492	STATE SECTOR	MPPGCL	THERMAL-COAL	MADHYA PRADESH	840.00	3618.00	359.00	101.00	270.00	370.00
493	STATE SECTOR	MPPGCL	THERMAL-COAL	MADHYA PRADESH	500.00	2506.00	359.00	93.00	220.00	313.00
494	STATE SECTOR	MPPGCL	THERMAL-COAL	MADHYA PRADESH	500.00	3140.00	563.00	200.00	274.00	474.00
495	STATE SECTOR	MPPGCL	THERMAL-COAL	MADHYA PRADESH	1320.00	4488.00	603.00	174.00	292.00	466.00
496	STATE SECTOR	MPPGCL	THERMAL-COAL	MADHYA PRADESH	1200.00	4463.00	603.00	226.00	314.00	540.00
497	STATE SECTOR	MSPGCL	THERMAL-COAL	MAHARASHTRA	1210.00	5714.38	511.00	148.00	302.00	450.00
498	STATE SECTOR	MSPGCL	THERMAL-COAL	MAHARASHTRA	1920.00	13675.69	454.00	100.00	279.00	379.00
499	STATE SECTOR	MSPGCL	THERMAL-COAL	MAHARASHTRA	1340.00	6483.81	478.00	108.00	291.00	399.00
500	STATE SECTOR	MSPGCL	THERMAL-COAL	MAHARASHTRA	2400.00	10806.95	528.00	106.00	257.00	363.00
501	STATE SECTOR	MSPGCL	THERMAL-COAL	MAHARASHTRA	630.00	1782.18	564.00	120.00	386.00	506.00
502	STATE SECTOR	MSPGCL	THERMAL-COAL	MAHARASHTRA	1170.00	2553.11	660.00	165.00	349.00	514.00
503	STATE SECTOR	MSPGCL	THERMAL-COAL	MAHARASHTRA	500.00	2340.23	526.00	155.00	321.00	476.00
504	STATE SECTOR	MSPGCL	THERMAL-GAS	MAHARASHTRA	672.00	2007.93	231.00	71.00	169.00	240.00
505	STATE SECTOR	MSPGCL	HYDRO-HYDRO	MAHARASHTRA	1956.00	3618.69	135.00	107.70	21.00	128.70
506	STATE SECTOR	MSPGCL	HYDRO-HYDRO	MAHARASHTRA	454.00	640.37	1328.70	376.80	0.00	376.80
507	STATE SECTOR	MSPGCL	HYDRO-HYDRO	MAHARASHTRA	80.00	106.71	110.00	74.70	67.00	141.70
508	STATE SECTOR	MSPGCL	HYDRO-HYDRO	MAHARASHTRA	89.00	116.62	203.00	79.20	78.00	157.20
509	STATE SECTOR	SSNPHP	HYDRO-HYDRO	GUJARAT	1200.00	923.70	294.66	0.00	205.00	205.00
510	STATE SECTOR	SSNPHP	HYDRO-HYDRO	GUJARAT	250.00	824.26	294.66	0.00	205.00	205.00
511	PRIVATE SECTOR	CESC LIMITED	THERMAL-COAL	WEST BENGAL	750.00	5132.00	0.00	111.00	196.00	307.00

RATE OF SALE OF POWER FOR THE YEAR 2021-22

512	PRIVATE SECTOR	CESC LIMITED	THERMAL-COAL	WEST BENGAL	135.00	149.00	0.00	133.00	289.00	422.00
513	PRIVATE SECTOR	HALDIA ENERGY LTD.	THERMAL-COAL	WEST BENGAL	600.00	4276.00	0.00	233.83	292.43	526.26
514	PRIVATE SECTOR	INDIA POWER CORPN.	THERMAL-COAL	WEST BENGAL	12.00	28.21	645.00	0.00	0.00	530.85
515	PRIVATE SECTOR	GMR KAMALANGA ENERGY LTD.	THERMAL-COAL	ODISHA	1050.00	7022.20	317.00	0.00	0.00	337.00
516	PRIVATE SECTOR	ADHUNIK POWER	THERMAL-COAL	JHARKHAND	270.00	3727.37	393.00	0.00	0.00	405.00
517	PRIVATE SECTOR	ADHUNIK POWER	THERMAL-COAL	JHARKHAND	270.00					
518	PRIVATE SECTOR	VEDANTA LTD.	THERMAL-COAL	ODISHA	1800.00	9710.00	265.00	0.00	0.00	370.00
519	PRIVATE SECTOR	VEDANTA LTD.	THERMAL-COAL	ODISHA	1215.00	8506.00	280.00	0.00	0.00	370.00
520	PRIVATE SECTOR	VEDANTA LTD.	THERMAL-COAL	ODISHA	90.00	431.00	447.00	0.00	0.00	370.00
521	PRIVATE SECTOR	VEDANTA LTD.	THERMAL-COAL	ODISHA	600.00	2543.00	293.00	78.00	173.00	251.00
522	PRIVATE SECTOR	TATA POWER COM. LTD.	THERMAL-COAL	JHARKHAND	67.50	419.00	383.00	213.00	383.00	596.00
523	PRIVATE SECTOR	TATA POWER COM. LTD.	THERMAL-COAL	JHARKHAND	120.00	683.00	248.00	111.00	248.00	359.00
524	PRIVATE SECTOR	TATA POWER COM. LTD.	THERMAL-COAL	JHARKHAND	120.00	785.00	250.00	129.00	250.00	379.00
525	PRIVATE SECTOR	TATA POWER COM. LTD.	THERMAL-COAL	JHARKHAND	120.00	793.00	341.00	101.00	341.00	443.00
526	PRIVATE SECTOR	TATA POWER COM. LTD.	THERMAL-COAL	JHARKHAND	120.00	814.00	7.00	145.00	7.00	152.00
527	PRIVATE SECTOR	TATA POWER COM. LTD.	THERMAL-WHR	JHARKHAND	120.00	923.00	4.00	64.00	4.00	67.00
528	PRIVATE SECTOR	TATA POWER COM. LTD.	THERMAL-COAL	JHARKHAND	1050.00	7061.00	256.00	152.00	256.00	408.00
529	PRIVATE SECTOR	TATA POWER COM. LTD.	THERMAL WASTE GAS	ODISHA	67.50	991.00	0.00	168.00	0.00	168.00
530	PRIVATE SECTOR	TATA POWER COM. LTD.	THERMAL WASTE GAS	ODISHA	67.50					
531	PRIVATE SECTOR	TATA POWER COM. LTD.	THERMAL-COAL	UTTAR PRADESH	1980.00	10102.00	217.00	112.00	228.00	339.00
532	CENTRAL SECTOR	NHPC LTD.	HYDRO-HYDRO	MANIPUR	105.00	389.18	346.71	194.54	194.54	389.07
533	CENTRAL SECTOR	NEEPCO	THERMAL-GAS	TRIPURA	135.00	891145.40	295.00	164.30	206.00	370.30
534	CENTRAL SECTOR	NEEPCO	THERMAL-GAS	ASSAM	291.00	1748152.40	264.00	181.10	165.70	346.80
535	CENTRAL SECTOR	NEEPCO	HYDRO-HYDRO	NAGALAND	75.00	96516.00	937.00	573.20	269.70	842.90
536	CENTRAL SECTOR	NEEPCO	HYDRO-HYDRO	ASSAM	50.00	268367.70	250.00	92.30	82.40	174.70
537	CENTRAL SECTOR	NEEPCO	HYDRO-HYDRO	ASSAM	25.00	10763.20	250.00	138.40	80.00	218.40

RATE OF SALE OF POWER FOR THE YEAR 2021-22

538	CENTRAL SECTOR	NEEPCO	HYDRO-HYDRO	ARUNACHAL PRADESH	405.00	1145007.40	113.00	144.20	118.00	262.20
539	CENTRAL SECTOR	NEEPCO	THERMAL-GAS	TRIPURA	101.00	692947.00	350.00	253.90	216.30	470.20
540	STATE SECTOR	ASSAM POWER GENCO	HYDRO-HYDRO	ASSAM	100.00	405.21	123.00	234.00	0.00	234.00
541	STATE SECTOR	ASSAM POWER GENCO	THERMAL-GAS	ASSAM	97.20	368.21	299.00	207.00	238.00	445.00
542	STATE SECTOR	ASSAM POWER GENCO	THERMAL-GAS	ASSAM	64.50	148.16	450.00	144.00	158.00	302.00
543	STATE SECTOR	ASSAM POWER GENCO	THERMAL-GAS	ASSAM	69.76	498.79	225.00	67.00	155.00	222.00
544	STATE SECTOR	ASSAM POWER GENCO	HYDRO-HYDRO	ASSAM	13.50	32.77	148.00	219.00	0.00	219.00
545	STATE SECTOR	ASSAM POWER GENCO	THERMAL-GAS	ASSAM	98.40	468.27	248.00	167.00	143.00	310.00
546	STATE SECTOR	GOVT. OF NAGALAND	HYDRO-HYDRO	NAGALAND	24.00	66.31	125.00	332.00	0.00	332.00
547	STATE SECTOR	GOVT. OF NAGALAND	HYDRO-HYDRO	NAGALAND	1.00	1.07	527.00	331.00	0.00	331.00
548	STATE SECTOR	GOVT. OF NAGALAND	HYDRO-HYDRO	NAGALAND	1.00	0.69	579.00	331.00	0.00	331.00
549	STATE SECTOR	MEGHALAYA POWER GEN. COR. LTD	HYDRO-HYDRO	MEGHALAYA	20.00	33.69	398.00	26.00	26.00	52.00
550	STATE SECTOR	MEGHALAYA POWER GEN. COR. LTD	HYDRO-HYDRO	MEGHALAYA	60.00	109.55	379.00	25.00	25.00	51.00
551	STATE SECTOR	MEGHALAYA POWER GEN. COR. LTD	HYDRO-HYDRO	MEGHALAYA	60.00	124.41	299.00	17.00	17.00	34.00
552	STATE SECTOR	MEGHALAYA POWER GEN. COR. LTD	HYDRO-HYDRO	MEGHALAYA	36.00	64.36	337.00	18.00	18.00	36.00
553	STATE SECTOR	MEGHALAYA POWER GEN. COR. LTD	HYDRO-HYDRO	MEGHALAYA	1.50	5.49	221.00	18.00	18.00	36.00
554	STATE SECTOR	MEGHALAYA POWER GEN. COR. LTD	HYDRO-HYDRO	MEGHALAYA	40.00	159.67	613.00	95.00	95.00	190.00
555	STATE SECTOR	MEGHALAYA POWER GEN. COR. LTD	HYDRO-HYDRO	MEGHALAYA	1.50	3.99	717.00	86.00	86.00	173.00
556	STATE SECTOR	MEGHALAYA POWER GEN. COR. LTD	HYDRO-HYDRO	MEGHALAYA	126.00	376.69	522.00	101.00	101.00	202.00
557	STATE SECTOR	MIZORAM POWER ELECT. DEPTT.	HYDRO-HYDRO	MIZORAM	1.05	1.21	54.70	0.00	0.00	823.00
558	STATE SECTOR	MIZORAM POWER ELECT. DEPTT.	HYDRO-HYDRO	MIZORAM	0.50	0.46	54.70	0.00	0.00	823.00
559	STATE SECTOR	MIZORAM POWER ELECT. DEPTT.	HYDRO-HYDRO	MIZORAM	3.00	2.66	54.70	0.00	0.00	823.00
560	STATE SECTOR	MIZORAM POWER ELECT. DEPTT.	HYDRO-HYDRO	MIZORAM	3.00	6.76	54.70	0.00	0.00	823.00
561	STATE SECTOR	MIZORAM POWER ELECT. DEPTT.	HYDRO-HYDRO	MIZORAM	12.00	10.66	106.00	0.00	0.00	823.00
562	STATE SECTOR	TPGL	THERMAL-GAS	TRIPURA	42.00	232.89	288.00	147.00	300.00	447.00

RATE OF SALE OF POWER FOR THE YEAR 2021-22

563	STATE SECTOR	TPGL	THERMAL-GAS	TRIPURA	63.00	330.75	282.00	120.00	335.00	455.00
564	STATE SECTOR	TPGL	HYDRO-HYDRO	TRIPURA	15.00	9.33	241.00	166.00	0.00	166.00
565	CENTRAL SECTOR	ONGC TRIPURA POWER COM LTD	THERMAL-GAS	TRIPURA	726.60	3953.20	308.00	132.80	187.60	320.40
566	STATE SECTOR	TN GEN. & DIS. CORP. LTD.	HYDRO-HYDRO	TAMILNADU	60.00	0.00	0.00	0.00	0.00	573.00
567	STATE SECTOR	TN GEN. & DIS. CORP. LTD.	HYDRO-HYDRO	TAMILNADU	40.00	0.00	0.00	0.00	0.00	573.00
568	STATE SECTOR	MIZORAM POWER ELECT. DEPTT.	HYDRO-HYDRO	MIZORAM	3.00	4.06	118.00	0.00	0.00	823.00
569	CENTRAL SECTOR	NEEPCO	HYDRO-HYDRO	MIZORAM	60.00	131546.00	923.00	416.50	257.50	674.00
570	CENTRAL SECTOR	NEEPCO	HYDRO-HYDRO	ARUNACHAL PRADESH	110.00	427544.10	402.00	0.00	520.00	520.00
571	PRIVATE SECTOR	SKS POWER GENERATION CHHATTISGARH LTD(SPGCL)	THERMAL COAL	CHHATTISGARH	1200.00	1504.64	307.00	0.00	324.00	324.00
572	CENTRAL SECTOR	MEJA URJA NIGAM RKM	THERMAL COAL	UTTAR PRADESH	1320.00	7229.62	0.00	198.99	246.17	445.16
573	PRIVATE SECTOR	POWERGEN PVT LTD	THERMAL COAL	CHHATTISGARH	1440.00	6250.45	0.00	417.00	847.00	1264.00
574	STATE SECTOR	ODISHA PGCL.	THERMAL COAL	ODISHA	210.00	2609.11	0.00	0.00	0.00	274.00
575	STATE SECTOR	ODISHA PGCL.	THERMAL COAL	ODISHA	210.00					274.00
576	STATE SECTOR	ODISHA PGCL.	THERMAL COAL	ODISHA	660.00	6772.97	0.00	0.00	0.00	315.60
577	STATE SECTOR	ODISHA PGCL.	THERMAL COAL	ODISHA	660.00					315.60
578	STATE SECTOR	TN GEN. & DIS. CORP. LTD.	HYDRO-HYDRO	TAMILNADU	2.50	0.00	0.00	0.00	0.00	573.00
579	STATE SECTOR	TN GEN. & DIS. CORP. LTD.	HYDRO-HYDRO	TAMILNADU	150.00	0.00	0.00	0.00	0.00	573.00
580	STATE SECTOR	TN GEN. & DIS. CORP. LTD.	HYDRO-HYDRO	TAMILNADU	4.00	0.00	0.00	0.00	0.00	573.00
581	STATE SECTOR	TN GEN. & DIS. CORP. LTD.	HYDRO-HYDRO	TAMILNADU	8.00	0.00	0.00	0.00	0.00	573.00
582	STATE SECTOR	TN GEN. & DIS. CORP. LTD.	HYDRO-HYDRO	TAMILNADU	110.00	0.00	0.00	0.00	0.00	573.00
583	STATE SECTOR	TN GEN. & DIS. CORP. LTD.	HYDRO-HYDRO	TAMILNADU	1.30	0.00	0.00	0.00	0.00	573.00
584	STATE SECTOR	TSPGENCO	HYDRO-HYDRO	TELANGANA	900.00	2056.31	0.00	202.00	0.00	202.00
585	STATE SECTOR	TSPGENCO	HYDRO-HYDRO	TELANGANA	234.00	332.15	0.00	362.00	0.00	362.00
586	STATE SECTOR	KSEB	HYDRO-HYDRO	KERALA	37.50	144.50	66.00	0.00	0.00	91.00
587	STATE SECTOR	KSEB	HYDRO-HYDRO	KERALA	51.20	182.72	66.00	0.00	0.00	91.00
588	STATE SECTOR	KSEB	HYDRO-HYDRO	KERALA	77.65	445.44	66.00	0.00	0.00	91.00
589	STATE SECTOR	KSEB	HYDRO-HYDRO	KERALA	32.40	213.17	66.00	0.00	0.00	91.00
590	STATE SECTOR	KSEB	HYDRO-HYDRO	KERALA	52.00	309.42	91.00	0.00	0.00	91.00
591	STATE SECTOR	KSEB	HYDRO-HYDRO	KERALA	54.00	262.62	66.00	0.00	0.00	91.00
592	STATE SECTOR	KSEB	HYDRO-HYDRO	KERALA	340.00	2047.69	91.00	0.00	0.00	91.00
593	STATE SECTOR	KSEB	HYDRO-HYDRO	KERALA	228.80	761.31	66.00	0.00	0.00	91.00
594	STATE SECTOR	KSEB	HYDRO-HYDRO	KERALA	780.00	3709.68	66.00	0.00	0.00	91.00
595	STATE SECTOR	KSEB	HYDRO-HYDRO	KERALA	75.00	381.21	66.00	0.00	0.00	91.00
596	STATE SECTOR	KSEB	HYDRO-HYDRO	KERALA	15.00	59.89	66.00	0.00	0.00	91.00
597	STATE SECTOR	KSEB	HYDRO-HYDRO	KERALA	3.00	10.52	66.00	0.00	0.00	91.00
598	STATE SECTOR	KSEB	HYDRO-HYDRO	KERALA	180.00	811.91	66.00	0.00	0.00	91.00
599	STATE SECTOR	KSEB	HYDRO-HYDRO	KERALA	2.00	6.52	66.00	0.00	0.00	91.00
600	STATE SECTOR	KSEB	HYDRO-HYDRO	KERALA	50.00	272.69	66.00	0.00	0.00	91.00
601	STATE SECTOR	KSEB	HYDRO-HYDRO	KERALA	2.50	3.88	66.00	0.00	0.00	91.00

RATE OF SALE OF POWER FOR THE YEAR 2021-22

602	STATE SECTOR	KSEB	HYDRO-HYDRO	KERALA	2.70	5.03	66.00	0.00	0.00	91.00
603	STATE SECTOR	KSEB	HYDRO-HYDRO	KERALA	3.75	7.81	66.00	0.00	0.00	91.00
604	STATE SECTOR	KSEB	HYDRO-HYDRO	KERALA	3.75	8.86	66.00	0.00	0.00	91.00
605	STATE SECTOR	KSEB	HYDRO-HYDRO	KERALA	2.40	5.76	66.00	0.00	0.00	91.00
606	STATE SECTOR	KSEB	HYDRO-HYDRO	KERALA	10.50	28.07	66.00	0.00	0.00	91.00
607	STATE SECTOR	KSEB	HYDRO-HYDRO	KERALA	3.50	6.94	66.00	0.00	0.00	91.00
608	STATE SECTOR	KSEB	HYDRO-HYDRO	KERALA	4.80	13.64	66.00	0.00	0.00	91.00
609	STATE SECTOR	KSEB	HYDRO-HYDRO	KERALA	4.00	10.28	66.00	0.00	0.00	91.00
610	STATE SECTOR	KSEB	THERMAL-DIESEL	KERALA	96.00	0.00	0.00	0.00	0.00	91.00
611	STATE SECTOR	KSEB	HYDRO-HYDRO	KERALA	1.25	0.00	66.00	0.00	0.00	91.00
612	STATE SECTOR	KSEB	HYDRO-HYDRO	KERALA	7.50	19.13	66.00	0.00	0.00	91.00
613	STATE SECTOR	KSEB	HYDRO-HYDRO	KERALA	2.50	8.34	66.00	0.00	0.00	91.00
614	STATE SECTOR	KSEB	HYDRO-HYDRO	KERALA	3.50	11.95	66.00	0.00	0.00	91.00
615	STATE SECTOR	KSEB	HYDRO-HYDRO	KERALA	15.00	49.23	66.00	0.00	0.00	91.00
616	STATE SECTOR	KSEB	HYDRO-HYDRO	KERALA	3.60	10.01	0.00	0.00	0.00	91.00
617	STATE SECTOR	KSEB	HYDRO-HYDRO	KERALA	6.00	7.31	66.00	0.00	0.00	91.00
618	STATE SECTOR	KSEB	HYDRO-HYDRO	KERALA	3.00	7.49	66.00	0.00	0.00	91.00
619	STATE SECTOR	GGPP	THERMAL-GAS	ANDHRA PRADESH	216.00	490.60	302.00	20.00	220.00	240.00
620	PRIVATE SECTOR	IA HYDRO ENERGY PVT LTD	HYDRO-HYDRO	HIMACHAL PRADESH	36.00	144.57	4.66	0.00	0.00	384.00
621	PRIVATE SECTOR	DIL	THERMAL-COAL	MAHARASHTRA	300.00	1754.00	413.00	120.00	287.00	407.00
622	PRIVATE SECTOR	DIL	THERMAL-COAL	MAHARASHTRA	300.00	1922.00		181.00	247.00	428.00
623	STATE SECTOR	DHPD	HYDRO-HYDRO	ARUNACHAL PRADESH	0.03	43.58	329.00	0.00	306.00	306.00
624	STATE SECTOR	DHPD	HYDRO-HYDRO	ARUNACHAL PRADESH	0.03	70.19	329.00	0.00	306.00	306.00
625	STATE SECTOR	DHPD	HYDRO-HYDRO	ARUNACHAL PRADESH	0.10	42.11	329.00	0.00	306.00	306.00
626	STATE SECTOR	DHPD	HYDRO-HYDRO	ARUNACHAL PRADESH	0.10	43.62	329.00	0.00	306.00	306.00
627	STATE SECTOR	DHPD	HYDRO-HYDRO	ARUNACHAL PRADESH	0.10	95.36	329.00	0.00	306.00	306.00
628	STATE SECTOR	DHPD	HYDRO-HYDRO	ARUNACHAL PRADESH	0.100	38.41	329.00	0.00	306.00	306.00
629	STATE SECTOR	DHPD	HYDRO-HYDRO	ARUNACHAL PRADESH	0.100	60.82	329.00	0.00	306.00	306.00
630	STATE SECTOR	DHPD	HYDRO-HYDRO	ARUNACHAL PRADESH	6.00	9245.34	329.00	0.00	306.00	306.00
631	STATE SECTOR	DHPD	HYDRO-HYDRO	ARUNACHAL PRADESH	1.50	154.92	329.00	0.00	306.00	306.00
632	STATE SECTOR	DHPD	HYDRO-HYDRO	ARUNACHAL PRADESH	3.00	3611.71	329.00	0.00	306.00	306.00
633	STATE SECTOR	DHPD	HYDRO-HYDRO	ARUNACHAL PRADESH	0.05	70.51	329.00	0.00	306.00	306.00
634	STATE SECTOR	DHPD	HYDRO-HYDRO	ARUNACHAL PRADESH	0.10	47.61	329.00	0.00	306.00	306.00
635	STATE SECTOR	DHPD	HYDRO-HYDRO	ARUNACHAL PRADESH	0.100	0.00	329.00	0.00	306.00	306.00
636	STATE SECTOR	DHPD	HYDRO-HYDRO	ARUNACHAL PRADESH	0.100	15.60	329.00	0.00	306.00	306.00

RATE OF SALE OF POWER FOR THE YEAR 2021-22

637	STATE SECTOR	DHPD	HYDRO-HYDRO	ARUNACHAL PRADESH	6.00	4217.26	535.00	0.00	304.00	304.00
638	STATE SECTOR	DHPD	HYDRO-HYDRO	ARUNACHAL PRADESH	1.00	1183.08	329.00	0.00	306.00	306.00
639	STATE SECTOR	DHPD	HYDRO-HYDRO	ARUNACHAL PRADESH	0.75	1042.42	329.00	0.00	306.00	306.00
640	STATE SECTOR	DHPD	HYDRO-HYDRO	ARUNACHAL PRADESH	2.00	2274.38	329.00	0.00	306.00	306.00
641	STATE SECTOR	DHPD	HYDRO-HYDRO	ARUNACHAL PRADESH	0.30	0.00	329.00	0.00	306.00	306.00
642	STATE SECTOR	DHPD	HYDRO-HYDRO	ARUNACHAL PRADESH	1.00	628.17	329.00	0.00	306.00	306.00
643	STATE SECTOR	DHPD	HYDRO-HYDRO	ARUNACHAL PRADESH	1.50	85.26	329.00	0.00	306.00	306.00
644	STATE SECTOR	DHPD	HYDRO-HYDRO	ARUNACHAL PRADESH	0.20	106.81	329.00	0.00	306.00	306.00
645	STATE SECTOR	DHPD	HYDRO-HYDRO	ARUNACHAL PRADESH	0.03	0.00	329.00	0.00	306.00	306.00
646	STATE SECTOR	DHPD	HYDRO-HYDRO	ARUNACHAL PRADESH	1.00	1090.74	329.00	0.00	306.00	306.00
647	STATE SECTOR	DHPD	HYDRO-HYDRO	ARUNACHAL PRADESH	0.03	0.00	329.00	0.00	306.00	306.00
648	STATE SECTOR	DHPD	HYDRO-HYDRO	ARUNACHAL PRADESH	0.03	0.00	329.00	0.00	306.00	306.00
649	STATE SECTOR	DHPD	HYDRO-HYDRO	ARUNACHAL PRADESH	0.06	37.31	329.00	0.00	306.00	306.00
650	STATE SECTOR	DHPD	HYDRO-HYDRO	ARUNACHAL PRADESH	0.20	0.00	329.00	0.00	306.00	306.00
651	STATE SECTOR	DHPD	HYDRO-HYDRO	ARUNACHAL PRADESH	0.10	131.26	329.00	0.00	306.00	306.00
652	STATE SECTOR	DHPD	HYDRO-HYDRO	ARUNACHAL PRADESH	0.30	0.00	329.00	0.00	306.00	306.00
653	STATE SECTOR	DHPD	HYDRO-HYDRO	ARUNACHAL PRADESH	0.03	0.00	329.00	0.00	306.00	306.00
654	STATE SECTOR	DHPD	HYDRO-HYDRO	ARUNACHAL PRADESH	3.00	5501.22	329.00	0.00	306.00	306.00
655	STATE SECTOR	DHPD	HYDRO-HYDRO	ARUNACHAL PRADESH	0.10	307.41	329.00	0.00	306.00	306.00
656	STATE SECTOR	DHPD	HYDRO-HYDRO	ARUNACHAL PRADESH	0.10	357.06	329.00	0.00	306.00	306.00
657	STATE SECTOR	DHPD	HYDRO-HYDRO	ARUNACHAL PRADESH	0.50	197.57	329.00	0.00	306.00	306.00
658	STATE SECTOR	DHPD	HYDRO-HYDRO	ARUNACHAL PRADESH	0.05	0.00	329.00	0.00	306.00	306.00
659	STATE SECTOR	DHPD	HYDRO-HYDRO	ARUNACHAL PRADESH	0.05	0.00	363.00	0.00	306.00	306.00
660	STATE SECTOR	DHPD	HYDRO-HYDRO	ARUNACHAL PRADESH	0.10	0.00	363.00	0.00	306.00	306.00
661	STATE SECTOR	DHPD	HYDRO-HYDRO	ARUNACHAL PRADESH	0.50	752.40	552.00	0.00	368.00	368.00
662	STATE SECTOR	DHPD	HYDRO-HYDRO	ARUNACHAL PRADESH	0.03	0.00	552.00	0.00	368.00	368.00
663	STATE SECTOR	DHPD	HYDRO-HYDRO	ARUNACHAL PRADESH	0.01	0.00	363.00	0.00	306.00	306.00

RATE OF SALE OF POWER FOR THE YEAR 2021-22

664	STATE SECTOR	DHPD	HYDRO-HYDRO	ARUNACHAL PRADESH	1.00	790.03	389.00	0.00	304.00	304.00
665	STATE SECTOR	DHPD	HYDRO-HYDRO	ARUNACHAL PRADESH	0.03	0.00	363.00	0.00	306.00	306.00
666	STATE SECTOR	DHPD	HYDRO-HYDRO	ARUNACHAL PRADESH	0.03	0.00	363.00	0.00	306.00	306.00
667	STATE SECTOR	DHPD	HYDRO-HYDRO	ARUNACHAL PRADESH	2.00	1377.79	363.00	0.00	306.00	306.00
668	STATE SECTOR	DHPD	HYDRO-HYDRO	ARUNACHAL PRADESH	0.10	182.99	363.00	0.00	306.00	306.00
669	STATE SECTOR	DHPD	HYDRO-HYDRO	ARUNACHAL PRADESH	4.50	3065.11	363.00	0.00	306.00	306.00
670	STATE SECTOR	DHPD	HYDRO-HYDRO	ARUNACHAL PRADESH	0.03	0.00	363.00	0.00	306.00	306.00
671	STATE SECTOR	DHPD	HYDRO-HYDRO	ARUNACHAL PRADESH	4.00	644.16	363.00	0.00	306.00	306.00
672	STATE SECTOR	DHPD	HYDRO-HYDRO	ARUNACHAL PRADESH	0.03	0.00	363.00	0.00	306.00	306.00
673	STATE SECTOR	DHPD	HYDRO-HYDRO	ARUNACHAL PRADESH	0.20	0.02	363.00	0.00	306.00	306.00
674	STATE SECTOR	DHPD	HYDRO-HYDRO	ARUNACHAL PRADESH	1.00	0.00	363.00	0.00	306.00	306.00
675	STATE SECTOR	DHPD	HYDRO-HYDRO	ARUNACHAL PRADESH	0.40	0.00	363.00	0.00	306.00	306.00
676	STATE SECTOR	DHPD	HYDRO-HYDRO	ARUNACHAL PRADESH	0.25	2.43	363.00	0.00	306.00	306.00
677	STATE SECTOR	DHPD	HYDRO-HYDRO	ARUNACHAL PRADESH	0.03	0.00	363.00	0.00	306.00	306.00
678	STATE SECTOR	DHPD	HYDRO-HYDRO	ARUNACHAL PRADESH	0.10	0.00	363.00	0.00	306.00	306.00
679	STATE SECTOR	DHPD	HYDRO-HYDRO	ARUNACHAL PRADESH	0.03	0.00	363.00	0.00	306.00	306.00
680	STATE SECTOR	DHPD	HYDRO-HYDRO	ARUNACHAL PRADESH	0.100	110.83	329.00	0.00	306.00	306.00
681	STATE SECTOR	DHPD	HYDRO-HYDRO	ARUNACHAL PRADESH	0.40	374.21	329.00	0.00	306.00	306.00
682	STATE SECTOR	DHPD	HYDRO-HYDRO	ARUNACHAL PRADESH	2.00	187.94	329.00	0.00	306.00	306.00
683	STATE SECTOR	DHPD	HYDRO-HYDRO	ARUNACHAL PRADESH	0.30	0.00	329.00	0.00	306.00	306.00
684	STATE SECTOR	DHPD	HYDRO-HYDRO	ARUNACHAL PRADESH	0.05	0.00	329.00	0.00	306.00	306.00
685	STATE SECTOR	DHPD	HYDRO-HYDRO	ARUNACHAL PRADESH	6.00	1856.90	329.00	0.00	306.00	306.00
686	STATE SECTOR	DHPD	HYDRO-HYDRO	ARUNACHAL PRADESH	0.05	0.00	329.00	0.00	306.00	306.00
687	STATE SECTOR	DHPD	HYDRO-HYDRO	ARUNACHAL PRADESH	0.03	0.00	329.00	0.00	306.00	306.00
688	STATE SECTOR	DHPD	HYDRO-HYDRO	ARUNACHAL PRADESH	0.15	224.56	329.00	0.00	306.00	306.00
689	STATE SECTOR	DHPD	HYDRO-HYDRO	ARUNACHAL PRADESH	0.05	51.45	329.00	0.00	306.00	306.00
690	STATE SECTOR	DHPD	HYDRO-HYDRO	ARUNACHAL PRADESH	0.50	1354.06	329.00	0.00	306.00	306.00

RATE OF SALE OF POWER FOR THE YEAR 2021-22

691	STATE SECTOR	DHPD	HYDRO-HYDRO	ARUNACHAL PRADESH	0.05	42.49	329.00	0.00	306.00	306.00
692	STATE SECTOR	DHPD	HYDRO-HYDRO	ARUNACHAL PRADESH	0.05	0.00	329.00	0.00	306.00	306.00
693	STATE SECTOR	DHPD	HYDRO-HYDRO	ARUNACHAL PRADESH	0.75	0.00	329.00	0.00	306.00	306.00
694	STATE SECTOR	DHPD	HYDRO-HYDRO	ARUNACHAL PRADESH	0.75	0.00	329.00	0.00	306.00	306.00
695	STATE SECTOR	DHPD	HYDRO-HYDRO	ARUNACHAL PRADESH	0.45	0.00	329.00	0.00	306.00	306.00
696	STATE SECTOR	DHPD	HYDRO-HYDRO	ARUNACHAL PRADESH	0.40	70.35	329.00	0.00	306.00	306.00
697	STATE SECTOR	DHPD	HYDRO-HYDRO	ARUNACHAL PRADESH	0.10	0.00	329.00	0.00	306.00	306.00
698	STATE SECTOR	DHPD	HYDRO-HYDRO	ARUNACHAL PRADESH	0.25	0.00	329.00	0.00	306.00	306.00
699	STATE SECTOR	DHPD	HYDRO-HYDRO	ARUNACHAL PRADESH	0.15	0.00	329.00	0.00	306.00	306.00
700	STATE SECTOR	DHPD	HYDRO-HYDRO	ARUNACHAL PRADESH	0.50	1029.25	329.00	0.00	306.00	306.00
701	STATE SECTOR	DHPD	HYDRO-HYDRO	ARUNACHAL PRADESH	0.04	42.30	329.00	0.00	306.00	306.00
702	STATE SECTOR	DHPD	HYDRO-HYDRO	ARUNACHAL PRADESH	0.04	49.02	329.00	0.00	306.00	306.00
703	STATE SECTOR	DHPD	HYDRO-HYDRO	ARUNACHAL PRADESH	0.03	34.27	329.00	0.00	306.00	306.00
704	STATE SECTOR	DHPD	HYDRO-HYDRO	ARUNACHAL PRADESH	0.50	777.86	329.00	0.00	306.00	306.00
708	STATE SECTOR	DHPD	HYDRO-HYDRO	ARUNACHAL PRADESH	0.40	44.57	329.00	0.00	306.00	306.00
709	STATE SECTOR	DHPD	HYDRO-HYDRO	ARUNACHAL PRADESH	0.05	23.66	329.00	0.00	306.00	306.00
710	STATE SECTOR	DHPD	HYDRO-HYDRO	ARUNACHAL PRADESH	0.10	0.00	329.00	0.00	306.00	306.00
711	STATE SECTOR	DHPD	HYDRO-HYDRO	ARUNACHAL PRADESH	2.00	2008.01	329.00	0.00	306.00	306.00
712	STATE SECTOR	DHPD	HYDRO-HYDRO	ARUNACHAL PRADESH	0.50	530.36	329.00	0.00	306.00	306.00
713	STATE SECTOR	DHPD	HYDRO-HYDRO	ARUNACHAL PRADESH	0.50	706.14	329.00	0.00	306.00	306.00
714	STATE SECTOR	DHPD	HYDRO-HYDRO	ARUNACHAL PRADESH	0.15	162.62	329.00	0.00	306.00	306.00
715	STATE SECTOR	DHPD	HYDRO-HYDRO	ARUNACHAL PRADESH	0.20	281.32	329.00	0.00	306.00	306.00
716	STATE SECTOR	DHPD	HYDRO-HYDRO	ARUNACHAL PRADESH	0.25	666.76	329.00	0.00	306.00	306.00
717	STATE SECTOR	DHPD	HYDRO-HYDRO	ARUNACHAL PRADESH	0.10	125.19	329.00	0.00	306.00	306.00
718	STATE SECTOR	DHPD	HYDRO-HYDRO	ARUNACHAL PRADESH	0.05	164.11	329.00	0.00	306.00	306.00
719	STATE SECTOR	DHPD	HYDRO-HYDRO	ARUNACHAL PRADESH	0.05	94.88	329.00	0.00	306.00	306.00
720	STATE SECTOR	DHPD	HYDRO-HYDRO	ARUNACHAL PRADESH	0.03	59.07	329.00	0.00	306.00	306.00
721	STATE SECTOR	DHPD	HYDRO-HYDRO	ARUNACHAL PRADESH	0.01	2.01	329.00	0.00	306.00	306.00

RATE OF SALE OF POWER FOR THE YEAR 2021-22

722	STATE SECTOR	DHPD	HYDRO-HYDRO	ARUNACHAL PRADESH	0.05	0.00	329.00	0.00	306.00	306.00
723	STATE SECTOR	DHPD	HYDRO-HYDRO	ARUNACHAL PRADESH	0.02	0.00	329.00	0.00	306.00	306.00
724	STATE SECTOR	DHPD	HYDRO-HYDRO	ARUNACHAL PRADESH	0.13	0.00	329.00	0.00	306.00	306.00
725	STATE SECTOR	DHPD	HYDRO-HYDRO	ARUNACHAL PRADESH	0.05	0.00	329.00	0.00	306.00	306.00
726	STATE SECTOR	DHPD	HYDRO-HYDRO	ARUNACHAL PRADESH	0.03	0.00	329.00	0.00	306.00	306.00
727	STATE SECTOR	DHPD	HYDRO-HYDRO	ARUNACHAL PRADESH	0.55	1187.49	329.00	0.00	306.00	306.00
728	STATE SECTOR	DHPD	HYDRO-HYDRO	ARUNACHAL PRADESH	0.20	810.82	329.00	0.00	306.00	306.00
729	STATE SECTOR	DHPD	HYDRO-HYDRO	ARUNACHAL PRADESH	0.03	3.56	329.00	0.00	306.00	306.00
730	STATE SECTOR	DHPD	HYDRO-HYDRO	ARUNACHAL PRADESH	0.01	0.00	329.00	0.00	306.00	306.00
731	STATE SECTOR	DHPD	HYDRO-HYDRO	ARUNACHAL PRADESH	0.10	171.58	329.00	0.00	306.00	306.00
732	STATE SECTOR	DHPD	HYDRO-HYDRO	ARUNACHAL PRADESH	0.10	0.00	329.00	0.00	306.00	306.00
733	STATE SECTOR	DHPD	HYDRO-HYDRO	ARUNACHAL PRADESH	0.50	1230.10	329.00	0.00	306.00	306.00
734	STATE SECTOR	DHPD	HYDRO-HYDRO	ARUNACHAL PRADESH	0.40	0.00	329.00	0.00	306.00	306.00
735	STATE SECTOR	DHPD	HYDRO-HYDRO	ARUNACHAL PRADESH	0.06	0.00	329.00	0.00	306.00	306.00
736	STATE SECTOR	DHPD	HYDRO-HYDRO	ARUNACHAL PRADESH	0.10	0.00	329.00	0.00	306.00	306.00
737	STATE SECTOR	DHPD	HYDRO-HYDRO	ARUNACHAL PRADESH	0.20	259.91	329.00	0.00	306.00	306.00
738	STATE SECTOR	DHPD	HYDRO-HYDRO	ARUNACHAL PRADESH	0.06	0.00	329.00	0.00	306.00	306.00
739	STATE SECTOR	DHPD	HYDRO-HYDRO	ARUNACHAL PRADESH	0.60	875.31	329.00	0.00	306.00	306.00
740	STATE SECTOR	DHPD	HYDRO-HYDRO	ARUNACHAL PRADESH	1.00	37.82	329.00	0.00	306.00	306.00
741	STATE SECTOR	DHPD	HYDRO-HYDRO	ARUNACHAL PRADESH	0.10	0.00	329.00	0.00	306.00	306.00
742	STATE SECTOR	DHPD	HYDRO-HYDRO	ARUNACHAL PRADESH	0.10	0.00	329.00	0.00	306.00	306.00
743	STATE SECTOR	DHPD	HYDRO-HYDRO	ARUNACHAL PRADESH	0.30	59.67	529.00	0.00	0.00	306.00
744	STATE SECTOR	DHPD	HYDRO-HYDRO	ARUNACHAL PRADESH	3.00	1071.07	388.00	0.00	0.00	306.00
745	STATE SECTOR	DHPD	HYDRO-HYDRO	ARUNACHAL PRADESH	2.00	2630.05	329.00	0.00	306.00	306.00
746	STATE SECTOR	DHPD	HYDRO-HYDRO	ARUNACHAL PRADESH	2.00	1013.87	329.00	0.00	306.00	306.00
747	STATE SECTOR	DHPD	HYDRO-HYDRO	ARUNACHAL PRADESH	0.20	89.66	329.00	0.00	306.00	306.00
748	STATE SECTOR	DHPD	HYDRO-HYDRO	ARUNACHAL PRADESH	0.03	31.44	329.00	0.00	306.00	306.00

RATE OF SALE OF POWER FOR THE YEAR 2021-22

749	STATE SECTOR	DHPD	HYDRO-HYDRO	ARUNACHAL PRADESH	0.25	256.29	329.00	0.00	306.00	306.00
750	STATE SECTOR	DHPD	HYDRO-HYDRO	ARUNACHAL PRADESH	0.50	248.32	329.00	0.00	306.00	306.00
751	PRIVATE SECTOR	BUDHIL	HYDRO-HYDRO	HIMACHAL PRADESH	70.00	251.62	0.00	173.40	173.40	346.80
752	PRIVATE SECTOR	SASAN POWER LTD	THERMAL-COAL	MADHYA PRADESH	3960.00	29843.44	0.00	16.81	135.88	152.69
753	CENTRAL SECTOR	NEEPCO	HYDRO-HYDRO	ARUNACHAL PRADESH	600.00	2570330.70	245.00	0.00	454.28	454.28
754	PRIVATE SECTOR	Maruti Clean Coal and Power Limited	THERMAL-COAL	CHHATTISGARH	300.00	1967.71	207.50	0.00	0.00	344.01
755	CENTRAL SECTOR	Bhartiya rail bijlee compnay limited	THERMAL-COAL	BIHAR	10000.00	5653.01	232.06	243.04	228.64	471.68
756	PRIVATE SECTOR	LANCO anpara	THERMAL-COAL	UTTAR PRADESH	1200.00	7809.67	0.00	77.00	197.00	274.00
757	PRIVATE SECTOR	A&N ISLAND	THERMAL-DIESEL	A&N ISLAND	10.00	12496.83	0.00	29.51	6.85	3636.00
758	PRIVATE SECTOR	A&N ISLAND	THERMAL-DIESEL	A&N ISLAND	0.88	300.88	0.00	29.51	6.85	3636.00
759	STATE SECTOR	DHPD	HYDRO-HYDRO	ARUNACHAL PRADESH	1.50	555.96	0.00	0.00	0.00	306.00
760	STATE SECTOR	DHPD	HYDRO-HYDRO	ARUNACHAL PRADESH	0.20	48.84	0.00	0.00	0.00	306.00
761	STATE SECTOR	DHPD	HYDRO-HYDRO	ARUNACHAL PRADESH	0.50	6.75	0.00	0.00	0.00	306.00
762	STATE SECTOR	DHPD	HYDRO-HYDRO	ARUNACHAL PRADESH	0.14	229.96	329.00	0.00	306.00	306.00
763	STATE SECTOR	DHPD	HYDRO-HYDRO	ARUNACHAL PRADESH	0.01	16.59	0.00	0.00	0.00	306.00
764	STATE SECTOR	DHPD	HYDRO-HYDRO	ARUNACHAL PRADESH	0.50	504.14	0.00	0.00	0.00	306.00
765	STATE SECTOR	DHPD	HYDRO-HYDRO	ARUNACHAL PRADESH	4.50	1869.26	0.00	0.00	0.00	306.00
766	STATE SECTOR	DHPD	HYDRO-HYDRO	ARUNACHAL PRADESH	2.00	2008.01	329.00	0.00	306.00	306.00
767	STATE SECTOR	DHPD	HYDRO-HYDRO	ARUNACHAL PRADESH	0.50	86.02	0.00	0.00	0.00	306.00
768	STATE SECTOR	DHPD	HYDRO-HYDRO	ARUNACHAL PRADESH	0.03	0.00	329.00	0.00	306.00	306.00
769	STATE SECTOR	DHPD	HYDRO-HYDRO	ARUNACHAL PRADESH	0.13	0.00	329.00	0.00	306.00	306.00

Outstanding Dues (More than 45 days) Of Power Utilities (Principal and Surcharge) Payable to Central Public Sector Undertakings (CPSU)-Based upon the information received from CPSUs upto 31st August'23

All Figures in Rs Crores

	State Utility	
1	TOTAL (Haryana)	18.54
2	TOTAL (Himachal)	85.92
3	TOTAL (Delhi)	419.4
4	TOTAL (J&K)	1124.2
5	TOTAL (Punjab)	88.34
6	TOTAL (Rajasthan)	343.06
7	HWB (KOTA)	-22.04
8	TOTAL (Uttar Pradesh)	250.91
9	UPCL /UTPCL	2.42
10	CPDD	74.84
11	TOTAL (Others)	0.06
12	GUVNL	6.61
13	HWB (Gujarat)	0
14	GOA ED	53.38
15	TOTAL (Madhya Pradesh)	633.61
16	TOTAL(CHHATTISGARH)	0.01
17	MSEDCL	576.27
18	DADRA NAGAR & SILVASA	0
19	Electricity Department	0
20	DAMAN & DIU	0
21	BARC	0
22	IGCAR	0
23	TOTAL (Andhra Pradesh)	241.21
24	TOTAL (Karnataka)	466.86
25	TSNPDCL/TSSPDCL	1688.2
26	KSEB	194.32
27	TNEB/TANGEDCO	7804.52
28	Puducherry	0
29	PED	26.99
30	Others	0
31	BHAVINI	11.26
32	AUGF	0.15
33	DVC	0
34	BIHAR(NBPDCL/SBPCL/BSEB)	1150.49
35	Sikkim Electricity Department	0
36	WBSEB	19.3
37	JBVNL/JUVNL	2496.05
38	GRIDCO	0
39	TOTAL (Others)	0
40	APDCL	0
41	Manipur Electricity Department	44.48
42	MeEcl/MeSEB	669.5
43	Mizoram Electricity Department	29.26
44	Department of Power, Nagaland	0
45	TSECL	205.76
46	A&N Electricity Deptt	1
47	PGCIL	0
48	Noida Power Company Limited	0
	GRAND-TOTAL	18704.88