



भारत में विद्युत टैरिफ तथा शुल्क एवं विद्युत आपूर्ति की औसत दरें
Electricity Tariff & Duty and Average rates of electricity supply in India

मार्च 2016
March 2016



भारत सरकार, केन्द्रीय विद्युत प्राधिकरण
Government of India, Central Electricity Authority



सत्यमेव जयते

भारत सरकार
GOVERNMENT OF INDIA

विद्युत मंत्रालय
MINISTRY OF POWER

केन्द्रीय विद्युत प्राधिकरण
CENTRAL ELECTRICITY AUTHORITY

भारत में विद्युत टैरिफ तथा शुल्क एवं
विद्युत आपूर्ति की औसत दरें
TARIFF & DUTY OF ELECTRICITY
SUPPLY IN INDIA

मार्च, 2016
March, 2016

{विद्युत अधिनियम, 2003 की धारा 73 (i) और (j) के अंतर्गत के०वि०प्रा० के दायित्व के निर्वहन हेतु}
{In fulfillment of CEA's obligation under Section 73 (i) & (j) of Electricity Act, 2003}

अस्वीकरण

इस रिपोर्ट में अन्तर्निहित जानकारी विभिन्न राज्य विद्युत नियामक आयोगों द्वारा जारी किए गए टैरिफ आदेशों अथवा विभिन्न राज्य विद्युत यूटिलिटीयों द्वारा जारी टैरिफ नोटिसों से संकलित की गई है। इस बात को सुनिश्चित करने का भरसक प्रयत्न किया गया है कि संकलित जानकारी त्रुटिहीन हो। तथापि, केंद्रीय विद्युत प्राधिकरण ऐसी किसी जानकारी की परिशुद्धता अथवा परिपूर्णता के बारे में कोई प्रतिवेदन अथवा आश्वासन अभिव्यक्त या समाविष्ट नहीं करता। केंद्रीय विद्युत प्राधिकरण इस प्रकाशन अथवा इसकी विषय वस्तुओं के उपयोग से उठाई गई किसी भी प्रकार की हानि के लिए उत्तरदायी नहीं होगा।

DISCLAIMER

The information contained in this report is compiled from the Tariff Orders issued by various State Electricity Regulatory Commissions or Tariff Notices issued by various State Power Utilities. Utmost care has been taken to ensure that the information compiled is free from errors. However, Central Electricity Authority makes no representation or warranty, express or implied, as to the accuracy or completeness of any such information. Central Electricity Authority shall not be liable for any losses incurred by users from any use of this publication or its contents.

विषय सूची | CONTENTS

क्रमांक S.No.	शीर्षक	Title	पृष्ठ सं. Page No.
1.	प्राक्कथन	Foreword	1-2
2.	प्रस्तावना	Preface	3-4
भाग -1			
Part-1			
Overview of Tariffs			
3.	टैरिफों का विहंगावलोकन	Overview	7
4.	विहंगावलोकन	Category-wise maximum and minimum estimated average rates of electricity in the country at various loads/ consumption levels.	9-13
5.	देश में श्रेणीवार अधिकतम एवं न्यूनतम अनुमानित औसत विद्युत दरें-विभिन्न भारध्वपत स्तर के अनुसार	State wise details where agricultural power is free	14
6.	उपभोक्ता श्रेणियों का राज्यवार ब्यौरा जहां कृषि के लिए विद्युत आपूर्ति निशुल्क है।	State-wise details of consumers categories where agricultural power is at fixed rate	14
7.	उपभोक्ता श्रेणियों का राज्यवार ब्यौरा जहां गैर- कृषि के लिए विद्युत आपूर्ति नियत है।	State-wise details of consumer categories where non- agricultural power is free	15
8.	उपभोक्ता श्रेणियों का राज्यवार ब्यौरा जहां गैर-कृषि के लिए विद्युत आपूर्ति निशुल्क है।	State-wise details of consumer categories where non-agricultural power is at fixed rate	15
9.	उपभोक्ता श्रेणियों का राज्यवार ब्यौरा जहां गैर- कृषि के लिए विद्युत आपूर्ति नियत है।	Details of electricity duty/ tax /cess / surcharge in various States / Union Territories	16-17
10.	विभिन्न राज्यों ध्वंस शासित क्षेत्रों में विद्युत शुल्क व कर उपकरणध्विभार	Summary of Time of the Day (TOD) Tariff Schemes in various states	18-19
11.	विद्युत राज्यों में टी.आ.डी टैरिफ योजना सारांश	Power supply schemes for Kutir Jyoti/ Bhagyajyoti/ Lokdeep / Below Poverty Line (BPL)/ Jeevan Dhara/ Life Line/ JJ Cluster and Low Income Group Consumers	20-22
भाग-2			
Part-2			
Summary of Notified Tariffs of Electricity for various categories of consumers in States/ Union Territories			
Name of Utility			
12.	राज्योंध्वंस शासित क्षेत्रों द्वारा विभिन्न उपभोक्ता श्रेणियों के लिए अभिज्ञापित की गई विद्युत टैरिफ का सारांश		
	यूटिलिटी का नाम		
	अंडमान एण्ड निकोबार	A & N Islands	25
	आंध्र प्रदेश	Andhra Pradesh	26-28
	अरुणाचल प्रदेश	Arunachal Pradesh	29
	असम	Assam	30-31
	बिहार	Bihar	32-34
	चंडीगढ़	Chandigarh	35
	छत्तीसगढ़	Chhattishgarh	36-37
	दादरा एवं नागर हवेली	Dadra & Nagar Haveli	38
	दमन एवं दीप	Daman & Diu	39
	दिल्ली- (बीआरपीएल/ बीवाईपीएल/ एन.डी.एम.सी.)	Delhi (BRPL/BYPL/NDPL)	40-41

क्रमांक S.No.	शीर्षक	Title	पृष्ठ सं. Page No.
	दिल्ली (एनडीएमसी)	Delhi (NDMC)	42
	गोवा	Goa	43-44
	गुजरात	Gujarat	45-47
	अहमदाबाद (टोरेंट पावर लि.)	Ahmedabad (Torrent Power Ltd.)	48-49
	सूरत (टोरेंट पावर लि.)	Surat (Torrent Power Ltd.)	50-51
	हरियाणा	Haryana	52-53
	हिमाचल प्रदेश	Himachal Pradesh	54-56
	जम्मू एवं कश्मीर	Jammu & Kashmir	57-58
	झारखंड	Jharkhand	59-60
	कर्नाटक	Karnataka	61-63
	केरल	Kerala	64-66
	लक्षद्वीप	Lakshadweep	67
	मध्य प्रदेश	Madhya Pradesh	68-72
	महाराष्ट्र	Maharashtra	73-74
	मुंबई(बिस्ट)	Mumbai (B.E.S.T.)	75-76
	मुंबई (रिलांस एनर्जी)	Mumbai (Reliance Energy)	77
	मुंबई(टाटा)	Mumbai (TATA)	78
	मणीपुर	Manipur	79-80
	मेघालय	Meghalaya	81
	मिजोरम	Mizoram	82-83
	नागालैण्ड	Nagaland	84
	उड़िसा	Orissa	85-86
	पुदुचेरी	Puducherry	87
	पंजाब	Punjab	88-89
	राजस्थान	Rajasthan	90-91
	सिक्किम	Sikkim	92-93
	तमिलनाडू	Tamil Nadu	94-95
	त्रिपुरा	Tripura	96-97
	उत्तराखंड	Uttarakhand	98-99
	उत्तर प्रदेश	Uttar Pradesh	100-102
	पश्चिम बंगाल	West Bengal	103-106
	कोलकाता-(सीईएससी) पश्चिम बंगाल	West Bengal - Kolkata (CESC)	107-109
	डी.वी.सी.	D.V.C	110
	दूर्गापुर प्रोजेक्ट्स लि.(पश्चिम बंगाल)	West Bengal (Durgapur Projects Ltd.)	111-113
	डीपीएससी (पश्चिम बंगाल)	West Bengal (DPSC Ltd.)	114-116
	तेलंगाना	Telangana	117-119

13. विद्युत आपूर्ति तथा विद्युत शुल्क की औसत दरें

Average Rates of Electricity Supply and Electricity Duty

<u>तालिका सं.</u> <u>Table No.</u>	<u>स्वीकृत लोड</u> <u>Sanctioned Load</u>	<u>मासिक खपत</u> <u>Monthly Consumption</u>	<u>पृष्ठ सं.</u> <u>Page No.</u>
घरेलू - DOMESTIC			
1(a)	1 KW	100 Units/Month	123
1(b)	2 KW	200 Units/Month	124
1(c)	4 KW	400 Units/Month	126
1(d)	6 KW	600 Units/Month	127
1(e)	8 KW	800 Units/Month	129
1(f)	10 KW	1000 Units/Month	130
वाणिज्यिक- COMMERCIAL			
2(a)	2 KW	300 Units/Month	132
2(b)	5 KW	750 Units/Month	134
2(c)	10 KW	1500 Units/Month	136
2(d)	20 KW	3000 Units/Month	138
2(e)	30 KW	4500 Units/Month	139
2(f)	40 KW	6000 Units/Month	140
2(g)	50 KW	7500 Units/Month	142
कृषि- AGRICULTURE			
3(a)	2HP	400 Units/Month	144
3(b)	3HP	600 Units/Month	145
3(c)	5HP	1000 Units/Month	147
3(d)	10HP	2000 Units/Month	148
लघु उद्योग- SMALL INDUSTRIES			
4(a)	5 KW	750 Units/Month	150
4(b)	10 KW	1500 Units/Month	151
4(c)	15KW	2250 Units/Month	153
मध्यम उद्योग- MEDIUM INDUSTRIES			
5(a)	50KW	7500 Units/Month	155
5(b)	100 KW	15000 Units/Month	156
बड़े-11 कि.वा. पर- LARGE INDUSTRIES- at 11 KV			
6(a)	250 KW (40% L.F)	73000 Units/Month	158
6(b)	250 KW (60% L.F)	109500 Units/Month	159
6(c)	500 KW (40% L.F)	146000 Units/Month	161
6(d)	500 KW (60% L.F)	219000 Units/Month	162
6(e)	1000 KW (40% L.F)	292000 Units/Month	164
6(f)	1000 KW (60% L.F)	438000 Units/Month	165
6(g)	5000 KW (40% L.F)	1460000 Units/Month	167

6(h)	5000 KW (60% L.F.)	2190000 Units/Month	168
6(i)	10000 KW (40%LF)	2920000 Units/Month	170
6(j)	10000 KW (60%L.F)	4380000 Units/Month	171
6(k)	20000 KW (40%L.F)	5840000 Units/Month	173
6(l)	20000 KW (60%L.F)	8760000 Units/Month	174

बड़े-33 कि.वा. पर- LARGE INDUSTRIES - at 33KV

7(a)	5000 KW(40% L.F)	1460000 Units/Month	176
7(b)	5000 KW(60% L.F)	2190000 Units/Month	176
7(c)	10000 KW(40% L.F)	2920000 Units/Month	178
7(d)	10000 KW(60% L.F)	4380000 Units/Month	178
7(e)	20000 KW(40% L.F)	5840000 Units/Month	180
7(f)	20000 KW(60% L.F)	8760000 Units/Month	180
7(g)	50000 KW(40% L.F)	14600000 Units/Month	182
7(h)	50000 KW(60% L.F)	21900000 Units/Month	183

पावर इन्टेंसिव उद्योग- POWER INTENSIVE INDUSTRIES

8(a).	50000 KW(60% L.F)	21900000 Units/Month	185
8(b).	50000 KW(80% L.F)	29200000 Units/Month	185

रेलवे ट्रैक्शन- RAILWAY TRACTION

9.	12500 KW	2500000 Units/Month	187
----	----------	---------------------	-----



श्याम धर दुबे

दूरभाष (का०) Telephone (O) : 011-26102583
टेलीफैक्स Telefax : 011-26109212
ई-मेल E-mail : chair@nic.in

अध्यक्ष

तथा पदेन सचिव भारत सरकार
केन्द्रीय विद्युत प्राधिकरण
रामकृष्ण पुरम्

CHAIRPERSON & EX-OFFICIO SECRETARY
TO THE GOVERNMENT OF INDIA
CENTRAL ELECTRICITY AUTHORITY
SEWA BHAWAN, R. K. PURAM

नई दिल्ली-110066

NEW DELHI-110066

प्राक्कथन


मुझे केंद्रीय विद्युत प्राधिकरण के द्विभाषी प्रकाशन 'भारत में विद्युत आपूर्ति की दरसूची एवं शुल्क' शीर्षक के वार्षिक प्रकाशन के मार्च, 2016 संस्करण को प्रस्तुत करते हुए हार्दिक प्रसन्नता हो रही है। इस प्रकाशन में विभिन्न राज्यों की अधिसूचित दरसूचियों पर नियामक आंकड़ों का संग्रह, उपभोक्ताओं के विभिन्न वर्गों के लिए विद्युत आपूर्ति तथा विद्युत शुल्क की औसत दरों पर अनुमानित आंकड़े तथा साथ ही उपभोक्ताओं के विशिष्ट वर्ग के लिए विद्युत आपूर्ति योजनाओं के संक्षिप्त आंकड़े उपलब्ध कराए गए हैं।

इसमें प्रकाशित बिजली की अनुमानित औसत दरें विभिन्न राज्य विद्युत युटिलिटीयों/राज्य नियामक आयोगों से प्राप्त दर सूची अधिसूचनाओं और दर सूची संबंधी आदेशों के आधार पर संकलित की गई हैं। आंकड़ों को इस प्रकार से प्रस्तुत किया गया है कि उपयोगकर्ता विभिन्न राज्यों/संघ राज्य क्षेत्रों में विशेष वर्ग के उपभोक्ता के लिए विद्युत की अनुमानित तुलनात्मक दरों पर संपूर्ण सूचना का अवलोकन एक ही नजर में कर सकें। तथापि, उपभोक्ता द्वारा प्रयुक्त विद्युत की वास्तविक दर घट-बढ़ सकती है।

विभिन्न उपभोक्ता श्रेणियों के लिए इन प्रभावी दरों को तैयार करने हेतु विभिन्न स्वीकृत भार के लिए पृथक ऊर्जा खपत की परिकल्पना करते हुए तैयार की गई है। इसके अतिरिक्त (i) विभिन्न उपभोक्ता वर्गों पर आरोप्य राज्यवार विद्युत शुल्क/कर/उपकर/अधिभार (ii) उन राज्यों में जहां यह आरंभ किया गया है, टाईम ऑफ डे (टीओडी) दर सूची योजना (iii) कुटीर ज्योति/भाग्य ज्योति/लोकदीप/गरीबी रेखा से नीचे (बीपीएल)/जीवन धारा/जे जे समूह तथा निम्न आय वर्ग उपभोक्ताओं के लिए भारत सरकार की विशेष विद्युत आपूर्ति योजनाएं तथा (iv) राज्य-वार ब्यौरा जहां कृषि एवं गैर कृषि विद्युत निशुल्क है और जहां मीटर के बिना विद्युत दरें निर्धारित हैं जैसे कुछ कारकों पर संग्रहित सूचना को अलग से संक्षिप्त रूप में शामिल किया गया है।

में देश के सभी राज्य विद्युत नियामक आयोगों (एसईआरसी), वितरण कंपनियों, राज्य विद्युत बोर्डों, विद्युत विभागों तथा अन्य विद्युत युटिलिटीयों को केंद्रीय विद्युत प्राधिकरण को सूचना उपलब्ध कराने में उनके सहयोग के लिए हार्दिक कृतज्ञता तथा आभार प्रकट करता हूं तथा भविष्य में भी उनसे निरंतर सहयोग और सुझावों की आशा करता हूं।

जुलाई, 2016


(श्याम धर दुबे)

स्वहित एवं राष्ट्रहित में ऊर्जा बचाएं
Save Energy for Benefit of Self and Nation



Sham Dhar Dubey

दूरभाष (का०) Telephone (O) : 011-26102583
टेलीफैक्स Telefax : 011-26109212
ई-मेल E-mail : chair@nic.in

अध्यक्ष

तथा पदेन सचिव भारत सरकार
केन्द्रीय विद्युत प्राधिकरण
रामकृष्ण पुरम्

CHAIRPERSON & EX-OFFICIO SECRETARY
TO THE GOVERNMENT OF INDIA
CENTRAL ELECTRICITY AUTHORITY
SEWA BHAWAN, R. K. PURAM

नई दिल्ली-110066

NEW DELHI-110066

FOREWORD


It is my great pleasure in presenting the March 2016 edition of annual publication titled "**Electricity Tariff & Duty and Average rates of electricity supply in India**", a bilingual publication brought out by the Central Electricity Authority. This publication provides assimilation of regulatory data on notified tariffs of various States, the estimated data on average rates of electricity supply & electricity duty for different categories of consumers, as well as, summarized data on power supply schemes for special category of consumers.

The estimated average rates of electricity published herein have been computed on the basis of tariff notifications and tariff orders received from various State Power Utilities/State Regulatory Commissions. The data have been presented in such a manner so as to enable the user to have complete information on estimated comparative rates of electricity for a particular category of consumer in different State/ Union Territories at a glance. However, the actual rate of energy may vary at the consumer end.

These effective rates for different consumer categories have been worked out assuming different energy consumption for different sanctioned loads. Separate summary has been added on information collected on features such as (i) State wise electricity duty/ tax/ cess/ surcharge leviable on different consumer categories, (ii) time of day (TOD) tariff schemes in the States where it has been introduced, (iii) special power supply schemes of GOI for Kutir-Jyoti/ Bhagyajyoti/ Lokdeep/ Below Poverty Line (BPL)/ Jeevan Dhara/ JJ Clusters and Low Income group Consumers and (iv) State wise details where agriculture and non-agriculture power is free and where un-metered power is at fixed rate.

I express my sincere gratitude and convey my appreciation to all the SERCs, Distribution Companies, SEBs, Power Departments and other Power Utilities in the country for their co-operation in furnishing the information to CEA and look forward to their continued support and suggestions.

July, 2016


(Sham Dhar Dubey)

स्वहित एवं राष्ट्रहित में ऊर्जा बचाएं
Save Energy for Benefit of Self and Nation



सोमित दासगुप्ता

दूरभाष (का०)
TELEPHONE (O)
TELEFAX (O)

सदस्य

तथा पदेन अपर सचिव भारत सरकार
केन्द्रीय विद्युत प्राधिकरण
सेवा भवन, रामाकृष्णा पुरम्

MEMBER
& EX-OFFICIO ADDL. SECRETARY TO THE GOVERNMENT OF INDIA
CENTRAL ELECTRICITY AUTHORITY
SEWA BHAWAN, R.K. PURAM

नई दिल्ली - 110066

NEW DELHI-110066

प्रस्तावना

केन्द्रीय विद्युत प्राधिकरण द्वारा विद्युत अधिनियम, 2003 की धारा 73 (झ) और (ञ) के अंतर्गत दायित्वों का निर्वहन करते हुए भारतीय विद्युत क्षेत्र से जुड़ी हुई सूचना/सांख्यिकी का समय-समय पर संकलन, आलेखन एवं प्रकाशन किया जाता है। तदनुसार 'भारत में विद्युत दर सूची तथा शुल्क' नामक पुस्तक के मार्च, 2016 संस्करण का प्रकाशन किया जा रहा है। राजभाषा विभाग की अपेक्षाओं को पूरा करते हुए इस वार्षिक पुस्तक का द्विभाषी प्रकाश किया गया है ताकि समाज के बड़े हिस्से के लिए यह उपयोगी बने।

राज्य विद्युत नियामक आयोगों/राज्य विद्युत यूटिलिटियों द्वारा जारी दर सूची संबंधी आदेशों और दर सूची अधिसूचनाओं के आधार पर खुदरा दर सूची को व्यापक रूप से सारणीबद्ध करते हुए आधारभूत नियामक आँकड़े तैयार किए गए हैं। इस प्रकाशन में विद्युत की प्रभावी अनुमानित दरों के परिकलन में विद्युत उपभोक्ता द्वारा विभिन्न स्तरों पर संभावित उपयोग, तीव्र गति से हो रहे शहरीकरण, विद्युत उपकरणों के प्रयोग में वृद्धि एवं क्रमशः समुन्नत हो रहे जीवन स्तर को ध्यान में रखा गया है। इसके अलावा सुलभ संदर्भ हेतु सूचनाओं को अलग से भी कुछ शीर्षकों जैसे (i) विभिन्न उपभोक्ता श्रेणियों पर राज्यवार लगने वाले विद्युत शुल्क/कर/उपकर/अधिभार, (ii) टाइम ऑफ डे (टीओडी) दर सूची योजनाएं, (iii) भारत सरकार की कुटीर ज्योति/भाग्य ज्योति/लोकदीप/गरीबी रेखा से नीचे/जीवन धारा/जीवन रेखा/जे जे समूह आदि की विशेष विद्युत आपूर्ति योजनाएं और (iv) राज्यवार ब्यौरा जहां कृषि और गैर कृषि विद्युत मुफ्त है और जहां मीटर रहित विद्युत की दर नियत है के अंतर्ग संकलित किया गया है।

आँकड़ों के संकलन, विश्लेषण एवं उपयोगी रूप में प्रस्तुतीकरण का कार्य केन्द्रीय विद्युत प्राधिकरण के वित्तीय अध्ययन एवं सहायता प्रभाग द्वारा किया गया है। मैं इस प्रकाशन में इस प्रभाग के अधिकारियों और कर्मचारियों के अथक प्रयासों के सराहनीय कार्य का उल्लेख करता हूँ।

मेरा विश्वास है कि पुस्तक में प्रस्तुत जानकारियां सभी विद्युत विभागों, वितरण कंपनियों, सार्वजनिक यूटिलिटियों और विद्युत क्षेत्र के अन्य हितधारकों के साथ ही आम जनता के लिए भी उपयोगी सिद्ध होगी।

इस परिप्रेक्ष्य में वर्तमान संस्करण की अंतर्वस्तु और ब्यौरों को बेहतर बनाने के लिए सभी संबंधितों के सुझावों का स्वागत है। कोई भी सुझाव/टिप्पणी, दस्तावेज में भूलवश हुई त्रुटियों की सूचना मुख्य अभियंता, वित्तीय अध्ययन एवं सहायता प्रभाग, केन्द्रीय विद्युत प्राधिकरण, 619 (उत्तर), सेवा भवन, आर.के.पुरम, नई दिल्ली-110066 (ई-मेल का पता venk_subb_777@yahoo.com & skmondalcea@gmail.com) को भेजने की कृपा करें।

सोमित दासगुप्ता
(सोमित दासगुप्ता)

जून, 2016

स्वहित एवं राष्ट्रहित में ऊर्जा बचाएं
Save Energy for Benefit of Self and Nation



Somit Dasgupta

दूरभाष (का०)
TELEPHONE (O)
TELEFAX (O)

सदस्य

तथा पदेन अपर सचिव भारत सरकार
केन्द्रीय विद्युत प्राधिकरण
सेवा भवन, रामाकृष्णा पुरम्

MEMBER
& EX-OFFICIO ADDL. SECRETARY TO THE GOVERNMENT OF INDIA
CENTRAL ELECTRICITY AUTHORITY
SEWA BHAWAN, R.K. PURAM

नई दिल्ली - 110066

NEW DELHI-110066

PREFACE


Central Electricity Authority, in fulfillment of its obligation under Section 73(i) & (j) of the Electricity Act, 2003, is required to collect, record and make public, from time to time, information/statistics about the Indian power sector. Accordingly, the Annual edition of book titled “**Electricity Tariff & Duty and Average rates of electricity supply in India**” as on March, 2016 is being brought out by CEA. All efforts have been made to make the book bilingual to the extent possible to fulfill the requirements of the Raj Bhasha Vibhag as also to make it useful for a larger number of people.

The effective rates of electricity presented in the publication are computed based on assumed consumption at various levels of consumer end loads, taking into account the faster pace of urbanization, increased usage of electrical appliances and gradual improvement in the standard of living. Apart from the estimated effective rates, a comprehensive tabulation of the retail tariffs as per tariff orders issued by the State Electricity Regulatory Commissions have also been included. Further, so as to have ease of reference, the information has also been separately compiled under the headings of (i) electricity duty/tax/cess/surcharge leviable on different consumer categories, (ii) Time of day (TOD) tariff scheme and (iii) Tariff for special power supply schemes of GOI for Kutir-Jyoti/ Bhagyajyoti/Lokdeep/BPL/Jeevan Dhara/Lifeline/JJCluster etc. and (iv) State wise details where agriculture and non-agriculture power is free and where un-metered power is at fixed rate.

The compilation and analysis of the data and its presentation in usable formats have been carried out by the Financial Studies & Assistance Division of CEA. I would like to place on record the commendable hard work done by the officers and staff of the FS&A Division.

I hope that the information presented in the book would be found useful by all the Power Departments, Distribution Companies, Public Utilities and other stakeholders in the power sector as well as general public.

With this view, we solicit suggestions from all concerned for further improving the content and details presented in the current edition. All suggestion/comments, as also intimation for any unintended errors observed in the document may kindly be sent to the Chief Engineer, FS&A Division, Central Electricity Authority, 619(N), Sewa Bhawan, R.K. Puram, New Delhi-110066 (E-mail address: venk_subb_777@yahoo.com & skmondalcea@gmail.com)


(Somit Dasgupta)

JUNE, 2016

स्वहित एवं राष्ट्रहित में ऊर्जा बचाएं
Save Energy for Benefit of Self and Nation

भाग - 1 टैरिफो का विहंगावलोकन



PART - 1 OVERVIEW OF TARIFFS

OVERVIEW

As mandated by the Electricity Act, 2003, Central Electricity Authority compiles and publishes the consumer tariffs applicable in various utilities across the country as well as the estimated average rates of electricity applicable to the various consumer categories with a view to provide a ready reckoner for comparison. In this edition, tariff revisions subsequent to the previous edition of the publication have been incorporated. Tariff applicable in about 45 states/utilities have been indicated.

A quick glance through this publication enables the user to know the electricity tariffs applicable to different categories of consumers in various states in the country. The tariff rates have been obtained from the tariff orders issued by the State Electricity Regulatory Commissions or the tariff notifications issued by the concerned State Distribution Companies, SEBs, Power Departments and other Power Utilities in the country. Also, the dates from which the current tariff plans were originally made effective have been indicated so as to enable the user to know since when the current tariff plans have been in existence.

The information contained in this book has been divided in to three parts. "Part-1" includes condensed information on some selected items of interest, detailed information on which is available in the later sections of the document. "Part-2" consists of the summary of the Tariff Notifications/Tariff Orders issued by the various SERCs, Discoms, SEBs, PDs etc. In "Part-3", a comparative study of the estimated average rates of electricity for various consumer categories at various assumed power consumption/demand levels for all the distribution utilities has been provided. This is supported by graphical representation of the data in the form of bar charts.

For ease of reference, the information has been separately compiled under four headings, viz. (i) electricity duty/ tax/ cess/ octroi leviable on various consumer categories (ii) time of day (TOD) tariff schemes in the States where it has been introduced, (iii) power supply schemes for Kutir-Jyoti / Bhagyajyoti / Lokdeep / Below Poverty Line / Jeevan Dhara / Life Line / JJ Cluster and low income group consumers and (iv) Statewise details where agriculture & non-agriculture power is free and where un-metered power is at fixed rate.

There exists a wide variation in the structure of electricity tariffs and duties viz. number of slabs of the connected load, range of electricity consumption for a particular tariff etc., even for the same category of consumers considered by the different SERCs / Discoms / SEBs / PDs. Therefore, in order to make a general comparison of consumer tariffs, the average rates have been worked out for various categories of consumers in the country by adopting methodology as indicated in the following para.


The sanctioned load and monthly energy consumption have been assumed for each category of consumer. Considering the tariff notified by the State Government / SERCs, the total amount payable by a particular category of consumer at the assumed load and monthly energy consumption is worked out. Taxes and duties are then added to arrive at the total average estimated rate of electricity supply in terms of paise/kwh.

However, the rebate/penalty for prompt/late payment of bills by consumers have not been considered in the estimated tariff.

CATEGORY-WISE MAXIMUM & MINIMUM EFFECTIVE RATES OF ELECTRICITY IN THE COUNTRY AT VARIOUS ASSUMED SANCTIONED LOADS / CONSUMPTION LEVELS

S.No.	Category	Load/consumtion	Max. (P/ KWh)	State/ Utility	Min. (P/ KWh)	State/ Utility	
1	DOMESTIC	1 KW (100 Unit/Month)	869	Maharastra - Mumbai-(B.E.S.T)	120	Puducherry	
2		2 KW (200 Unit/Month)	1033	Maharastra - Mumbai-(B.E.S.T)	135	Puducherry	
3		4 KW (400 Unit/Month)	1164	Maharastra - Mumbai-(B.E.S.T)	120	Gujarat (Rural Areas)	
4		6 KW (600 Unit/Month)	1243	Maharastra - Mumbai -(B.E.S.T.)	213	Dadra & Nagar Haveli and Daman & Diu	
5		8 KW (800 Unit/Month)	1267	Maharastra - Mumbai -(B.E.S.T.)	224	Dadra & Nagar Haveli and Daman & Diu	
6		10 KW (1000 Unit/Month)	1281	Maharastra - Mumbai -(B.E.S.T.)	230	Dadra & Nagar Haveli and Daman & Diu	
7	COMMERCIAL	2 KW (300 Unit/Month)	1326	Maharastra - Mumbai -(B.E.S.T.)	200	Jharkhnad (Rural Areas)	
8		5 KW (750 Unit/Month)	1396	Maharastra - Mumbai - (B.E.S.T)	324	Dadra & Nagar Haveli	
9		10 KW (1500 Unit/Month)	1505	Maharastra - Mumbai - (B.E.S.T))	330	Dadra & Nagar Haveli	
10		20 KW (3000 Unit/Month)	1560	Maharastra - Mumbai - (B.E.S.T)	332	Dadra & Nagar Haveli	
11		30 KW (4500 Unit/Month)	1710	Maharastra - Mumbai - (B.E.S.T)	333	Dadra & Nagar Haveli	
12		40 KW (6000 Unit/Month)	1710	Maharastra - Mumbai - (B.E.S.T)	334	Dadra & Nagar Haveli	
13		50 KW (7500 Unit/Month)	1710	Maharastra - Mumbai - (B.E.S.T)	334	Dadra & Nagar Haveli	
14	AGRICULTURE	2 HP (400 Unit/Month)	659	West Bengal-DPSC Ltd. (17.00 hrs to 23.00 hrs)	0	Karnataka & Tamil Nadu	
15		3 HP (600 Unit/Month)	659	West Bengal-DPSC Ltd. (17.00 hrs to 23.00 hrs)	0	Karnataka & Tamil Nadu	
16		5 HP (1000 Unit/Month)	659	West Bengal-DPSC Ltd. (17.00 hrs to 23.00 hrs)	0	Karnataka & Tamil Nadu	
17		10 HP (2000 Unit/Month)	659	West Bengal-DPSC Ltd. (17.00 hrs to 23.00 hrs)	0	Karnataka & Tamil Nadu	
18	SMALL INDUSTRIES	5 KW (750 Unit/Month)	1108	Maharastra - Mumbai - (B.E.S.T)	297	Sikkim (Rural)	
19		10 KW (15000 Unit/Month)	1181	Maharastra - Mumbai - (B.E.S.T)	330	Goa	
20		15 KW (22500 Unit/Month)	1206	Maharastra - Mumbai - (B.E.S.T)	330	Goa	
21	MEDIUM INDUSTRIES	50 KW (7500 Unit/Month)	1350	Maharastra - Mumbai - (B.E.S.T)	364	Jammu & Kashmir	
22		100 KW (15000 Unit/Month)	1350	Maharastra - Mumbai - (B.E.S.T)	364	Jammu & Kashmir	
23	LARGE INDUSTRIES AT 11 KV	250 KW 40% LF (73000 Unit/Month) (AT 11 KV)	1155	Maharastra - Mumbai - (B.E.S.T)	375	Arunachal Pradesh	
24		250 KW 60% LF (109500 Unit/Month) (AT 11 KV)	1128	Maharastra - Mumbai - (B.E.S.T)	375	Arunachal Pradesh	
25		500 KW 40% LF (146000 Unit/Month) (AT 11 KV)	1155	Maharastra - Mumbai - (B.E.S.T)	375	Arunachal Pradesh	
26		500 KW 60% LF (219000 Unit/Month) (AT 11 KV)	1128	Maharastra - Mumbai - (B.E.S.T)	375	Arunachal Pradesh	
27		1000 KW 40% LF (292000 Unit/Month) (AT 11 KV)	1155	Maharastra - Mumbai - (B.E.S.T)	375	Arunachal Pradesh	
28		1000 KW 60% LF (438000 Unit/Month) (AT 11 KV)	1128	Maharastra - Mumbai - (B.E.S.T)	375	Arunachal Pradesh	
29		5000 KW 40% LF (1460000 Unit/Month) (AT 11 KV)	1155	Maharastra - Mumbai - (B.E.S.T)	375	Arunachal Pradesh	
30		5000 KW 60% LF (2190000 Unit/Month) (AT 11 KV)	1128	Maharastra - Mumbai - (B.E.S.T)	375	Arunachal Pradesh	
31		10000 KW 40% LF (2920000 Unit/Month) (AT 11 KV)	1155	Maharastra - Mumbai - (B.E.S.T)	375	Arunachal Pradesh	
32		10000 KW 60% LF (4380000 Unit/Month) (AT 11 KV)	1128	Maharastra - Mumbai - (B.E.S.T)	375	Arunachal Pradesh	
33		20000 KW 40% LF (5840000 Unit/Month) (AT 11 KV)	1155	Maharastra - Mumbai - (B.E.S.T)	375	Arunachal Pradesh	
34		20000 KW 60% LF (8760000 Unit/Month) (AT 11 KV)	1128	Maharastra - Mumbai - (B.E.S.T)	375	Arunachal Pradesh	
35		LARGE INDUSTRIES AT 33 KV	5000 KW 40% LF (1460000 Unit/Month) (AT 33 KV)	918	West Bengal - DPSC Ltd (1700 - 2300 hrs)	340	Arunachal Pradesh
36			5000 KW 60% LF (2190000 Unit/Month) (AT 33 KV)	896	Delhi - NDMC	340	Arunachal Pradesh
37	10000 KW 40% LF (2920000 Unit/Month) (AT 33 KV)		918	West Bengal - DPSC Ltd (1700 - 2300 hrs)	340	Arunachal Pradesh	
38	10000 KW 60% LF (4380000 Unit/Month) (AT 33 KV)		896	Delhi - NDMC	340	Arunachal Pradesh	
39	20000 KW 40% LF (5840000 Unit/Month) (AT 33 KV)		918	West Bengal - DPSC Ltd (1700 - 2300 hrs)	340	Arunachal Pradesh	
40	20000 KW 60% LF (8760000 Unit/Month) (AT 33 KV)		896	Delhi - NDMC	340	Arunachal Pradesh	
41	50000 KW 40% LF (14600000 Unit/Month) (AT 33 KV)		918	West Bengal - DPSC Ltd (1700 - 2300 hrs)	340	Arunachal Pradesh	
42	50000 KW 60% LF (21900000 Unit/Month) (AT 33 KV)		896	Delhi - NDMC	340	Arunachal Pradesh	
43	POWER INTENSIVE INDUSTRIES	50000 KW 60% LF (21900000 Unit/Month)	1148	Punjab	325	Arunachal Pradesh	
44		50000 KW 80% LF (29200000 Unit/Month)	1125	Punjab	325	Arunachal Pradesh	
45	RAILWAY TRACTION	12500 KW (2500000 Unit/Month)	977	Maharastra - Mumbai-(TATA's) (AT 22/33 KV)	481	West Bengal - D.V.C (AT 132 KV)	

Categorywise Maximum Effective Rates of electricity in the country at various sanctioned loads/assumed consumption levels




Category / State / Utility Reference

Index of Categories/States/Utilities for Categorywise Maximum Effective Rates of electricity in the country at various sanctioned loads/assumed consumption levels

S. No.	Category	Load/Consumption	State/Utility where applicable
1	DOMESTIC	1 KW (100 Unit/Month)	Maharastra - Mumbai-(B.E.S.T)
2	DOMESTIC	2 KW (200 Unit/Month)	Maharastra - Mumbai-(B.E.S.T)
3	DOMESTIC	4 KW (400 Unit/Month)	Maharastra - Mumbai-(B.E.S.T)
4	DOMESTIC	6 KW (600 Unit/Month)	Maharastra - Mumbai -(B.E.S.T.)
5	DOMESTIC	8 KW (800 Unit/Month)	Maharastra - Mumbai -(B.E.S.T.)
6	DOMESTIC	10 KW (1000 Unit/Month)	Maharastra - Mumbai -(B.E.S.T.)
7	COMMERCIAL	2 KW (300 Unit/Month)	Maharastra - Mumbai -(B.E.S.T.)
8	COMMERCIAL	5 KW (750 Unit/Month)	Maharastra - Mumbai -(B.E.S.T)
9	COMMERCIAL	10 KW (1500 Unit/Month)	Maharastra - Mumbai -(B.E.S.T))
10	COMMERCIAL	20 KW (3000 Unit/Month)	Maharastra - Mumbai -(B.E.S.T)
11	COMMERCIAL	30 KW (4500 Unit/Month)	Maharastra - Mumbai -(B.E.S.T)
12	COMMERCIAL	40 KW (6000 Unit/Month)	Maharastra - Mumbai -(B.E.S.T)
13	COMMERCIAL	50 KW (7500 Unit/Month)	Maharastra - Mumbai -(B.E.S.T)
14	AGRICULTURE	2 HP (400 Unit/Month)	West Bengal-Durgapur Projects Ltd.
15	AGRICULTURE	3 HP (600 Unit/Month)	West Bengal-Durgapur Projects Ltd.
16	AGRICULTURE	5 HP (1000 Unit/Month)	West Bengal-Durgapur Projects Ltd.
17	AGRICULTURE	10 HP (2000 Unit/Month)	West Bengal-Durgapur Projects Ltd.
18	SMALL INDUSTRIES	5 KW (750 Unit/Month)	Maharastra - Mumbai -(B.E.S.T)
19	SMALL INDUSTRIES	10 KW (15000 Unit/Month)	Maharastra - Mumbai -(B.E.S.T)
20	SMALL INDUSTRIES	15 KW (22500 Unit/Month)	Maharastra - Mumbai -(B.E.S.T)
21	MEDIUM INDUSTRIES	50 KW (7500 Unit/Month)	Maharastra - Mumbai -(B.E.S.T)
22	MEDIUM INDUSTRIES	100 KW (15000 Unit/Month)	Maharastra - Mumbai -(B.E.S.T)
23	LARGE INDUSTRIES AT 11 KV	250 KW 40% LF (73000 Unit/Month) (AT 11 KV)	Maharastra - Mumbai -(B.E.S.T)
24	LARGE INDUSTRIES AT 11 KV	250 KW 60% LF (109500 Unit/Month) (AT 11 KV)	Maharastra - Mumbai -(B.E.S.T)
25	LARGE INDUSTRIES AT 11 KV	500 KW 40% LF (146000 Unit/Month) (AT 11 KV)	Maharastra - Mumbai -(B.E.S.T)
26	LARGE INDUSTRIES AT 11 KV	500 KW 60% LF (219000 Unit/Month) (AT 11 KV)	Maharastra - Mumbai -(B.E.S.T)
27	LARGE INDUSTRIES AT 11 KV	1000 KW 40% LF (292000 Unit/Month) (AT 11 KV)	Maharastra - Mumbai -(B.E.S.T)
28	LARGE INDUSTRIES AT 11 KV	1000 KW 60% LF (438000 Unit/Month) (AT 11 KV)	Maharastra - Mumbai -(B.E.S.T)
29	LARGE INDUSTRIES AT 11 KV	5000 KW 40% LF (1460000 Unit/Month) (AT 11 KV)	Maharastra - Mumbai -(B.E.S.T)
30	LARGE INDUSTRIES AT 11 KV	5000 KW 60% LF (2190000 Unit/Month) (AT 11 KV)	Maharastra - Mumbai -(B.E.S.T)
31	LARGE INDUSTRIES AT 11 KV	10000 KW 40% LF (2920000 Unit/Month) (AT 11 KV)	Maharastra - Mumbai -(B.E.S.T)
32	LARGE INDUSTRIES AT 11 KV	10000 KW 60% LF (4380000 Unit/Month) (AT 11 KV)	Maharastra - Mumbai -(B.E.S.T)
33	LARGE INDUSTRIES AT 11 KV	20000 KW 40% LF (5840000 Unit/Month) (AT 11 KV)	Maharastra - Mumbai -(B.E.S.T)
34	LARGE INDUSTRIES AT 11 KV	20000 KW 60% LF (8760000 Unit/Month) (AT 11 KV)	Maharastra - Mumbai -(B.E.S.T)
35	LARGE INDUSTRIES AT 33 KV	5000 KW 40% LF (1460000 Unit/Month) (AT 33 KV)	West Bengal - DPSC Ltd (1700 - 2300 hrs)
36	LARGE INDUSTRIES AT 33 KV	5000 KW 60% LF (2190000 Unit/Month) (AT 33 KV)	Delhi - NDMC
37	LARGE INDUSTRIES AT 33 KV	10000 KW 40% LF (2920000 Unit/Month) (AT 33 KV)	West Bengal - DPSC Ltd (1700 - 2300 hrs)
38	LARGE INDUSTRIES AT 33 KV	10000 KW 60% LF (4380000 Unit/Month) (AT 33 KV)	Delhi - NDMC
39	LARGE INDUSTRIES AT 33 KV	20000 KW 40% LF (5840000 Unit/Month) (AT 33 KV)	West Bengal - DPSC Ltd (1700 - 2300 hrs)
40	LARGE INDUSTRIES AT 33 KV	20000 KW 60% LF (8760000 Unit/Month) (AT 33 KV)	Delhi - NDMC
41	LARGE INDUSTRIES AT 33 KV	50000 KW 40% LF (14600000 Unit/Month) (AT 33 KV)	West Bengal - DPSC Ltd (1700 - 2300 hrs)
42	LARGE INDUSTRIES AT 33 KV	50000 KW 60% LF (21900000 Unit/Month) (AT 33 KV)	Delhi - NDMC
43	POWER INTENSIVE INDUSTRIES	50000 KW 60% LF (21900000 Unit/Month)	Punjab
44	POWER INTENSIVE INDUSTRIES	50000 KW 80% LF (29200000 Unit/Month)	Punjab
45	RAILWAY TRACTION	12500 KW (2500000 Unit/Month)	Maharastra - Mumbai-(TATA's)(AT 22/33 KV)

Categorywise Minimum Effective Rates of electricity in the country at various sanctioned loads/assumed consumption levels



Category/State/ Utility Reference

Index of Categories/States/Utilities for Categorywise Minimum Effective Rates of electricity in the country at various sanctioned loads/assumed consumption levels

S. No.	Category	Load/Consumption	State/Utility where applicable
1	DOMESTIC	1 KW (100 Unit/Month)	Puducherry
2	DOMESTIC	2 KW (200 Unit/Month)	Puducherry
3	DOMESTIC	4 KW (400 Unit/Month)	Gujarat (Rural Areas)
4	DOMESTIC	6 KW (600 Unit/Month)	Dadra & Nagar Haveli and Daman & Diu
5	DOMESTIC	8 KW (800 Unit/Month)	Dadra & Nagar Haveli and Daman & Diu
6	DOMESTIC	10 KW (1000 Unit/Month)	Dadra & Nagar Haveli and Daman & Diu
7	COMMERCIAL	2 KW (300 Unit/Month)	Jharkhnad (Rural Areas)
8	COMMERCIAL	5 KW (750 Unit/Month)	Dadra & Nagar Haveli
9	COMMERCIAL	10 KW (1500 Unit/Month)	Dadra & Nagar Haveli
10	COMMERCIAL	20 KW (3000 Unit/Month)	Dadra & Nagar Haveli
11	COMMERCIAL	30 KW (4500 Unit/Month)	Dadra & Nagar Haveli
12	COMMERCIAL	40 KW (6000 Unit/Month)	Dadra & Nagar Haveli
13	COMMERCIAL	50 KW (7500 Unit/Month)	Dadra & Nagar Haveli
14	AGRICULTURE	2 HP (400 Unit/Month)	Karnataka & Tamil Nadu
15	AGRICULTURE	3 HP (600 Unit/Month)	Karnataka & Tamil Nadu
16	AGRICULTURE	5 HP (1000 Unit/Month)	Karnataka & Tamil Nadu
17	AGRICULTURE	10 HP (2000 Unit/Month)	Karnataka & Tamil Nadu
18	SMALL INDUSTRIES	5 KW (750 Unit/Month)	Sikkim (Rural)
19	SMALL INDUSTRIES	10 KW (15000 Unit/Month)	Goa
20	SMALL INDUSTRIES	15 KW (22500 Unit/Month)	Goa
21	MEDIUM INDUSTRIES	50 KW (7500 Unit/Month)	Jammu & Kashmir
22	MEDIUM INDUSTRIES	100 KW (15000 Unit/Month)	Jammu & Kashmir
23	LARGE INDUSTRIES AT 11 KV	250 KW 40% LF (73000 Unit/Month) (AT 11 KV)	Arunachal Pradesh
24	LARGE INDUSTRIES AT 11 KV	250 KW 60% LF (109500 Unit/Month) (AT 11 KV)	Arunachal Pradesh
25	LARGE INDUSTRIES AT 11 KV	500 KW 40% LF (146000 Unit/Month) (AT 11 KV)	Arunachal Pradesh
26	LARGE INDUSTRIES AT 11 KV	500 KW 60% LF (219000 Unit/Month) (AT 11 KV)	Arunachal Pradesh
27	LARGE INDUSTRIES AT 11 KV	1000 KW 40% LF (292000 Unit/Month) (AT 11 KV)	Arunachal Pradesh
28	LARGE INDUSTRIES AT 11 KV	1000 KW 60% LF (438000 Unit/Month) (AT 11 KV)	Arunachal Pradesh
29	LARGE INDUSTRIES AT 11 KV	5000 KW 40% LF (1460000 Unit/Month) (AT 11 KV)	Arunachal Pradesh
30	LARGE INDUSTRIES AT 11 KV	5000 KW 60% LF (2190000 Unit/Month) (AT 11 KV)	Arunachal Pradesh
31	LARGE INDUSTRIES AT 11 KV	10000 KW 40% LF (2920000 Unit/Month) (AT 11 KV)	Arunachal Pradesh
32	LARGE INDUSTRIES AT 11 KV	10000 KW 60% LF (4380000 Unit/Month) (AT 11 KV)	Arunachal Pradesh
33	LARGE INDUSTRIES AT 11 KV	20000 KW 40% LF (5840000 Unit/Month) (AT 11 KV)	Arunachal Pradesh
34	LARGE INDUSTRIES AT 11 KV	20000 KW 60% LF (8760000 Unit/Month) (AT 11 KV)	Arunachal Pradesh
35	LARGE INDUSTRIES AT 33 KV	5000 KW 40% LF (1460000 Unit/Month) (AT 33 KV)	Arunachal Pradesh
36	LARGE INDUSTRIES AT 33 KV	5000 KW 60% LF (2190000 Unit/Month) (AT 33 KV)	Arunachal Pradesh
37	LARGE INDUSTRIES AT 33 KV	10000 KW 40% LF (2920000 Unit/Month) (AT 33 KV)	Arunachal Pradesh
38	LARGE INDUSTRIES AT 33 KV	10000 KW 60% LF (4380000 Unit/Month) (AT 33 KV)	Arunachal Pradesh
39	LARGE INDUSTRIES AT 33 KV	20000 KW 40% LF (5840000 Unit/Month) (AT 33 KV)	Arunachal Pradesh
40	LARGE INDUSTRIES AT 33 KV	20000 KW 60% LF (8760000 Unit/Month) (AT 33 KV)	Arunachal Pradesh
41	LARGE INDUSTRIES AT 33 KV	50000 KW 40% LF (14600000 Unit/Month) (AT 33 KV)	Arunachal Pradesh
42	LARGE INDUSTRIES AT 33 KV	50000 KW 60% LF (21900000 Unit/Month) (AT 33 KV)	Arunachal Pradesh
43	POWER INTENSIVE INDUSTRIES	50000 KW 60% LF (21900000 Unit/Month)	Arunachal Pradesh
44	POWER INTENSIVE INDUSTRIES	50000 KW 80% LF (29200000 Unit/Month)	Arunachal Pradesh
45	RAILWAY TRACTION	12500 KW (2500000 Unit/Month)	West Bengal - D.V.C (AT 132 KV)

Statewise details where agricultural power is free				
Sl. No.	State	Effective date	Category	Charge Rate
1	Karnataka	w.e.f. 01.05.2014	Agriculture (For connected load upto 10HP)	Nil
2	Tamilnadu	w.e.f. 12.12.2014	Agriculture (For all connected load)	Nil
3	Punjab	w.e.f. 01.04.2015	Agriculture with Govt. subsidy	Nil
Statewise details of un-metered agricultural supply where tariff is at fixed rate				
Sl. No.	State	Effective date	Category	Charge Rate
1	Andhra Pradesh	w.e.f. 01.04.2014	LT Agriculture (With Demand side Management measures)	30 Rs./Month
			Dry land Farmers (connection <=3 Nos.)	
			Wet land Farmers (Holding <=2.5 Acres)	
2	Bihar	w.e.f. 01.04.2015	Irrigation & Agriculture for private tubewells and lift irrigation schemes	
			Rural feeder (Unmetered)	120 Rs./HP/Month
			Urban feeder (Unmetered)	160 Rs./HP/Month
			Irrigation & Agriculture for state tubewells and lift irrigation schemes	
			Rural feeder (Unmetered) upto 100 HP	900 Rs./HP/Month
			Urban feeder (Unmetered) upto 100 HP	1000 Rs./HP/Month
3	Gujarat	w.e.f. 01.05.2014	Agriculture (HP based tariff)	200 Rs./HP/Month
4	Haryana	w.e.f. 01.04.2014	Agriculture Tube-well (Unmetered) upto 15 BHP	15 Rs./BHP/Month
			Agriculture Tube-well (Unmetered) above 15 BHP	12 Rs./BHP/Month
5	Jammu & Kashmir	w.e.f. 01.07.2014	Agriculture (Unmetered upto 10 HP)	185 Rs./HP/Month
			Agriculture (Unmetered 11 to 20 HP)	200 Rs./HP/Month
			Agriculture (Unmetered above 20 HP)	1275 Rs./HP/Month
6	Jharkhand	w.e.f. 01.08.2012	For private tubewells and private lift irrigation schemes	50 Rs./HP/Month
			For state tubewells and state lift irrigation schemes	200 Rs./HP/Month
7	Maharashtra	w.e.f. 01.08.2012	Agriculture (Unmetered Category 1 Zones) upto 5 HP	295 Rs./HP/Month
			Agriculture (Unmetered Category 1 Zones) above 5 HP	325 Rs./HP/Month
			Agriculture (Unmetered Category 2 Zones) upto 5 HP	240 Rs./HP/Month
			Agriculture (Unmetered Category 2 Zones) above 5 HP	265 Rs./HP/Month
8	Puducherry	w.e.f. 01.04.2014	Small Farmers (Unmetered) (for connected load not less than 3HP)	9 Rs./HP/Month
			Others Farmers (Unmetered) (for connected load not less than 3HP)	27 Rs./HP/Month Plus
				225 Rs./Service/Annum
9	Punjab	w.e.f. 01.04.2014	Agricultural Pumpsets (Without Government Subsidy) (Unmetered)	331 Rs./BHP/Month
10	Rajasthan	w.e.f.01.02.2015	i) Agriculture LT (Unmetered) -General (getting supply in block hours)	Fixed Ch. 15 Rs/HP/Month Max. 250 Rs/Month/consumer PLUS
			ii) Agriculture LT (Unmetered) - All others not covered under item (i) above and getting more than block hours supply	Energy Ch. 500 Rs/HP/Month Fixed 30 Rs/HP/Month Max. 500 Rs/Month/consumer PLUS
				Energy Ch. 600 Rs/HP/Month
11	Uttarakhand	w.e.f. 01.04.2014	Private Tube-wells/Pumping Sets (Unmetered)	180 Rs./BHP/Month plus 20 Rs./month for 2 lamps (60W each) only
12	Uttar Pradesh	w.e.f. 01.04.2014	Agriculture (contracted load upto 25 BHP) (Unmetered)	100 Rs./BHP/Month
			State/Panchayatiraj Tubewells & Pumped Canals upto 100 HP (Unmetered)	1800 Rs./BHP/Month
13	Telangana	w.e.f. 01.04.2014	LT Agriculture (With Demand side Management measures)	30 Rs./Month
			Dry land Farmers (connection <=3 Nos.)	
			Wet land Farmers (Holding <=2.5 Acres)	

Electricity Tariff & Duty and Average rates of electricity supply in India

Statewise details of consumer categories where non-agricultural power is free				
Sl. No.	State	Effective date	Category	Charge Rate
1	Karnataka	w.e.f. 01.05.2014	Bhagyajyothi and Kutirajyothi (BK/KJ) schemes (Upto 18 units/month)	Nil
2	Punjab	w.e.f. 01.04.2015	Golden Temple & Durgiana Temple, Amritsar (upto 2000 units/month)	Nil
Statewise details of consumer categories where non-agricultural power is at fixed rate				
Sl. No.	State	Effective date	Category	Charge Rate
1	Bihar	w.e.f. 01.04.2015	Kutirjyoti Rural Unmetered (upto 30 units/month)	60 Rs./Month
			Domestic Rural Unmetered (load upto 2 KW)	170 Rs./Month
			Non-Domestic Rural Unmetered (load upto 2 KW)	230 Rs./Month
			Unmetered street light/traffc light/blinkers in villages & towns	
			(i) Gram panchayats	270 Rs./100 W/Month
			(ii) Nagar Palika/ NAC/ Municipality	360 Rs./100 W/Month
			(iii) Municipal Corporation	440 Rs./100 W/Month
2	Dadra & Nagar Haveli	w.e.f 01.04.2014	Low Income Group consumers with connected load 2X40 Watts only	10 Rs./Connection/Month
3	Daman & Diu	w.e.f 01.04.2013	Low Income Group consumers with connected load 2X40 Watts only	10 Rs./Connection/Month
4	Goa	w.e.f. 01.04.2013	Low Income Group consumers with connected load 2X40 Watts only	30 Rs./Month
5	Jammu & Kashmir	w.e.f. 01.04.2015	Domestic Unmetered (load upto 1/4 KW)	89 Rs./Month
			Domestic Unmetered (load above 1/4 KW upto 1/2 KW)	295 Rs./Month
			Domestic Unmetered (load above 1/2 KW upto 3/4 KW)	445 Rs./Month
			Domestic Unmetered (load above 3/4 KW upto 1 KW)	585 Rs./Month
			Domestic Unmetered (load above 1 KW upto 5/4 KW)	725 Rs./Month
			Domestic Unmetered (load above 5/4 KW upto 3/2 KW)	865 Rs./Month
			Domestic Unmetered (load above 3/2 KW upto 7/4 KW)	1005 Rs./Month
			Domestic Unmetered (load above 7/4 KW upto 2 KW)	1145 Rs./Month
			Domestic Unmetered (load above 2 KW)	1145 Rs./Month plus Rs. 460 for every 1/4 KW or part thereof
			Commercial Unmetered (load upto 1/4 KW)	280 Rs./Month
			Commercial Unmetered (load above 1/4 KW upto 1/2 KW)	720 Rs./Month
			Commercial Unmetered (load above 1/2 KW upto 1 KW)	1430 Rs./Month
			Commercial Unmetered (load above 1 KW)*	1925 Rs./Month
			* and part thereof for kW above 1 kW	1925 Rs./Month
Public Street Lighting Unmetered	1350 Rs./KW/Month or any part thereof			
6	Jharkhand	w.e.f. 01.08.2012	LT Public Water Works Unmetered	1465 Rs./KW/Month
			Kutirjyoti Rural for connected load upto 100 watts in rural areas	30 Rs./Connection/Month
			For other consumers in rural areas connected load upto 2 KW	720 Rs./Connection/Month
			Non Domestic rural areas upto 2 KW	120 Rs./Month upto 1KW & 60 Rs./Month for additional KW
			Street Light Unmetered	110 Rs./Month/100 watt lamp & 25 Rs for every additional 50 W
7	Lakshadweep	w.e.f. 01.04.2013	BPL / Kutir Jyoti (Upto 30 Units)	25 Rs/Month/connection
8	Meghalaya	w.e.f. 01.04.2013	Kutir Jyoti Unmetered	100 Rs./Month
9	Odisha	w.e.f. 01.04.2013	Kutir Jyoti (upto 30 units/month)	80 Rs./Month
10	Puducherry	w.e.f. 01.04.2013	Hut Services (only 2x40 W Florescent Tube Lights)	27 Rs./Month
11	Tripura	w.e.f. 01.04.2013	Kutir Jyoti (for consumption upto 16 kWh/month)	62 Rs./Month
12	Uttarakhand	w.e.f. 01.04.2014	Domestic Unmetered Rural (Hilly Areas)	140 Rs./Month
			Domestic Unmetered Rural (Other Areas)	310 Rs./Month
			Public Lamps Unmetered Rural	175 Rs/100 W lamp/Month
13	Uttar Pradesh	w.e.f. 01.04.2015	Domestic Unmetred Rural upto 2 Kw	180 Rs./Month
			Domestic Unmetred Ruralabove 2 Kw	200 Rs./Month
			Commercial Unmetred Rural	450 Rs./Kw/Month

Details of electricity duty/ taxes/ cess/ surcharge in various States / Union Territories

Sl. No.	Name of States / UTs	Effective date	Domestic	Commercial	Agricultural	LT-Industry	HT-Industry	Railway Traction
1	Andaman & Nicobar Island	-	Nil	Nil	Nil	Nil	Nil	Nil
2	Andhra Pradesh	w.e.f. 01.01.1995	6 P/KWh	6 P/KWh	Nil	6 P/KWh	6 P/KWh	Nil
3	Arunachal Pradesh	-	Nil	Nil	Nil	Nil	Nil	Nil
4	Assam	w.e.f. 01.04.2007	10 P/KWh	10 P/KWh	10 P/KWh	10 P/KWh	10 P/KWh	-
5	Bihar	w.e.f. 21.10.2002	6%	6%	4 P/KWh	6%	6%	6%
6	Chandigarh	w.e.f. 18.08.1992	9 P/KWh	11 P/KWh	Nil	11 P/KWh	11 P/KWh	-
7	Chhattishgarh	w.e.f. 01.04.2014	8%	12%	Nil	Upto 25 HP - 3% In excess of 25 HP upto 75 HP - 4% In excess of 75 HP upto 100 HP - 5% In excess of 100 HP upto 150 HP - 6%	20%	Nil
8	Dadra & Nagar Haveli	-	Nil	Nil	Nil	Nil	Nil	Nil
9	Daman & Diu	-	Nil	Nil	Nil	Nil	Nil	Nil
10	Delhi	w.e.f. 01.07.1992	5%	5%	5%	5%	5%	5%
11	Goa	w.e.f. 01.06.2012	20 P/KWh	70 P/KWh	20 P/KWh	70 P/KWh	70 P/KWh	-
12	Gujarat	w.e.f. 01.04.2013	Rural areas - 7.5% Urban areas - 15%	25%	Nil	10%	15%	Nil
13	Haryana	w.e.f. 01.04.2015	10 P/KWh	10 P/KWh	Nil	10 P/KWh	10 P/KWh	Nil
14	Himachal Pradesh	w.e.f. 01.04.2013	3%	8%	10%	Small Industry 10% Medium Industry 15%	17%	Nil
15	Jammu & Kashmir	w.e.f. 01.04.2015	10%	10%	10%	10%	10%	-
16	Jharkhand	w.e.f. 23.06.2011	Upto 250 KWh/ Month - 20 P/KWh Above 250 KWh/ Month - 24 P/KWh	Upto 250 KWh/ Month - 24 P/KWh Above 250 KWh/ Month - 30 P/KWh	2 P/KWh	5 P/KWh	5 P/KWh	15 P/ KWh
17	Karnataka	w.e.f. 11.03.2003	6%	6%	Upto 10 HP - Nil	6%	6%	6%
18	Kerala	w.e.f. 07.05.1975	10%	10%	10%	10%	10 P/KWh	Nil
19	Lakshadweep	-	Nil	Nil	Nil	Nil	Nil	Nil
20	Madhya Pradesh	w.e.f. 01.04.2016	Upto 100 KWh/ Month - 9% above 100 KWh/ Month - 12%	Upto 50 KWh/ Month - 9% In excess of 50 KWh/Month - 15%	Nil	Upto 150 HP - 9%	15%	Nil
21	Maharashtra	w.e.f. 01.04.2015	16%	21% additional tax - 9 P/ KWh	Nil	9% additional tax - 9 P/KWh	9% addl. tax - 9 P/KWh	Nil
22	Maharashtra - BEST (Mumbai) Reliance Energy (Mumbai) Tata Power (Mumbai)	w.e.f. 01.04.2015	16% additional tax - 16 P/ KWh	21% additional tax - 24 P/ KWh	Nil	9% additional tax - 24 P/KWh	9% addl. tax - 24 P/KWh	Nil

.....Contd. Details of electricity duty/taxes/cess/surcharge in various States / Union Territories								
Sl. No.	Name of States / UTs	Effective date	Domestic	Commercial	Agricultural	LT-Industry	HT-Industry	Railway Traction
25	Manipur	w.e.f. 01.04.2015	Nil	Nil	Nil	Nil	Nil	Nil
24	Meghalaya	w.e.f. 01.04.2013	5 P/KWh	6 P/KWh	6 P/KWh	Upto 15000 KWh/Month - 5 paise /kwh Next 25000 KWh/Month - 4.5 paise/kwh Above 40000 KWh/Month - 3 paise/kwh	Nil	Nil
25	Mizoram	-	Nil	Nil	Nil	Nil	Nil	Nil
26	Nagaland	-	Nil	Nil	Nil	Nil	Nil	Nil
27	Orissa	w.e.f. 01.10.2015	4%	4%	2%	5%	8%	Nil
28	Pudduchery	w.e.f. 01.01.2012	Nil	Nil	Nil	5%	5%	Nil
29	Punjab	w.e.f. 01.04.2010	13%	13%	Nil	13%	13%	13%
30	Rajasthan	w.e.f. 01.07.2004 and amended in 2009 & 2011	40 P/KWh wef 09.03.2011 Urban Cess 15 P/Kwh	40 P/KWh wef 01.09.2009 Water Cess 10 P/Kwh Non-Metered Supply- 5% of the flat rate	Metered Supply-4 P/KWh Non-Metered Supply- 5% of the flat rate	40 P/KWh wef 01.09.2009 Water Cess 10 P/Kwh	40 P/KWh Water Cess 10 P/Kwh Urban Cess 15 P/Kwh	Nil
31	Sikkim	-	Nil	Nil	Nil	Nil	Nil	Nil
32	Tamil Nadu	w.e.f. 16.06.2003	Nil	5%	Nil	5%	5%	Nil
33	Telangana	w.e.f. 01.04.2015	6 p/KWh	6 p/KWh	Nil	6 p/KWh	6 p/KWh	Nil
34	Tripura	-	Nil	Nil	Nil	Nil	Nil	Nil
35	Uttarakhand	w.e.f. 01.01.2016	up to 10 KW -15 P/ KWh Above 10 Kw - 30 P/ Kwh	up to 50 KW -15 P/ KWh Above 50 Kw - 30 P/ Kwh	15 P/KWh	up to 50 KW -20 P/KWh 50 KW to 75KW -40 P/Kwh	50 P/KWh	Nil
36	Uttar Pradesh	w.e.f. 13.09.2012	5 P/KWh	7.5 P/KWh	7.5 P/KWh	7.5 P/KWh	7.5 P/KWh	Nil
37	West Bengal	w.e.f. 23.11.2004	Upto 300 KWh/ Month - Nil Above 300 KWh/ Month - 10%	Upto 150 KWh/ Month - Nil >150 but <=500 KWh/Month - 10% >500 but <=1000 KWh/Month - 12.5% >1000 KWh/Month - 15%	Nil	>500 but <=2000 KWh/Month - 2.5% >2000 but <=3500 KWh/Month - 7.5% >3500 KWh/Month - 12.5%	15%	Nil

Summary of Time of the Day (TOD) Tariff Schemes in various states

Sl.No.	Name of Utility & Time Period	Effective dates	Consumer Category & TOD Charges applicable			
1	Andhra Pradesh 1800 Hrs - 2200 Hrs	w.e.f. 01.04.2014	HT Consumers (HT - I (A), HT - II & HT - III) Voltage Supply - 11 kV , 33 kV 132 kV & above 100 Paise/kVAh in addition to the normal energy charges at respective voltages			
2	Assam 0600 Hrs - 1700 Hrs (normal) 1700 Hrs - 2200 Hrs (peak) 2200 Hrs - 0600 Hrs (night)	w.e.f. 01.12.2013	HT-V(B) 625Paise/kWh	HT-V(C)-Option 1 685 Paise/kWh	HT-VI Tea, Coffee&Rubber 675 Paise/kWh	HT-VII Oil&Coal 735 Paise/kWh
			850 Paise/kWh	830 Paise/kWh	855 Paise/kWh	910 Paise/kWh
			560 Paise/kWh	635 Paise/kWh	650Paise/kWh	710 Paise/kWh
3	Bihar Normal period (0500 Hrs - 1700 Hrs) Evening peak load period (1700 Hrs - 2300 Hrs) Off-peak load period (2300 Hrs - 0500 Hrs)	w.e.f. 01.04.2015	All HT Consumers Normal rate of energy charges 120% of normal rate of energy charges 85% of normal rate of energy charges			
4	Chandigarh Normal period (0600 Hrs - 1800 Hrs) Evening Peak load period (1800 Hrs - 2200 Hrs) Off-peak load period (2200 Hrs - 0600 Hrs)	w.e.f. 01.04.2015	HT/ EHT Consumers (Optional) Normal rate of energy charges 120% normal rate of energy charges 90% normal rate of energy charges			
5	Chhattisgarh Normal period (0500 Hrs - 1800 Hrs) Evening Peak load period (1800 Hrs - 2300 Hrs) Off-peak load period (2300 Hrs - 0500 Hrs)	w.e.f. 01.07.2015	For consumers EHV-2,EHV-3,EHV-1,HV-1,HV-2,HV-3and HV-6 Normal rate of energy charges 130% of normal rate of energy charge 85% of normal rate of energy charge			
6	Delhi (BYPL,BRPL,NDPL-TPDDL & NDMC) May-September(Peak hours) 1300 Hrs - 1700 Hrs & 2100- 2400 hrs May-September(Off-peak hours) 0300 Hrs - 0900 Hrs	w.e.f. 01.04.2014	All consumers (other than domestic) sanctioned load is 50 kW/54 KVA & above 20% surcharge n energy chareges 20 % rebate on energy charges			
7	Daman & Diu Normal period (0600 Hrs - 1800 Hrs) Evening Peak load period (1800 Hrs - 2200 Hrs) Off-peak load period (2200 Hrs - 0600 Hrs)	w.e.f. 01.05.2014	HT Consumers & LT Industrial Consumer (above 20 HP) Normal rate of energy charges 120% of normal rate of energy charge 90% of normal rate of energy charge			
8	Goa Normal period (0600 Hrs - 1800 Hrs) Evening Peak load period (1800 Hrs - 2200 Hrs) Off-peak load period (2200 Hrs - 0600 Hrs)	w.e.f. 01.04.2014	HT/ EHT Consumers (Optional) Normal rate of energy charges 120% of normal rate of energy charge 90% of normal rate of energy charge			
9	Gujarat Morning Peak hours (0700 Hrs - 1100 Hrs) Evening Peak hours (1800 Hrs - 2200 Hrs) a) For billing demand upto 500 KVA b) For billing demand above 500 KVA	w.e.f. 01.04.2014	For HTP-I, HTP-II & HTP-III Consumers with contract demand 500 KVA & above 85 Paise/KWh in addition to normal energy charge for HTP-III 85 Paise/KWh in addition to normal energy charge for HTP-III 45 Paise/KWh in addition to normal energy charge for HTP-I & II 85 Paise/KWh in addition to normal energy charge for HTP-I & II			
10	Gujarat-(Torrent Power Ltd., Ahmadabad) i) For April to October period 1200 Hrs - 1700 Hrs & 1830 Hrs - 2130 Hrs ii) For November to March period 0800 Hrs - 1200 Hrs & 1800 Hrs - 2200 Hrs	w.e.f. 01.04.2015	HT Consumers (HTMD-I)		HT (HTMD-2 & HTMD-3)	
			billing demand upto 300 KW 80 Paise/KWh above normal energy charge	billing demand above 300 KW 100 Paise/KWh above normal energy charge	60 Paise/KWh above normal energy charge	
11	Gujarat-(Torrent Power Ltd., Surat) Morning Peak hours (0700 Hrs - 1100 Hrs) Evening Peak hours (1800 Hrs - 2200 Hrs)	w.e.f. 01.04.2015	All HT Consumers with contract demand 500 KVA & above billing demand upto 500 KVA 65 Paise/KWh above normal energy charge			
			billing demand above 500 KVA 100 Paise/KWh above normal energy charge			
12	Jharkhand Morning Peak hours (0600 Hrs- 1000 Hrs) Evening Peak hours (1800 Hrs- 2200 Hrs) Off-peak period (2200 Hrs - 0600 Hrs)	w.e.f. 01.09.2014	All HT Consumers 120% of normal rate of energy charge 120% of normal rate of energy charge 85% of normal rate of energy charge			
13	Karnataka 2200 Hrs - 0600 Hrs 0600 Hrs - 1800 Hrs 1800 Hrs - 2200 Hrs	w.e.f. 01.05.2014	LT-5(a) & (b) Industrial Heating & Motive Power (optional) (-) 125 Paise/KWh Nil (+) 100 Paise/KWh		HT-1 and HT-2 (a), (b), (c) (-) 125 Paise/KWh Nil (+) 100 Paise/KWh	
14	Kerala Normal period (0600 Hrs - 1800 Hrs) Evening Peak period (1800 Hrs - 2200 Hrs) Off-peak period (2200 Hrs - 0600 Hrs)	w.e.f. 16.08.2014	EHT, HT and LT Industrial Consumers (load of above 20 kW) 100% Ruling rate of energy charges 150% Ruling rate of energy charges 75% Ruling rate of energy charges		LT - I (> 500 Units/ month) 100% energy chs. (7.00 Rs/Unit) 120% energy chs. (8.40 Rs/Unit) 90% energy chs. (6.30 Rs/Unit)	
15	Madhya Pradesh Normal period (0600 Hrs - 1800 Hrs) Evening Peak load period (1800 Hrs - 2200 Hrs) Off-peak load period (2200 Hrs - 0600 Hrs)	w.e.f. 01.06.2014	For Coal Mines, Industrial, Seasonal, Irrigation , PWW consumers Normal rate of energy charge 5% of normal rate of energy charge as surcharge 15% of normal rate of energy charge as rebate			

..... Contd. Summary of Time of the Day (TOD) Tariff Schemes in various states

Sl.No.	Name of Utility & Time Period	Effective dates	Consumer Category & TOD Charges applicable		
16	Maharashtra	w.e.f. 01.08.2012	LT-V(B),LT-X(B)&(C),LT-V(A)<-X(A)optional,HT -I,HT-II(B),HT-IV & HT-IX (above base tariff)		
	0600 Hrs - 0900 Hrs & 1200 Hrs - 1800 Hrs 0900 Hrs - 1200 Hrs 1800 Hrs - 2200 Hrs 2200 Hrs - 0600 Hrs		Nil (+)80 Paise/KWh (+)110 Paise/KWh (-)150 Paise/KWh		
17	Maharashtra - Mumbai (B.E.S.T, TATA Power Co.& Reliance Energy)	B.E.S.T & Reliance Energy w.e.f. 01.09.2013 TATA Power Co. w.e.f. 01.06.2015	LT & HT Industrial, Commercial, Public Services (over & above base tariff)		
	0600 Hrs - 0900 Hrs 0900 Hrs - 1200 Hrs 1200 Hrs - 1800 Hrs 1800 Hrs - 2200 Hrs 2200 Hrs - 0600 Hrs		Nil (+)50 Paise/KWh Nil (+)100 Paise/KWh (-)75 Paise/KWh		
18	Puducherry	w.e.f. 01.04.2013	HT/ EHT Consumers (Optional)		
	Normal period (0600 Hrs - 1800 Hrs) Evening Peak load period (1800 Hrs - 2200 Hrs) Off-peak load period (2200 Hrs - 0600 Hrs)		Normal rate of energy charges 120% of normal rate of energy charge 90% of normal rate of energy charge		
19	Tripura	w.e.f. 01.11.2014	Industrial, Tea/Coffee/Rubber, Bulk Supply, Water Works & Irrigation Consumers (Optional)		
	Normal period (0500 Hrs - 1700 Hrs) Evening Peak load period (1700 Hrs - 2300 Hrs) Off-peak load period (2300 Hrs - 0500 Hrs)		Normal rate of energy charges 140% of normal rate of energy charge 60% of normal rate of energy charge		
20	Uttarakhand	w.e.f. 01.04.2015	LT & HT Industrial		
	Season/ Time of day		Normal Hours	Peak Hours	Off-peak Hours
	Winters 1st October - 31st March Summers 1st April - 30th September For LT Industry - Energy Charges For HT Industry - Energy Charges Load Factor upto 40% Load Factor above 40%		0930 - 1730 Hrs 0700 - 1800 Hrs 360 Paise/kVAh 340 Paise/kVAh 375Paise/kVAh	0600-0930 & 1730- 2200 Hrs 1800 - 2300 Hrs 540 Paise/kVAh 563 Paise/kVAh 563 Paise/kVAh	2200 - 0600 Hrs 2300 - 0700 Hrs 324 306 Paise/kVAh 338 Paise/kVAh
21	Uttar Pradesh	w.e.f. 01.04.2015	Small & Medium Power and Large & Heavy Power		
	2200 Hrs - 0600 Hrs 0600 Hrs - 1700 Hrs 1700 Hrs - 2200 Hrs		92.5% of normal rate of energy charge Normal rate of energy charge 115% of normal rate of energy charge		
22	West Bengal	Applicable Tariff Scheme w.e.f. 01.04.2015	Low & Medium Voltage Consumers		
	Season/ Time of day i) Irrigation pumping for agriculture (Metered) ii) Industries (220 KV) iii) Industries (400 KV) iv)Community Irrigation/ Irrigation v)Commercial Plntation		0600 Hrs - 1700 Hrs 403 Paise/kWh 585 Paise/kWh 565 Paise/kWh 637 Paise/kWh 697 Paise/kWh	1700 Hrs - 2300 Hrs 778 Paise/kWh High & Extra High Voltage Consumers 855 Paise/kWh 827 Paise/kWh 963 Paise/kWh 979 Paise/kWh	2300 Hrs - 0600 Hrs 261 Paise/kWh 400 Paise/kWh 390 Paise/kWh 356 Paise/kWh 463 Paise/kWh
23	West Bengal-Durgapur Projects Ltd.	Applicable Tariff Scheme w.e.f. 01.04.2015	Low & Medium Voltage Consumers		
	Season/ Time of day Irrigation pumping for agriculture (Metered) i) Industries (33 KV) Summer Monsoon Winter ii) Industries (132 KV) Summer Monsoon Winter iii) Community Irrigation/ Irrigation Summer Monsoon Winter		0600 Hrs - 1700 Hrs 310 Paise/kWh 420Paise/kWh 494 Paise/kWh 357 Paise/kWh 415 Paise/kWh 488 Paise/kWh 353 Paise/kWh 444 Paise/kWh 442 Paise/kWh 440 Paise/kWh	1700 Hrs - 2300 Hrs 620 Paise/kWh High & Extra High Voltage Consumers 418 Paise/kWh 491 Paise/kWh 355 Paise/kWh 413 Paise/kWh 485 Paise/kWh 351 Paise/kWh 799 Paise/kWh 796Paise/kWh 792 Paise/kWh	2300 Hrs - 0600 Hrs 171 Paise/kWh 416 Paise/kWh 489 Paise/kWh 354 Paise/kWh 411 Paise/kWh 483 Paise/kWh 349 Paise/kWh 293 Paise/kWh 292 Paise/kWh 290 Paise/kWh
24	West Bengal-DPSC Ltd.	Applicable Tariff Scheme w.e.f. 01.04.2013	Low & Medium Voltage Consumers		
	Season/ Time of day Irrigation i) Industries (33 KV & above) Summer Monsoon Winter ii)Community Irrigation/ Irrigation Summer Monsoon Winter		0600 Hrs - 1700 Hrs 269 Paise/kWh 495 Paise/kWh 491 Paise/kWh 487 Paise/kWh 365 Paise/kWh 361 Paise/kWh 357 Paise/kWh	1700 Hrs - 2300 Hrs 649 Paise/kWh High & Extra High Voltage Consumers 692 Paise/kWh 688 Paise/kWh 683 Paise/kWh 729 Paise/kWh 721 Paise/kWh 713 Paise/kWh	2300 Hrs - 0600 Hrs 178 Paise/kWh 326 Paise/kWh 324 Paise/kWh 321 Paise/kWh 219 Paise/kWh 217 Paise/kWh 215 Paise/kWh
25	Telangana (6 PM to 10 PM)	w.e.f. 01.04.2015	HT-I (A) : GENERAL		
	11 kV 33 kV 132 kV and 132 above		700 Paise/kWh 660 Paise/kWh 610 Paise/kWh	HT-II (Other) 830 Paise/kWh 760 Paise/kWh 740 Paise/kWh	HT-iii (Airports, Bus Stations, Railway Station) 800 Paise/kWh 740 Paise/kWh 700 Paise/kWh

Power Supply Schemes for Kutir Jyoti / Bhagyajyothi / Lokdeep / Below Poverty Line / Jeevan Dhara / Life Line / JJ Clusters and Low Income Group Consumers

Kutir Jyoti

Government of India formulated Kutir Jyoti for providing electricity to the economically weaker section (below poverty line). It was launched in 1988-89 for extending single point light connections to households of rural poor families below the poverty line including Harijans and Adivasi families.

Bhagyajyothi

Bhagyajyothi scheme is operating in Karnataka to provide electricity connections to low income homes in rural areas. The State Govt. has ordered free supply to consumers under this category upto 18 Units per month and Govt. will bear the required subsidy.

Lokdeep

The Lokdeep / Kutirjyoti category of consumers in West Bengal is un-metered, having fixed charges as Rs.30 per month for consumption up to 25 kWh/ month.

Below Poverty Line (BPL)

The BPL category has a monthly consumption limit of 30 Units per month. The consumers under this category may lose their eligibility if their consumption exceeds this limit (as in Maharashtra). The tariff under this category is comparable and even less than Kutir Jyoti category.

Jeevan Dhara

The 'Lifeline' category who have low capacity to pay and consuming electricity at the lowest level as basic minimum need is named as Jeevan Dhara by Assam Electricity Regulatory Commission. The tariff of this category is cross subsidized by other consumer categories.

Lifeline

The consumers, who consume lower than 30 units per month, are the life-line category of consumers. With metered connection, their consumption level and tariff is found to be comparatively higher than that of BPL category.

JJ Clusters

Shanty construction made by migrant labour in Delhi, largely on government agency land or 'encroached land'. Also known as squatter settlement, their basic civil amenities are provided by Delhi Govt. The electricity tariff of this category of consumers is cross subsidized by other consumers.

Low Income Group

The social criteria may at times call for relief to certain consumers e.g. low-income group. Such a category exists in Goa, Dadra & Nagar Haveli and Daman & Diu. The consumers are authorized to have a load of 40 W at two points. Any unauthorized increase in load beyond 2x40 watts, will impose penal charges and the installation may also be liable for disconnection.

Summary showing names of schemes and tariffs applicable under these schemes in various States/ Utilities is annexed.


Summary of power supply schemes for Kutir Jyoti/ Bhagyajyothi/ Lokdeep/ Below Poverty Line (BPL)/ Jeevan Dhara/ Life Line/ JJ Clusters and Low Income Group Consumers

Sl. No.	States/Utility	Effective date	Consumers category	Description	Fixed charge		Energy Charge (paise/kwh)	Minimum Charge
1	ARUNACHAL PRADESH	w.e.f. 01.04.2014	KJP & BPL	AC 50 Hz, 1-phase, 230 V			265	53 Rs./Month
2	ASSAM	w.e.f. 01.12.2013	Jeevan Dhara	Upto 0.5 KW & 30 KWh/month	15	Rs./Month	279 with Govt. Subsidy	
3	BIHAR	w.e.f. 01.04.2015	Kutir Jyoti-BPL	Consumption upto 30 KWh/Month				
				Unmetered Supply				
				K.J. (Rural) upto 60 watt	60	Rs./Month	Nil	
				Metered Supply				
				K.J. (Rural) upto 60 watt			160	40 Rs./Month
				K.J. (Urban) upto 100 watt			195	50 Rs./Month
4	DADRA & NAGAR HAVELI	w.e.f. 01.04.2014	Low income group	With connected load 2X40 Watts only	10	Rs./Month	Nil	
5	DAMAN & DIU	w.e.f. 01.04.2014	Low income group	With connected load 2X40 Watts only	10	Rs./Month	Nil	
6	GOA	w.e.f. 01.04.2014	Low Income Group	For connected load 2X40 Watts - Upto 2 Points	30	Rs./Month	Nil	
7	GUJARAT	w.e.f. 01.05.2014	Below poverty line	Upto 30 KWh/Month	5	Rs./Month	150	
8	HIMACHAL PRADESH	w.e.f. 01.08.2014	Life line	Upto 60 KWh/Month		Nil	285	
9	JAMMU & KASHMIR	w.e.f. 01.04.2015	Below Poverty line (BPL)	Upto 30 units/Month	5	Rs./Month	119	
10	JHARKHAND	w.e.f. 01.08.2012	Kutir Jyoti	Connected load upto 100 Watts for rural areas (unmetered)	30	Rs./Month	Nil	
11	KARNATAKA	w.e.f. 01.05.2014	Bhagyajyothi / Kutirajyothi	0-100 kWh/Month (metered)		Nil	110	
12	LAKSHADWEEP	w.e.f. 01.04.2014	BPL / Kutir Jyothi	Upto 18 KWh/Month			Nil	
13	MADHYA PRADESH	w.e.f. 01.06.2014	J.J.Clusters	Upto 30 units/Month	25	Rs./Month	Nil	
14	MAHARASHTRA	w.e.f. 01.06.2015	Below Poverty line (BPL)	Consumption upto 30 KWh/Month & load upto 100 Watts			290	40 Rs./Month
15	B.E.S.T. (Mumbai)	w.e.f. 01.04.2015	Below Poverty line (BPL)	Consumption upto 30 KWh/Month	10	Rs./Month	87	
16	RELIANCE ENERGY (Mumbai)	w.e.f. 01.06.2015	Below Poverty line (BPL)	Consumption upto 30 KWh/Month	3	Rs./Month	112	
17	TATA POWER CO. (Mumbai)	w.e.f. 01.06.2015	Below Poverty line (BPL)	Consumption upto 30 KWh/Month	10	Rs./Month	272	
				Consumption upto 30 KWh/Month	10	Rs./Month	140	

18	MANIPUR	w.e.f. 01.09.2012	Kutir Jyoti	Single light point connection for total consumption in three months upto 45 units (a) Metered Supply 1-15 KWh/Month for all units Above 15 KWh/Month for all units (b) Unmetered Supply	20	Rs./Month 100 150	As per Appendix No.4(i) of Tariff Order 2012-13
19	MEGHALAYA	w.e.f. 01.04.2013	Kutir Jyoti / BPL	Metered (For consumption upto 30 units/month only) Un-metered	100	Nil Rs./month Nil	250 Nil
20	MIZORAM	w.e.f. 01.04.2014	Kutir Jyoti	Single light point connection for total consumption in three months upto 45 units (a) Metered Supply	10	Rs./Month 120 180 210 Nil	120 180 210 Nil
21	NAGALAND	w.e.f. 01.04.2014	Kutir Jyoti	Upto to 30 KWh/Month		340	Nil
22	ORISSA	w.e.f. 01.04.2014	Kutir Jyoti	Upto 30 KWh/Month		Rs./Month	80 Rs./Month
23	PUDUCHERRY	w.e.f. 01.04.2014	Hut Service	With connected load 2X40 Watts only	27	Rs./Month	Nil
24	RAJASTHAN	w.e.f. 01.02.2015	Below Poverty line (BPL)	Upto 50 units	90	Rs./Month	325
25	TRIPURA	w.e.f. 01.11.2014	Kutir Jyoti	Upto to 15 kwh/Month	62	Rs./Month	Nil
26	UTTARAKHAND	w.e.f. 01.04.2015	Life line	For load upto 1 KW and consumption upto 30 KWh/Month	11	Rs./Month	150
27	UTTAR PRADESH	w.e.f. 01.04.2015	Life Line	For contracted load of 1 kW and consumption upto 50 KWh/month	50	Rs./KW/ Month	200
				For contracted load of 1 kW and consumption above 50 KWh/month upto 150 KWh/month	50	Rs./KW/ Month	390
28	WEST BENGAL	w.e.f. 01.04.2013	Life Line	Upto 75 KWh/quarter	5	Rs./Month	292
29	CESC LTD. (Kolkata) (West Bengal)	w.e.f. 01.04.2014	Life Line	Upto 25 KWh/month	5	Rs./Month	302
30	DURGAPUR PROJ. LTD. (West Bengal)	w.e.f. 01.04.2014	Life Line	Upto 25 KWh/month	5	Rs./Month	250
31	DPSC LTD. (West Bengal)	w.e.f. 01.04.2013	Life Line	All Units	5	Rs./Month	295

भाग - 2

राज्यों/संघ-शासित क्षेत्रों द्वारा विभिन्न उपभोक्ता श्रेणियों के लिए अभिज्ञापित विद्युत टैरिफ़ का सारांश



PART - 2

**SUMMARY OF NOTIFIED TARIFFS OF
ELECTRICITY FOR VARIOUS CATEGORIES
OF CONSUMERS IN STATES/UNION
TERRITORIES**

ELECTRICITY TARIFF IN ANDAMAN & NICOBAR ISLANDS w.e.f 01.04.2015

Category No.	Category of Service	Energy Charge (Paise/KWh)		Minimum Charge
1	DOMESTIC SUPPLY (DS)			
	Upto 100 KWh	200	30	Rs./KVA/Month
	101 to 200 KWh	400		
	201KWh & above	550		
2	COMMERCIAL			
	Upto 200 KWh	595	50	Rs./KVA/Month
	201 to 500 KWh	715		
	501KWh & above	800		
3	INDUSTRIAL SUPPLY			
	Upto 500 KWh	490	50	Rs./HP/Month
	501KWh & above	550	200	Rs./Month for rice,flour Millers of Rural Areas having load upto 15 HP
4	IRRIGATION, PUMPING & AGRICULTURE	140	15	Rs./KVA/Month
5	PUBLIC LIGHTING (PL)	495	60	Rs./KVA/Month
6	BULK SUPPLY	1015	50	Rs./KVA/Month
7	TEMPORARY SUPPLY	Rate shall be three times the rate applicable to the relevant category of consumers		
	ASSUMED POWER FACTOR	90%		
	Power Factor Incentive:			
1%	rebate on billed energy charges for each 1% increase in power factor above 95%.			
	Late Payment Surcharge:			
2%	per month the consumer is liable to pay additional charges on delayed amount, if the payment is made after the due date.			
	Advance Payment Rebate:			
1%	per month rebate shall be given on the amount, if payment is made in advance.			
	Prompt Payment Rebate:			
0.25%	of the bill amount shall be given as rebate for prompt payment,if payment is made at least 7 days in advance of the due date.			

Reference : Andaman & Nicobar Administration Letter No. EL/PL/10-1/2015/4352 dated 13.10.2015

ELECTRICITY TARIFF IN ANDHRA PRADESH w.e.f. 01.04.2014

Category No.	Category of Service	Demand Charge (Rs/kW/month)	Energy Charge	Customer Charge (Rs./Month)	Monthly Minimum Charge
LT-I	LOW TENSION DOMESTIC				
LT-I (A)	Upto 50 units/month 0 - 50 kWh/Month	Nil	145 Paise/kWh	25	Single Phase 25 Rs./Month contract load upto 500 Watts 50 Rs./Month contract load above 500 Watts
LT-I (B)(i)	Above 50 units/month and upto 100 units/month 0 - 50 kWh/Month	Nil	145 Paise/kWh	25	
	51 - 100 kWh/Month		260 Paise/kWh	30	
LT-I (B)(ii)	Above 100 units/month and upto 200 units/month 0 - 100 kWh/Month		260 Paise/kWh	30	
	101 - 200 kWh/Month		360 Paise/kWh	35	
LT-I (B)(iii)	Above 200 units/month 0 - 50 kWh/Month		260 Paise/kWh	25	
	51 - 100 kWh/Month		325 Paise/kWh	30	
	101 - 150 kWh/Month		488 Paise/kWh	35	
	151 - 200 kWh/Month		563 Paise/kWh		
	201 - 250 kWh/Month		638 Paise/kWh	40	
	251 - 300 kWh/Month		688 Paise/kWh		
	301-400 kWh/Month		738 Paise/kWh	45	
	401-500 kWh/Month		788 Paise/kWh		
	Above 500 kWh/Month		838 Paise/kWh		
LT-II	NON-DOMESTIC / COMMERCIAL				
LT-II (A)	Non-Domestic / Commercial (upto 50 Units/Month) 0-50 kWh/Month	50 Rs./kW/Month	540 Paise/kWh	30	65 Rs./Month for single phase
LT-II (B)	Non-Domestic / Commercial (above 50 Units/Mnth) 0-50 kWh/Month	50 Rs./kW/Month	663 Paise/kWh	30	65 Rs./Month for single phase
	51 - 100 kWh/Month		738 Paise/kWh	35	
	101 - 300 kWh/Month		813 Paise/kWh	40	200 Rs./Month for three phase
	301 - 500 kWh/Month		863 Paise/kWh		
	Above 500 kWh/Month		913 Paise/kWh		
LT-II (C)	ADVERTISING HOARDINGS - All Units	50 Rs./kW/Month	1103 Paise/kWh	45	300 Rs./Month
LT-III	INDUSTRY (Contracted load of 100 HP / 75KW and below)				
	Industrial - Normal				
	(i) Industries (General)	50 Rs./kW/Month	608 Paise/[kVAh/kWh]	50	upto 20 HP
	(ii) Pisci-culture/ Prawn Culture	50 Rs./kW/Month	463 Paise/[kVAh/kWh]	200	21 - 50 HP
	(iii) Sugarcane Crushing	50 Rs./kW/Month	463 Paise/[kVAh/kWh]	750	51 - 100 HP
	(iv) Poultry farms	50 Rs./kW/Month	563 Paise/[kVAh/kWh]		
	(v) Mushroom & Rabbit Farms	50 Rs./kW/Month	563 Paise/[kVAh/kWh]		
	(vi) Floriculture in Green-House.	50 Rs./kW/Month	563 Paise/[kVAh/kWh]		
	Rates for Seasonal Industries				
	Consumer under LT-III category for manufacture of sugar or ice or salt, decorticating, seed processing, fruit processing, ginning & pressing, cotton seed oil mills tobacco processing & re-drying and for such other industries or processes as approved by the Commission from time to time during certain seasons or limited periods in the tariff year and his main plnt is regularly closed during certain months of tariff year.				
	Seasonal Industries (off season) - All Units	50 on 30% of CD	675 Paise/[kVAh/kWh]		
1%	of total energy consumed be deducted from recorded energy for the purpose of billing, if the metering is on HT side.				
LT-IV (A)	Cottage Industries (upto 10 HP) - All units	20 Rs./kW/Month	375 Paise/kWh	30	30 Rs./Month
LT-IV (B)	Agrobased Activities upto 10 HP) - All Units	20 Rs./kW/Month	375 Paise/kWh	30	30 Rs./Month
LT-V (A)	Agricultural with Demand Side Management(DSM) measures				
	Dry land Farmers (connections <=3 Nos.)	0	0 Paise/kWh	30	
	Wet land Farmers (Holdings <=2.5 Acres)	0	0 Paise/kWh		
	Dry land Farmers (connections >3 Nos.)	525 Rs./HP/Year*	50 Paise/kWh		
	Wet land Farmers (Holdings >2.5 Acres)	525 Rs./HP/Year*	50 Paise/kWh		
	Corporate Farmers & IT Assesse	0	250 Paise/kWh		
*	Equivalent flat rate tariff				

Electricity Tariff & Duty and Average rates of electricity supply in India

LT-V (B)	Agricultural without Demand Side Management(DSM) measures				
	Dry land Farmers (connections <=3 Nos.)	525 Rs./HP/Year*	50 Paise/kWh	30	
	Wet land Farmers (Holdings <=2.5 Acres)	525 Rs./HP/Year*	50 Paise/kWh		
	Dry land Farmers (connections >3 Nos.)	1050 Rs./HP/Year*	100 Paise/kWh		
	Wet land Farmers (Holdings >2.5 Acres)	1050 Rs./HP/Year*	100 Paise/kWh		
	Corporate Farmers & IT Assesses	0	350 Paise/kWh		
*	Equivalent flat rate tariff				
LT-V (C)	Others				
\$	Salt farming units with connected load upto 15 HP	20 Rs/HP/Month	370 Paise/kWh	30	
	Rural Horticulture Nurseries with CD upto 15 HP \$	21 Rs/HP/Month	370 Paise/kWh		
	Units with connected load more than 15 HP shall be billed under LT-III category-Industrial General tariff.				
LT-VI	Street Lighting and PWS Schemes				
LT-VI (A)	Street Lighting				
	Panchayats	30 Rs./kW/Month	537 Paise/kWh	30	2 Rs./Point/Month 6 Rs./Point/Month
	Municipalities	30 Rs./kW/Month	587 Paise/kWh		
	Municipal Corporations	30 Rs./kW/Month	637 Paise/kWh		
LT-VI (B)	PWS Schemes				
	Panchayats	30 Rs./HP/Month	437 Paise/kWh	30	50 Rs./Month 100 Rs./Month 100 Rs./Month
	Municipalities	30 Rs./HP/Month	537 Paise/kWh		
	Municipal Corporations	30 Rs./HP/Month	587 Paise/kWh		
LT-VII (A)	General Purpose - Religious purpose				
	Govt. Educational Institutions, old age homes Charitable trust, etc.	20 Rs./kW/Month	653 Paise/kWh	40	50 Rs./Month for single phase 150 Rs./Month for three phase
LT-VII (B)	Religious Places (for load upto 2 KW only)				
	All Units	20 Rs./kW/Month	470 Paise/kWh	30	Nil
LT-VIII	Temporary Supply				
	All Units	20 Rs./kW/Month	943 Paise/kVAh/kWh	40	Rs. 125/kW of contracted load for the first 30 days and Rs.75/kW of CD for every subsequent period of 15 days
	Additional Charges for delayed payment of Bills: Consumers are liable to pay delayed payment charges per month on the bill amount at the rates given blow.				
	LT - I (A)	10 Rs/Month		30	
	LT - I (B), LT - IV	25 Rs/Month			
	LT - II (A) with CD upto 1 kW	25 Rs/Month			
	HIGH TENSION				
HT-I (A)	Industry				
	Industry -General				
	11 kV		573 Paise/kVAh*	1125	
	33 kV	350 Rs./kVA/Month	530 Paise/kVAh*	1125	
	132 kV and above		490 Paise/kVAh*	2250	
*	Rs 1.00/kVAh Time of Day is leviable on energy consumption during the period from 06.00 PM to 10.00 PM, in addition to the normal energy charges a respective voltages.				
	Lights and Fans				
	11 kV		573 Paise/kVAh	1125	
	33 kV		530 Paise/kVAh	1125	
	132 kV and above		490 Paise/kVAh	2250	
(B)	Ferro Alloy Units				
	11 kV	Nil	541 Paise/kVAh	1125	
	33 kV		498 Paise/kVAh	1125	
	132 kV and above		458 Paise/kVAh	2250	
	Colony (11kV/33kV/132kV and above)				
	Seasonal Industries coming under HT-1(A)				
	11 kV		690 Paise/kVAh	1125	As applicable
	33 kV	350 Rs./kVA/Month of	628 Paise/kVAh	1125	
	132 kV and above	Billing Demand #	603 Paise/kVAh	2250	
#	Based on the Recorded Maximum Demand or 30% of the Conracted Demand whichever is higher.				

Electricity Tariff & Duty and Average rates of electricity supply in India

HT-II	Others (consumers other than those covered under HT I and III to VII)				
	11 KV	350 Rs./kVA Month	690 Paise/kVAh*	1125	Recorded Maximum Demand during the month or 80% of CD whichever is higher and actual energy consumption or 25 kVAh/kVA of billing demand/Month, whichever is higher
	33 KV		628 Paise/kVAh*	1125	
	132 KV and above		603 Paise/kVAh*	2250	
HT-III	Airports, Railway Stations and Bus Stations				
	11 KV	350 Rs./kVA Month	658 Paise/kVAh*	1125	Recorded Maximum Demand during the month or 80% of CD whichever is higher and actual energy consumption or 50 kVAh/kVA of billing demand/Month, whichever is higher
	33 KV		601 Paise/kVAh*	1125	
	132 KV and above		572 Paise/kVAh*	2250	
*	Rs 1.00/kVh Time of Day is leviable on energy consumption during the period from 06.00 PM to 10.00 PM, in addition to the normal energy charges a respective voltages.				
HT-IV	Irrigation and CPWS				
(A)	Govt. Lift Irrigation Schemes and Agriculture		537 Paise/kVAh	As applicable	300 Rs./KVA/Year
(B)	Composite Protected Water Supply (CPWS) Scheme		439 Paise/kVAh	As applicable	
HT-V	Railway Traction		636 Paise/kVAh	As applicable	actual energy consumption or 32 kVAh/kVA/month of CD whichever is higher
HT-VI	Townships & Residential Colonies(All Voltages)	50 Rs./kVA/Month	568 Paise/kVAh	As applicable	actual energy consumption or 25 kVAh/kVA of CD whichever is higher
HT-VII	Green Power		1078 Paise/kVAh		
HT-VIII	Temporary (11/33/132 KV and above)	1.5 times of the Tariff corresponding HT Consumer Category			
	Rural Electric Co-Op Societies (Siricilla)	Nil	86 Paise/kWh		
Additional Charges for Maximum Demand in excess of the Contracted Demand					
	RMD over CMD	Demand Charges on Excess Demand	Energy Charges on Full Energy		
	100% to 120%	2 times of normal charge	Normal		
	More than 200%	2 times of normal charge	1.20 times of normal charge		
Additional Charges for delayed payment of Bills					
5 paise/Rs 100/day of bill amount or Rs 550 whichever is higher					
ASSUMED POWER FACTOR		95%			
NOTE: FSA will be extra as applicable as notified by the Commission from time to time					
VOLTAGE SURCHARGE					
H.T. consumers who are now getting supply at voltage different from the declared voltages and who want to continue taking the supply at the same voltage will be charged as per the rates indicated below :					
Sr. No.	Contracted Demand with Licensee & Other sources (in KVA)	Voltage at which supply should be availed (in KV)	Voltage at which consumer is availing supply (in KV)	Rates % extra over the normal rates	
(A)	For HT consumers availing supply through common feeder			Demand Charges	Energy charges
1	1501 to 5000 kVA	33	11	12%	10%
2	Above 5000 kVA	132 or 220	66 or below	12%	10%
(B)	For HT consumers availing supply through independent feeder				
1	2501 to 10000 kVA	33	11	12%	10%
2	Above 10000 kVA	132 or 220	66 or below	12%	10%
Reference :	Northern Power Distribution Company of Telangana Limited, Warangal Letter No. CGM/IPC&RAC/TSNPDC/L/WGL/RAC/F.CEA/D.No.216/14 dated 26.09.2014				
	Eastern Power Distribution Company of AP Limited, Visakhapatnam Letter No. CGM/R.P&P/EPDCL/VSP/GM/R&P/DE/R&P/F:54/D.No.2646/14 dated 08.09.2014				

ELECTRICITY TARIFF IN ARUNACHAL PRADESH w.e.f 01.04.2015			
Category No.	Category of Service	Energy Charge (Paise/kWh)	Minimum Charge
1	DOMESTIC		
	LT (Low Tension)		
	(i) AC 50 Hz, 1-Phase, 230 Volt	400	32 Rs./KW/Month
	(ii) AC 50 Hz, 3-Phase, 400 Volt	400	53 Rs./KW/Month
	(iii) AC 50 Hz, 1-Phase, 230 Volt KJP & BPL Connection	265	53 Rs./Connection/Month
	HT (High Tension)		
	(i) AC 50 Hz, 3-Phase, 11 KV	340	168 Rs./KW/Month
(ii) AC 50 Hz, 3-Phase, 33 KV	325	134 Rs./KW/Month	
2	COMMERCIAL (Non-Industrial)		
	LT (Low Tension)		
	(i) AC 50 Hz, 1-Phase, 230 Volt	500	32 Rs./KW/Month
	(ii) AC 50 Hz, 3-Phase, 400 Volt	500	53 Rs./KW/Month
	HT (High Tension)		
	(i) AC 50 Hz, 3-Phase, 11 KV	420	168 Rs./KW/Month
(ii) AC 50 Hz, 3-Phase, 33 KV	400	134 Rs./KW/Month	
3	PUBLIC LIGHTING & WATER SUPPLY CONSUMERS		
	LT (Low Tension)		
	(i) AC 50 Hz, 1-Phase, 230 Volt	510	32 Rs./KW/Month
	(ii) AC 50 Hz, 3-Phase, 400 Volt	510	53 Rs./KW/Month
	HT (High Tension)		
(i) AC 50 Hz, 3-Phase, 11 KV	420	168 Rs./KW/Month	
(ii) AC 50 Hz, 3-Phase, 33 KV	400	134 Rs./KW/Month	
4	AGRICULTURE CONSUMERS		
	LT (Low Tension)		
	(i) AC 50 Hz, 1-Phase, 230 Volt	310	32 Rs./KW/Month
	(ii) AC 50 Hz, 3-Phase, 400 Volt	310	53 Rs./KW/Month
	HT (High Tension)		
(i) AC 50 Hz, 3-Phase, 11 KV	275	168 Rs./KW/Month	
(ii) AC 50 Hz, 3-Phase, 33 KV	265	134 Rs./KW/Month	
5	INDUSTRIAL CONSUMERS		
	LT (Low Tension)		
	(i) AC 50 Hz, 1-Phase, 230 Volt	420	32 Rs./KW/Month
	(ii) AC 50 Hz, 3-Phase, 400 Volt	420	32 Rs./KW/Month
	HT (High Tension)		
	(i) AC 50 Hz, 3-Phase, 11 KV	375	168 Rs./KW/Month
(ii) AC 50 Hz, 3-Phase, 33 KV	340	134 Rs./KW/Month	
(iii) AC 50 Hz, 3-Phase, 132 KV & above	325	101 Rs./KW/Month	
6	BULK MIXED CONSUMERS		
	HT (High Tension)		
	(i) AC 50 Hz, 3-Phase, 11 KV	375	168 Rs./KW/Month
	(ii) AC 50 Hz, 3-Phase, 33 KV	340	134 Rs./KW/Month
(iii) AC 50 Hz, 3-Phase, 132 KV & above	325	101 Rs./KW/Month	
7	TEMPORARY CONSUMERS		
	LT (Low Tension)		
	(i) AC 50 Hz, 1-Phase, 230 Volt	635	N.A.
(ii) AC 50 Hz, 3-Phase, 400 Volt	635	N.A.	

Reference : Arunachal Pradesh State Electricity Regulatory Commission website

ELECTRICITY TARIFF IN ASSAM w.e.f. 01.12.2013					
CATEGORY	Category of Service	Fixed Charge			Energy Charge (P/kWh)
LT-I	JEEVAN DHARA UPTO 0.5 KW & 30 KWh/month	15Rs/Month			353
	Energy Charges less Government Subsidy				243
LT-II	DOMESTIC A : FOR LOAD UPTO 5 KW				
	First 120 kWh/Month	30 Rs/KW/Month			428
	Energy Charges less Government Subsidy				358
	Next 120 kWh/Month				545
	Balance kWh (above 240 kWh)				615
LT-III	DOMESTIC B: FOR LOAD > 5 KW & UPTO 20 KW	30 Rs/KW/Month			575
LT-IV	COMMERCIAL UPTO 20 KW	110 Rs/KW/Month			615
LT-V	GENERAL PURPOSE SUPPLY	125 Rs/KW/Month			515
LT-VI	PUBLIC LIGHTING	120 Rs/KW/Month			530
LT-VII	AGRICULTURE UPTO 7.5 HP	30 Rs/KW/Month			375
LT-VIII	SMALL INDUSTRIES				
(i)	RURAL Upto 20 kW	30 Rs/KW/Month			400
(ii)	URBAN	40 Rs/KW/Month			425
LT-IX	TEMPORARY SUPPLY				
	Domestic	80 Rs/KW/Month			765
	Agriculture	125 Rs/KW/Month			975
	Non- Domestic & Non-Agriculture	50 Rs/KW/Month			565
HT-I	DOMESTIC 25 KVA and above	30 Rs/KVA/Month			570
HT-II	COMMERCIAL 25 KVA and above	115 Rs/KVA/Month			600
HT-III	PUBLIC WATER WORKS	125 Rs/KVA/Month			520
HT-IV	BULK SUPPLY 25 KVA and above				
(i)	Government educational institutions	110 Rs/KVA/Month			535
(ii)	Others	145 Rs/KVA/Month			575
HT-V (A)	HT SMALL INDUSTRIES UPTO 50 KVA	40 Rs/KVA/Month			450
HT-V (B)	HT INDUSTRIES-I 50 KVA TO 150 KVA	100 Rs/KVA/Month			515
HT-V (C)	HT INDUSTRIES-II above 150KVA				
	OPTION -1	140Rs/KVA/Month			548
	OPTION -2	270 Rs/KVA/Month			478
HT-VI	TEA,COFFEE AND RUBBER	230 Rs/KVA/Month			565
HT-VII	OIL AND COAL	270 Rs/KVA/Month			580
HT-VIII	HT IRRIGATION above 7.5 HP	40 Rs/KVA/Month			500
	TOD Tariff				
	Tme	Energy Charges			
		HT - V(B)	HT - (C)	Tea/Coffee & Rubeer	Oil & Coal
	Time 0600 - 1700 Hrs.(normal)	515	548	565	580
	Time 1700 - 2200 Hrs.(peak)	740	693	745	755
	Time 2200 - 0600 Hrs.(night)	450	498	540	565

Electricity Tariff & Duty and Average rates of electricity supply in India

	Power Factor Penalty :		
1%	on total consumption for every 1% fall in PF below 85% to 60% plus 2% for every 1% fall below 60% to 30%		
	Power Factor Rebate :		
1%	on total consumption for every 1% rise in PF above 85% and 2% for every 1% rise above 95%		
3%	Rebate on energy consumption to all categories of HT consumers for availing supply at higher voltage than as applicable		
3%	Additional energy charges from all categories of HT consumers for metering on L.T. side on account of transformer loss		
1.5%	Surcharge per month or part thereof in simple interest shall be levied, if payment is not made in full on or before the due date from all categories of consumers.		
	Assumed Power Factor	85%	

Reference : Assam Power Distribution Company Limited Letter No. CGM(COM)/APDCL/Corres/2013/30 dated 16.09.2014

Electricity Tariff & Duty and Average rates of electricity supply in India

ELECTRICITY TARIFF IN BIHAR w.e.f. 01.04.2015

Category No.	Category of Service	Demand Charge	Energy Charge Paise/kWh
	LOW TENSION SUPPLY		
	Kutir Jyoti-BPL Consumers (Consumption upto 30 kWh/Month)		
	Unmetered Supply	60 Rs/Month	
	K.J. (Rural) load upto 60 watts		170
	Metered Supply		as per DS-I Metered
	K.J. (Rural) load upto 60 watts - First 30 Unts		205
	For remaining units		as per DS-II Metered
	K.J. (Urban) load upto 100 watts - First 30 Units		
	For remaining units		
	Domestic service for Rural areas connected load upto 2 KW	170 Rs/Month	
DS - I	Unmetered Supply		210
	Metered Supply		240
	First 50 kWh/Month		280
	51 to 100 kWh/Month		
	Above 100 kWh/Month		
DS- II	Domestic service for Urban areas covered by Notified Area Committee/ Municipality/ Municipal Corporation/ Development Authority/ All District and Sub-Divisional Towns /Block Headquarters/ Industrial Areas/ Contiguous Sub-urban areas etc.		
	Metered Supply	55 Rs/Month for 1- Φ first KW	300
	1 - 100 kWh/Month	15 Rs/Month for Addl. KW (7 kW)	365
	101 - 200 kWh/Month	250 Rs/Month for 3- Φ , 5 KW & above	435
	201 - 300 kWh/Month	15 Rs/Month for Addl. KW	545
	Above 300 kWh/Month		
	Demand Based Tariff (1-Φ, Contract demand upto 7 KW and 3-Φ, Contract demand of 5 KW to 70 KW)		
DS-II (D) (Optional)	1 - 100 kWh/Month	60 Rs/Month for 1- Φ first KW	300
	101 - 200 kWh/Month	20 Rs/Month for Addl. KW (7 kW)	365
	201 - 300 kWh/Month	60 Rs/Month for 3- Φ (5 KW to 70 KW)	435
	Above 300 kWh/Month	55 Rs/KW/Month	435
DS- III	Domestic service for Registered Societies		
NDS - I	Non-domestic service for rural areas connected load upto 2 KW	230 Rs/Month	
	Unmetered Supply		240
	Metered Supply		280
	First 100 kWh/Month		
	101 to 200 kWh/Month		320
	Above 200 kWh/Month		

Electricity Tariff & Duty and Average rates of electricity supply in India

NDS - II	Non-domestic service for urban areas for loads upto 70 KW covered by Notified Area Committees/ Municipalities/ Municipal Corporations/ Rural Development Authorities/ Disstt.and Sub-Divisional Towns /Block Headquarters/Industrial Areas/ Contiguous sub-urba		
	Metered Supply		
	First 100 kWh/Month	180 Rs/KW/Month upto 7 KW (1-Φ) Rs/KW/Month 5KW & above (3-Φ)	515
	101 to 200 kWh/Month		545
	Above 200 kWh/Month		585
Above 200 kWh/Month	570		
NDS-II (D)	Demand Based Tariff (Contract demand between 5 KW and 70 KW with 3-Φ)		
(Optional)	First 100 kWh/Month	Rs/KW/Month or part thereof (on recorded demand or contract demand whichever is higher)	515
	101 to 200 kWh/Month		545
	Above 200 kWh/Month		585
NDS - III	Non-domestic service for places of worship like temples, Mosques, gurudwaras, churches etc. and burial / crematorium grounds		
	Metered Supply		
	First 100 kWh/Month	Rs/KW/Month with minimum of Rs./ month/connection for load upto 30 KW	
	101 to 200 kWh/Month		315
	Above 200 kWh/Month		395
	Above 200 kWh/Month		485
NDS-III (D)	Demand Based Tariff (Contract demand between 5 KW and 30 KW with 3-Φ)		
(Optional)	First 100 kWh/Month	Rs/KW/Month or part thereof (on recorded demand or contract demand whichever is higher)	315
	101 to 200 kWh/Month		395
	Above 200 kWh/Month		485
IAS - I	Irrigation & Agricultural service including private tubewells for agricultural purposes		
	Unmetered Supply		
	Rural feeder	Rs/HP/Month	
	Urban feeder		
	Metered Supply		
	Rural feeder	Rs/HP/Month	
	Urban feeder		110
IAS - II	Irrigation & agricultural service to State tubewells/ State lift irrigation pumps/ State irrigation pumps upto 100 HP		
	Unmetered Supply		
	Rural feeder	Rs/HP/Month	
	Urban feeder		
	Metered Supply		
	Rural feeder	Rs/HP/Month	
	Urban feeder		615
LTIS	LT INDUSTRIAL SERVICE		
LTIS - I	For Connected load upto 25 HP - All Units		
LTIS - I (D)	Demand Based Tariff (For Contract demand of 5 KW to 15 KW)		Rs./HP/Month
(Optional)	All Units		550
LTIS - II	For Connected load above 25 HP and upto 99 HP - All Units		Rs./KW/Month
LTIS - II (D)	Demand Based Tariff (For Contract demand above 15 KW and upto 70 KW)		Rs./HP/Month
(Optional)	All Units		585
PWW	PUBLIC WATER WORKS (For load upto 99 HP)-All Units		Rs/KW/Month
			Rs/HP/Month
			585
			700

Electricity Tariff & Duty and Average rates of electricity supply in India

SS	STREET LIGHT SERVICES		
S.S.-I	Metered street light for mast light & traffic light - All Units		700
	i) Gram panchayats		
	ii) Nagar Palika/ NAC/Municipality		
	iii)Municipal Corporations		
S.S.-II	Unmetered street light/ traffic light/ blinkers in villages & towns		
	i) Gram panchayats	Rs per 100 W/Month	
	ii) Nagar Palika/ NAC/Municipality	Rs per 100 W/Month	
	iii)Municipal Corporations	Rs per 100 W/Month	
HT	HIGH TENSION SUPPLY		
HTS - I	11kV/ 6.6 kV (C.D. 75 kVA upto 1500 kVA)-All Units	Rs/kVA/Month	585
	NOTE : The billing demand shall be the maximum demand recorded during the month or 85% of the contract demand whichever is higher.		
	Surcharge @ 7.5% on demand and energy charges for power supplied at 6.6 KV		
HTS - II	33 kV (minimum C.D. of 1000 kVA & maximum of 15000 kVA) - All Units	Rs./kVA/Month	565
	NOTE : The billing demand shall be the maximum demand recorded during the month or 85% of the contract demand whichever is higher.		
HTS - III	132 kV (minimum C.D. of 7.5 MVA) - All Units	Rs./kVA/Month	555
	NOTE : The billing demand shall be the maximum demand recorded during the month or 85% of the contract demand whichever is higher.		
HTSS	High Tension Specified Service (AT 33/11 kV)		
	Induction Furnaces having C.D of 300 kVA & more-All Units	Rs./kVA/Month	325
RTS	RAILWAY TRACTION SERVICE		
	At 132 KV - All Units	Rs./kVA/Month	570
	Time of Day tariff (TOD) for all HT consumers		
	Time of use		Energy Charge
	(i) Normal period (5:00 a.m. to 5:00 p.m.)	Noraml rate	Normal rate of energy charges
	(ii) Evening peak load period (5:00 p.m. to 11:00 p.m.)	Noraml rate	120% of normal rate of energy charges
	(iii) Off-peak load period (11:00 p.m. to 5:00 a.m.)	Noraml rate	85% of normal rate of energy charges
	ASSUMED POWER FACTOR	90%	
Reference :	North Bihar Power Distribution Company Limited website		

Electricity Tariff & Duty and Average rates of electricity supply in India

ELECTRICITY TARIFF IN CHANDIGARH w.e.f. 01.04.2015

Sl. No.	Category of Service	Demand/Fixed Charge	Energy Charge (Paise/kWh)	Monthly Minimum Charge
1	DOMESTIC SUPPLY (DS)			
	SPD-JJ Clusters/ Unauthorized Colonies/ Slum Dwellers			
	0 - 150 kWh/Month	Nil	230	
	151 - 400 kWh/Month	7 Rs/KW/Month	230	
	Above 400 kWh/Month		420	
2	COMMERCIAL / NON RESIDENTIAL SUPPLY (NRS)		440	
	0 - 150 kWh/Month			
	151 - 400 kWh/Month	10 Rs/KW/Month	430	
	Above 400 kWh/Month	75 Rs/KW/Month	450	
3	LARGE INDUSTRIAL POWER SUPPLY(LS) (At 11 kV, load above 100 KW)-All Units	75 Rs/KW/Month	470	
20%	surcharge is leviable for supply at 400 Volts			
3%	Rebate is allowed for supply at 33 KV and above			
17.50%	Surcharge is leviable for all the Arc furnace consumers getting supply at 11KV and other industrial consumers having contract demand exceeding 5000 KVA and running at 11KV.			
5%	Additional surcharge is leviable in case of steel rolling mills getting supply at 400 Volts			
4	MEDIUM INDUSTRIAL POWER SUPPLY (MS) (from 21 kW to 100 kW)-All Units	75 Rs/KW/Month	450	
5	SMALL INDUSTRIAL POWER SUPPLY (SP) (Upto 20 KW or 26 BHP)-All Units	10 Rs/KW/Month	440	
6	AGRICULTURE PUMPING SUPPLY (AR) (Upto 20 KW or 26 BHP)-All Units	Nil	230	
7	PUBLIC LIGHTING (PL)			
	Public Lighting System (All units)			
	Advertisement/ Neon Sign Boards (All units)	75 Rs/KW/Month	430	
8	BULK SUPPLY (BS) (GENERAL / MIXED LOADS EXCEEDING 10 KW)-All Units	75 Rs/KW/Month	600	
9	TEMPORARY SUPPLY (TS) - All Units	75 Rs/KW/Month	450	
	Power Factor Incentive:	Nil	670	
0.5%	Incentive on demand and enegy charges fo each 1% increase in monthly averagepower factor above 95%			
	Delayed Payment Surcharge:			
2%	per month on delayed amount, if the payment is made after the due date			
	Advance Payment Rebate:			
1%	per month rebate shall be given, if payment is made in advance well before commencement of consumption period for which bill is prepared			
	Prompt Payment Rebate:			
0.25%	of the bill amount shall be given as rebate, if payment is made at least 7 days in advance of the due date of payment			
	Power Factor surcharge:			
1%	of consumption charges for every 1% fall in pf below 90% and upto 85%			
1.5%	of consumption charges for every 1% fall in pf below 85% and upto 80%			
2%	of consumption charges for every 1% fall in pf below 80% and upto 75%			
3%	of consumption charges for every 1% fall in pf below 75%			
Time of Day (TOD) tariff : Optional unless otherwise specifically stated to the contrary in the tariff order.				
Time of Use		Demand Charges	Energy Charges	
Normal period (0600 Hrs - 1800 Hrs)		Normal Rate	Normal rate of energy charges	
Evening peak load period (1800 Hrs - 2200 HRS)		Normal Rate	120% of Normal rate of energy charges	
Off-peak load period (2200 Hrs - 0600 Hrs)		Normal Rate	90% of Normal rate of energy charges	
Assumed Power Factor		90%		

Reference : JERC website

ELECTRICITY TARIFF IN CHHATTISGARH w.e.f. 01.07.2015

Category	Category of Service	Demand / Fixed Charge	Energy Charge	Minimum Charge
	LOW TENSION TARIFF			
LV-1	DOMESTIC (including BPL consumers)			
	0 - 40 Units/Month	200 Paise/kWh	100 Paise/kWh	40 Rs/Month for single phase supply
	41-200 Units/Month	210 Paise/kWh	100 Paise/kWh	120 Rs/Month for three phase supply
	201-600 Units/Month	280 Paise/kWh	160 Paise/kWh	
	601 Units/Month and above	430 Paise/kWh	220 Paise/kWh	
Note:	BPL card holders shall be entitled for subsidy for 40 units as per State Govt. order and their consumption shall be billed as per tariff LV-1			
LV-2	NON - DOMESTIC			
LV 2.1	Non-Domestic (Normal Tariff)			
	0 - 100 Units/Month	60 Rs/KW/Month upto 3 kW	440 Paise/kWh	Fixed Charge
	101 - 500 Units/Month	120 Rs/KW/Month above 3 kW	490 Paise/kWh	
	501 Units/Month and above		620 Paise/kWh	
LV 2.2	Non-Domestic (Demand based Tariff)			
	For Contract Demand of 15 to 75 KW	200 Rs/KW/Month	560 Paise/kWh	Demand Charge on contract demand
LV-3	LT AGRICULTURE			
	Metered supply	70 Rs/HP/Month	315 Paise/kWh	Fixed Charge
LV-4	LT AGRICULTURE ALLIED ACTIVITIES			
LV 4.1	Upto 100 HP or 75 kW	120 Rs/HP/Month or 160 Rs/KW/Month	430 Paise/kWh	Fixed Charge
LV 4.2	Demand based Tariff for contract demand of 15 kW to 75 kW	210 Rs/KW/Month	410 Paise/kWh	Demand Charge on contract demand
LV-5	LT INDUSTRY			
5.1	Flour Mills, Hullers, Power Looms, Grinders upto 15 HP	80 Rs/HP/Month	300 Paise/kWh	Fixed Charge
5.2	Other Industries			
5.2.1	Upto 25 HP	100 Rs/HP/Month	380 Paise/kWh	Fixed Charge
5.2.2	Above 25 HP upto 100 HP	140 Rs/HP/Month	410 Paise/kWh	
5.3	Demand based Tariff for contract demand of 15 kW to 75 kW	210 Rs/KW/Month	440 Paise/kWh	Demand Charge on contract demand
LV-6	PUBLIC UTILITIES- STREET LIGHTS & WATER WORKS			
		100 Rs/HP/Month or 135 Rs/KW/Month	400 Paise/kWh	Fixed Charge
LV-7	INFORMATION TECHNOLOGY INDUSTRIES			
		Nil	510 Paise/kWh	1500 Rs/ per month
LT	TEMPORARY SUPPLY			
	Fixed charge & Energy charge @ 1.5 times the normal tariff as applicable to the corresponding consumer categories			
	EXTRA HIGH TENSION (EHT) TARIFF			
EHV-1	RAILWAY TRACTION (AT 400/220/132 KV)			
		350 Rs/KVA/Month	425 Paise/kVAh	
EHV-2	HEAVY INDUSTRIES AND OTHER CONSUMERS (contract demand of above 20 MVA)			
	AT 400/220/132 KV	350 Rs/KVA/Month	465 Paise/kVAh	
EHV-3	STEEL INDUSTRIES WITH CONTRACT DEMAND UPTO 20 MVA			
	AT 400/220/132 KV	350 Rs/KVA/Month	425 Paise/kVAh	

Electricity Tariff & Duty and Average rates of electricity supply in India

HIGH TENSION (HT) TARIFF (33 or 11 KV)				
HV-1	STEEL INDUSTRIES			
HV-1.1	AT 33 kV or 11 kV	360 Rs/KVA/Month	425 Paise/kWh	
	Optional Tariff			
HV-1.2	AT 33 kV & 11kV (Option -1)	225 Rs/KVA/Month	470 Paise/kWh	
HV-1.3	AT 33 kV & 11kV (Option -2)	370 Rs/KVA/Month	385 Paise/kWh	
HV-2	MINES, CEMENT, OTHER INDUSTRIES AND GENERAL PURPOSE NON INDUSTRIES			
	AT 33 kV or 11 kV	365 Rs/KVA/Month	450 Paise/kWh	
HV-3	LOW LOAD FACTOR INDUSTRIES			
	AT 33 kV or 11 kV	225 Rs/KVA/Month	470 Paise/kWh	
HV-4	RESIDENTIAL, PUBLIC WATER WORKS, IRRIGATION & AGRICULTURE ALLIED ACTIVITIES			
	AT 33 kV or 11 kV	365 Rs/KVA/Month	400 Paise/kWh	
HV-5	PUBLIC WATER WORKS			
	AT 33 kV or 11 kV	365 Rs/KVA/Month	370 Paise/kWh	
HV-6	START-UP POWER TARIFF			
	AT 400/220/132/33/11kV	200 Rs/KVA/Month	665 Paise/kVAh	
HV-7	Industries related to manufacturing of equipment for power generation from renewable energy sources			
	AT 220/132/33/11 KV	365 Rs/KVA/Month	445 Paise/kWh	
HV-8	Information Technology Industries	Nil	485 Paise/kVAh	3000 Rs/ per month
EHV & HV	TEMPORARY CONNECTION (other than HV-5)		1.5 times of the normal Tariff applicable for the corresponding category of consumer for demand & energy charge	
	TIME OF DAY TARIFF: (Applicable to EHV-2, EHV-3, HV-1 including optional tariff, HV-2 and HV-6 categories)			
	PERIOD OF USE		Normal rate of Demand Charge PLUS	
	Normal period (0500 Hrs to 1800 Hrs)		Normal rate of Energy charge	
	Evening Peak load period (1800 Hrs to 2300 Hrs)		130% of Normal rate of Energy charge	
	Off-peak load period (2300 Hrs to 0500 Hrs of next day)		85% of Normal rate of Energy charge	
1%	Power Factor Incentive/Surcharge (For all HV category consumers except of HV-5 and HV-6 category)			
1%	incentive of total amount of the bill under the head energy charge for each 1% increase in p.f. above 95% upto unity power factor			
1%	surcharge on total amount of the bill under the head energy charge for each 1% decrease in p.f. below 90% upto 85%			
2%	surcharge on total amount of the bill under the head energy charge for each 1% decrease in p.f. below 85%			
	Delayed Payment Surcharge			
1.5%	per month as surcharge on outstanding amount of the bill (including arrears, if any, but excluding amount of surcharge) if the bill is not paid within the prescribed period.			
	ASSUMED POWER FACTOR	90%		
Reference : http://www.cserc.gov.in/pdf/Order%202015/Tariff%20order%202015-16.pdf				

ELECTRICITY TARIFF IN DADRA & NAGAR HAVELI w.e.f. 01.04.2014

Sr. No.	Category of Service	Demand/Fixed Charge	Energy Charge (P/kWh)
I-A	Domestic		
	0 - 50 kWh/Month		120
	51- 200 kWh/Month		180
	201 - 400 kWh/Month		220
	401 and above kWh/Month		255
I-B	Low income group consumers with connected load 2X40 W bulbs only	10 Rs./Service connection/Month	
II	Non-Domestic		
	First 100 kWh/Month		255
	Beyond 100 kWh/Month		335
III	LT INDUSTRIAL / LT MOTIVE (industrial Motive Power Connections including water works/ pumps except LT Public Water Works with load upto 99 HP)		
	Upto 20 HP	Nil	345
	Above 20 HP	25 Rs./HP/Month or part thereof	345
IV	LT PUBLIC WATER WORKS (sanctioned load upto 99 HP)		
	Upto 20 HP	Nil	370
	Above 20 HP	25 Rs./HP/Month or part thereof	370
V	HT/EHT CATEGORY		
HT(A) - I	All Industrial/Motive power at 11 KV & 66 KV systems having		
	All Units	100 kVA contract demand and above	
		105Rs./KVA/Month or part thereof for billing demand upto the contract demand	420
		210 Rs./KVA/Month or part thereof for billing demand in excess of contract demand	
HT(A) - II	All Industrial/Motive power above 66 KV systems having		
	All Units	100 kVA contract demand and above	
		100 Rs./KVA/Month or part thereof for billing demand upto the contract demand	410
		200 Rs./KVA/Month or part thereof for billing demand in excess of contract demand	
HT(B)	Ferro Metallurgical / Steel Melting / Steel Rerolling Power Intensive Industries		
	All units	375 Rs./KVA/Month or part thereof for billing demand upto the contract demand	410
		750 Rs./KVA/Month or part thereof for billing demand in excess of contract demand	
	Penalty Charges from all HT/EHT Category of consumers for units drawn beyond contract demand as twice the applicable Charges.		
	Surcharge in addition to normal tariff @1% on billed demand and energy charges for each fall of 1% in power factor below 90% and upto 70%		
Power Factor incentive @ 0.5% on demand and energy charges for every 1% increase in power factor above 95%			
VI	Agriculture and Poultry		
	For connected load upto 10 HP		70
	Beyond 10 HP and upto 99 HP connected load		100
VII	Public Lighting - All Units		300
VIII	HOARDINGS/ SIGNBOARDS	100 Rs./KVA/Month or part thereof	700
IX	Temporary Supply	1.5 times of Fixed Charges plus Energy Charges under corresponding permanent supply category	
	Assumed Power Factor	90%	

Reference: JERC letter No. 14/31/2013-JERC/140 dated 07.05.2014

ELECTRICITY TARIFF IN DAMAN & DIU w.e.f. 01.04.2014

Sr. No.	Category of Service	Demand/Fixed Charge	Energy Charge (P/kWh)
I-A	Domestic		
	0 to 50 kWh/Month		120
	51 to 200 kWh/Month		180
	201 to 400 kWh/Month		220
	Beyond 400 kWh/Month		255
I-B	Low income group consumers with connected load 2X40 W bulb only	10 Rs./Service connection/Month	
Penal Charges @ Rs. 20/- per month/point for unauthorised increase in load beyond 2x40 W			
II	Non-Domestic /Commercial		
	First 100 kWh/Month		265
	Beyond 100 kWh/Month		365
III	LT-Industrial (load upto 99 HP)		
1	LTP Motive Power - All Units	25 Rs./HP/Month or part thereof	350
2	LT Public Water Works - All Units	25 Rs./HP/Month or part thereof	370
IV	HT/EHT CATEGORY		
(A)	Industries/Motive power at 11 KV & 66 KV having	100 kVA contract demand and above	
	All Units	105 Rs./KVA/Month or part thereof for billing demand upto the contract demand	470
(B)	Ferro Metallurgical / Steel Melting / Steel Rerolling Power Intensive Industries		
	All units	375 Rs./KVA/Month for billing demand upto the contract demand	455
	Penalty Charges from all HT/EHT Category of consumers for units drawn beyond contract demand as twice the applicable Charges		
Surcharge in addition to normal tariff @1% on billed demand and energy charges for each fall of 1% in power factor below 90% and upto 70%			
Power Factor incentive @ 0.5% on demand and energy charges for every 1% increase in power factor above 95%			
V	Agriculture		
	For connected load upto 10 HP		70
	Beyond 10 HP and upto 99 HP connected load		100
VI	Public Lighting - All Units		420
VII	Hoardings/ Signboards	100 Rs./kVA/Month or part thereof	700
VIII	Temporary Supply	1.5 times of Fixed Charges plus Energy Charges under corresponding permanent supply category	
	TOD Tariff:		
	Time of Use	Demand Charges	Energy Charges
	Normal Period (0600 Hrs - 1800 Hrs)		Normal Rate Normal rate of energy charges
	Evening peak load period (188 Hrs - 2200 Hrs)		Normal Rate 120% of normal rate of energy charges
	Off-peak load period (2200 Hrs - 0600 Hrs)		Normal Rate 90% of normal rate of energy charges
	Assumed Power Factor	90%	

Reference :JERC letter No. 13/14/2013-JERC/127 dated 05.05.2014

ELECTRICITY TARIFF IN DELHI (BYPL,BRPL & NDPL-TPDDL) w.e.f. 01.10.2015

Category No.	Category of Service	Fixed/Demand Charges ¹	Energy Charges ²
1	DOMESTIC		
1.1	Domestic		
	0-200 kWh/Month	40 Rs/Month upto 2 KW	400 Paise/kWh
	201-400 kWh/Month	100 Rs/Month above 2 and upto 5 KW	595 Paise/kWh
	401-800 kWh/Month	25 Rs/KW/Month above 5 KW	730 Paise/kWh
	801-1200 kWh/Month		810 Paise/kWh
	Above 1200 kWh/Month		875 Paise/kWh
1.2	Single Delivery Point on 11 kV for GHS		
2	NON-DOMESTIC		
2.1	Non-Domestic Low Tension (NDLT)		
	Upto 10 KW	100 Rs/KW/Month	880 Paise/kWh
	Between 10 KW (11 kVA) to 140 KW (150 kVA)	115 Rs/kVA/Month	850 Paise/kVAh
	Above 140 KW / 150 kVA (400 Volts) (No Supply on LT for load > 215 kVA)	150 Rs/kVA/Month	995 Paise/kVAh
2.2	Non-Domestic High Tension (NDHT)*		
	Supply at 11 KV and above (for load > 108 kVA)	125 Rs/kVA/Month	840 Paise/kVAh ³
*	The Single point Delivery Supplier shall charge the NDHT tariff to its LT consumers and in addition shall charge an extra 5% of the bill amount at NDHT tariff to cover losses and all expenses.		
3	INDUSTRIAL		
3.1	Small Industrial Power (SIP) < 200KW / 215 kVA		
	Upto 10 KW	80 Rs/KW/Month	845 Paise/kWh
	Between 10KW (11 kVA) to 140KW (150 kVA)	90 Rs/kVA/Month	790 Paise/kVAh
	Above 140 KW / 150 kVA (415 Volt) (No Supply on LT for load > 215 kVA)	150 Rs/kVA/Month	950 Paise/kVAh
3.2	Industrial Power on 11 kV Single Delivery Point for Group of SIP consumers	90 Rs/kVA/Month	710 Paise/kVAh ³
3.3	Large Industrial Power (LIP) (Supply at 11 kV and above)	125 Rs/kVA/Month	740 Paise/kVAh ³
4	AGRICULTURE	20 Rs/KW/Month	275 Paise/kWh
5	MUSHROOM CULTIVATION	40 Rs/KW/Month	550 Paise/kWh
6	PUBLIC LIGHTING		
6.1	METERED		
a	Street Lighting ⁴		730 Paise/kWh
b	Signals & Blinkers		730 Paise/kWh
6.2	UNMETERED		
a	Street Lighting ⁴		780 Paise/kWh
b	Signals & Blinkers		780 Paise/kWh
7	DELHI JAL BOARD		
7.1	Supply at LT		
a	Upto 10 KW	80 Rs/KW/Month	800 Paise/kWh
b	Between 10 KW (11 kVA) to 140KW (150 kVA)	90 Rs/kVA/Month	780 Paise/kVAh
c	Above 140 KW / 150 kVA (400 Volts) (No Supply on LT for load > 215 kVA)	150 Rs/kVA/Month	930 Paise/kVAh
7.2	Supply at 11 kV and above	125 Rs/kVA/Month	720 Paise/kVAh ³
8	DELHI INTERNATIONAL AIRPORT LIMITED (DIAL)	150 Rs/kVA/Month	790 Paise/kVAh ³
9	RAILWAY TRACTION⁵	150 Rs/kVA/Month	680 Paise/kVAh ³
10	DELHI METRO RAIL CORPORATION (DMRC) (Supply at 220 KV and 66 KV)	125 Rs/kVA/Month	610 Paise/kVAh ³
11	ADVERTISEMENTS AND HOARDINGS	500 Rs/Month/hoarding	1120 Paise/kVAh
12	TEMPORARY SUPPLY		

Electricity Tariff & Duty and Average rates of electricity supply in India

12.1 A	For a total period of		
	Less than 16 days	50% of the relevant category	Higher by 30% (temporary surcharge) of the relevant category of tariff
B	More than or equal to 16 days	Same as that of relevant category	
12.2	For residential cooperative group housing connections and other residential connections	Same as that of relevant category	Domestic tariff without any temporary surcharge
12.3	For religious functions of traditional and established characters and cultural activities	Same as 1.1	Same as 1.1 without temporary surcharge
12.4	For major construction projects	Same as that of relevant category	Same as that of relevant category with temporary surcharge of 30%
12.5 A	For threshers		
B	During the threshing season for 30 days	Electricity Tax of MCD: Rs 270/connection	Flat rate of Rs 5400
	For extended period		On pro-rata basis for each week or part thereof
NOTES ON SUPERSCRIPTS			
1	For all categories other than domestic, Fixed/demand charges are to be levied on billing demand on per kW/kVA are part thereof, basis. Where the MDI reading exceeds sanctioned load/contract demand a surcharge of 30% levied on fixed charges corresponding to excess load in kW/kVA for such billing cycle only. Whenever, sanctioned load/contact demand is in kW/HP, the kVA shall be calculated on the basis of actual power factor of the consumer, for the billing cycle.		
2	Time of Day (TOD) Tariff# :TOD tariff shall be applicable on all consumers other than domestic whose sanctioned load/ MDI (whichever is higher) is 50 kW/54 kVA and above as shown below:		
	Month	Peak hours	Surcharge on Energy charges
	May-September	1300-1700 Hrs & 2100-2400	20%
		Off-peak hours	Rebate on Energy Charges
		0300-0900 Hrs	20%
#	For other than peak and off-peak hours normal energy charges will be applicable		
3	Tariff is for supply at 11 kV		
2.50%	Additional rebate on the energy charges for supply above 11 kV rates for availing supply at 33/66 kV and		
4.00%	Additional rebate on the energy charges for supply at 220 kV shall be admissible.		
4	Maintenance Charges on street lights would be additional to the specified tariff @ Rs 84/light point/month and material cost at the rate Rs 19/point/month as per the Commission's Order dated 22 September 2009 till further amended by the Commission. These charges will be payable to the DISCOM only if maintenance services are provided by the DISCOM.		
5	Tariffs for Northern Railway Traction are based on the supply being given through a single point delivery and metering point at single voltage. An additional capacity blockage charge is also applicable which is to be calculated as $Rs\ 1260 * (2.97A + 5)$ where A is contract/maximum demand, whichever is higher, in MVA subject to a minimum of Rs 25000.		
Note:	(i) The above tariff rates shall be subject to an additional surcharge of 8% on the fixed and energy charges (excluding LPSC, arrears, E-tax etc.) towards recovery of past accumulated deficit.		
	(ii) 8% surcharge not to be levied on PPAC and PPAC should not be levied on 8% surcharge.		
	(iii) 8% surcharge should not be levied on the load violation surcharge as the penalty of 30% is already inherent in the load violation surcharge.		
	(iv) Distribution licensee should leave PPAC after considering rebate on energy charges available to the customer.		
	(v) In case of prepaid consumers, the rebate is applicable on the basic energy and fixed charges and all other charges should be calculated on the tariff applicable after rebate.		
	ASSUMED POWER FACTOR :	90%	
	No.F.1(365)/Estt./DERC/2015-16/1854		

Reference : DERC website

ELECTRICITY TARIFF IN DELHI (NDMC) w.e.f.01.10.2015

Category No.	Category of Service	Fixed/Demand Charges ¹	Energy Charges ²
1	Domestic		
	0 - 200 units	20 Rs/KW/Month	325 Paise/kWh
	201 - 400 units		460 Paise/kWh
	401 - 800 units		600 Paise/kWh
	801 - 1200 units		675 Paise/kWh
	Above 1200 units		800 Paise/kWh
2	Non Domestic		
2.1	Non Domestic (Low Tension) upto 140 KW / 150KVA		
a	Up to 10 kW	75 Rs/KW/Month	760 Paise/kWh
b	More than 10kW(11kVA) and less than & upto 140kW (150kVA)	90 Rs/kVA/Month	805 Paise/kVAh
c	More than 140 kW / 150kVA		
	(i) where supply is given from NDMC sub-station	150 Rs/KVA/Month	835 Paise/kVAh
	(ii) where applicant provides built up space for sub-station	135 Rs/KVA/Month	785 Paise/kVAh
2.2	Non-Domestic High Tension (NDHT)* - Supply AT 11 KV and above		
	For load greater than 108 kVA	125 Rs/KVA/Month	715 Paise/kVAh ³
*	Single point delivery supplier charge NDHT tariff to its LT consumers and in addition charge an extra 5% of bill amount at NDHT tariff to cover losses & all expenses.		
3	Small Industrial Power (SIP)	50 Rs/KW/Month	695 Paise/kVAh
4	Public Lighting		
	Metered		
a	Street Lighting ⁴		730 Paise/kWh
b	Signals and Blinkers		730 Paise/kWh
	Unmetered		
a	Street Lighting ⁴		780 Paise/kWh
b	Signals and Blinkers		780 Paise/kWh
5	Railway Traction (Supply at 33 / 66 / 220 kV)	150 Rs/KVA/Month	680 Paise/kVAh ³
6	DMRC (Supply at 220 kV and 66 kV)³	125 Rs/KVA/Month	610 Paise/kVAh
7	Advertisements and Hoardings	500 Rs/Connection/Month	1120 Paise/kVAh
8	Temporary Supply		
8.1	For a total period of		
8.1.1	less than 16 days	50% of the relevant category	Higher by 30%(Temp. Surcharge) of the relevant category
8.1.2	More than or equal to 16 days	Same as that of relevant category	Higher by 30%(Temp. Surcharge) of the relevant category
8.2	For Residential Cooperative Group Housing connections and other Residential connections	Same as that of relevant category	Same as Domestic Category without Temporary Surcharge
8.3	For religious functions of traditional and established characters and cultural activities	Same as Domestic Category	Same as Domestic Category without Temporary Surcharge
8.4	For major construction projects	Same as that of relevant category	Higher by 30%(Temp. Surcharge) of the relevant category
	Time of Day (TOD) Tariff # :		
	Month	Peak Hours	Surcharge on Energy Charges
	May - September	1300 - 1700 Hrs 2100-2400 hrs	20%
			Off-Peak Hours 0300 - 0900 Hrs
			Rebate on Energy Charges 20%
#	For other than peak and off-peak hours normal energy charges will be applicable		
	Notes on superscripts:		
1	All categories other than Domestic, Fixed Charges are to be levied on billing demand on per kW/ kVA or part thereof, basis.		
2	TOD tariff applicable on all consumers (other than domestic) whose sanctioned load/ MDI (whichever is higher) is 50 kW/ 54 kVA and above.		
3	Additional Rebate of 2.5% on energy charges on 11 kV rates for availing supply on 33/66 kV & 4% for supply at 220 kV.		
4	Maintenance charges on street lights would be additional to the specified tariff @ Rs 84/ light point/ month and material cost @ Rs 19/point /month.		
	ASSUMED POWER FACTOR	85%	
	Reference : DERC Website		

ELECTRICITY TARIFF IN GOA w.e.f. 01.04.2014			
Category	Category of Service	Demand/Fixed Charge	Energy Charge
(A)	LOW TENSION SUPPLY		
1(a)LTD	DOMESTIC and NON-COMMERCIAL		
	First 100 KWh/Month	20 Rs/Connection/Month	130 Paise/KWh
	101-200 KWh/Month	20 Rs/Connection/Month	190 Paise/KWh
	201-400 KWh/Month	20 Rs/Connection/Month	310 Paise/KWh
	Above 400 KWh/Month	20 Rs/Connection/Month	360 Paise/KWh
1(b)LTD	LOW INCOME GROUP (connected load 2X40 Watts)		
	Upto 2 Points	30.00 Rs/Connection/Month	
	For any unauthorised increase in load beyond 2X40 Watts, penal charges @ Rs. 25/month/Point shall be levied		
1(c)LTD	DOMESTIC MIXED		
	First 400 KWh/Month	45 Rs/Connection/Month	325 Paise/KWh
	Above 400 KWh/Month	45 Rs/Connection/Month	450 Paise/KWh
2 - LTC	COMMERCIAL		
	First 200 KWh/Month	30 Rs/Connection/Month	390 Paise/KWh
	201-400 KWh/Month	40 Rs/Connection/Month	430 Paise/KWh
	Above 400 KWh/Month	60 Rs/Connection/Month	470 Paise/KWh
3	Tariff- LTI/Industries		
	0-500 units	30 Rs/HP/Month	310 Paise/KWh
	above 500 units	30 Rs/HP/Month	350 Paise/KWh
4 - LTP	MIXED (HOTEL INDUSTRIES)	30 Rs/KW/Month	450 Paise/KWh
5	AGRICULTURE	12 Rs/HP/Month	130 Paise/KWh
6	PUBLIC LIGHTING	40 Rs/KW/Month	390 Paise/KWh
(B)	HIGH TENSION SUPPLY		
7 HTI	INDUSTRIAL	250 Rs/KVA/Month	390 Paise/KWh
	CONTRACT DEMAND 100KVA & ABOVE (industries, factories and other industrial purposes)		
8- HT	INDUSTRIAL (AT 11 KV -FERRO METALLURIGICAL/STEEL MELTING/ POWER INTENSIVE & STEEL ROLLING AT 33 KV)		
	All Units	325 Rs/KVA/Month	380 Paise/KWh
9- HTC	COMMERCIAL	250 Rs/KVA/Month	440 Paise/KWh
10 - HT - AG	AGRICULTURE (at 11 KV & above)	35 Rs/KVA/Month	140 Paise/KWh
11 - EHT-I	INDUSTRIAL (at 110 KV & above)	250 Rs/KVA/Month	380 Paise/KWh
12 - HT MES	MES/DEFENCE ESTABLISHMENTS (at 11 KV & above)	175 Rs/KVA/Month	370 Paise/KWh
(C)	TEMPORARY SUPPLY		
	FOR LIGHTS, FANS & SMALL APPLIANCES (for all purposes at low voltage for sanctioned load less than 100 kVA or 90 KW or 120 HP)		
13	LT - TEMPORARY		700 Paise/KWh
			60 Rs/KW/day or part there of subject to a minimum of Rs 300/-

Electricity Tariff & Duty and Average rates of electricity supply in India

FOR LIGHTS, FANS & SMALL APPLIANCES (for all purposes at high voltage for Contact Demand of 100 kVA and above)				
14	HT - TEMPORARY		Paise/KWh	120 Rs/kVA/ day or part there of
15	Hoarding / Sign Board	60 Rs/kVA/Month.	Paise/KWh	
	Power Factor Incentive			
0.5%	on demand and energy charges for every 1% increase in PF above 0.95 lagging for all high tension and extra-high tension installation			
	Power Factor Penalty			
1.0%	Surcharge for very 0.01 fall of the PF below 0.90 lagging for each fall of 0.01 in PF upto 0.7(lagging)shall be levied on the montly demand & energy charges.			
	In case PF is less than 0.7 lagging, consecutively for 3 months the installation is liable to be disconnected.			
	Time of Day Tariff (TOD):			
	Time of use	Demand Charges	Energy Charges	
	Normal Period (0700 Hrs - 1800 Hrs)	Normal Rate	Normal rate of energy charges	
	Evening peak load period (1800 Hrs - 2300 Hrs)	Normal Rate	120% of normal rate of energy charges	
	Off-peak load period (2300 Hrs - 0700 Hrs)	Normal Rate	90% of normal rate of energy charges	
	ASSUMED POWER FACTOR	90%		

Reference : JERC Websitedated 11.01.2016

ELECTRICITY TARIFF IN GUJARAT w.e.f. 01.04.2015					
Category	Category of Service	Demand/Fixed Charge	Energy Charge (Paise/KWh)	Reactive Energy Charge	
BPL	BPL HOUSEHOLD CONSUMERS				
	First 30 KWh/Month	5 Rs./Month	150		
	For remaining units		As per RGP		
RGP	URBAN AREAS				
	First 50 KWh/Month	15 Rs./Month for supply upto and including 2 KW	315		
	Next 50 KWh/Month		360		
	Next 100 KWh/Month	25 Rs./Month for supply above 2 to 4 KW	425		
	Next 50 KWh/Month		435		
	Above 250 KWh/Month		530		
RGP (RURAL)	RURAL AREAS				
	First 50 KWh/Month	45 Rs./Month for supply above 4 to 6 KW	275		
	Next 50 KWh/Month	70 Rs./Month for supply above 6 KW	320		
	Next 100 KWh/Month		385		
	Next 50 KWh/Month		395		
	Above 250 KWh/Month		500		
Non-RGP	AGGREGATE LOAD UP TO AND INCLUDING 40 KW				
	For entire consumption during the month upto 10kW	50 Rs./Month/kW for supply upto and including 10 KW	435		
	For entire consumption during the month above 10 kW	85 Rs./Month/kW for supply next 30 KW	465		
LTMD (A)	AGGREGATE LOAD ABOVE 40 KW AND UP TO 100 KW				
	i) For first 40 KW of billing demand	90 Rs./KW /Month	470	10 Paise/ KVARH	for seasonal consumers
	ii) Next 20 KW of billing demand	130 Rs./KW /Month			2970 Rs./annum/ KW
	iii) Above 60 KW of billing demand	195 Rs./KW /Month			480 Paise/unit for consumption during
	(B)	For billing demand in excess of the contract demand	265 Rs./KW /Month		
Non-RGP	For load up to 40 KW (Exclusive use in night hours	50% Charges specified in	260		
Night	from 10.00 PM to 06.00 AM next day) All Units	Non-RGP above			
LTMD - Night	For load above 40 KW (Exclusive use in night hours	50% Charges specified in	260	10 Paise/ KVARH	
	from 10.00 PM to 06.00 AM next day) All Units	LTMD above			
LTP	LOW TENSION LIFT IRRIGATION				
	For supply of electricity to Agriculyural Consumers load up to 125 HP	45 Rs /HP	180		
	requiring continuous (twenty-four hour) powe supply				
WWSP	WATER WORKS & SEWERAGE PUMPING				
	i) Operated by other than local authority	25 Rs./HP/Month	430		
	ii) Operated by local authority such as Municipal Corporation, Gujarat Water Supply & Sewerage Board located outside Gram Panchayat Area	20 Rs./HP/Month	410		
	iii) Operated by Municipalities / Nagar Palikas and Gram Panchayat or Gujarat Water Supply & Sewerage Board and located in Gram Panchayats		320		
	Time of Use Discount to all water works consumers for connected load of 50 HP and above for consumption during Off-peak Hours of the Day.				
	For Eneregy consumption during the Off-peak period viz.1100 Hrs to 1800 Hrs		40		
	For Eneregy consumption during the Night hours viz.2200 Hrs to 0600 Hrs next day		85		

Electricity Tariff & Duty and Average rates of electricity supply in India

AG	AGRICULTURAL (excluding installations covered under LTP-Lift Irrigation)			
	HP based Tariff	200 Rs./HP/Month		
	Metered Tariff	20 Rs./HP/Month	60	
	Tatkal Scheme	20 Rs./HP/Month	80	
SL	STREET LIGHTING			
	Street Lighting for Local Authorities and Industrial Estates		405	
	Optional KVAh		305	
	Street Lighting for consumers other than Local Authorities and Industrial Estates	30 Rs./KW/Month	405	
TMP	TEMPORARY			
	For temporary period at low voltage	15 Rs./ KW/ Day	465	
	HGH TENSION SUPPLY (3.3 KV & ABOVE, 3-PHASE), AND EXTRA HIGH TENSION			
HTP - I	Contracted load of 100 KVA and above for the purposes not specified in any other HT categories			
	a) For billing demand upto the contract demand			Payment of Demand charges based on KVA of billing demand
	i) First 500 KVA of billing demand	130 Rs./KVA/Month		
	ii) Next 500 KVA of billing demand	240 Rs./KVA/Month		
	iii) In excess of 1000 KVA of billing demand	425 Rs./KVA/Month		
	b) For billing demand in excess of contract demand	505 Rs./KVA/Month		
		PLUS		
	For entire consumption during the month			
	a) Upto 500 KVA of billing demand		435	
	b) Abve 500 KVA and upto 2500 KVA of billing demand		455	
	c) Above 2500 KVA of billing demand		465	
		PLUS		
	Time of Use Charges			
	For energy consumption during two peak period viz. 07:00 hrs. to 11:00 hrs.and 18:00 hrs.to 22:00 hrs.			
	(a) For billing demand up to 500 KVA		45	
	(b) For billing demand above 500 KVA		85	
	CONCESSION FOR USE OF ELECTRICITY DURING NIGHT HOURS: 10.00 PM to 06.00 AM next morning as is in excess of one third of the total energy consumed during the month,			
shall be eligible for cocession at the rate of 75 per unit.				
HTP - II	Contracted load of 100 KVA & above for Water Works and Sewerage pumping stations run by Loacl Authorities and GW&SB, GIDC Water Works			
	a) For billing demand upto the contract demand			
	i) First 500 KVA of billing demand	115 Rs./KVA/Month		
	ii) Next 500 KVA of billing demand	225 Rs./KVA/Month		Same as per HTP-I Tariff
	iii) In excess of 1000 KVA of billing demand	290 Rs./KVA/Month		
	b) For billing demand in excess of contract demand	360 Rs./KVA/Month		
		PLUS		
	For entire consumption during the month			
	a) Upto 500 KVA billing demand		435	
	b) Abve 500 KVA and upto 2500 KVA of billing demand		455	
	c) Above 2500 KVA of billing demand		465	
		PLUS		
	Time of Use Charges			
	For energy consumption during two peak period viz. 07:00 hrs. to 11:00 hrs.and 18:00 hrs.to 22:00 hrs.			
	(a) For billing demand up to 500 KVA		45	
	(b) For billing demand above 500 KVA		85	

Electricity Tariff & Duty and Average rates of electricity supply in India

HTP - III	Contracted load of 100 KVA and above for temporary period			
	a) For billing demand upto the contract demand	18 Rs./KVA/day	660	Same as per HTP-I Tariff
	b) For billing demand in excess of the contract demand	20 Rs./KVA/day		
		PLUS		
	Time of Use Charges			
	For energy consumption during two peak period viz. 07:00 hrs. to 11:00 hrs. and 18:00 hrs. to 22:00 hrs.		85	
HTP - IV	Contracted load of 100 KVA and above for regular power supply			
	For use of electricity exclusively during night hours from 10.00 PM to 6.00 AM next day.	33 % as specified in Rate HTP -I	240	Same as per HTP-I Tariff
HTP - V	Contracted load of 100 KVA and above for high tension agricultural consumers.			
	All units	50 Rs./KVA/Month	180	Same as per HTP-I Tariff
	RAILWAY TRACTION AT 132 KV / 66 KV			
	a) For billing demand upto the contract demand	180 Rs./KVA/Month	500	Same as per HTP-I Tariff
	b) For billing demand in excess of the contract demand	425 Rs./KVA/Month		
	Rebate on energy charges for supply at EHV is given to the categories HTP - I, HTP - II, HTP - III, HTP - IV, HTP - V and Railway Traction as below:			
	Rebate for supply at 33/66 KV	0.5%		
	Rebate for supply at 132 KV and above	1.0%		
	POWER FACTOR ADJUSTMENT CHARGES			
1%	on total amount on electricity bill under the head "Energy Charges" as Power Factor adjustment charge for HT consumers for each 1% drop or part thereof in PF below 90% upto 85%			
2%	on total amount on electricity bill under the head "Energy Charges" as additional Power Factor adjustment charge for HT consumers for each 1% drop or part thereof in PF below 85%			
0.5%	on total amount on electricity bill under the head "Energy Charges" as Power Factor rebate for HT consumers for every 1% rise or part thereof in PF above 95%			
	Fuel cost adjustment charge is applicable to all categories of consumers			
	Assumed Power Factor	90%		
	GERC Website			
Reference : Dakshin Gujrat Vij Company Limited letter No. DGVCL/C&R/General/CEA-Gol/11/10137 dated 03.08.2012				

ELECTRICITY TARIFF IN TORRENT POWER LTD., AHMEDABAD w.e.f. 01.04.2015				
Category	Category of service	Demand/Fixed Charge	Energy Charge (Paise/kWh)	Minimum charges
	LOW TENSION TARIFF			
BPL	BPL HOUSEHOLD CONSUMERS			
	First 30 KWh/Month	5 Rs./Month	150	
	For Remaining Units		As per RGP	
RGP	Other than BPL CONSUMERS			
	First 50 KWh/Month	25 Rs/Month/Installation for single phase supply	320	
	Next 150 KWh/Month	60 Rs/Month/Installation for three phase supply	390	
	For Remaining Units		490	
GLP	OTHER THAN RESIDENTIAL & USED FOR CHARITABLE PURPOSE			
	First 200 KWh/Month	30 Rs/Month/Installation for single phase supply	410	
	For Remaining Units	70 Rs/Month/Installation for three phase supply	480	
Non-RGP	NOT COVERED IN ANY OTHER LT CATEGORY UPTO AND INCLUDING 15 KW OF CONNECTED LOAD			
	a) For installations having connected load upto and including 5 KW	70 Rs/KW/Month	450	
	b) For installations having connected load more than 5 KW and upto 15 KW	90 Rs/KW/Month		
LTP (AG)	MOTIVE POWER INSTALLATIONS FOR AGRICULTURAL PURPOSES		330	10 Rs./BHP/Month
LTMD-1	INSTALLATIONS ABOVE 15 KW LOAD USED FOR COMMON SERVICES LIKE ELEVATORS, WATER PUMPING SYSTEMS & PUMPING STATIONS RUN BY LOCAL AUTHORITIES			
	1) For billing demand upto and including contract demand			
	a) First 50 KW of billing demand per month	150 Rs./KW/Month	455	
	b) Next 30 KW of billing demand per month	185 Rs./KW/Month	470	
	c) Rest of billing demand per month	245 Rs./KW/Month		
	2) For billing demand in excess of the contract demand			
		350 Rs./KW/Month		
LTMD-2	INSTALLATIONS ABOVE 15 KW LOAD NOT COVERED IN ANY OTHER LT CATEGORIES			
	A) For billing demand upto and including contract demand			
	a) First 50 KW of billing demand per month	175 Rs./KW/Month	470	
	b) Next 30 KW of billing demand per month	230 Rs./KW/Month	490	
	c) Rest of billing demand per month	300 Rs./KW/Month		
	B) For billing demand in excess of the contract demand			
		425 Rs./KW/Month		
SL	LIGHTING SYSTEMS FOR ILLUMINATION OF PUBLIC ROADS		420	
TMP	INSTALLATIONS FOR TEMPORARY CONNECTION		500	
	HIGH TENSION TARIFF			
HTMD-1	HT CONSUMERS CONTRACTING FOR MAXIMUM DEMAND OF 100 KW AND ABOVE (for purposes other than pumping stations run by local authorities)			
	A) For billing demand upto and including contract demand			
	a) First 400 KWh/KW/Month	260 Rs./KW/Month for billing demand upto 1000 KW	445	
	b) Remaining KWh consumed per month	335 Rs./KW/Month for billing demand 1000 KW & above	435	
	B) For Billing Demand in excess of the Contract Demand			
		385 Rs/KW/Month		

Electricity Tariff & Duty and Average rates of electricity supply in India

	TIME OF USE (TOU) CHARGE			
	For consumption during specified hours as mentioned below:			
	i) For April to October period - 1200 Hrs. to 1700 Hrs. & 1830 Hrs. to 2130 Hrs.			
	ii) For November to March period - 0800 Hrs. to 1200 Hrs. & 1800 Hrs. to 2200 Hrs.			
	a) For billing demand upto 300 KW		80	
	b) For billing demand above 300 KW		100	
HTMD-2	WATER & SEWAGE PUMPING STATIONS RUN BY LOCAL AUTHORITIES AND CONTRACTING FOR MAXIMUM DEMAND OF 100 KW AND ABOVE			
	A) For billing demand upto and including contract demand	225 Rs./KW/Month	400	
	B) For billing demand in excess of the contract demand	285 Rs./KW/Month		
	TIME OF USE (TOU) CHARGE			
	For consumption during specified hours as mentioned below:			
	i) For April to October period - 1200 Hrs. to 1700 Hrs. & 1830 Hrs. to 2130 Hrs.		60	
	ii) For November to March period - 0800 Hrs. to 1200 Hrs. & 1800 Hrs. to 2200 Hrs.			
HTMD-3	SUPPLY AT HIGH VOLTAGE CONTRACTING FOR NOT LESS THAN 100 KW FOR TEMPORARY PERIOD (Not taking supply on regular basis)			
	a) For billing demand upto contract demand	25 Rs./KW/Month	695	
	b) For billing demand in excess of the contract demand	30 Rs./KW/Month		
	TIME OF USE (TOU) CHARGE			
	For consumption during specified hours as mentioned below:			
	i) For April to October period - 1200 Hrs. to 1700 Hrs. & 1830 Hrs. to 2130 Hrs.		50	
	ii) For November to March period - 0800 Hrs. to 1200 Hrs. & 1800 Hrs. to 2200 Hrs.			
NTCT	NIGHT TIME CONCESSIONAL TARIFF			
	Electricity exclusively during night hours between 22.00 Hrs. and 06.00 Hrs	30% of demand charge under relevant Tariff Category	340	
	POWER FACTOR ADJUSTMENT CHARGE			
	Rebate for each 1% improvement in the Power Factor from 90% to 95%	0.15 Paise/KWh		
	Rebate for each 1% improvement in the Power Factor above 95%	0.27 Paise/KWh		
	Penalty for each 1% decrease in the Power Factor below 90%	3.00 Paise/KWh		
	ASSUMED POWER FACTOR	90%		
	Reference : Torrent Power Limited letter dated 03/10/2015			

ELECTRICITY TARIFF IN TORRENT POWER LTD., SURAT w.e.f. 01.04.2015

Category	Category of service	Demand/Fixed Charge	Energy Charge (Paise/kWh)
	LOW TENSION TARIFF		
BPL	BPL HOUSEHOLD CONSUMERS		
	First 30 kWh/Month	5 Rs/Month/Installation	150
	For Remaining Units		As per Residential
RGP	Other than BPL CONSUMERS		
(a)	First 50 kWh/Month	25 Rs/Month/Installation for single phase supply (Upto 6 kW load)	320
(b)	Next 50 kWh/Month	65 Rs/Month/Installation for three phase supply (Above 6 kW load)	365
(c)	Next 100 kWh/Month		425
(d)	Next 50 kWh/Month		435
(e)	Above 250 kWh/Month		505
GLP	Crematoriums, Charitable Institutions like hospital, dispensary , educational and Research Institute and Hostel, street lights, gardens and conveniences, Water works & sewerage pumping services operated by Municipal Corporations.	55 Rs/Month/Installation Single -phase load upto 6kW Three-phase load above 6kW	405
Non-RGP	NOT COVERED IN ANY OTHER LT CATEGORY UPTO AND INCLUDING 15 KW OF CONNECTED LOAD		
(a)	First 10 kW	70 Rs/KW/Month	435
(b)	Next 5 kW	90 Rs/KW/Month	455
LTMD	INSTALLATIONS ABOVE 15 KW LOAD AND NOT COVERED IN ANY OTHER LT CATEGORIES		
(a)	Up to 20 KVA of billing demand	115 Rs./KVA/Month	485
(b)	Above 20 KVA & up to 60 KVA billing demand	155 Rs./KVA/Month	
(c)	Above 60 KVA of billing demand	225 Rs./KVA/Month	
(d)	In excess of contract demand	250 Rs./KVA/Month	
	Reactive energy charges for load of 40 kVA & above - all units	10 Paise/kVArh	
TMP	INSTALLATIONS FOR TEMPORARY REQUIREMENT	25 Rs./KW/Day	500
AGP	MOTIVE POWER USED FOR IRRIGATION PURPOSE	20 Rs/HP/Month	60
	HIGH TENSION TARIFF		
HTMD-1	HT CONSUMERS at 3.3 kV and above for contacting the demand of 100 KVA and above (other than pumping stations run by Local Authorities)		
	First 400 Units/KVA/Month	170 Rs./KVA/Month for first 500 KVA of billing demand	480
	Remaining units above 400	285 Rs./KVA/Month above 500 KVA of billing demand	470
	In excess over contract demand	395 Rs./KVA/Month	
	TIME OF USE CHARGES:		
	For Energy Consumption during two peak periods viz. 0700 Hrs to 1100 Hrs and 1800 Hrs to 2200 Hrs		
	(a) For billing Demand upto 500 kVA		65
	(b) For billing Demand above 500 kVA		100
HTMD-2	WATER WORKS & PUMPING STATIONS RUN BY LOCAL AUTHORITIES-ENERGY AT 3.3 kV AND ABOVE AND CONTRACTING FOR DEMAND OF 100 KVA AND ABOVE		
	First 400 KWh/KVA/Month	140 Rs./KVA/Month for first 500 KVA of billing demand	475
	Remaining KWh consumed per month	225 Rs./KVA/Month for above 500 KVA of billing demand	470
	In excess over contract demand	360 Rs./KVA/Month	
	TIME OF USE CHARGES:		
	For Energy Consumption during two peak periods viz. 0700 Hrs to 1100 Hrs and 1800 Hrs to 2200 Hrs		
	(a) For billing Demand upto 500 kVA		45
	(b) For billing Demand above 500 kVA		80

Electricity Tariff & Duty and Average rates of electricity supply in India

HTMD-3	CONTRACTING FOR NOT LESS THAN 100 KVA FOR TEMPORARY PERIOD (not taking supply on regular basis under a proper agreement)			
	For billing demand up to Contract demand	25	Rs/KVA/day	695
	For billing demand in excess of Contract demand	35	Rs/KVA/day	
	TIME OF USE CHARGES:			
	For Energy Consumption during two peak periods viz. 0700 Hrs to 1100 Hrs and 1800 Hrs to 2200 Hrs			
	(a) For billing Demand upto 500 kVA			45
	(b) For billing Demand above 500 kVA			80
NTCT	NIGHT TIME CONCESSIONAL TARIFF			
	Energy consumed during night hours between 2200 and 0600 hrs.	30%	of the fixed/demand charge under the relevant tariff	340
	POWER FACTOR ADJUSTMENT CHARGES: (For HTMD-1, HTMD-2 & HTMD-3 & NTCT CATEGORY)			
	Levied for each 1% drop in the Power Factor from 90% to 85%	1%	on the total amount of electricity bills for the month under Energy Charges	
	Levied for each 1% drop in the Power Factor below 85%	2%	on the total amount of electricity bills for the month under Energy Charges in addition to above clause	
	Rebate for each 1% increase in the Power Factor above 95%	1%	on the total amount of electricity bills for the month under Energy Charges	
	REBATE FOR SUPPLY AT EHV (HTMD-1 & HTMD-2)			
	a) If supply is availed at 33/66 KV	0.5%	on energy charges	
	b) If supply is availed at 132 KV & above	1.0%	on energy charges	
	ASSUMED POWER FACTOR	90%		

Reference :Torrent Power Limited Website, Tariff Order dated 28.03.2015

ELECTRICITY TARIFF IN HARYANA w.e.f 01.04.2015

Sr. No.	Category of Service	Demand/Fixed Charge	Energy Charge Paise/kWh or kVAh	Monthly Minimum Charge
1	Domestic (LT)			
	Category I : Total consumption up to 100 units/month			
	0 - 50 kWh/Month	Nil	270	120 Rs for load upto 2 KW and
	51 - 100 kWh/Month	Nil	450	70 Rs above 2 KW
	Category II : Total consumption between 100 to 500 units/month			
	0-250 kWh/Month	Nil	500	120 Rs for load upto 2 KW and
	251-500 kWh/Month	Nil	605	70 Rs above 2 KW
2	Category III : Total consumption of 501 units/month and above			
	501 kWh/Month and above (flat tariff)	Nil	675	120 Rs for load upto 2 KW and 70 Rs above 2 KW
	Non Domestic(Above 20 KW Energy Charges in Paise/kvah)			
	Upto 5 KW (LT)	Nil	605	200 Rs for load upto 5 KW &
	Above 5 KW and upto 20 KW (LT)	Nil	675	185 Rs Above 5 KW to 20 KW
	Above 20 KW and upto 50 KW (LT)	170 Rs/KW/Month	615	Nil
3	Existing consumers above 50 KW upto 70 KW (LT)	170 Rs/KW/Month	650	Nil
	Consumers above 50 KW (HT)	170 Rs/KW/Month	630	Nil
	HT Industry (above 50 KW)			
	Supply at 11 KV(ENERGY CHARGES IN Paise/kvah)	170 Rs/KVA/Month	615	Nil
	Supply at 33 KV		605	Nil
	Supply at 66 KV or 132 KV		595	Nil
	Supply at 220 KV		585	Nil
Supply at 400 KV	575		Nil	
Arc furnaces/ Steel Rolling Mills	200 Rs/KVA/Month	645	Nil	
4	LT Industry (upto 50 KW)(ENERGY CHARGES IN Paise/kVah)			
	Upto 10 KW	Nil	595	185 Rs/kWh/Month
	Above 10 KW and upto 20 KW	Nil	625	
	Above 20 KW and upto 50 KW	170 Rs/KW/Month	600	Nil
5	Exsting consumers above 50 KW upto 70 KW (LT)		625	
	Agriculture Tube-well Supply (Metered)			
	(i) with motor upto 15 BHP	Nil	10	200 Rs/BHP/Annum
	(ii) with motor above 15 BHP	Nil	8	
	Agriculture Tube-well Supply (Un-Metered)			
	(i) with motor upto 15 BHP	15 Rs/BHP/Month	Nil	Nil
(ii) with motor above 15 BHP	12 Rs/BHP/Month	Nil	Nil	
6	Public Water Works	180 Rs/KW/Month	690	Nil
7	Lift Irrigation	180 Rs/BHP/Month	690	Nil
8	MITC	180 Rs/BHP/Month	690	Nil
9	Railway Traction (ENERGY CHARGES IN Paise/kvah)			
	Supply at 11 KV	160 Rs/KVA/Month	610	Nil
	Supply at 33 KV		600	Nil
	Supply at 66 KV or 132 KV		590	Nil
10	Supply at 220 KV		580	Nil
	DMRC (ENERGY CHARGES IN Paise/kvah)			
	Supply at 66 KV	160 Rs/KVA/Month	590	Nil
	Supply at 132 KV		590	Nil

Electricity Tariff & Duty and Average rates of electricity supply in India

11	Bulk Supply (ENERGY CHARGES IN Paise/kvah)				
	Supply at LT	160	Rs/KW/Month	610	Nil
	Supply at 11 KV			600	
	Supply at 33 KV			590	
	Supply at 66 KV or 132 KV			580	
	Supply at 220 KV			575	
12	Bulk Domestic Supply (70 KW & above at 11 KV or above)				
	Upto 500 units/month/flat/dwelling unit	100	Rs/KW of re-corded	470	Nil
	501 units/month or more/flat/dwelling unit			585	
13	Street Lighting		Nil	690	180 Rs/KW/Month
14	Independent Hoarding / Decorative Lighting	180	Rs/KW/Month	830	Nil
15	Temporary Metered Supply	1.5 times the energy charges of relevant category for which temporary supply has been sought plus fixed charges/ MMC of relevant category.			
NOTES:					
	Assumed Power Factor	85%			

Reference: Dakshin Haryana Bijli Vitran Nigam Limited WEBSITE

ELECTRICITY TARIFF IN HIMACHAL PRADESH w.e.f 01.04.2015

Category	Category of Service	Demand Charge	Energy Charge	Consumer Service Charge (Rs./Month)
DS	DOMESTIC SUPPLY (energy charges after GoHP subsidy)			
	Lifeline Consumers (Upto 60 kWh/Month)		285 Paise/kWh	30
A	Other Consumers (Other than Pre-Paid Metered)			
	0-125 kWh/Month		350 Paise/kWh	40
	126-300 kWh/Month		440 Paise/kWh	
	Above 300 kWh/Month		470 Paise/kWh	
B	Other Consumers (Pre-Paid Meter) - All Unts			
			440 Paise/kWh	
NDNCS	NON DOMESTIC NON COMMERCIAL SUPPLY (NDNCS)			
	Single Part Tariff for contract demand <=20 kVA		470 Paise/kWh	70
	Two part Tariff for contract demand >20 kVA	120 Rs./kVA/Month	440 Paise/kVAh	0
CS	COMMERCIAL SUPPLY			
	Single Part Tariff for contract demand <=20 kVA		495 Paise/kWh	70
	Two part Tariff for contract demand >20 kVA			
	20-100 kVA	80 Rs./kVA/Month	470 Paise/kVAh	0
	Above 100 kVA	140 Rs./kVA/Month	460 Paise/kVAh	0
SIP	SMALL INDUSTRIAL POWER SUPPLY (contract demand not exceeding 50 kVA)			
	Single Part Tariff for contract demand <=20 kVA		470 Paise/kWh	90
	Two part Tariff for contract demand >20 kVA <=50 kVA	80 Rs./kVA/Month	450 Paise/kVAh	0
	Peak Load Charge (PLC) for contract demand <=20 kVA	Nil	1.5 times of normal kWh charges	
	Peak Load Charge (PLC) for contract demand >20 kVA	100 Rs./kVA/month	640 Paise/kVAh	
MIP	MEDIUM INDUSTRIAL POWER SUPPLY (contract demand above 50 kVA but not exceeding 100 kVA)			
	Two part Tariff	100 Rs./kVA/Month	450 Paise/kVAh	0
	Peak Load Charge (PLC) for contract demand >50 kVA	100 Rs./kVA/month	620 Paise/kVAh	
LIPS	LARGE INDUSTRIAL POWER SUPPLY (contract demand exceeding 100 kVA)			
	Two part Tariff			
	EHT	350 Rs./kVA/Month	410 Paise/kVAh	0
	HT-1 (Contract Demand up to and including 1 MVA)	200 Rs./kVA/Month	450 Paise/kVAh	0
	HT-2 (Contract Demand above 1 MVA)	350 Rs./kVA/Month	420 Paise/kVAh	0
	Peak Load Charge (PLC) : Additional Charges on the average demand during peak load hours			
	EHT	100 Rs./kVA/Month	600 Paise/kVAh	
	HT - 1		620 Paise/kVAh	
	HT - 2		620 Paise/kVAh	
IDWPS	IRRIGATION AND DRINKING WATER POWER SUPPLY			
	Single Part Tariff for contract demand <=20 kw (energy charges after GoHP subsidy)		350 Paise/kWh	50
	Two part Tariff for contract demand >20 kw (energy charges after GoHP subsidy) LT Supply		100 Paise/kWh	nil
	LT Supply	40 Rs./kVA/Month	460 Paise/kVAh	nil
	HT Supply	350 Rs./kVA/Month	420 Paise/kVAh	nil

Electricity Tariff & Duty and Average rates of electricity supply in India

	EHT Supply	350	Rs./kVA/Month	400	Paise/kVAh	nil
	Peak Load Charge (PLC) : Additional Charges on the average demand during peak load hours					
	LT	100	Rs./kVA/Month	640	Paise/kVAh	
	HT			620	Paise/kVAh	
	EHT			600	Paise/kVAh	
BS	BULK SUPPLY					
	Two Part Tariff					
	LT Supply	200	Rs./kVA/Month	485	Paise/kVAh	nil
	HT Supply	300	Rs./kVA/Month	435	Paise/kVAh	
	EHT Supply			400	Paise/kVAh	
SLS	STREET LIGHTING SUPPLY (Single Part Tariff)					
	LINE MAINTENANCE AND LAMP RENEWAL CHARGES					
	(i) Where the bulbs, tubes etc. are to be provided and replaced at the cost of the HPSEBL					
	Description	Charge (Rs./Point/Month)				
	a) Bulbs all Wattage	14				
	b) Mercury Vapour Lamps upto 125 Watt	40				
	c) Mercury Vapour Lamps 126 Watt to 400 Watt	95				
	d) Fluoescent 2 ft. 20 Watt single tube fixture	21				
	e) Fluoescent 2 ft. 20 Watt double tube fixture	35				
	f) Fluoescent 4 ft. single tube fixture	35				
	g) Fluoescent 4 ft. double tube fixture	48				
	(ii) When the bulbs/Mercury vapour Lamps/tubes and other accessories are provided by the Public Lighting consumers and only replacement is to be					
	done by the HPSEBL					
	Description	Charge (Rs./Point/Month)				
Bulbs	7					
Tubes and MVL etc.	12					
Sodium/Neon Vapour lamps or any other fixtures not covered above	18					
TMS	TEMPORARY METERED SUPPLY					
	Single Part Tariff for contract demand <=20 kVA			750	Paise/kWh	140
	Two Part Tariff for contract demand > 20 kVA)			350	Rs./kVA/Month	600 Paise/kVAh
	RAILWAY TRACTION: >=66 kV					
Two Part Tariff for contract demand > 20 kVA)			350	Rs./kVA/Month	450 Paise/kVAh	0
CHARACTER OF SERVICE - Applicable to all categories except Railway Traction						
	Maximum Connected Load		Standard Supply Voltage			
	50 kW		1 Phase 230 V or 3 Phase 415 V OR 2.2 KV			
	3 MW		3 phase 11 kV or 22 kV			
	12 MW		3 phase 33 kV			
	14 MW		3 phase 66 kV			
	No limits		3 phase 132 kV or 220 kV			
LOWER VOLTAGE SUPPLY SURCHARGE (LVSS) - Consumers availing supply at a voltage lower than the 'Standard Supply Voltage' be charged in addition to other charges.						
	STANDARD SUPPLY VOLTAGE		ACTUALLY AVAILED SUPPLY VOLTAGE		LVSS	
	11 kV or 15 kV or 22 kV		1 Phase 0.23 kV or 3 Phase 0.415 kV or 2.2		5%	

Electricity Tariff & Duty and Average rates of electricity supply in India

	33 kV	11 kV or 22 kV	3%
	66 kV	33 kV	2%
	>=132 kV	66 kV	2%

LOWER VOTAGE METERING SURCHARGE (LVMS) - Applicable to consumers @

2% on the amount of only the energy charges billed in respect of consumers, for whom the metering for maximum demand or energy consumption or both, is done on the lower voltage side of the transformer, instead of higher voltage side at which the supply had been sanctioned by HPSEBL.

LATE PAYMENT SURCHARGE (LPS) - Applicable to consumers @

2% per month or part thereof , on the outstanding amount excluding electricity duty/ taxes for all the consumer catgories

POWER FACTOR SURCHARGE (PFS): In case of categories SIP and IDWPS if at any time the power factor of consumers having connected load upto and including 20 KW is found to be below 0.90 lagging, a surcharge @

10% on the amount of energy charges irrespective of the voltage of supply shall be charged from the consumer till such time the consumer has improved his power factor to at least 0.90 lagging by suitable means.

ASSUMED POWER FACTOR 90%

Reference : HPSEB letter No. HPSEBL/CE(Comm.)SERC-41/2015/9039 dated 01.10.2015

ELECTRICITY TARIFF IN JAMMU & KASHMIR w.e.f 01.04.2015

Category	Category of Service	Fixed Charge		Energy Charge (Paise/kWh)	Minimum charges	
Sch. 1	DOMESTIC SUPPLY					
	Below Poverty Line (upto 30 units/month)	5.00	Rs/kW/Month	119		
	METERED CONSUMERS					
	Upto 100 units/month	5.00	Rs/kW or part thereof/ Month	154	Nil Rs./month for connected load upto 1/4 KW	
	101 - 200 units/month			200	Nil Rs./month for connected load above 1/4 KW upto 1/2 KW	
	201 - 400 units/month			300	Nil Rs./month for connected load above 1/2 KW upto 1 KW	
	Above 400 units/month			320	Nil Rs./month for connected load above 1 KW for every 1/4 KW or part thereof	
	UN-METERED CONSUMERS (FLAT RATE)					
	Connected load upto 1/4 KW	89.00	Rs./Month			
	Connected load above 1/4 KW upto 1/2 KW	295.00	Rs./Month			
	Connected load above 1/2 KW upto 3/4 KW	445.00	Rs./Month			
	Connected load above 3/4 kW upto 1 KW	585.00	Rs./Month			
	Connected load above 1 KW upto 1 1/4 kW	725.00	Rs./Month			
	Connected load above 1 1/4 KW upto 1 1/2 kW	865.00	Rs./Month			
Connected load above 1 1/2 KW upto 1 3/4 kW	1005.00	Rs./Month				
Connected load above 1 3/4 KW upto 2 kW	1145.00	Rs./Month				
Connected load above 2 kW	1145.00	Rs./Month plus Rs. 460 for every additional 1/4 KW or part thereof				
Sch. 2	NON-DOMESTIC / COMMERCIAL (METERED SUPPLY)					
	a) Single Phase (Load upto 5kW)					
	Upto 100 units/month	40.00	Rs./KW/Month	255		
	101 - 200 units/month			270		
	201 - 300 units/month			390		
	Above 300 units/Month			420		
	b) Three Phase (Load above 5 kW & upto 100 kW)					
	For all Units	95.00	Rs./KW/Month	455		
	Load (in kW) to be rounded off to the next 1/2 kW for the purpose of application of Fixed Charges.					
	UNMETERED (FLAT RATE SUPPLY)					
Connected load upto 1/4 KW	280.00	Rs./Month				
Connected load above 1/4 KW upto 1/2 KW	720.00	Rs./Month				
Connected load above 1/2 KW upto 1 KW	1430.00	Rs./Month				
Connected load above 1 KW	1925.00	Rs./Month for every KW and part thereof				
Sch. 3	STATE / CENTRAL GOVT.DEPARTMENTS					
	For all Units (Metered Consumers)	30.00	Rs./KW/Month	630		
	11 KV Supply				2.5% rebate on energy charges	
	33 kV & above Supply				5.0% rebate on energy charges	
Sch. 4	AGRICULTURAL/IRRIGATION (METERED)					
	0 to 10 HP	15.00	Rs/HP/Month	60	Nil Rs /HP/Annum	
	11 - 20 HP	20.00	Rs/HP/Month	65	Nil Rs /HP/Annum	
	Above 20 HP	40.00	Rs/HP/Month	475	Nil Rs /HP/Annum	
Note:	2.5% & 5% rebate on energy charges for connection at 11 kV and 33 kV and above respectively.					
	UNMETERED (FLAT RATE)					
	0 to 10 HP	185.00	Rs./HP/Month			
	11 - 20 HP	200.00	Rs./HP/Month			
	Above 20 HP	1275.00	Rs./HP/Month			

Electricity Tariff & Duty and Average rates of electricity supply in India

Sch. 5	PUBLIC STREET LIGHTING (METERED)				
	For all Units	40.00	Rs./KW/Month	500	
	UNMETERED	1350.00	Rs / kW/ month or any part thereof		
Sch. 6	LT PUBLIC WATER WORKS (METERED)				
	For all Units	45.00	Rs./KW/Month	555	
	UNMETERED	1465.00	Rs / kW/ month		
Sch. 7	HT PUBLIC WATER WORKS (METERED)				
	11 kV Supply *	220.00	Rs / kVA/ month ^	395 Paise/ kVAh	
	33 kV & above Supply	210.00	Rs / kVA/ month ^	375 Paise/ kVAh	
Sch. 8	LT INDUSTRIAL				
LTIS I	For all metered consumers except those covered under LTIS II ^^	47.00	Rs / kW/ month ^^^	300	
LTIS II	For all metered consumers# having load upto 15 HP/ 11.19 kW ^^	20.00	Rs / kW/ month ^^^	300	
#	Atta Cakkis, Rice huskers, Oil expellers, Cotton grinning etc. in rural and unorganised sector load up to 15HP (11.19 kW).				
Sch. 9	HT INDUSTRIAL				
	11 kV Supply *	130.00	Rs / kVA/ month ^	268 Paise/ kVAh	
	33 kV Supply **	130.00	Rs / kVA/ month ^	260 Paise/ kVAh	
Sch. 10	HT INDUSTRIAL (Power Intensive Industries)				
	11 kV Supply	195.00	Rs / kVA/ month ^	321 Paise/ kVAh	
	33 kV Supply **	190.00	Rs / kVA/ month ^	298 Paise/ kVAh	
Sch. 11	GENERAL PURPOSE BULK SUPPLY				
	11 kV Supply *	193.00	Rs / kVA/ month ^	378 Paise/ kVAh	
	33 kV Supply **	187.00	Rs / kVA/ month ^	362 Paise/ kVAh	
Sch. 12	LT AND HT TEMPORARY CONNECTION				
	1.5 times the applicable rates (on fixed/ demand and energy charges)				
	Temporary connection shall be granted for a period of upto 3 months at a time. If the period is extended beyond 3 months, tariff would be				
	two times the applicable fixed/demand and energy charges.				
	ASSUMED POWER FACTOR	85%			
*	For Connections load above 100 KW metered on LT, Additional 5% Surcharge on Demand and Energy Charges at 11 KV tariff shall be chargeable.				
^	Or part thereof on Billing Demand				
^^	For Connections with sanctioned load below 100 kW supplied and metered on HT, 5% rebate on Energy Charges shall be allowed.				
^^^	Load (in kW) to be rounded off to the next whole number for the purpose of application of Fixed Charges.				
**	Rebate to connections at higher voltages: For 66 KV- 1.5% on energy charge for 33 KV supply.				
	Reference : J&K State Electricity Regulatory Commission website				

ELECTRICITY TARIFF IN JHARKHAND w.e.f. 01.08.2012

Category No.	Category of Service	Fixed Charge		Energy Charge	Minimum Monthly Charge
				Paise/kWh	
DS	DOMESTIC SERVICE				
DS-I(a)	Kutir Jyoti for load upto 100 Watts for rural areas				
	0-100 kWh/Month (metered)	15	Rs/Month	120	
	Kutir Jyoti (Unmetered)	40	Rs/Month	Nil	
DS-I(b)	For other consumers in rural areas connected load upto 2 KW (metered)				
	0 - 200 kwh/month	25	Rs/Month	140	
	Above 200 kWh/Month	25	Rs/Month	150	
	For other consumers in rural areas connected load upto 2 KW (Unmetered)	100	Rs/Month	Nil	
DS- II	For urban areas covered by Notified Area Committee/ Municipality/ Municipal Corporation/ All Disst.Towns/ All Sub-Divisional Towns /All Block Headquarters/ Industrial Areas/ Contiguous sub-urban areas all market places urban or rural and for connecting l				
	0-200 kWh/Month	40	Rs/Month	240	
	Above 200 kWh/Month	60	Rs/Month	290	
DS- III	For load exceeding 4 KW	100	Rs/Month	300	
DS-HT	Supply to housing complex/ multistoreyed buildings at 11 KV & load above 85.044 KW	75	Rs/KVA/Month	260	
NDS	NON-DOMESTIC SERVICE				
NDS-I	For rural areas connected load upto 2 KW (metered) - All Consumption	30	Rs/Month	175	
	For rural areas connected load upto 2 KW (Unmetered)	175	Rs/Month upto 1 kW &	Nil	
		60	Rs for every additional kW		
NDS- II	For urban areas for connected loads upto 85.044 KW covered by Notified Area Committee/ Municipality/ Municipal Corporation/ All Disst.and Sub-Divisional Towns /All Block Headquarters/ Industrial Areas and Contiguous Sub-urban areas. Also applicable to co				
	All consumption	175	Rs./kW/Month	525	
NDS - III	ADVERTISING & HOARDINGS				
	For Single Phase for load upto 2 KW & Three Phase for load exceeding 2 KW.	150	Rs./Month	600	
LTIS	LOW TENSION INDUSTRIAL & MEDIUM POWER SERVICE				
	Installation Based Tariff upto 114 HP	130	Rs/HP/Month	490	
	Demand Based Tariff upto 100 KVA	235	Rs/KVA/Month	490	
IAS	IRRIGATION & AGRICULTURE SERVICE				
IAS - I	For private tubewells & private lift irrigation schemes (metered)		Nil	60	
	For private tubewells & private lift irrigation schemes (Unmetered)	70	Rs/HP/Month	Nil	
IAS - II	For State tubewells & State lift irrigation schemes (metered)		Nil	100	
	For State tubewells & State lift irrigation schemes (Unmetered)	280	Rs/HP/Month	Nil	
HTS	HIGH TENSION VOLTAGE SUPPLY SERVICE				
	Consumers having contract demand above 100 KVA (AT 11/ 33/ 132 kV & above)	235	Rs/KVA/Month	540	
	TIME OF THE DAY (TOD) TARIFF FOR HTS CONSUMERS				
	PEAK HOURS (06.00 AM to 10.00 AM & 06.00 PM to 10.00 PM)	120%	of normal rate of energy charge		
	OFF-PEAK HOURS (10.00 PM to 06.00 AM)	85%	of normal rate of energy charge		
HTSS	HT SPECIAL SERVICE FOR INDUCTION / ARC FURNACE				
	Consumers having contract demand of 300 KVA and more (AT 11/ 33/ 132 kV & above))	410	Rs/KVA/Month	325	
RTS	RAILWAY TRACTION SERVICE				
	AT 25 KV or 132 KV	220	Rs/KVA/Month	540	

Electricity Tariff & Duty and Average rates of electricity supply in India

SS	STREERET LIGHT SERVICE				
SS- I	Metered Street Light Service	35	Rs/Month	445	
SS- II	Unmetered Street Light Service	140	Rs/Month/100 watt lamp &	Nil	
		30	Rs for every additional 50 w.		
REC	RURAL ELECTRIC CO-OPERATIVE / Small Housing Group (AT 11/33 KV)	Nil		90	
MES	BULK SUPPLY TO MILITARY ENGINEERING SERVICE	205	Rs/KVA/Month	405	
	VOLTAGE REBATE TO THE HTS & HTSS CONSUMERS				
3.00%	Rebate for power supplied at 33 KV				
5.00%	Rebate for power supplied at 132 KV				
5.50%	Rebate for power supplied at 220 KV				
6.00%	Rebate for power supplied at 440 KV				
	LOAD FACTOR REBATE TO THE HTS & HTSS CONSUMERS				
	LOAD FACTOR		LOAD FACTOR REBATE		
	40 -60 %	0.0%			
	60 -70 %	7.5%			
	70 -100 %	10%			
	ASSUMED POWER FACTOR	85%			
	Delayed payment surcharge @ 1.5% per month and part thereof. The due date for making payment of energy bills or other charges shall be 15 days from the date of serving of bill. The bill should be generated and delivered on monthly basis.				
	POWER FACTOR PENALTY: For HTS, HTSS, IAS, RTS and LTIS with maximum demand meter, in case average power factor in a month for a consumer falls below 0.85, a penalty @ 1% for every 0.01 fall in power factor from 0.85 to 0.60; plus 2% for every 0.01 fall be				
	POWER FACTOR REBATE: For HTS, HTSS, IAS, RTS and LTIS with maximum demand meter, in case average power factor as maintained by the consumer is more than 85%, a rebate of 1% and if power factor is more than 95%, a rebate of 2% on demand and energy charges				

Reference : Jharkhand State Electricity Board Letter No. CE(C&R)/748/10-11/2080 dated 30.10.2012

ELECTRICITY TARIFF IN KARNATAKA w.e.f. 01.05.2014				
Sl. No.	Category of Service	Demand / Fixed Charge	Energy Charge	Monthly Minimum Charge
			(P/kWh)	
LT-1	Bhagyajyothi and Kutirajyothi (BK/KJ) schemes (Upto 18 KWh/Month)			
LT-2(a)	Domestic (lighting/ combined lighting, heating and motive power installations)			
LT-2(a)(i)	Applicable to areas coming under Bruhat Bangalore Mahanagara Palike (BBMP), Municipal Corporation and all Urban Local Bodies.			
	0 - 30 units (Lifeline consumption)	25 Rs/KW/Month for the first KW	270	
	31 - 100 units	35 Rs/KW/Month for every additional KW	400	
	101 - 200 units		525	
	Above 200 units		625	
LT-2(a)(ii)	Applicable to areas under Village Panchayats			
	0 - 30 units (Lifeline consumption)	15 Rs/KW/Month for the first KW	260	
	31 - 100 units	25 Rs/KW/Month for every additional KW	370	
	101 - 200 units		495	
	Above 200 units		575	
LT-2(b)	Private Professional and other Private Educational Institutions			
LT-2(b)(i)	Applicable to areas under Bruhat Bangalore Mahanagara Palike (BBMP) and Municipal Corporation and all areas under Urban Local Bodies.			
	0 - 200 units	35 Rs/KW/Month subject to a minimum of	600	
	Above 200 units	65 Rs/Month	720	
LT-2(b)(ii)	Applicable to areas under Village Panchayats			
	0 - 200 units	25 Rs/KW/Month subject to a minimum of	550	
	Above 200 units	50 Rs/Month	670	
LT-3	Applicable to Commercial Lighting, Heating and Motive Power installations			
LT-3(i)	Applicable to areas under Bruhat Bangalore Mahanagara Palike (BBMP), Municipal Corporation and all areas under Urban Local Bodies.			
	0 - 50 units	40 Rs./KW/Month	675	
	Above 50 units		775	
	Demand base Tariff (Optional) where sanctioned load is above 5 KW but below 50 KW	55 Rs./KW/Month	As above	
LT-3(ii)	Applicable to areas under Village Panchayats			
	0 - 50 units	30 Rs./KW/Month	625	
	Above 50 units		725	
	Demand base Tariff (Optional) where sanctioned load is above 5 KW but below 50 KW	45 Rs./KW/Month	As above	
LT-4(a)	I P Sets (Up to and inclusive of 10 HP)			
		Free		
LT-4(b)	I P Sets (above 10 HP)			
		30 Rs./HP/Month	215	
LT-4 (c) (i)	Private Horticulture Nurseries, Coffee, Tea and Rubber plantations of sanctioned load up to and inclusive of 10 HP.			
		20 Rs./HP/Month	215	
LT-4 (c) (ii)	Private Horticulture Nurseries, Coffee, Tea and Rubber plantations of sanctioned load above 10 HP.			
		30 Rs./HP/Month	215	
LT-5	Industrial (Heating & Motive power including lighting)			
LT-5(a)	Applicable to Bruhat Bangalore Mahanagara Palike (BBMP) and Municipal Corporation.			
	0 - 500 units	30 Rs./HP/Month for 5 HP & below	475	
		30 Rs./HP/Month for above 5 HP and below 40 HP		
	Above 500 units	40 Rs./HP/Month for 40 HP and above but below 67 HP	585	
		110 Rs./HP/Month for 67 HP and above		
	Demand base Tariff (Optional)	50 Rs./KW/Month of billing demand for above 5 HP & less than 40 HP	Same as above	
		70 Rs./KW/Month of billing demand 40HP & above but less than 67 HP		
		160 Rs./KW/Month of billing demand for 67 HP and above		
LT-5(b)	Applicable to all areas other than those covered under LT-5(a)			
	0 - 500 units	25 Rs./HP/Month for 5 HP & below	455	
	501 - 1000 units	30 Rs./HP/Month for above 5 HP and below 40 HP	535	

Electricity Tariff & Duty and Average rates of electricity supply in India

	Above 1000 units	35 Rs./HP/Month for 40 HP and above but below 67 HP	565	
		100 Rs./HP/Month for 67 HP and above		
	Demand base Tariff (Optional)	45 Rs./KW/Month of billing demand for above 5 HP and less than 40 HP	Same as above	
		60 Rs./KW/Month of billing demand for 40 HP and above but below 67 HP		
		150 Rs./KW/Month of billing demand for 67 HP and above		
	TOD Tariff applicable to LT 5(a) & (b) at the option of the consumer			
	TIME OF DAY	Increase (+) / reduction (-) in energy charges over the normal tariff applicable		
	22.00 Hrs to 06.00 Hrs	(-) 125 Paise per kWh		
	06.00 Hrs to 18.00 Hrs	0		
	18.00 Hrs to 22.00 Hrs	(+) 100 Paise per kWh		
LT-6(a)	Water Supply and sewerage pumping	35 Rs./HP/Month	330	
LT-6(b)	Public Lighting	50 Rs./KW/Month	485	
LT-7	Temporary Power Supply & Advertising Hoardings			
	less than 67 HP	Nil	900	160
HT-1	Public Water Works	180 Rs./Month/KVA of billing demand	400	
	TOD Tariff at the option of the consumer			
	TIME OF DAY	Increase (+) / reduction (-) in energy charges over the normal tariff applicable		
	22.00 Hrs to 06.00 Hrs	(-) 125 Paise per kWh		
	06.00 Hrs to 18.00 Hrs	0		
	18.00 Hrs to 22.00 Hrs	(+) 100 Paise per kWh		
HT-2(a)	Industrial			
HT-2(a) (i)	Applicable to areas under Bruhat Bangalore Mahanagara Palike (BBMP) and Municipal Corporation.			
	First 100000 units	180 Rs./Month/KVA of billing demand	575	
	For balance units		615	
	Railway Traction and Effluent Treatment Plants (all units)	180 Rs./Month/KVA of billing demand	540	
	Bangalore Metropolitan Railway Corp. Ltd. (BMRCL)	180 Rs./Month/KVA of billing demand	520	
HT-2(a) (ii)	Applicable to areas other than those covered under HT-2(a)(i)			
	First 100000 units	170 Rs./Month/KVA of billing demand	570	
	For balance units		600	
	Railway Traction and Effluent Treatment Plants (all units)	180 Rs./Month/KVA of billing demand	540	
HT-2(b)	Commercial			
HT-2(b) (i)	Applicable to areas coming under Bruhat Bangalore Mahanagara Palike (BBMP) and Municipal Corporation.			
	First 200000 units	200 Rs./Month/KVA of billing demand	735	
	For balance units		765	
HT-2(b) (ii)	Applicable to areas other than those covered under HT-2(b)(i)			
	First 200000 units	190 Rs./Month/KVA of billing demand	715	
	For balance units		745	
HT-2(c)(i)	Government Hospitals and Hospitals run by Charitable Institutions and ESI hospitals and Universities, Govt. Educational Institutions, local bodies, aided institutions & hostels.			
	First 100000 units	170 Rs./Month/KVA of billing demand	540	
	For balance units		590	
HT-2(c)(ii)	Applicable to Hospitals and Educational Institutions other than those covered under HT-2(c)(i)			
	First 100000 units	170 Rs./Month/KVA of billing demand	640	
	For balance units		690	
	TOD Tariff applicable to HT 2 (a), HT 2(b) and HT 2(c) category			
	TIME OF DAY	Increase (+) / reduction (-) in energy charges over the normal tariff applicable		
	22.00 Hrs to 06.00 Hrs	(-) 125 Paise per kWh		
	06.00 Hrs to 18.00 Hrs	0		
	18.00 Hrs to 22.00 Hrs	(+)100 Paise per kWh		
HT-3(a) (i)	Applicable to Lift Irrigation Schemes under Govt. Departments / Govt. owned Corporations	Nil	150	1000
HT-3(a) (ii)	Applicable to Pvt. Lift Irrigation schemes and lift Irrigation Societies connected to Urban / Express feeders	30 Rs./Month/HP of sanctioned load	150	
HT-3(a) (iii)	Applicable to Pvt. Lift Irrigation schemes and lift irrigation Societies other than those covered under HT-3(a)(ii)	10 Rs./Month/HP of sanctioned load	150	

Electricity Tariff & Duty and Average rates of electricity supply in India

HT-3(b)	Applicable to Irrigation & Agricultural Farms, Government Horticultural Farms, Coffee, Tea, Rubber plantations etc.	Nil	350	1000
HT-4	Residential apartments and colonies (all areas) availing supply independently or by tapping the main HT line.			
	All consumption	100 Rs./KVA of billing Demand	530	
HT-5	Temporary Power Supply of all categories including Hoarding & Advertisement boards.			
	67 HP and above	210 Rs./Month/HP of sanctioned load	900	
	Assumed Power Factor	90%		
	Rebate for supply at high voltage to consumers (Other than Railway Traction): If the consumer is availing power at voltage higher than 13.2 KV, he will be entitled to a rebate as indicated below.			
	Supply Voltage	Rebate		
	A) At 33/66 KV	2 Paise/kWh of energy consumed		
	B) At 110 KV	3 Paise/kWh of energy consumed		
	C) At 220 KV	5 Paise/kWh of energy consumed		

Reference: Bangalore Electricity Supply Company limited letter No. BESCO/BC-26/F-2411/659 dated 29.10.2014

Hubli Electricity Supply Company limited letter No. HESCO/GM(T)/EE-4/AO/14-15/15782 dated 07.10.2014

Chamundeshwari Electricity Supply Corporation limited Letter No. CESC/FA/CA/10201 dated 10.10.2014

Mangalore Electricity Supply Company limited Letter No. SEE/(C&RP)/EE(RA)/14-15/18130 dated 29.09.2014

ELECTRICITY TARIFF IN KERALA w.e.f. 16.08.2014

Sr. No.	Category of Service	Demand/Fixed Charge	Energy Charge (P/kWh)	Monthly Minimum Charge
LT- I	DOMESTIC			
	0 - 40 KWh/Month		150	
Note:	This rate is applicable only to consumers belonging to below poverty line (BPL) category with connected load of and below 1000 watts.			
	Telescopic			
	0 - 50 KWh/Month	20 Rs/consumer/Month for single phase	280	
	51 -100 KWh/Month		320	
	101 - 150 KWh/Month	60 Rs/consumer/Month for three phase	420	
	151 - 200 KWh/Month		580	
	201 - 250 KWh/Month		700	
	Non-Telescopic			
	0 - 300 KWh/Month		500	
	0 - 350 KWh/Month		570	
	0 - 400 KWh/Month		610	
	0 - 500 KWh/Month		670	
	Above 500 KWh/Month		750	
LT- II	COLONIES (LT-II)	2200 Rs./Month	650	
LT- III	TEMPORARY SERVICES INCLUDING TEMPORARY CONNECTIONS AND EXTENSION			
LT- III (A)	Temporary connections: Applicable for illumination, Exhibition, Festivals, Public meeting and Fairs (Single or three Phase)		1400	140 Rs/Day/KW daily minimum or part thereof of connected load, whichever is higher.
	40% concession shall be allowed in the rates for exhibitions conducted by the Local bodies/Govt. and recognised private educational institutions and festivals of public religious worship centres for illumination/ public address system/ security lighting			
LT- III (B)	TEMPORARY EXTENSIONS	65 Rs/KW/day		Wherefrom extension is availed
LT- IV	INDUSTRY (LT)			
LT- IV (A)	Industrial (General Purpose)			
	(i) Connected load 10 kW or below	100 Rs/consumer/Month	520	
	(ii) Connected load above 10 kW	60 Rs/consumer/Month		
	(iii) Connected load above 20 kW	125 Rs/consumer/Month		
LT- IV (B)	IT and IT Enabled services			
	(i) Connected load 10 kW or below	100 Rs/consumer/Month	580	
	(ii) Connected load above 10 kW	60 Rs/consumer/Month		
	(ii) Connected load above 20 kW	125 Rs/consumer/Month		
LT-V	AGRICULTURE			
LT-V (A)	Applicable to agricultural purpose for pumping, dewatering & lift irrigation for cultivation of food crops	8 Rs/KW/Month	200	
LT-V (B)	Applicable to agricultural purposes such as poultry farms, silk worm breeding units, livestock farms, floriculture, prawn farms, rabbit farms Aquaculture etc.	8 Rs/KW/Month	250	
LT-VI	GENERAL			
LT- VI (A)	NON-DOMESTIC			
	Upto 500 KWh/Month	50 Rs/KW/Month	550	
	Above 500 KWh/Month		630	
LT- VI (B)	OFFICES AND INSTITUTIONS UNDER STATE/CENTRAL GOVT, CORPORATIONS, KWA, KSWTC, SOCIAL WELFARE BOARD, HOSTELS etc.			
	Upto 500 KWh/Month	70 Rs/KW/Month	630	
	Above 500 KWh/Month		700	
LT- VI (C)	OFFICES OR INSTITUTIONS UNDER INCOME TAX OR CENTRAL EXCISE & CUSTOMS DEPARTMENTS etc.			
	Upto 500 KWh/Month	180 Rs/KW/Month	700	
	Above 500 KWh/Month		850	
LT- VI (D)	ORPHANAGES, ANGANAWADIS, SCHOOLS & HOSTALS OF MENTALLY RETARDED STUDENTS, OLD AGE HOMES, POLIO HOMES etc.			
	All units	Nil	180	15 Rs/Consumer/Month for single phase connection
				25 Rs/Consumer/Month for three phase connection
	Upto 200 KWh/Month	60 Rs/month for three phase	410	
	Above 200 KWh/Month		600	

LT- VI (E)	Applicable to sports/ arts clubs, sailing/ swimming activities and gymnasiums, libraries and reading rooms, press clubs etc. (load not exceeding 2000 W)			
	Non-telescopic			
	(i) Upto 50 KWh/Month	20	Rs/month for single phase	280
	(ii) Upto 120 KWh/Month			380
	(iii) Upto 200 KWh/Month	60	Rs/month for three phase	450
	(iv) Above 200 KWh/Month			630
LT-VI (F)	Private Hospitals/clinics/clinical laboratories/X-ray units/mortuaries/blood banks/scanning centres/coaching or tuition centres, cable TV networks, radio stations etc.			
	Upto 100 KWh/Month	60	Rs./KW/Month for single phase	580
	Upto 200 KWh/Month			650
	Upto 300 KWh/Month	120	Rs./KW/Month for three phase	720
	Upto 500 KWh/Month			780
	Above 500 KWh/Month			900
LT- VII (A)	COMMERCIAL CONSUMERS HAVING CONNECTED LOAD EXCEEDING 1000 WATTS			
	Non-telescopic			
	(i) Upto 100 KWh/Month	60	Rs./KW/Month for single phase	600
	(ii) Upto 200 KWh/Month			670
	(iii) Upto 300 KWh/Month	120	Rs./KW/Month for three phase	740
	(iv) Upto 500 KWh/Month			800
	(v) Above 500 KWh/Month			930
LT- VII (B)	COMMERCIAL CONSUMERS HAVING CONNECTED LOAD NOT EXCEEDING 1000 WATTS			
	Non-telescopic			
	(i) 0 - 100 KWh/Month	40	Rs/KW/Month	470
	(ii) 0 - 200 KWh/Month			570
	(iii) 0 - 300 KWh/Month			630
LT- VII (C)	COMMERCIAL:CINEMA THEATRES,CIRCUS, SPORTS/ARTS CLUB ETC. FOR LOAD EXCEEDING 2000 W			
	Non-telescopic			
	(i) Upto 1000 KWh/Month	90	Rs/KW/Month	590
	(ii) Above 1000 KWh/Month			730
LT- VIII	PUBLIC LIGHTING			
LT- VIII (A)	Unmetered Street Lights: Applicable to various categories of unmetered public lighting per lamp.			
	Composite Tariff for Unmetered Street Lights			
	Type of Lamp	Burning hours per Day (Rs/Lamp/Month)		
		4 Hours	6 Hours	12 Hours
	Ordinary 40 Watts	20	31	61
	Ordinary 60 Watts	31	46	94
	Ordinary 100 Watts	51	78	155
	Fluorescent Tube 40 Watts	20	31	61
	Fluorescent Tube 80 Watts	41	61	124
	Flood Light 1000 Watts	518	776	1553
	Mercury Vapour Lamp 80 Watts	47	65	132
	Mercury Vapour Lamp 125 Watts	69	104	206
	Mercury Vapour Lamp 160 Watts	89	132	265
	Mercury Vapour Lamp 250 Watts	138	206	414
	Mercury Vapour Lamp 400 Watts	221	330	661
	Sodium Vapour Lamp 70 Watts	39	59	116
	Sodium Vapour Lamp 80 Watts	44	65	132
	Sodium Vapour Lamp 100 Watts	55	82	165
	Sodium Vapour Lamp 125 Watts	69	104	206
	Sodium Vapour Lamp 150 Watts	82	124	247
	Sodium Vapour Lamp 250 Watts	138	206	414
	CFL			
	11 Watts	2	3	7
	22 Watts	5	7	14
	44 Watts	9	14	28
	18 Watts	3	6	12
	36 Watts	7	12	22
	72 Watts	15	22	45
	15 Watts	3	5	9
	30 Watts	6	9	18
	36 Watts	7	12	22
	72 Watts	15	22	45
	144 Watts	30	45	90

Electricity Tariff & Duty and Average rates of electricity supply in India

	LED			
	18 Watts	3	6	12
	MV Lamp 1200 Watts (only for 12 hrs burning/day)	0	0	1982
	SV Lamp 250 Watts (only for 12 hrs burning/day)	0	0	414
LT-VIII (B)	Metered Street Lights & Traffic Signal Lights	30	Rs./meter/month	360
LT-IX	Display Lighting and Hoardings	500	Rs/connection/month	1250
Note:	The Minimum charge payable by all LT consumers other than the consumers in the category of LT-VI (D) shall be the fixed charge of respective category. Minimum			
	charge applicable to the category LT-VI (D) shall be as specified under the tariff for that category.			
	HIGH TENSION (HT) AND EXTRA HIGH TENSION (EHT)			
HT - I (A)	INDUSTRY	300	Rs./KVA/Month	520
HT - I (B)	IT and IT Enabled Services	300	Rs./KVA/Month	560
HT-II	GENERAL			
HT-II(A)	Applicable to all classes of consumers listed in LT-VI(A), LT-VI(B), LT-VI(C) and LT-VI(E) categories availing supply at high tension			
	All units	350	Rs./KVA/Month	510
HT-II(B)	Applicable to all classes of consumers listed in LT-VI(F) category availing supply at high tension			
	(i) Below 30,000 units	400	Rs./KVA/Month	620
	(ii) Above 30,000 units			720
HT - III	AGRICULTURE			
HT - III (A)	Consumers listed in LT-V(A), availing supply at HT	170	Rs./KVA/Month	280
HT - III (B)	Consumers listed in LT-V(B), availing supply at HT	170	Rs./KVA/Month	330
HT - IV	COMMERCIAL: Applicable to all classes of consumers listed in LT-VII(A) and LT-VII(C) categories availing supply at high tension			
	(i) Below 30,000 units (All units)	400	Rs./KVA/Month	630
	(ii) Above 30,000 units (All units)			730
HT - V	DOMESTIC: Applicable to domestic consumers and colonies availing supply at high tension			
	All units	350	Rs./KVA/Month	550
HT - VI	SEASONAL CONSUMERS			
	If a registered consumer, specifies the uses of electricity for different purposes during different seasons and also specifies the period of usage for each such purpose, then the consumer shall be billed under appropriate tariff for each purpose during different seasons separately.			
	If a registered consumer using electricity for different purposes without specifying the purposes and the period of usage, consumer shall be charged at the highest tariff applicable to the different uses, for the various operations for the whole year.			
	EXTRA HIGH TENSION (EHT)			
	EHT INDUSTRIAL (66/110/220 KV)			
	66 KV	300	Rs./KVA/Month	490
	110 KV	290	Rs./KVA/Month	480
	220 KV	280	Rs./KVA/Month	470
	EHT COMMERCIAL (66/110/220 KV)			
	(i) Below 60,000 units (All units)	400	Rs./KVA/Month	610
	(ii) Above 60,000 units (All units)			710
	EHT GENERAL (66/110/220 KV)			
	(i) Below 60,000 units (All units)	370	Rs./KVA/Month	580
	(ii) Above 60,000 units (All units)			680
	RAILWAY TRACTION (110 KV)	250	Rs./KVA/Month	480
	Power Factor Incentive			
0.25%	of energy charges for each 0.01 unit increase in PF from 90% to 100%			
	Power Factor Disincentive			
1%	of energy charges for every 0.01 fall in PF from 90%			
	TOD Tariff for Domestic Consumers: Applicable to those consumers who consume more than 500 Units/month			
	Normal Period (0600 hrs to 1800 hrs)	100%	Energy Charges	
	Peak Period (1800 hrs to 2200 hrs)	120%	Energy Charges	
	Off-Peak Period (2200 hrs to 0600 hrs)	90%	Energy Charges	
	TOD Tariff applicable for EHT, HT and LT Industrial consumers (connected load of and above 20 KW)			
	Normal Period (0600 hrs to 1800 hrs)	100%	Energy Charges	
	Peak Period (1800 hrs to 2200 hrs)	150%	Energy Charges	
	Off-Peak Period (2200 hrs to 0600 hrs)	75%	Energy Charges	
	OPTIONAL DEMAND BASED TARIFF			
	For LT-VI General (A),(B),(C),(E) &(F), LT-VII Commercial (A) and (C) connecting load equal or above 20 kW	180	Rs./KVA/Month	Respective categories shall apply
	Assumed Power Factor	90%		
Reference : KSEB letter No. KSEB/TRAC/CEA/2014-15/1090 dated 27.09.2014				

ELECTRICITY TARIFF IN LAKSHADWEEP w.e.f. 01.04.2015

Category of Service	Energy Charge (Paise/KWh)	Fixed Charges
A. BPL / Kutir Jyoti (upto 30 units)		25 Rs./Month/connection
B. DOMESTIC		
0 to 100 units	125	10 Rs./Month for Single Phase connection
101to 200 units	250	50 Rs./Month for Three Phase connection
201 to 300 units	400	
301 units and above	510	
C. COMMERCIAL		
0 to 100 units	500	25 Rs./Month for Single Phase connection
101 to 200 units	600	100 Rs./Month for Three Phase connection
201 units and above	700	
D. INDUSTRIAL - All units	495	30 Rs./Month/kVA or part thereof
E. HT CONSUMERS (11kV) - All units	660	100 Rs./kVA/Month
F. PUBLIC (STREET LIGHTING) All units	440	
G. TEMPORARY CONNECTION - All units	770	
i) Penalty Charges: The billing in case of HT shall be on the maximum demand recorded during the month or 75% of contracted demand, whichever is higher. If in any month, the recoded maximum demand of the consumer exceeds its contract demand, that portion of the the demand in excess of the contracted demand shall be billed at double the normal rate. Similarly, energy consumption corresponding to excess demand shall also be billed at double the normal rate.		
ii) Power Factor Charges: The monthly average power factor of the consumer falls below 0.90, such consumer shall pay a surcharge in addition to his normal tariff @1% on billed demand and energy charges for each fall of 0.01 in power factor upto 0.7. In case where the monthly average power facor is maintained above 0.95 lagging shall be eligible for an incentive @ 0.5%% on demand and energy charges for every 0.01 improvement in power factor above 95% .		
Asumed Power Factor	90%	

Reference : F. No. 75/1/2013-Ele/3330 dated 07.10.2015

ELECTRICITY TARIFF IN MADHYA PRADESH w.e.17.04.2015

Category	Category of Service	Demand / Fixed Charge	Energy Charge (P/ kWh)	Minimum charges
LOW TENSION TARIFF				
LV - 1	DOMESTIC LIGHT, FAN & POWER FOR RESIDENTIAL USE			
LV - 1.1	Consumption upto 30 units/month & load upto 100 Watts	NIL	290	40 Rs/Month
LV - 1.2	IN URBAN AREA			
	Up to 50 kWh/Month	40	Rs/Month	340 60 Rs/Month
	51 to 100 kWh/month	70	Rs/Month	405
	101 to 300 kWh/month	80	Rs/Month for each 1/2 KW of authorised load	520
	above 300 kWh/month	85	Rs/Month for each 1/2 KW of authorised load	570
	Temporary Connection for construction of own house	330	Rs/Month for each 1 KW of authorised load	730 1000 Rs/Month
	Temp. Connection for social/marriage & religious purpose	50	Rs/Day for each 1 KW of authorised load	
	Through DTR meter for clusters of jhuggi/jhopadi	NIL		300 NIL
	Un-metered connection (in urban areas for 100 units/month)	85	Rs/Month	470 NIL
	IN RURAL AREAS			
	Up to 50 kWh/Month	25	Rs/Month	340 60 Rs/Month
	51 to 100 kWh/month	45	Rs/Month	405
	101 to 300 kWh/month	60	Rs/Month for each 1/2 KW of authorised load	520
	above 300 kWh/month	80	Rs/Month for each 1/2 KW of authorised load	570
	Temporary Connection for construction of own house	250	Rs/Month for each 1 KW of authorised load	730 1000 Rs/Month
	Temp. Connection for social/marriage & religious purpose	35	Rs/Day for each 1 KW of authorised load	
	Through DTR meter for clusters of jhuggi/jhopadi	NIL		300 NIL
	Un-metered connection (in rural areas for 75 units/month)	40	Rs/Month	375 NIL
LV-2	NON - DOMESTIC LIGHT,FAN & POWER TO EDUCATIONAL INSTIUTIONS, HOSTELS ETC.			
LV - 2.1	URBAN AREAS			
	Sanctioned load based tariff (load upto 20 kW)	100	Rs/KW/month	540
	Optional (Demand based tariff above 10 kW and upto 20 kW)	200	Rs/Month per KW or	540
	Mandatory (Demand based tariff above 20 kW)	160	Rs/Month per KVA of billing demand	
	RURAL AREAS			
	Sanctioned load based tariff	70	Rs/KW/month	540
	Optional (Demand based tariff above 10 kW and upto 20 kW)	140	Rs/Month per KW or	540
	Mandatory (Demand based tariff above 20 kW)	112	Rs/Month per KVA of billing demand	
LV - 2.2	URBAN AREAS (except those covered in LV-2.1)			
	0-50 units (All units)	55	Rs/KW/month	575 360 units/annum/KW or part thereof in urban areas of sanctioned load or contract demand
	Above 50 units (All units)	95	Rs/KW/month	650
	Optional (Demand based tariff above 10 kW and upto 20 kW)	210	Rs/Month per KW or	555
	Mandatory (Demand based tariff above 20 kW)	168	Rs/Month per KVA of billing demand	
	Temporary Connections at LT for Mela	150	Rs/month/KW or part thereof	775
	Temporary Connections for marriage purposes	65	Rs per KW or part thereof /day	775 500 Rs. / month
	For X-Ray Plant	Additional Fixed Charges @ Rs. 475 & 685 per machine/month for single/ three phase respectively and Dental X-ray @ Rs 75 per machine/month.		
	RURAL AREAS (except those covered in LV-2.1)			
	0-50 units (All units)	35	Rs/KW/month	575 180 units/annum/KW or part thereof in rural areas of sanctioned load or contract demand
	Above 50 units (All units)	70	Rs/KW/month	650
	Optional (Demand based tariff above 10 kW and upto 20 kW)	140	Rs/Month per KW or	555
	Mandatory (Demand based tariff above 20 kW)	112	Rs/Month per KVA of billing demand	
	Temporary Connections at LT for Mela	115	Rs/month/KW or part thereof	775
	Temporary Connections for marriage purposes	45	Rs per KW or part thereof /day	775 500 Rs. / month
	For X-Ray Plant	Additional Fixed Charges @ Rs. 475 & 685 per machine/month for single/ three phase respectively and Dental X-ray @ Rs 75 per machine/month.		

Electricity Tariff & Duty and Average rates of electricity supply in India

LV-3	PUBLIC WATER WORKS AND STREET LIGHTS				
3.1	PUBLIC WATER WORKS				
	Municipal Corporation/Cantonment Board	190	Rs/KW/month	405	
	Municipality/Nagar Panchayat	170	Rs/KW/month	405	
	Gram Panchayat	75	Rs/KW/month	405	
	Temporary	1.3	times of applicable tariff		
3.2	STREET LIGHT				
	Municipal Corporation/Cantonment Board	290	Rs/KW/month	415	
	Municipality/Nagar Panchayat	270	Rs/KW/month	410	
	Gram Panchayat	65	Rs/KW/month	410	
5%	incentive of energy charges for adopting Demand Side Management				
LV-4	LT INDUSTRIAL				
4.1	Non- Seasonal Consumers (Urban Areas)				
4.1 a	Demand Based Tariff	208	Rs/KVA/Month or	570	
	(contract demand & connected load upto 150 HP)	260	Rs/KW/Month		
4.1 b	Temporary connection	1.3	times of applicable tariff		
4.1	Non- Seasonal Consumers (Rural Areas)				
4.1 a	Demand Based Tariff	116	Rs/KVA/Month or	570	
	(contract demand & connected load upto 150 HP)	145	Rs/KW/Month		
4.1 b	Temporary connection	1.3	times of applicable tariff		
4.2	SEASONAL CONSUMERS (period of season shall not exceed 180 days continuously in a financial year)				
4.2 a	During Season	Normal Tariff as for non-seasonal consumers in Urban and Rural areas (Fixed and Energy Charges)			
4.2 b	During Off Season	Normal Tariff as for non-seasonal consumers on 10% of contract demand or actual recorded demand, whichever is more		120% of normal tariff as for non-seasonal consumers in Urban and Rural areas (Energy Charges)	
		contract demand or actual recorded demand, whichever is more in Urban and Rural areas (Fixed Charges)			
LV-5	AGRICULTURE & ALLIED ACTIVITIES				
5.1	For agricultural use				
a) (i)	First 300 KWh/month	25	Rs/Month	355	30 units/HP or part thereof / month for month from April to September
(ii)	Above 300 KWh/month to 750 KWh/month	25	Rs/Month	420	
(iii)	Rest of the units in the month	25	Rs/Month	450	90 units/HP or part thereof /month for month from October to March
b)	Temporary Connections	25	Rs/Month	462	
c)	DTR metered group consumers		NIL	325	
5.2	For horticulture use				
a) (i)	First 300 KWh/month	25	Rs/Month	355	30 units/HP or part thereof / month for month from April to September
(ii)	Above 300 KWh/month to 750 KWh/month	25	Rs/Month	420	
(iii)	Rest of the units in the month	25	Rs/Month	450	90 units/HP or part thereof /month for month from October to March
b)	Temporary Connections	25	Rs/Month	462	
5.3	For aquaculture, sericulture poultry farms etc.				
a)	Up to 25 HP in urban areas	65	Rs/HP/Month	410	30 units/HP/month in urban areas
b)	Up to 25 HP in rural areas	35	Rs/HP/Month	400	15 units/HP/month in rural areas
c)	Demand based tariff in urban areas	144	Rs/KVA/Month or	500	
	(contract demand & connected load upto 100 HP)	180	Rs/KW/Month		
d)	Demand based tariff in rural areas	68	Rs/KVA/Month or	500	
	(contract demand & connected load upto 100 HP)	85	Rs/KW/Month		
5.4	For permanent agricultural pump, chaff cutters, threshers, seeding machines & irrigation pumps of lift irrigation schemes etc.				
	Agriculture flat rate tariff exclusive of subsidy*	Rate payable by the consumer (April to September)		Rate payable by the consumer (October to March)	
a)	Three phase - urban	100	Rs/HP/month	100	Rs/HP/month
b)	Three phase - rural				
c)	Single phase - urban				
d)	Single phase - rural				
*	1. The tariff schedule LV - 5.1 doesn't include subsidy to be paid by the State Govt.				
	2. The tariff schedule LV - 5.4 shall be calculated at the rates specified under the tariff schedule LV - 5.1				
	INCENTIVE FOR MERTERED AGRICULTURAL CONSUMERS ON INSTALLATION OF ENERGY SAVING DEVICES:				

Electricity Tariff & Duty and Average rates of electricity supply in India

S.No.	Particulars			Rate of Rebate in Tariff	
1	For installation of ISI/BEE star labelled motors for pump sets			15	paise per unit
2	For installation of ISI/BEE star labelled motors for pumps and use of frictionless PVC pipes and foot valve			30	paise per unit
3	For installation of ISI/BEE star labelled motors for pumps and use of frictionless PVC pipes and foot valve alongwith installation of shunt capacitor of appropriate rating			45	paise per unit
HV-1	RAILWAY TRACTION (At 132/220 KV)	280	Rs./Month/KVA of billing demand	540	1500 KWh/KVA of contract demand as guaranteed annual minimum consumption
HV-2	COAL MINES				
	AT 11 KV (For consumption upto 50% LF)	560	Rs./Month/KVA of billing demand	580	1200 KWh/KVA of contract demand as guaranteed annual minimum consumption
	AT 11 KV (For consumption in excess of 50% LF)			520	
	AT 33 KV (For consumption upto 50% LF)	570	Rs./Month/KVA of billing demand	570	
	AT 33 KV (For consumption in excess of 50% LF)			500	
	AT 132 KV (For consumption upto 50% LF)	580	Rs./Month/KVA of billing demand	555	1620 KWh/KVA of contract demand as guaranteed annual minimum consumption
	AT 132 KV (For consumption in excess of 50% LF)			490	
	AT 220 KV (For consumption upto 50% LF)	590	Rs./Month/KVA of billing demand	540	
	AT 220 KV (For consumption in excess of 50% LF)			480	
HV-3	INDUSTRIAL, NON-INDUSTRIAL & SHOPPING MALLS				
3.1	Industrial				
	AT 11 KV (For consumption upto 50% LF)	280	Rs./Month/KVA of billing demand	575	For supply at 220/132 KV
	AT 11 KV (For consumption in excess of 50% LF)			520	Rolling Mills :
	AT 33 KV (For consumption upto 50% LF)	435	Rs./Month/KVA of billing demand	565	1200 KWh/KVA of contract demand as guaranteed annual minimum consumption
	AT 33 KV (For consumption in excess of 50% LF)			470	Educational Institutions :
	AT 132 KV (For consumption upto 50% LF)	525	Rs./Month/KVA of billing demand	525	720 KWh/KVA of contract demand as guaranteed annual minimum consumption
	AT 132 KV (For consumption in excess of 50% LF)			455	Others :
	AT 220/400 KV (For consumption upto 50% LF)	560	Rs./Month/KVA of billing demand	505	1800 KWh/KVA of contract demand as guaranteed annual minimum consumption
	AT 220/400 KV (For consumption in excess of 50% LF)			435	
3.2	Non-Industrial				
	AT 11 KV (For consumption upto 50% LF)	250	Rs./Month/KVA of billing demand	605	For supply at 33/11 KV
	AT 11 KV (For consumption in excess of 50% LF)			545	Educational Institutions :
	AT 33 KV ((For consumption upto 50% LF)	370	Rs./Month/KVA of billing demand	590	600 KWh/KVA of contract demand as guaranteed annual minimum consumption
	AT 33 KV (For consumption in excess of 50% LF)			530	Contract demand up to 100 KVA
	AT 132 KV (For consumption upto 50% LF)	475	Rs./Month/KVA of billing demand	540	600 KWh/KVA of contract demand as guaranteed annual minimum consumption
	AT 132 KV (For consumption in excess of 50% LF)			485	Others :
3.3	Shopping Malls				
	AT 11 KV (For consumption upto 50% LF)	230	Rs./Month/KVA of billing demand	615	1200 KWh/KVA of contract demand as guaranteed annual minimum consumption
	AT 11 KV (For consumption in excess of 50% LF)			540	
	AT 33 KV ((For consumption upto 50% LF)	340	Rs./Month/KVA of billing demand	595	1200 KWh/KVA of contract demand as guaranteed annual minimum consumption

Electricity Tariff & Duty and Average rates of electricity supply in India

	AT 33 KV (For consumption in excess of 50% LF)			525		guaranteed annual minimum consumption
	AT 132 KV (For consumption upto 50% LF)	450	Rs./Month/KVA of billing demand	540		
	AT 132 KV (For consumption in excess of 50% LF)			485		
3.4	Power Intensive Industries					
	AT 33 KV	470	Rs./Month/KVA of billing demand	430		
	AT 132 KV	570	Rs./Month/KVA of billing demand	410		
5%	Rebate on fixed charges and 20% reduction in minimum consumption(kWh) for HT consumers of this category receiving supply through rural feeders.					
HV-4	SEASONAL CONSUMERS					
	During Season					
	AT 11 KV (For consumption upto 50% LF)	290	Rs./Month/KVA of billing demand	550	900	KWh/KVA of contract demand as guaranteed annual minimum consumption
	AT 11 KV (For consumption in excess of 50% LF)			495		
	AT 33 KV ((For consumption upto 50% LF)	320	Rs./Month/KVA of billing demand	540		
	AT 33 KV (For consumption in excess of 50% LF)			480		
	During off-season					
	AT 11 KV (For consumption upto 50% LF)	255	Rs./Month/KVA of billing demand *	654	900	KWh/KVA of contract demand as guaranteed annual minimum consumption
	AT 11 KV (For consumption in excess of 50% LF)			Not applicable		
	AT 33 KV ((For consumption upto 50% LF)	285	Rs./Month/KVA of billing demand #	642		
	AT 33 KV (For consumption in excess of 50% LF)					Not applicable
	* Rs.255 on 10% of contract demand (or actual recorded demand, whichever is more) during the season					
	# Rs.285 on 10% of contract demand (or actual recorded demand, whichever is more) during the season					
HV-5	IRRIGATION, PUBLIC WATER WORKS & OTHER THAN AGRICULTURAL					
5.1	Public Water Works, Group Irrigation and Lift Irrigation Schemes					
	AT 11 KV	195	Rs./Month/KVA of billing demand	445	720	KWh/KVA of contract demand as guaranteed annual minimum consumption
	AT 33 KV	215	Rs./Month/KVA of billing demand	420		
	AT 132 KV	240	Rs./Month/KVA of billing demand	400		
5.2	Other than agriculture use					
	AT 11 KV	210	Rs./Month/KVA of billing demand	455	720	KWh/KVA of contract demand as guaranteed annual minimum consumption
	AT 33 KV	230	Rs./Month/KVA of billing demand	435		
	AT 132 KV	250	Rs./Month/KVA of billing demand	420		
5%	incentive on energy charges for installation of energy saving devices for adopting demand side management					
	AT 11 KV (For consumption upto 50% LF)	255	Rs./Month/KVA of billing demand	500	900	KWh/KVA of contract demand as guaranteed annual minimum consumption
	AT 11 KV (For consumption in excess of 50% LF)			435		
	AT 33 KV ((For consumption upto 50% LF)	285	Rs./Month/KVA of billing demand	490		
	AT 33 KV (For consumption in excess of 50% LF)			420		
	During off-season					
	AT 11 KV (For consumption upto 50% LF)	255	Rs./Month/KVA of billing demand *	600	900	KWh/KVA of contract demand as guaranteed annual minimum consumption
	AT 11 KV (For consumption in excess of 50% LF)			Not applicable		
	AT 33 KV ((For consumption upto 50% LF)	285	Rs./Month/KVA of billing demand #	588		
	AT 33 KV (For consumption in excess of 50% LF)					Not applicable

Electricity Tariff & Duty and Average rates of electricity supply in India

	* Rs.255 on 10% of contract demand (or actual recorded demand, whichever is more) during the season					
	# Rs.285 on 10% of contract demand (or actual recorded demand, whichever is more) during the season					
HV-5	IRRIGATION, PUBLIC WATER WORKS & OTHER THAN AGRICULTURAL					
5.1	Public Water Works, Group Irrigation and Lift Irrigation Schemes					
	AT 11 KV	195	Rs./Month/KVA of billing demand	445	720	KWh/KVA of contract demand as guaranteed annual minimum consumption
	AT 33 KV	215	Rs./Month/KVA of billing demand	420		
	AT 132 KV	240	Rs./Month/KVA of billing demand	400		
5.2	Other than agriculture use					
	AT 11 KV	210	Rs./Month/KVA of billing demand	455	720	KWh/KVA of contract demand as guaranteed annual minimum consumption
	AT 33 KV	230	Rs./Month/KVA of billing demand	435		
	AT 132 KV	250	Rs./Month/KVA of billing demand	420		
5%	incentive on energy charges for installation of energy saving devices for adopting demand side management					
HV-6	BULK RESIDENTIAL USERS					
6.1	Applicable to Industrial or any other township					
6.2	AT 11 KV (For consumption upto 50% LF)	230	Rs./Month/KVA of billing demand	505	780	KWh/KVA of contract demand as guaranteed annual minimum consumption
	AT 11 KV (For consumption in excess of 50% LF)			455		
	AT 33 KV ((For consumption upto 50% LF)	250	Rs./Month/KVA of billing demand	480		
	AT 33 KV (For consumption in excess of 50% LF)			430		
	AT 132 KV ((For consumption upto 50% LF)	265	Rs./Month/KVA of billing demand	460		
	AT 132 KV (For consumption in excess of 50% LF)			415		
	Applicable to Registered Cooperative Group Housing Societies					
	AT 11 KV (For consumption upto 50% LF)	155	Rs./Month/KVA of billing demand	505	780	KWh/KVA of contract demand as guaranteed annual minimum consumption
	AT 11 KV (For consumption in excess of 50% LF)			460		
	AT 33 KV ((For consumption upto 50% LF)	160	Rs./Month/KVA of billing demand	495		
	AT 33 KV (For consumption in excess of 50% LF)			450		
	AT 132 KV ((For consumption upto 50% LF)	165	Rs./Month/KVA of billing demand	480		
	AT 132 KV (For consumption in excess of 50% LF)			430		
HV-7	SYNCHRONIZATION & START UP POWER FOR GENERATORS CONNECTED TO THE GRID					
	Generators for Start up power or synchronization with Grid			625		
	TIME OF THE DAY (TOD) SURCHARGE/ REBATE (For categories HV-2, HV-3, HV-4 and HV-5)					
	Fixed Charges	Normal Rate of Fixed Charges				
	PLUS Energy Charge as mentioned below :					
	Period of Energy Consumption	Rate (Paise/ KWh)				
	Evening peak load period (6.00 PM to 10 PM)	5% of Normal rate of energy charges as surcharge				
	Off peak load period (10.00 PM to 6.00 AM next day)	15% of Normal rate of energy charges as rebate				
	POWER FACTOR INCENTIVE / PENALTY					
	Power Factor	Incentive / Penalty Payable				
	Above 95% to 96%	1% incentive on the total amount of bill under the head Energy Charges				
	Above 96% upto 97%	2% incentive on the total amount of bill under the head Energy Charges				
	Above 97% and upto 98%	3% incentive on the total amount of bill under the head Energy Charges				
	Above 98% and upto 99%	5% incentive on the total amount of bill under the head Energy Charges				
	Above 99%	7% incentive on the total amount of bill under the head Energy Charges				
	Delayed Payment Surcharge:					
	Surcharge @ 1.25% per month or part thereof on the amount outstanding (including arrears) will be payable if the bills are not paid up to due date. The part of the month will be rockoned as full month for the purpose of calculation of delayed payment surc					
	ASSUMED POWER FACTOR	90%				

Reference: Madhya Pradesh Madhya Kshetra Vidyut Vitran Co. Ltd. Letter No. MD/CZ/Comml.-III/846 dated 20.07.2013

MPERC WEBSITE

ELECTRICITY TARIFF IN MAHARASHTRA w.e.f. 01.06.2015

Category No.	Category of Service	Fixed / Demand Charge	Energy Charge
			Paise/kWh
LT - I	LT- Residential		
	Below Poverty line (BPL) consumers		
	0 - 30 kWh/Month	10 Rs./Month/Connection	87
	Consumers other than BPL		
	0 - 100 kWh/Month	50 Rs./Month for single phase connection	376
	101 - 300 kWh/Month	150 Rs./Month for three phase connection	721
	301 - 500 kWh/Month	150 Rs./Month/10 KW or part thereof as additional charge for load	995
	501 - 1000 kWh/Month	above 10KW	1131
	Above 1000 kWh/Month (balance units)		1250
LT - II	LT- Non-Residential or Commercial		
(A)	0-20 kW		
	Non-residential, non-industrial premises or commercial premises for commercial consumption etc.		
	0-200 kWh/Month	220 Rs./Month	660
	Above 200 kWh/Month (only balance units)		962
(B)	>20 kW and ≤50 kW	220 Rs./KVA/Month	1020
(C)	>50 kW	220 Rs./KVA/Month	1301
LT - III	LT- Public Water Works and Sewage Treatment Plants		
(A)	0- 20 KW	60 Rs./KVA/Month	270
(B)	> 20kW and ≤ 40 kW	70 Rs./KVA/Month	380
(C)	> 40kW and ≤ 50 kW	105 Rs./KVA/Month	500
LT - IV	LT- Agriculture		
	Unmetered Tariff		
	Category 1 Zones*		
(a)	0-5 HP	374 Rs./HP/Month	0
(b)	Above 5 HP	406 Rs./HP/Month	
	Category 2 Zones#		
(a)	0-5 HP	283 Rs./HP/Month	0
(b)	Above 5 HP	310 Rs./HP/Month	
	Metered Tariff (including Poultry Farms)	20 Rs./HP/Month	258
LT - V	LT- Industry		
(A)	0 - 20 KW (upto and including 27 HP)	220 Rs./Month/Connection	543
(B)	Above 20 KW (above 27 HP)	150 Rs./KVA/Month	688
LT - VI	LT- Street Lights		
(A)	Grampanchayat, A,B & C Class Municipal Council	50 Rs./ KW/ month	478
(B)	Municipal Corporation Areas		580
LT - VII	LT- Temporary Supply		
(A)	Temporay Supply Religious (TSR)	290 Rs./Month/Connection	371
(B)	Temporary Supply Others (TSO)	360 Rs./Month/Connection	15
Note:	In case of LT - VII(B), additional fixed charges of Rs 150/10kW load or part thereof above 10 kW load shall be payable.		
LT - VIII	LT- Advertisements & Hoardings	575 Rs./Month/Connection	1700
LT - IX	LT- Crematorium & Burial Grounds	290 Rs./Month/Connection	391
LT - X	LT- Public Services		
(A)	0 - 20 kW		
	0-200 kWh/Month	220 Rs/Month	454
	Above 200 kWh/Month	220 Rs/Month	584
(B)	>20 kW and ≤50 kW	220 Rs/Month	650
(C)	>50 kW	220 Rs/Month	720
HT - I	HT- Industry		
	Continuous Industry (on express feeder)	220 Rs./ KVA/ month	721
	Non-Continuous Industry (not on express feeder)	220 Rs./ KVA/ month	671
	Seasonal Industry	220 Rs./ KVA/ month	780

Electricity Tariff & Duty and Average rates of electricity supply in India

HT - II	HT- Commercial		
(A)	Express Feeders	220 Rs./ KVA/ month	1115
(B)	Non-express Feeders	220 Rs./ KVA/ month	1062
HT - III	HT- Railway Traction	Nil	846
HT - IV	HT- Public Water Works and Sewage Treatment Plants		
	Express feders	220 Rs./ KVA/ month	564
	Non-Express feders	220 Rs./ KVA/ month	542
HT - V	HT- Agriculture	30 Rs./ KVA/ month	332
HT - VI	HT- Bulk Supply		
	Residential	220 Rs./ KVA/ month	581
HT - VIII	HT- Temporary Supply		
(A)	Temporay Supply Religious (TSR)	290 Rs./Month/Connection	371
(B)	Temporary Supply Others (TSO)	290 Rs./Month/Connection	1250
HT - IX	HT - Public Services		
(A)	Express Feeders	220 Rs./ KVA/ month	720
(B)	Non-express Feeders	220 Rs./ KVA/ month	660
TOD Tariff (In addition to above base tariff in Paise/KWh) for LT-II(B), LT-II(C), LT-III, LT-V(A), LT-V(B), LT-X (A) ,LT-X (B)			
	HT-I, HT-II ,HT-IV & HT-IX ,HT-X category consumers		
0600 hrs - 0900 hrs			0
0900 hrs - 1200 hrs			80
1200 hrs - 1800 hrs			0
1800 hrs - 2200 hrs			100
2200 hrs - 0600 hrs			-150
Power Factor Incentive for PF is more than 0.95 for the Categories LT-II (B) & (C), LT-III, LT-V (B), LT X (B) & (C), HT-I, HT-II, HT-IV, HT-V, HT-VI and HT IX.			
1%	of the monthly bill including Energy Charges, Reliability Charges, FAC, Fixed/Demand Charges but excluding Taxes & Duties for PF at 0.96		
2%	of the monthly bill including Energy Charges, Reliability Charges, FAC, Fixed/Demand Charges but excluding Taxes & Duties for PF at 0.97		
3%	of the monthly bill including Energy Charges, Reliability Charges, FAC, Fixed/Demand Charges but excluding Taxes & Duties for PF at 0.98		
5%	of the monthly bill including Energy Charges, Reliability Charges, FAC, Fixed/Demand Charges but excluding Taxes & Duties for PF at 0.99		
7%	of the monthly bill including Energy Charges, Reliability Charges, FAC, Fixed/Demand Charges but excluding Taxes & Duties for unity PF		
	Assumed Power Factor	90%	
Fuel cost adjustment charge shall be applicable for all categories of consumers			
* Category 1 Zones with consumption norm above 1318 hours/HP/year (1. Bhandup (U), 2. Pune and 3. Nashik)			
# Category 2 Zones with consumption norm below 1318 hours/HP/year (Amravati,Aurangabad,Konkan, Kalyan,Kolhapur,Latur, Nagpur(U) and Nagpur)			

Reference : Maharsashtra Discom. website

ELECTRICITY TARIFF IN B.E.S.T. (MUMBAI) w.e.f. 01.04.2015

Category No.	Category of Service	Fixed / Demand Charge		Variable Charges		
				Energy Charge	TDLR Charge	TOTAL
				(Paise/kWh)	(Paise/kWh)	(Paise/kWh)
LT-I	LT- Residential (BPL)					
	Below Poverty line (Consumption upto 30 units/month)	3	Rs./month	100	12	112
	LT- Residential			300		
	0 - 100 units/month	40	Rs/month	640	55	695
	101-300 units/month	75	Rs/month\$\$	880	103	983
	301-500 units/month			1080	144	1224
	Above 500 units/month	100	Rs/month\$\$	955	185	1140
\$\$	Fixed Charge of Rs. 150 per month will be levied on residential consumers availing 3 phase supply.					
LT-II	LT- Non-Residential or Commercial					
	(a) 0-20 kW					
	0 - 500 units/month	250	Rs/month	845	148	993
	Above 500 units/month			1095	220	1315
	(b) >20 kW and ≤ 50 kW	200	Rs/KVA/month	1030	215	1245
(c) >50 kW			1070	218	1288	
LT-III	LT- Industrial upto 20 kW Load					
	0 - 500 units/month	325	Rs/month	700	140	840
	Above 500 units/month	425	Rs/month	930	196	1126
LT-IV	LT- Industrial above 20 kW Load					
	Above 20 kW and upto 100 kW	200	Rs/KVA/month	890	175	1065
	Above 100 kW			890	172	1062
LT-V	Advertisements and Hoardings					
	All Units	400	Rs/month	1500	316	1816
LT-VI	LT- Street Lights					
	All Units	200	Rs/KVA/month	790	152	942
LT-VII (A)	Temporary Supply Religious (TSR)					
	All Units	200	Rs/month	490	87	577
LT-VII (B)	Temporary Supply Others (TSO)					
	All Units	400	Rs/month	1250	253	1503
LT-VIII	LT- Crematorium & Burial Grounds					
	All Units	200	Rs/month	455	83	538
LT-IX (A)	LT - Hospitals & Educational Institutions (0 to 20 KW)					
	All Units	250	Rs/month	830	183	1013
LT-IX (B)	LT - Hospitals & Educational Institutions (Above 20 KW)					
	All Units	200	Rs/KVA/month	830	183	1013
HT-I	HT- Industry					
	All Units	200	Rs/KVA/Month	800	159	959

Electricity Tariff & Duty and Average rates of electricity supply in India

HT-II	HT- Commercial					
	All Units	200	Rs/KVA/Month	860	171	1031
HT-III	HT- Group Housing Society					
	All Units	200	Rs/KVA/Month	597	91	688
HT-IV	HT- Temporary Supply					
	All Units	250	Rs/month	1125	233	1358
HT-V	HT - Hospitals & Educational Institutions					
	All Units	200	Rs/KVA/Month	775	151	926
1%	Prompt payment rebate on monthly bill (excluding Taxes and Duties) for all category consumers.					
2%	Delayed payment charges on the total electricity bill (including Taxes and Duties) for payment after due date.					
	Assumed Power Factor	90%				

Reference : BEST Ref No. ESO/Stat-8/271/2015 dated 06.10.2015

ELECTRICITY TARIFF IN RELIANCE ENERGY (MUMBAI) w.e.f. 01.06.2015

Category No.	Category of Service	Fixed/ Demand Charge		Energy Charge## (Paise/kWh)
LT-1	LT- RESIDENTIAL			
	Below poverty line (BPL)			
	For consumption upto 30 units/month	10	Rs/Month	2.72
	Other Residential			
	0-100 KWh/Month	50	Rs/Month\$\$	479
	101-300 KWh/Month	75	Rs/Month\$\$	654
	301-500 KWh/Month			826
	Above 500 KWh/Month	100	Rs/Month\$\$	1008
	Additional Fixed charge	100	Rs./ 10 KW or part thereof above 10 KW load	
\$\$	Fixed Charge of Rs. 100 per month will be levied on residential consumers availing 3 phase supply.			
LT-2	LT- COMMERCIAL			
	(a) 0-20 kW	275	Rs/Month	806
	(b) >20 kW and ≤ 50 kW	220	Rs/kVA/Month	914
	(c) >50 kW			1028
LT-3	LT- INDUSTRIAL LOAD UPTO & INCLUDING 20 KW			
	0-20 kW	275	Rs/Month	885
LT-4	LT- INDUSTRIAL LOAD ABOVE 20 KW			
	Above 20 kW	220	Rs/KVA/Month	8.76
LT-5	LT- ADVERTISEMENTS & HOARDINGS - All Units	450	Rs/Month	1882
LT-6	LT- STREET LIGHTS - All Units	220	Rs/KVA/Month	692
LT-7 (A)	LT- TEMPORARY SUPPLY RELIGIOUS(TSR) - All Units	225	Rs/Connection/Month	748
LT-7 (B)	LT- TEMPORARY SUPPLY OTHERS(TSO) - All Units	450	Rs/Connection/Month	2023
LT-8	LT- CREMATORIUM & BURIAL GROUNDS - All Units	225	Rs/Connection/Month	746
LT-9	LT- AGRICULTURE - All Units	25	Rs/HP/Month	315
LT-10(A)	LT - PUBLIC SERVICES - Govt. Hospitels & Educational Institutions	275	Rs/Month	822
LT-10(B)	Others	275	Rs/Month	909
	HIGH TENSION (HT)			
HT-1	HT- INDUSTRY - All Units	220	Rs/KVA/Month	925
HT-2	HT- COMMERCIAL - All Units	220	Rs/KVA/Month	1059
HT-3	HT- BULK SUPPLY (RESIDENTIAL) - All Units	220	Rs/KVA/Month	832
HT-4	HT- TEMPORARY SUPPLY - All Units	450	Rs/Connection/Month	1275
HT-5	HT - RAILWAYS(100/33/22/11/6.6 kV) - All Units	200	Rs/KVA/Month	935
HT-6	HT - PUBLIC SERVICES - Govt. Hospital & Edu. Institution	220	Rs/KVA/Month	770
	Others	220	Rs/KVA/Month	831
	TIME OF THE DAY TARIFF (TOD) (in addition to the above base tariff)			
	Applicable for the category LT-2(a) (optional), LT-2(b), LT-2(c), LT-3 (optional), LT-4, LT-10, HT-1, HT-2 & HT-6 only			
	06.00 to 09.00 Hrs.	0	Paise/kWh	
	09.00 to 12.00 Hrs.	50	Paise/kWh	
	12.00 to 18.00 Hrs.	0	Paise/kWh	
	18.00 to 22.00 Hrs.	100	Paise/kWh	
	22.00 to 06.00 Hrs.	-75	Paise/kWh	
	Assumed Power Factor	90%		
	Fuel cost adjustment charge shall be applicable for all categories of consumers			

Reference : MERC Website, Tariff Order dated 20/01/2015

ELECTRICITY TARIFF IN TATA POWER CO. (MUMBAI) w.e.f. 01.06.2015

Category No.	Category of Service	Fixed Charge/Demand Charges		Energy Charge#
				(Paise/kWh)
LT-I	LT- Residential (BPL)			
	Below Poverty Line (BPL) - upto 30 units/month only	10	Rs./Month	140
	LT- Residential			
	0-100 units	50	Rs./Month	205
	101-300 units	75	Rs./Month\$\$	421
	301-500 units			842
	Above 500 units (balance units)	100	Rs./Month\$\$	1062
\$\$	Above fixed charges are for single phase connections. Fixed charge of Rs 100/month will be levied on residential consumers availing 3 phase supply.			
	Additional Fixed Charge	100	Rs./Month/10 KW or part thereof for load above 10 KW.	
LT-II	LT- Non-Residential or Commercial			
(a)	0-20 kW	275	Rs./Month	870
(b)	>20 kW and upto 50 kW	220	Rs./KVA/Month	713
(c)	>50 kW	220	Rs./KVA/Month	883
LT-III	LT- Industrial upto 20 KW Load			
	0-20 kW	275	Rs./Month	807
LT-IV	LT- Industrial above 20 KW Load			
	Above 20 kW	220	Rs./KVA/Month	854
LT-V	LT- Advertisement & Hoardings			
	All units	450	Rs./Month	1585
LT-VI	LT- Street Lights			
	All units	220	Rs./KVA/Month	664
LT-VII	LT- Temporary Supply			
(A)	Temporary Supply Religious (TSR)	225	Rs./Connection/Month	484
(B)	Temporary Supply Others (TSO)	450	Rs./Connection/Month	1463
LT-VIII	LT- Crematorium & Burial Grounds			
	All units	225	Rs./Connection/Month	437
LT-IX	LT- Public Services			
(A)	Govt.Hospitals and Edu. Inst.	275	Rs./Month	821
(B)	Others	275	Rs./Month	873
HT-I	HT- Industrial			
	All units	220	Rs./KVA/Month	929
HT-II	HT- Commercial			
	All units	220	Rs./KVA/Month	894
HT-III	HT- Group Housing Society			
	All units	220	Rs./KVA/Month	993
HT-IV	HT- Temporary Supply			
	All units	450	Rs./Connection/Month	1284
HT-V	HT- Railways			
	Railways-33/22/11/6.6 kV (All units)	220	Rs./KVA/Month	855
	Railways-100 KV (All units)			843
HT-VI	HT- Public Services			
(A)	Govt.Hospitals and Edu. Inst.	220	Rs./KVA/Month	850
(B)	Others	220	Rs./KVA/Month	922
	TIME OF THE DAY TARIFF (TOD) (in addition to the above base tariff)			
	Applicable for the category LT-II(b), LT-II(c), LT-IV & LT-IX and optional for LT-II(a) and LT-III and for HT-I, HT-II & HT-VI.			
	06.00 to 09.00 Hrs.	0	Paise/kWh	
	09.00 to 12.00 Hrs.	50	Paise/kWh	
	12.00 to 18.00 Hrs.	0	Paise/kWh	
	18.00 to 22.00 Hrs.	100	Paise/kWh	
	22.00 to 06.00 Hrs.	-75	Paise/kWh	
	Assumed Power Factor	90%		
#	Including Wheeling charges (Paise/kWh).			

Reference : Tata Power Company Ltd. Website

ELECTRICITY TARIFF IN MANIPUR w.e.f. 27.02.2015

Category No.	Category of Service	Fixed / Demand Charge		Energy Charge (Paise/kWh)
	LT SUPPLY			
CATEGORY - 1	KUTIR JYOTI SCHEME CONNECTION			
	(Single light point connection for total consumption in three months not exceeding 45 kWh)			
	(A) METERED SUPPLY			
	0-15 kWh/Month for all units	20	Rs./Month/Connection	100
	Above 15 kWh/Month for all units			150
CATEGORY - 2	DOMESTIC			
	0-100 kWh/Month	60	Rs./contracted load in kW	280
	101-200 kWh/Month			340
	201-300 kWh/Month			410
	Above 300 kWh/Month			460
CATEGORY - 3	COMMERCIAL			
	0-100 kWh/Month	80	Rs./contracted load in kW	380
	101-200 kWh/Month			450
	201-300 kWh/Month			510
	Above 300 kWh/Month			560
CATEGORY - 4	PUBLIC LIGHTING SUPPLY	60	Rs./contracted load in kW	490
CATEGORY - 5	PUBLIC WATER WORKS	100	Rs./contracted load in kW	490
CATEGORY - 6	IRRIGATION & AGRICULTURE	60	Rs./contracted load in kW	290
CATEGORY - 7	SMALL INDUSTRY	80	Rs./contracted load in kW	290
	HT SUPPLY			
CATEGORY - 1	COMMERCIAL	100	Rs/billing demand in kVA	540
CATEGORY - 2	PUBLIC WATER WORKS	100	Rs/billing demand in kVA	460
CATEGORY - 3	AGRICULTURE & IRRIGATION	100	Rs/billing demand in kVA	270
CATEGORY - 4	MEDIUM INDUSTRY	100	Rs/billing demand in kVA	380

Electricity Tariff & Duty and Average rates of electricity supply in India

CATEGORY - 5	LARGE INDUSTRY	100	Rs/billing demand in kVA	440
CATEGORY - 6	BULK SUPPLY WITHIN THE STATE	100	Rs/billing demand in kVA	400
5	Paise/kWh rebate will be allowed for payment within due date			
2%	surcharge at simple interest on outstanding principal amount for late payment for each 30 days successive period or part thereof.			
0.5%	surcharge on energy charge and demand charge subject to maximum of 2.5% for every 1% fall in PF below 90%			
3%	additional charge as transformation loss from consumers getting supply at HT and metered on LT side			
	Assumed Power Factor	90%		

Reference : Manipur Electricity Department website

ELECTRICITY TARIFF IN MEGHALAYA w.e.f. 01.04.2013

Schedule	Category of Service	Voltage of supply	Demand/Fixed Charge	Energy Charge (P/kWh)	Monthly Minimum Charge
KJ-M/BPLM	Kutir Jyoti / BPL				
	Metered (for consumption upto 30 units/month only)	LT		200	
KJ-U/BPLU	Un-metered		80 Rs/Month		
DLT	DOMESTIC				
	First 100 units	LT	35 Rs/ KW/ Month	260	35 Rs./Month/KW or part thereof
	Next 100 units			300	
	Above 200 units			375	
EMPL	EMPLOYEES				
	All Units	LT	Nil	340	
CLT	NON DOMESTIC (COMMERCIAL)				
	First 100 units	LT	70 Rs/ KW/ Month	450	70 Rs./Month/KW or part thereof
	Above 100 units			490	
AP	AGRICULTURE				
	All Units	LT	40 Rs/ KW/ Month	165	40 Rs./Month/KW or part thereof
ILT	INDUSTRIAL				
	All Units	LT	70 Rs/ KW/ Month	420	70 Rs./Month/KW or part thereof
GP	GENERAL PURPOSE				
	All Units	LT	70 Rs/ KW/ Month	475	70 Rs./Month/KW or part thereof
WSLT	PUBLIC WATER SUPPLY / SEWAGE TREATMENT PLANT				
	All Units	LT	70 Rs/ KW/ Month	475	70 Rs./Month/KW or part thereof
CRM	CREMATORIUM				
	All Units	LT	5200 Rs/ Month	300	5200 Rs./Month
PL	PUBLIC LIGHTING (Metered Supply)				
	All Units	LT	70 Rs/ KW/ Month	475	70 Rs./Month/KW or part thereof
(i)	PUBLIC LIGHTING (Unmetered Supply)				
	All Units	LT	70 Rs/ KW/ Month	475	70 Rs./Month/KW or part thereof
(ii)	Incandescent Lamp				
			Rate in Rs/Lamp Point/Month		
	40 Watts		85.00		
	60 Watts		135.00		
(iii)	Special Fixtures like mercury vapour lamps and fluorescent Lamps				
	For Fluorescent Lamp				
	Upto 40 Watts				
	For Mercury Vapour Lamps				
(iv)	Special Fixtures like Sodium vapour lamps				
	For Sodium Vapour Lamps				
	Upto 150 Watts				
	250 Watts				
	400 Watts				
(v)	Special Fixtures like CFL Fitting, LED Fitting and Metal Halide				
	For CFL Fitting				
	Upto 45 Watts				
	Above 45 Watts and Upto 85 Watts				
	LED Fitting				
	Matal Halide				
	HIGH TENSION (HT)				
DHT	Domestic	HT	125 Rs/ KVA/ Month	440	125 Rs./KVA/Month
CHT	Non Domestic	HT	125 Rs/ KVA/ Month	440	125 Rs./KVA/Month
IHT	Industrial	IHT	125 Rs/ KVA/ Month	454	125 Rs./KVA/Month
IEHT	Industrial	IEHT	125 Rs/ KVA/ Month	439	125 Rs./KVA/Month
WSHT	Public Water Supply/ Sewage Treatment Plant	HT	125 Rs/ KVA/ Month	440	125 Rs./KVA/Month
BS	General Purpose/ Bulk Supply	HT	125 Rs/ KVA/ Month	455	125 Rs./KVA/Month
TM	Temporary Supply	LT & HT	Fixed and energy charges shall be double the standard applicable rate for all categories		
(a)	For marriage,puja & other Festivals				
	Per day for the first 6 days or part thereof				80 Rs./ KW of connected load
	Per day beyond 6 days but not exceeding 30 days or part thereof				73 Rs./ KW of connected load
(b)	For others				Rate per day shall be double the applicable minimum charge per month per KW of connected load.
2.50%	Delayed payment charges for payment made after due date is leviable on the gross amount of the bill.				
2.00	Rs per kVA per month as compensation charges shall be levied if the average monthly power factor falls below 0.90				
	Assumed Power Factor			90%	

Reference : Meghalaya Energy Corporation Ltd. Letter No. MeECL/SE(Comm)/T-23/PT-IV/2013-14/31 dated 03.07.2013

ELECTRICITY TARIFF IN MIZORAM w.e.f. 01.04.2015

Category No.	Category of Service	Fixed / Demand Charge		Energy Charge (Paise/kWh)
	LT SUPPLY			
CATEGORY - 1	KUTIR JYOTI SCHEME			
	(Single light point connection the total consumption in three months not exceeding 45 kWh)			
a)	1-15 kWh/Month	10 Rs./Month/Connection		120
b)	16-30 kWh/Month			180
c)	Above 30 kWh/Month			210
CATEGORY - 2	DOMESTIC LT			
a)	1-50 kWh/Month	30 Rs./kW/Month		210
b)	51-100 kWh/Month			300
c)	101-200 kWh/Month			390
d)	Above 200 kWh/Month			460
CATEGORY - 3	NON-DOMESTIC/ COMMERCIAL			
a)	1-100 kWh/Month	60 Rs./kW/Month		335
b)	101-200 kWh/Month			435
c)	Above 200 kWh/Month			530
CATEGORY - 4	PUBLIC LIGHTING			
	All Units	60 Rs./kW/Month		480
CATEGORY - 5	PUBLIC WATER WORKS			
	All Units	75 Rs./kW/Month		480
CATEGORY - 6	IRRIGATION & AGRICULTURE			
	All Units	30 Rs./kW/Month		175
CATEGORY - 7	INDUSTRIAL			
	1-400 kWh/Month	60	Rs./kW/Month	350
	Above 400 kWh/Month			420
	HT SUPPLY			

Electricity Tariff & Duty and Average rates of electricity supply in India

CATEGORY - 1	DOMESTIC			
	All Units	30	Rs./kVA/Month of billing demand	450
CATEGORY - 2	NON-DOMESTIC/ COMMERCIAL			
	All Units	60	Rs./kVA/Month of billing demand	520
CATEGORY - 3	PUBLIC WATER WORKS (PWW)			
	All Units	70	Rs./kVA/Month of billing demand	475
CATEGORY - 4	IRRIGATION & AGRICULTURE			
	All Units	30	Rs./kW/Month of billing demand	175
CATEGORY - 5	INDUSTRIAL			
	All Units	60	Rs./kVA/Month of billing demand	410
CATEGORY - 6	BULK SUPPLY WITHIN THE STATE			
	All Units	70	Rs./kVA/Month of billing demand	380
	TEMPORARY SUPPLY			
	All Units	50	Rs./kW/Month	600
2%	surcharge on outstanding amount for late payment for each 30 days successive period or part thereof will be charged.			
2%	surcharge on total amount of the bill for every 1% fall in PF below 85%			
1%	surcharge on total amount of the bill for every 1% fall in PF below 90% upto 85%			
1%	incentive on total amount of the bill for every 1% increase in PF above 95% upto unity			
	Assumed Power Factor		85%	

Reference : Power & Electricity Department, Mizoram

ELECTRICITY TARIFF IN NAGALAND w.e.f. 01.04.2015

Category	Category of Service	Energy Charge (Paise/kWh)
A	DOMESTIC	
	a) 0 to 30 kWh	340
	b) 31 to 100 kWh	455
	c) 101 to 250 kWh	550
	d) > 250 kWh	630
B	INDUSTRIAL	
	a) < 500 kWh	490
	b) 501 to 5000 kWh	580
	c) > 5000 kWh	660
C	BULK	590
D	COMMERCIAL	
	a) < 60 kWh	620
	b) 61 to 240 kWh	730
	c) > 240 kWh	840
E	PUBLIC WATER WORKS	560
F	PUBLIC LIGHT	To be recovered from consumers
G	INTER-STATE	590
H	AGRICULTURE	290
I	TEMPORARY CONNECTION	
	DLF	900
	Others	1200
	KUTIR JYOTI (POINT)	Same as SPM
	SINGLE POINT METERED RURAL	340
	SINGLE POINT METERED URBAN	440
	10	Paise/kWh as surcharge for delayed payment shall be levied to all category of consumers.
	Assumed Power Factor	85%
Reference : NERC Website		

ELECTRICITY TARIFF IN ORISSA w.e.f. 01.04.2014

Sl. No.	Category of Consumers	Demand Charge (Rs./kW/Month) / (Rs./KVA/Month)	Energy Charge (P/kWh)	Customer Service Charge (Rs/Month)	Monthly Minimum Fixed charge for first KW or part (Rs)	Monthly Fixed charge for any additional KW or part (Rs)	Rebate (P/kWh) / DPS
LT CATEGORY							
1	DOMESTIC						
1.a	Kutir Jyoti <= 30 kWh/Month	FIXED MONTHLY CHARGE ----->			65		
1.b	OTHERS						
	0 - 50 kWh/Month		230		20	20	10 P/kWh
	51 - 200 kWh/Month		400				
	201 - 400 kWh/Month		500				
	Above 400 kWh/Month		540				
2	GENERAL PURPOSE < 110 KVA				30	30	10 P/kWh
	0 - 100 kWh/Month		510				
	101 - 300 kWh/Month		620				
	Above 300 kWh/Month		690				
3	Irrigation Pumping & Agriculture		110		20	10	10 P/kWh
4	Allied Agricultural Activities		120		20	10	10 P/kWh
5	Allied Agro-Industrial Activities		400		80	50	DPS/Rebate
6	PUBLIC LIGHTING		540		20	15	DPS/Rebate
7	L. T. INDUSTRIAL (S) SUPPLY <22 KVA		540		80	35	10 P/kWh
8	L. T. INDUSTRIAL (M) SUPPLY >=22 KVA <110 KVA		540		100	50	DPS/Rebate
9	SPECIFIED PUBLIC PURPOSE		540		50	50	DPS/Rebate
10	PUBLIC WATER WORKS & SWERAGE PUMPING <110KVA		540		50	50	10 P/kWh
11	PUBLIC WATER WORKS & SWERAGE PUMPING >=110KVA	200	540	30			10 P/kWh
12	GENERAL PURPOSE >= 110KVA	200	540	30			DPS/Rebate
13	LARGE INDUSTRY	200	540	30			DPS/Rebate
HT CATEGORY							
14	BULK SUPPLY - DOMESTIC	20	410	250			10 P/kWh
15	IRRIGATION PUMPING & AGRICULTURE	30	100	250			10 P/kWh
16	ALLIED AGRICULTURAL ACTIVITIES	30	110	250			10 P/kWh
17	ALLIED AGRO-INDUSTRIAL ACTIVITIES	50	390	250			DPS/Rebate
18	SPECIFIED PUBLIC PURPOSE	250		250			DPS/Rebate
19	GENERAL PURPOSE >70KVA & <110 KVA	250	As indicated in the notes below	250			10 P/kWh
20	H. T. INDUSTRIAL (M) SUPPLY	150		250			DPS/Rebate
21	GENERAL PURPOSE >=110KVA	250		250			DPS/Rebate
22	PUBLIC WATER WORKS & SWERAGE PUMPING	250		250			10 P/kWh
23	LARGE INDUSTRY	250		250			DPS/Rebate
24	POWER INTENSIVE INDUSTRY	250		250			DPS/Rebate
25	MINI STEEL PLANT	250		250			DPS/Rebate
26	RAILWAY TRACTION	250		250			DPS/Rebate
27	EMERGENCY SUPPLY TO CGP	0	700	250			DPS/Rebate
28	COLONY CONSUMPTION	0	450	0			DPS/Rebate

Electricity Tariff & Duty and Average rates of electricity supply in India

EHT CATEGORY						
29	GENERAL PURPOSE	250	As indicated in the notes below	700		DPS/Rebate
30	LARGE INDUSTRY	250		700		DPS/Rebate
31	RAILWAY TRACTION	250		700		DPS/Rebate
32	HEAVY INDUSTRY	250		700		DPS/Rebate
33	POWER INTENSIVE INDUSTRY	250		700		DPS/Rebate
34	MINI STEEL PLANT	250		700		DPS/Rebate
35	EMERGENCY SUPPLY TO CGP	0	695	700		DPS/Rebate
36	COLONY CONSUMPTION	0	440	0		DPS/Rebate
Note:						
Energy Charges for HT consumers						
	With Load Factor	<=60%		505		
	With Load Factor	>60%		400		
Energy Charges for EHT consumers						
	With Load Factor	<=60%		500		
	With Load Factor	>60%		395		
Power Factor penalty for HT & EHT consumers						
0.5%	on the monthly demand charges and energy charges for every 1% fall in pf from 92% upto and including 70% plus					
1%	on the monthly demand charges and energy charges for every 1% fall in pf below 70% upto and including 30% plus					
2%	on the monthly demand charges and energy charges for every 1% fall in pf below 30%					
	Assumed Power Factor			92%		

Reference: Central Electricity Supply Utility of Orissa Letter No. CESU/MIS/25868(3) dated 17.09.2014

ELECTRICITY TARIFF IN PUDUCHERRY w.e.f. 01.04.2014

Consumer Category	Category of Service	Fixed / Demand Charge	Service Charge	Energy Charge (P/kWh)	Minimum Charge
A	LOW TENSION SUPPLY (Load shall not exceed 4 kW for 1 phase & 130 HP or 97 kW for 3 phase)				
1	Domestic Purposes (A2)				
	0 - 100 units/month	30	Rs/month	105	
	101 - 200 units/month	30	Rs/month	160	
	201 - 300 units/month	30	Rs/month	310	
	Above 300 units/month	30	Rs/month	385	
2	Hut Services (A3) -bonafide hut services with only two numbers of 40 W Florescent Tube lights	25	Rs/Month		
3	Commercial (A1)				
	0 - 100 units/month	70	Rs/month	385	
	101 - 250 units/month	70	Rs/month	455	
	Above 250 units/month	70	Rs/month	500	
4	Agricultural Services (D) - Connected load 3 HP & above (Agriculture / Cottage Industries etc.)				
4.1	Agriculture (D1)				
	i) Small Farmers (Total holding upto 2.5 acres of wet land or 5 acre of dry land)	8	Rs/HP/month		
	ii) Other Farmers	25	Rs/HP/month	225	Rs./Annum
Note:	Load below 3 HP charged under Tariff category A1				
4.2	Cottage Industries / Horticulture/ Poultry Farms / Pisciculture (D2)	Tariff rates as applicable in case of Domestic Consumers			
5	Public Lighting	50	Rs/Pole/month	440	
6	Industrial				
	LT Industrial (C) - LT industrial consumers including lighting in the industrial services and Water Tanks including premises maintained by State Govt Departments/Undertakings and Local Bodies.				
	All units	80	Rs/month	450	
	LT Supply Limit for all LT Categories				
	For single phase connection, the load shall not exceed 4kW and for 3 phase connection, the load shall not exceed 130 HP or 97 kW.				
B	HIGH TENSION SUPPLY (supply voltage @ 11kV or 22kV, 33kV for CD upto 5000 kVA & 110kV or 132kV for CD beyond 5000 kVA)				
7	High Tension (HT) - I				
	a) Industrial establishments, IT and ITES based Companies with Contracted Maximum Demand upto 5000 KVA				
	All Units	220	Rs/KVA/Month	470	
	b) Commercial establishments with Contracted Maximum Demand upto 5000 KVA				
	All Units	220	Rs/KVA/Month	470	
8	High Tension (HT) - II (For State & Central Govt. Establishments)	220	Rs/KVA/Month	480	
9	High Tension (HT) - III (For all types of Industries at 110 KV or 132 KV)	240	Rs/KVA/Month	470	
C	Temporary Supply				
10	(a) Lights or combined installation of lights and fans, Motive Power, Heating and others			900	200 Rs./connection/ Month
	(b) Special Illumination			900	500 Rs./connection/ Month
	(c) Construction and testing purpose for load exceeding 130 HP or 97 KW			900	500 Rs./connection/ Month
D	Hoardings/ Signboards	100	Rs/KVA/Month	700	
	Time of Day (TOD) tariff (Optional)				
	Time of use	Demand Charges		Energy Charges	
	Normal Period (0600 Hrs - 1800 Hrs)	Normal Rate		Normal Rate of energy charges	
	Evening peak load period (1800 Hrs - 2200 Hrs)	Normal Rate		120% of normal Rate of energy charges	
	Off-peak load period (2200 Hrs - 0600 hrs)	Normal Rate		90% Of normal Rate of energy charges	
	Power Factor Incentive				
0.5%	Rebate on energy and demand charges for each 1% increase in power factor above 95%				
	Assumed Power factor	90%			

Reference : Joint Electricity Regulatory Commission letter No. 16/29/2013-JERC/123 dated 25.04.2014

ELECTRICITY TARIFF IN PUNJAB w.e.f. 01.04.2015

Sl. No.	Category of Service	Demand/Fixed Charge	Energy Charge (P/kWh)	Monthly Minimum Charge	
A	PERMANENT SUPPLY				
1A	DOMESTIC SUPPLY (for loads upto 100 kW)				
	a) Upto 100 kWh/Month		452	52	Rs./KW for loads upto 100 KW
	b) 101 to300 kWh/Month		614		
	c) Above 300 kWh/Month		656		
1B	DOMESTIC SUPPLY (for loads exceeding 100 kW)				
	a) Upto 100 kWh/Month		416	47	Rs./KVA for loads exceeding 100 KW
	b) 101 to300 kWh/Month		565		
	c) Above 300 kWh/Month		604		
	Domestic consumers belonging to SC category & Non-SC BPL category with connected load upto 1000 watts will be given 200 units free power per month in view of GoP subsidy.				
2A	NON-RESIDENTIAL (for loads upto 100 kW)				
	a) Upto 100 kWh/Month		653	190	Rs./KW for loads upto 100 KW
	b) Above 100 kWh/Month		675		
2B	NON-RESIDENTIAL (for loads exceeding 100 kW)				
	a) Upto 100 kVAh/Month		601	171	Rs./KVA for loads exceeding 100 KW
	b) Above 100 kVAh/Month		621		
3	PUBLIC LIGHTING		669	As per 8 Hours/ Day	
4	AGRICULTURAL PUMPSETS				
	i) Without GoP Subsidy (Metered)		458	or 332	Rs./BHP/Month
	ii) With Govt. Subsidy		Nil		
5	AP High - Technology		458		
6	Compost Plants/ Solid Waste Management		458	47	
	Plants for Municipalities/ Urban Local Bodies				
7	INDUSTRIAL SUPPLY				
	a) Small Power (SP)		585	157	Rs./KW
	b) Medium Supply (MS)		587	209	Rs./KW or 188/kVA
	c) Large Supply (LS)				
	i) General Industry		614	188	Rs./KVA
	ii) PIU		633	491	Rs./KVA
	iii) Arc Furnace		633	491	Rs./KVA
8	BULK SUPPLY (including MES)				
	HT		609	307	Rs./KVA
	LT		635		
9	RAILWAY TRACTION		655	314	Rs./KVA
B	Seasonal Industry: Cotton ginning,pressing and bailing plant,rice shellers/hullers mills, kinnow grading and waxing centres, rice bran stabilization units (without T.G. sets) (SP,MS,LS)				
	a) During season (1st Sept. to 31st May next year & for rice shellers/ huller mills shall be from 1st October to 30th next year)				
	SP		585	574	Rs./KW

Electricity Tariff & Duty and Average rates of electricity supply in India

	MS		587	518	Rs/kVA	
	LS		614	518	Rs./KVA	
	b) Off season					
	SP		690		NA	
	MS		731		NA	
	LS		740		NA	
C	Ice Factory & Ice Candies and Cold storage					
	a) April to July					
		SP		585	782	Rs./KW
		MS		587	704	Rs/kVA
		LS		614	704	Rs./KVA
	b) August to March next year					
		SP		585	157	Rs./KW
		MS		587	140	Rs/kVA
		LS		614	140	Rs./KVA
D	GOLDEN TEMPLE,AMRITSAR AND DURGIANA TEMPLE,AMRITSAR					
	(a) First 2000 kWh/Month		Free		NA	
	(b) Beyond 2000 kWh/Month		532		NA	
E	TEMPORARY SUPPLY					
	i) Domestic (for loads upto 100kW)		1139	965	Rs. Or 192 Rs/KW which-ever is higher	
	for loads exceeding 100kW		1048	965	Rs. Or 173 Rs/kVA which-ever is higher	
	ii) NRS (for loads upto 100kW)		1139	1932	Rs. Or 484 Rs/KW which-ever is higher	
	for loads exceeding 100kW		1048	1932	Rs. Or 436 Rs/KW which-ever is higher	
	iii) Industrial (SP,MS & LS)		Relevant Industrial Tariff as per A (7) above		774	Rs/KW of sanctioned load for SP
			for permanent supply + 100%		774	Rs/KW or 697/kVA of sanctioned load
						for MS
					697	Rs./KVA for LS
	iv) Wheat thresher		----do----		----do----	
	v) Fairs,Exhibitions & Melas,congregations		Bulk supply tariff as at A (8) +50 %		7730	Rs.per service
	vi) Touring Cinemas					
	a) Lights & fans		1139	1932	Rs. OR	
b) Motive load		Rate for Industrial permanent supply as at A (7) + 100%		484	Rs/KW Or 436/kVA of sanctioned load whichever is higher	
Assumed Power Factor		90%				

Reference : Punjab State Power Corporation Limited Memo No. 411 dated 07.10.2015

ELECTRICITY TARIFF IN RAJASTHAN w.e.f. 01.02.2015

Category	Category of Service	Demand/Fixed Charge		Energy Charge		Minimum charge
DS/LT - 1	DOMESTIC SERVICE					
	(i) BPL Consumers upto 50 units	90	Rs./Month	325	Paise/kWh	
	(ii) Small Domestic					
	Upto 50 kWh/Month	90	Rs./Month	350	Paise/kWh	
	(iii) General Domestic (above 50 kWh/Month)					
	0 - 50 kWh/Month	180	Rs./Month	350	Paise/kWh	
	51 - 150 kWh/Month			545	Paise/kWh	
	151 - 300 kWh/Month	200	Rs./Month	570	Paise/kWh	
	301 - 500 kWh/Month	240	Rs./Month	600	Paise/kWh	
	Above 500 kWh/Month	260	Rs./Month	640	Paise/kWh	
10.00%	Rebate in Energy Charge for Domestic Consumers in Rural Areas shall be allowed. But where more than block hours supply of electricity is provided, 10% rebate in energy charges shall not be available.					
NDS/ LT - 2	NON-DOMESTIC SERVICE					
	(i) Sanctioned connected load upto 5 KW					
	0 - 100 kWh/Month	210	Rs./Month	675	Paise/kWh	
	101 - 200 kWh/Month			715	Paise/kWh	
	200 - 500 kWh/Month	250	Rs./Month	745	Paise/kWh	
	500 kWh/Month	300	Rs./Month	785	Paise/kWh	
	(ii) Sanctioned connected load above 5 KW but maximum demand upto 50 KVA					
	0 - 100 kWh/Month	85	Rs./Month/KW of sanctioned connected load or	675	Paise/kWh	
	101 - 200 kWh/Month	170	Rs./KVA/Month of billing demand(if SCL is more	715	Paise/kWh	
	200 - 500 kWh/Month		than 18.65 kW).	745	Paise/kWh	
	500 kWh/Month	95	Rs./Month/KW of sanctioned connected load or	785	Paise/kWh	
		170	Rs./Month/KVA of billing demand(if scl is more than 18.65 KW)			
PSL/LT - 3	PUBLIC STREET LIGHTING					
	(i) In Panchayats/Municipal areas having population below 1-Lakh	75	Rs./Month(Maximum Rs. 750/Connection)	585	Paise/kWh	
	(ii) In Municipal areas having population of 1-Lakh and above	95	Rs./Month (Maximum Rs. 1900/Connection)	630	Paise/kWh	
AG/LT - 4	AGRICULTURE					
AG/MS/ LT-4	(A) Metered Supply					
	(I) General category (getting supply block hours)	15	Rs./HP /Month	450	Paise/kWh	
	(ii) All others not covered under (I) above and getting more than block hours supply)	30	Rs./HP /Month	570	Paise/kWh	
AG/FR/ LT-4	(B) Flat Rate Supply					
	(I) General category (getting supply in block hours)	15	Rs./HP/Month	600	Rs /HP/month	
	(ii) All others not covered under (I) above and getting more than block hours supply)	30	Rs./HP/Month	720	Rs /HP/month	
	For Connected Laod upto 5 KW					
	Upto 500 units/month	60	Rs./HP/Month of sanctioned connected load	535	Paise/kWh	
	Above 500 units/month			575	Paise/kWh	
	For Connected Load above 5 KW but not exceeding 18.65 KW (25 HP)					
	Upto 500 units/month	60	Rs./HP/Month of sanctioned connected load	535	Paise/kWh	
	Above 500 units/month			575	Paise/kWh	

Electricity Tariff & Duty and Average rates of electricity supply in India

MP/LT - 6	MEDIUM INDUSTRIAL SERVICE					
	Connected Load above 25 HP/18.65 KW but not exceeding 150 HP/112 KW of sanctioned connected load &/or maximum demand of 50 KVA	70	Rs./HP/Month of sanctioned connected load or Rs 150/kVA of billing demand per month	625	Paise/kWh	
ML/LT- 7	BULK SUPPLY FOR MIXED LOAD					
	For Connected Load upto 5 KW	70	Rs./HP/Month of sanctioned connected load or	625	Paise/kWh	
	For Connected Load above 5 KW but maximum demand upto 50 KVA	150	Rs./KVA of billing demand per month			
	HIGH TENSION					
DS/HT-1	DOMESTIC SERVICE	170	Rs./KVA/Month of billing demand.	550	Paise/kWh	
10%	Rebate in Energy Charge for Domestic Consumers in Rural Areas shall be allowed. But where more than blok hours supply of electricity is provided, 10% rebate in energy charges shall not be available.					
NDS/HT-2	NON-DOMESTIC SERVICE	170	Rs./KVA/Month of billing demand.	745	Paise/kWh	
MP/HT-3	MEDIUM INDUSTRIAL SERVICE (11 kV)	150	Rs./KVA/Month of billing demand.	625	Paise/kWh	
ML/HT-4	BULK SUPPLY FOR MIXED LOAD	150	Rs./KVA/Month of billing demand.	625	Paise/kWh	
LP/HT - 5	LARGE INDUSTRIAL SERVICE INCLUDING RAILWAY TRACTION					
	For sanctioned load above 150 HP or CD above 125 KVA	170	Rs./KVA/Month of billing demand.	650	Paise/kWh	
	REBATE FOR SUPPLY AT HIGHER VOLTAGE (Base Voltage-11 kV) IN CASE OF HT TARIFF					
3.00%	Rebate on the billed amount for the month if consumer takes supply at 33 KV					
4.00%	Rebate on the billed amount for the month if consumer takes supply at 132 KV					
5.00%	Rebate on the billed amount for the month if consumer takes supply at 220 KV					
2.00%	Delayed payment surcharge on unpaid dues in case of all categories of consumers except Large Industrial Service (Schedule LP/HT-5) and Temporary supply					
0.1%	per day till unpaid amount of the bill is paid in full as Late Payment Surcharge on unpaid dues in case of Large Industrial Service (Schedule LP/HT-5)					
3.00%	shall be added to the recorded energy consumption and demand, to cover transformation losses for HT consumers if metering is done on low voltage side					
7.50%	rebate on the billed amount for LT consumers if supply is provided at HT and metering is done on high voltage side					
	For all HT consumers if demand is more than 105% of contract demand, an extra charge applicable equal to the same percentage of fixed and energy charges(excluding the Electricity Duty and other Charges, if any) by which percentage the excess demand has actually been caused.					
	POWER FACTOR INCENTIVE / SURCHARGE					
1%	incentive on energy charges shall be provided if average power factor is above 95% for each 1% improvement above 95%					
1%	surcharge on energy charges shall be charged if average power factor falls below 90% for every 1% fall in average power factor below 90%					
	STANDARD PRESCRIBED VOLTAGES FOR HT CONSUMERS					
	Contract Demand	Voltage of Supply				
	Upto 1500 KVA	11 KV				
	Above 1500 KVA upto 5000 KVA	33 KV				
	5000 KVA & above	132 KV or 220 KV				
	ASSUMED POWER FACTOR	90%				

Reference: Ajmer Vidyut Vitran Nigam Limited letter No. AVVNL/CE@/XEN-I/F./2014/D 6647 dated 06.01.2015

ELECTRICITY TARIFF IN SIKKIM w.e.f. 01.04.2015

Category No.	Category of Service	Fixed/Demand Charge	Energy Charge	Minimum Charge
I (DS)	DOMESTIC SUPPLY			
	Upto 50 KWh/Month		110 Paise/KWh	40 Rs/Month for single phase supply
	51 to 100 KWh/Month		225 Paise/KWh	200 Rs/Month for three phase supply
	101 to 200 KWh/Month		345 Paise/KWh	
	201 to 400 KWh/Month		415 Paise/KWh	
	Consumption exceeding 400 KWh/Month		440 Paise/KWh	
II (CS)	COMMERCIAL SUPPLY			
	Upto 50 KWh/Month		330 Paise/KWh	200 Rs/Month for single phase supply
	51 to 200 KWh/Month		515 Paise/KWh	500 Rs/Month for three phase supply
	201 to 400 KWh/Month		540 Paise/KWh	
	Consumption exceeding 400 KWh/Month		567 Paise/KWh	
III (LTIS)	LT INDUSTRIAL SUPPLY (LOAD NOT EXCEEDING 25 KVA)			
	a) Rural			
	Upto 500 KWh/Month		235 Paise/KWh	60 Rs./KVA/Month
	501 to 1000 KWh/Month		420 Paise/KWh	
	Consumption exceeding 1000 KWh/Month		545 Paise/KWh	
	b) Urban			
	Upto 500 KWh/Month		480 Paise/KWh	100 Rs./KVA/Month
	501 to 1000 KWh/Month		550 Paise/KWh	
	Consumption exceeding 1000 KWh/Month		620 Paise/KWh	
	IV (HTS)	HIGH TENSION SUPPLY (above 3.3 KV, three-phase)		
Upto 100 KVA		175 Rs./KVA/Month	300 Paise/KWh	Demand charges
101 KVA to 250 KVA		225 Rs./KVA/Month	348 Paise/KWh	
251 KVA to 500 KVA		250 Rs./KVA/Month	396 Paise/KWh	
Above 500 KVA		475 Rs./KVA/Month	410 Paise/KWh	
V (BS)	BULK SUPPLY (NON COMMERCIAL SUPPLY)			
	i) LT (430/230 Volts) - all consumptions		540 Paise/KWh	150 Rs./Month/KVA of sanctioned load
	ii) HT (11 KV or 66 KV) - all consumptions		560 Paise/KWh	140 Rs./Month/KVA of sanctioned load
VI	SUPPLY TO ARMY PENSIONERS	Domestic Supply rate is applicable		As per Domestic Supply Category
	i) Upto 100 KWh/Month	To be billed to Secretary, Rajya Sainik Board		
	ii) 101 and above	To be billed to the consumer		
VII	SUPPLY TO BLIND	Domestic Supply rate is applicable		As per Domestic Supply Category
	i) Upto 100 KWh/Month	To be billed to Secretary, Rajya Sainik Board		
	ii) 101 and above	To be billed to the consumer		

Electricity Tariff & Duty and Average rates of electricity supply in India

VIII (PW)	SUPPLY TO THE PLACES OF WORSHIP	Domestic rate is applicable	As per Domestic Supply Category
	i) Having 3 Light points		
	a) Upto 100 KWh/Month	To be billed to Secretary, Ecclesiastical Department and to be submitted to the head of Office of the Department in the District.	
	b) Above 101 KWh/Month	To be billed to Head of the Place of worship	
	ii) Having 4 to 6 Light points		
	a) Upto 150 KWh/Month	To be billed to Secretary, Ecclesiastical Department and to be submitted to the head of Office of the Department in the District.	
	b) Above 151 KWh/Month	To be billed to Head of the Place of worship	
	iii) Having 7 to 12 Light points		
	a) Upto 300 KWh/Month	To be billed to Secretary, Ecclesiastical Department and to be submitted to the head of Office of the Department in the District.	
	b) Above 301 KWh/Month	To be billed to Head of the Place of worship	
	iv) Having 13 and more Light points		
	a) Upto 500 KWh/Month	To be billed to Secretary, Ecclesiastical Department and to be submitted to the head of Office of the Department in the District.	
	b) Above 501 KWh/Month	To be billed to Head of the Place of worship	
IX	PUBLIC LIGHTING		
	RURAL AREAS	250	Paise/KWh
	URBAN AREAS	460	Paise/KWh
X	TEMPORARY SUPPLY	Twice the Tariff under schedule DS/CS/LTIS/HT for corresponding permanent supply.	
	ASSUMED POWER FACTOR	85%	

Reference : Sikkim State Electricity Regulatory Commission website

ELECTRICITY TARIFF IN TAMIL NADU w.e.f. 12.12.2014

			(Subsidized rate payable by the consumer)	
Category No.	Category of Service	Demand / Fixed Charge	Energy Charge (Paise/kWh)	Minimum Charge
I	HIGH TENSION SUPPLY			
I - A	Industries, Registered Factories, Textiles, Tea estates etc.	350 Rs./KVA/month	635	
I - B	Railway Traction	300 Rs./KVA/month	635	
II - A	Government Educational Institutions, Govt. Hospitals, Water Supply etc. Places of Worship	350 Rs./KVA/month	635	
II - B	Private Educational Institutions & Hostels	350 Rs./KVA/month	635	
III	Commercial and other categories, Private Communication providers, Cinema Studios and Cinema Theatres	350 Rs./KVA/month	800	
IV	Lift Irrigation Co-op Societies	Nil	0	
V	Temporary Supply for construction & other purposes	350 Rs./KVA/month	1100	
II	LOW TENSION SUPPLY			
I - A	Domestic, Handloom, Nutrition Centres etc.			
	Consumption range upto 50 units per month			
	0 to 50 Units	10 Rs/month	100	0
	Consumption range 51 to 100 units per month			
	0 to 100 Units	10 Rs/month	150	0
	Consumption range 101 to 250 units per month			
	0 to 100 Units	15 Rs/month	200	0
	101 to 250 Units	15 Rs/month	300	0
	Consumption range 251 & above units per month			
	0 - 100 units	25 Rs/month	350	0
	101 to 250 units	25 Rs/month	460	0
	Above 251 Units	25 Rs/month	660	0
	Hand Loom Weavers 0 - 100 units bi-monthly	0 Rs/month	0	
	Above 100 units bi-monthly, credit of Rs 100 for two months will be given from the original bill			
I - B	Huts in village panchayats, TAHDCO: Metered	0	0	0
	Till meters are fixed	0	0	0
I - C	LT Bulk supply, Railway Colonies, Defence colonies etc.	60 Rs/KW/month	460	0
II - A	Public Lighting, Water Supply, Sewer	60 Rs/KW/month	635	0
	Village / Town Panchayats	60 Rs/KW/month	635	0
	Municipality / Corporations	60 Rs/KW/month	635	0
II - B (1)	Government & Aided Educational Institutions, Govt. Hospitals etc.	60 Rs/KW/month	575	0
II - B (2)	Private Educational Institutions & Hostels	60 Rs/KW/month	750	0
II - C	Places of Public Worship, Mutts			
	0 - 60 units	60 Rs/KW/month	285	0
	Above 60 units	60 Rs/KW/month	575	0
III - A (1)	Cottage, Tiny Industries (Upto 10 HP)			
	Upto 250 Units	20 Rs/KW/month	400	0
	Above 250 Units	20 Rs/KW/month	460	0
III - A (2)	Power Looms (upto 10 HP) incl. Winding etc.			
	Upto 250 Units	0 Rs/KW/month	0	0
	251 - 500 units	35 Rs/KW/month	230	0
	501 - 750 units	35 Rs/KW/month	345	0
	Above 750 Units	35 Rs/KW/month	460	0
III - B	Industries (above 10 HP)	35 Rs/KW/month	635	0
IV	Agriculture & Govt. Seed Farms & SFS: Metered	0	0	0
	Till Meters are fixed	0	0	0

Electricity Tariff & Duty and Average rates of electricity supply in India

V	Commercial & others (including construction for residential buildings), cinema theatres, cinema studios, private communication providers			
	0 to 50 Units	70	Rs/KW/month	500
		70	Rs/KW/month	805
VI	Temporary Supply			
	Temporary activities such as construction of commercial complexes/ resi- dential building/ complexes of more than 2000 square feet	345	Rs/KW/month	1200
	Lavish illuminations	0		1050
	Any High Tension Supply involving a sanctioned demand 5000 KVA and above shall be given supply at 33 KV and above.			
	In case of existing High Tension Consumers with sanctioned demand above 5000 KVA but availing supply at below 33 KV, extra levy over & above the normal tariff, for the entire energy consumed in Paise/kWh			
	Power Factor compensation for High Tension Consumers			
	Below 0.90 and upto 0.85	1.0%	of the current consumption charge for every reduction of 0.01 in pf from 0.90	
	Bepow 0.85 to 0.75	1.5%	of the current consumption charge for every reduction of 0.01 in pf from 0.90	
	Below 0.75	2.0%	of the current consumption charge for every reduction of 0.01 in pf from 0.90	
	Power Factor compensation for Low Tension Consumers (for categories III-B & V only)			
	Below 0.85 and upto 0.75	1.0%	of the current consumption charge for every reduction of 0.01 in pf from 0.85	
	Below 0.75	1.5%	of the current consumption charge for every reduction of 0.01 in pf from 0.85	
	ASSUMED POWER FACTOR		90%	

Reference : Tamil Nadu Generation & distribution Corporation Limited (Accounts Branch) Letter No. CFC/Reg.Cell/SE/M/RC/FC/EE/F.CEA/D.
No:34/15 dated 29.01.2015

ELECTRICITY TARIFF IN TRIPURA w.e.f. 01.11.2014

Category No.	Category of Service	Fixed Charge (Rs./Month)	Energy Charge (Paise/kWh) (After Govt. subsidy)
A	Kutir Jyoti connection (upto 16 kWh/month)	58 Rs/Month	
B	DOMESTIC		
	Domestic Rural (0 to 50 kWh/Month)	15 Rs/Month	334
	Domestic Urban		
	0 to 50 kWh/Month	25 Rs/Month	417
	51 to 150 kWh/Month	40 Rs/Month	546
	151 to 300 kWh/Month	50 Rs/Month	616
	Above 300 kWh/Month	50 Rs/Month	720
	Above 3 KW (Three phase) - All units	50 Rs/KW/Month	705
C	COMMERCIAL		
	Small Commercial/ Pan Shop (0 to 50 kWh/Month)	25 Rs/Month	531
	0 to 150 kWh/Month	45 Rs/Month	618
	Above 150 kWh/Month	60 Rs/Month	725
	Semi Commercial - All Units	50 Rs/Month	715
	Above 3 KW (Three phase) - All units	50 Rs/KW/Month	735
	Group Consumer (Three phase) - All Units	50 Rs/KW/Month	738
D	MOBILE TOWER		
	All Units	125 Rs/KW/Month	734
E	IRRIGATION		
	Load upto 5 HP - All Units	30 Rs/KW/Month	355
	Load above 5 HP - All Units	60 Rs/KW/Month	455
F	WATER WORKS - All units	40 Rs/KW/Month	525
G	INDUSTRIES		
	Upto 5 HP (E-R/5) - All Units	25 Rs/KW/Month	583
	Upto 5 HP (E-U/5) - All Units	30 Rs/KW/Month	626
	Above 5 - 20 HP - All Units	45 Rs/KW/Month	710
	Above 20 - 100 HP - All Units	60 Rs/KW/Month	724
	Above 100 HP - All Units	75 Rs/KW/Month	725
H	TEA, COFFEE & RUBBER GARDEN - All Units	75 Rs/KW/Month	720
I	BULK SUPPLY - All Units	75 Rs/KW/Month	733
J	PUBLIC LIGHTING		
	a) Public Lighting (Panchayat) - All Units	30 Rs/KW/Month	498
	b) Public Utility (Nagar Panchayat / Municipal Area) - All Units	60 Rs/KW/Month	606
K	SPECIAL PUBLIC UTILITY		
	a) Special Public Utility (Crematorium)- All Units	45 Rs/KW/Month	470

Electricity Tariff & Duty and Average rates of electricity supply in India

	b) Special Public Utility (Emergency water pumping, Drainage etc.)-All Units	45	Rs/KW/Month	470
2%	Rebate on the total billing amount will be allowed to the consumer for prompt payment made on or before due date.			
2%	Surcharge per month or part thereof shall be levied, if payment is made in after the due date.			
TOD Tariff				
	From	To	Period	Energy Charge
	5.00 A.M	5.00 P.M	Normal	Normal rate
	5.00 P.M	11.00 P.M	Peak	140% of the normal rate
	11.00 P.M	5.00 A.M	Off-peak	60% of the normal rate
ASSUMED POWER FACTOR			85%	

Reference: TERC Tariff Order dated 31/012/2014

ELECTRICITY TARIFF IN UTTARAKHAND w.e.f. 01.04.2015

Schedule	Category of Service	Demand Charge		Energy Charge	
RTS-1	Domestic				
	Metered Supply				
	1) Domestic				
	1.1) Life line consumers - Below Poverty Line and Kutir Jyoti having load upto 1 KW and consumption upto 30 kWh/Month	11	Rs./Month	150	Paise/kWh
	1.2) Other Domestic Consumers				
	0-100 units/month	35	Rs./Month	240	Paise/kWh
	101-200 units/month	50	Rs./Month	290	Paise/kWh
	201-300 units/month	70	Rs./Month	380	Paise/kWh
	301-400 units/month	95	Rs./Month	380	Paise/kWh
	401-500 units/month	120	Rs./Month	400	Paise/kWh
Above 500 units/month	145	Rs./Month	400	Paise/kWh	
2) Single Point Bulk Supply	40	Rs./KW/Month	340	Paise/kWh	
RTS-1 A	Snowbound: Domestic and Non-Domestic consumers in snowbound areas (All other conditions same as those in RTS-1 unhold)				
	1) Domestic	11	Rs./Month	150	Paise/kWh
	2) Non-domestic upto 1 KW				
	3) Non-domestic more than 1 KW & upto 4 KW			225	Paise/kWh
	4) Non-domestic more than 4 KW	20	Rs./Month	340	Paise/kWh
RTS-2	NON-DOMESTIC				
	1.1 Government/Government aided Educational Institutions, Government/ Municipal Hospitals and Charitable Institutions				
	(a) Upto 25 KW	40	Rs./KW/Month	405	Paise/kWh
	(b) Above 25 KW	45	Rs./kVA/Month	365	Paise/kVAh
	1.2. Other Non-Domestic Users				
	(a) Load upto 4 kW & consumption upto 50 units/month	45	Rs./KW/Month	420	Paise/kWh
	(b) Others upto 25 KW not covered in 1.2(a) above	45	Rs./KW/Month	485	Paise/kWh
	(c) Above 25 KW	45	Rs./kVA/Month	475	Paise/kVAh
	1.3. Single Point Bulk Supply**	45	Rs./kVA/Month	465	Paise/kVAh
	**	For loads above 75 kW for shopping complexes/multiplexe/malls			
	1.4. Independent Advertisement Hoardings	60	Rs./KW/Month	490	Paise/kWh
RTS-3	PUBLIC LAMPS				
	Urban (Metered)	40	Rs./KW/Month	435	Paise/kWh
	Rural (Metered)	35	Rs./KW/Month	435	Paise/kWh
RTS-4	PRIVATE TUBE WELLS / PUMPING SETS				
	PTW (Metered)	Nil	Rs./BHP/Month	140	Paise/kWh
@	Minimum Consumption Guarantee (MCG): 60 units / BHP / Month & 720 Units /BHP / Annum				
RTS-4A	Agriculture Allied Activities	Nil	Rs./BHP/Month	225	Paise/kWh
@	Minimum Consumption Guarantee (MCG): 60 units / BHP / Month & 720 Units /BHP / Annum				
RTS-5	GOVERNMENT IRRIGATION SYSTEM				
	1. Govt. Irrigation system upto 75 KW (100BHP)	40	Rs./KW/Month	435	Paise/kWh
	2. Govt. Irrigation system above 75 KW (100BHP)	40	Rs./KVA/Month	420	Paise/kVAh
RTS-6	PUBLIC WATER WORKS				
	Urban	40	Rs./KVA/Month	425	Paise/kVAh
	Rural	35	Rs./KVA/Month	425	Paise/kVAh
RTS-7	LT & HT INDUSTRY				
	1. LT Industry having contracted load upto 25 KW				
	1.1 Contracted load upto 25 KW	105	Rs./KW/Month of contracted load	395	Paise/kWh
	1.2 Contracted load more than 25 KW	105	Rs./kVA/Month of contracted load	360	Paise/kVAh
	2. HT Industry having contracted load above 88 KVA / 75 KW (100 BHP)				
	2.1 Contracted load upto 1000 KVA				

Electricity Tariff & Duty and Average rates of electricity supply in India

	LF above 40%			375 Paise/kVAh
2.2 Contracted load more than 1000 KVA				
	LF upto 40%	290	Rs./KVA/Month of billable demand	340 Paise/kVAh
	LF above 40%			375 Paise/kVAh
The rates of TOD rebate/surcharge (Paise/kVAh) for energy charges for LT Industry (with load above 25 KW) and HT Industry shall be as follows:-				
Season / Time of day	Morning peak hours	Normal hours	Evening peak hours	Off-peak hours
Winter 01.10 to 31.03	0600-930 hrs	0930-1730 hrs	1730-2200 hrs	2200-0600 hrs
Summer 01.04 to 30.09	--	0700-1800 hrs	1800-2300 hrs	2300-0700 hrs
Fot LT Industry		360 P/kVAh	540 P/kVAh	324 P/kVAh
Fot HT Industry				
LF Upto 40%		340 P/kVAh	563 P/kVAh	306 P/kVAh
LF above 40%		375 P/kVAh	563 P/kVAh	338 P/kVAh
RTS-8	MIXED LOAD (Bulk Supply for more than 75 KW)	50	Rs./KW/Month	415 Paise/kWh
RTS-9	RAILWAY TRACTION	200	Rs./KVA/Month	360 Paise/kVAh
	Assumed Power Factor	85%		

Reference : Uttarakhand Power Corporation Limited website Dated: 19.01.2016

ELECTRICITY TARIFF IN UTTAR PRADESH w.e.f. 01.04.2015

Schedule	Category of Service	Demand/Fixed Charge	Energy Charge	Monthly Minimum Charge
LMV-1	DOMESTIC LIGHT,FAN & POWER			
	a) Consumers getting supply as per 'Rural Schedule'			
	i) Un-metered Supply(Up to 2 Kw)	180 Rs./Connection/Month	Nil	
	Above 2 Kw	200 Rs./Connection/Month		
	ii) Metered Supply	50 Rs./KW/Month	220 Paise/kWh	
	b) Supply at Single Point for bulk loads			
	Registered Societies, multi-storied residential complexes etc. with loads 50 kW and above	85 Rs./KW/Month	550 Paise/kWh	
	c) Other Metered Domestic Consumers			
	1. Lifeline consumers: For contracted load of 1 kW and consumption upto 50 kWh/month	50 Rs./KW/Month	200 Paise/kWh	
	For contracted load of 1 kW and consumption above 50 kWh/month upto 150 kWh/month		390 Paise/kWh	
	2. Others: Upto 150 kWh/month	90 Rs./KW/Month	440 Paise/kWh	
	151 - 300 kWh/month		495 Paise/kWh	
301-500 kWh/month		560 Paise/kWh		
Above 500 kWh/month		620 Paise/kWh		
LMV-2	NON - DOMESTIC LIGHT,FAN & POWER (for load upto 75 KW)			
	a) Consumers getting supply as per 'Rural Schedule'			
	i) Un-metered Supply	450 Rs./kw/Month	Nil	
	ii) Metered Supply	65 Rs./KW/Month	300 Paise/kWh	
	b) Private Advertising/ Sign Posts/ Sign Boards/ Glow Signs/ Flex - Metered	-	1800 Paise/kWh	1500 Rs./KW/Month
	c) Other cases: Upto 300 kWh/month	225 Rs./KW/Month	670 Paise/kWh	
300-1000 kWh/month		710 Paise/kWh		
above 1000 kWh/month		725 Paise/kWh		
LMV-3	PUBLIC LAMPS			
	Unmetered Supply (To be billed on the basis of total connected load)			
	a) Gram Panchayat	1700 Rs./KW or part thereof per month		
	b) Nagar Palika & Nagar Panchayat	2200 Rs./KW or part thereof per month		
	c) Nagar Nigam	3000 Rs./KW or part thereof per month		
	Metered Supply			
	a) Gram Panchayat	120 Rs./KW/Month	575 Paise/kWh	
	b) Nagar Palika & Nagar Panchayat	150 Rs./KW/Month	600 Paise/kWh	
	c) Nagar Nigam	160 Rs./KW/Month	625 Paise/kWh	
	TOD Rates applicable for the metered supply (% of Energy Charges)			
1800 Hrs - 0600 Hrs	0%			
0600 Hrs - 1800 Hrs	(+) 20%			
LMV-4	LIGHT,FAN & POWER FOR PUBLIC AND PRIVATE INSTITUTIONS			
	a) For Public Institutions upto 1000 kwh/month	200 Rs./KW/Month	675 Paise/kWh	
	above 1000 kwh/month	200 Rs./KW/Month	700 Paise/kWh	
	b) For Private Institutions upto 1000 kwh/month	225 Rs./KW/Month	710 Paise/kWh	
	Above 1000 kwh/month	225 Rs./KW/Month	730 Paise/kWh	
LMV-5	SMALL POWER FOR PRIVATE TUBE WELLS/ PUMPING SETS FOR IRRIGATION PURPOSES CONTRACTED LOAD UPTO 25 BHP			
	a) For consumers getting supply as per Rural Schedule			
	i) Un-metered supply(Consumer under this category will be allowed a maximum lighting load of 120 Watts)	100 Rs./BHP/Month	Nil	Nil
	ii) Metered Supply (all units)	30 Rs./BHP/Month	100 Paise/kWh	75 Rs./BHP/Month
b) For consumers getting supply as per Urban Schedule (Metered supply)	75 Rs./BHP/Month	520 Paise/kWh	160 Rs./BHP/Month	
LMV-6	SMALL & MEDIUM POWER FOR CONTRACTED LOAD UPTO 100 HP (75 KW) FOR INDUSTRIAL/ PROCESSING OR AGRO-INDUSTRIAL PURPOSES, POWER LOOM OF LOAD 5 KW AND ABOVE, FLORICULTURE/ MUSHROOM FARMING UPTO 100 BHP (75 KW),PUMPING SETS ABOVE 25 BHP			
	a) For consumers getting supply other than Rural Schedule upto 1000 Kwh/month	225 Rs./KW/Month	660 Paise/kWh	
	above 1000 kwh/month	225 Rs./KW/Month	710 Paise/kWh	

Electricity Tariff & Duty and Average rates of electricity supply in India

	TOD Rates applicable (% of Energy Charges)			
	2200 Hrs - 0600 Hrs	(-) 7.5%		
	0600 Hrs - 1700 Hrs	0%		
	1700 Hrs - 2200 Hrs	(+) 15%		
	b) Consumers getting supply as per rural schedule	15% Rebate on Fixed and Energy Charges as given for under urban schedule without TOD rates.		
LMV-7	PUBLIC WATER WORKS			
	a) Consumers getting supply other than 'Rural Schedule'	230 Rs./KW/Month	710 Paise/kWh	
	b) Consumers getting supply as per 'Rural Schedule'	8% Rebate on Fixed and Energy Charges as given for under other than rural schedule.		
LMV-8	STATE TUBE WELLS / PANCHAYTI RAJ TUBE WELL & PUMPED CANALS FOR LOAD UPTO 100 BHP			
	a) Metered supply	200 Rs./BHP/Month	680 Paise/kWh	
	b) Unmetered supply	1800 Rs./BHP/Month	Nil	
LMV-9	TEMPORARY SUPPLY			
	a) Un-metered supply for illumination/ public address/ temporary shops in melas			
	i) Illumination/ Public address/ ceremonies for load upto 20 KW	3000 Rs./Day and		
		100 Rs./KW/Day for each additional KW		
	ii) Temporary shops set up during festivals/ melas having load upto 2 KW	250 Rs./Day per shop		
	b) For other purposes (Metered)			
	Individual Residential Construction		650 Paise/kWh	150 Rs./KW/Week
	Others		785 Paise/kWh	
LMV-10	DEPARTMENTAL EMPLOYEES & PENSIONERS			
	a) Metered supply	50% Rebate on the rate of charge applicable to other metered consumers under LMV-1 category		
	b) Unmetered supply			
	Class IV employees/ Operating staff	160 Rs/Month	180 Rs/Month	
	Class III employees	190 Rs/Month	225 Rs/Month	
	Junior Engineers & equivalent posts	260 Rs/Month	425 Rs/Month	
	Assistant Engineers	280 Rs/Month	560 Rs/Month	
	Executive Engineers & equivalent posts	300 Rs/Month	595 Rs/Month	
	Superintending Engineers/ Deputy General Managers & equivalent posts	550 Rs/Month	700 Rs/Month	
	Chief Engineers (I & II)/ General Managers and above	600 Rs/Month	810 Rs/Month	
	Additional charge for employees using Air-Conditioners (April to September)	600 Rs/Month/Airconditioner		
HV-1	NON INDUSTRIAL BULK LOADS (contracted load of 75 KW & above)			
	(a) Commercial Loads/ Private Institutions/ Non-Domestic Bulk power consumers			
	For supply at 11 KV	270 Rs./KVA/Month	710 Paise/kVAh	
	For supply at 33 KV & above	250 Rs./KVA/Month	690 Paise/kVAh	
	(b) Public Institutions with contracted load 75 KW & above			
	For supply at 11 KV	250 Rs./KVA/Month	690 Paise/kVAh	
	For supply at 33 KV & above	240 Rs./KVA/Month	670 Paise/kVAh	
HV-2	LARGE & HEAVY POWER			
	(a) Urban Schedule			
	Base Rate			
	For supply at 11 KV	250 Rs./KVA/Month	665 Paise/kVAh	
	For supply above 11 KV and upto & including 66 KV	240 Rs./KVA/Month	635 Paise/kVAh	
	For supply above 66 KV and upto & including 132 KV	220 Rs./KVA/Month	615 Paise/kVAh	
	For supply above 132 KV	220 Rs./KVA/Month	595 Paise/kVAh	

Electricity Tariff & Duty and Average rates of electricity supply in India

	(b) Consumers getting supply upto 11 KV as per 'Rural Schedule'	8%	Rebate on demand & enegy charges as given for 11 KV consumers under urban schedule without ToD rates	
	TIME OF THE DAY (TOD) RATES FOR URBAN SCHEDULE			
	2200 hrs to 0600 hrs		Normal energy charges MINUS 7.5%	
	0600 hrs to 1700 hrs		Normal energy charges	
	1700 hrs to 2200 hrs		Normal energy charges PLUS 15%	
	(c) Consumers already existing under HV-2 category with metering arrangement at low voltage:			
	Existing consumer under HV-2 with metering at 0.4 kV shall be required to pay as per schedule applicable to 11 kV consumers under HV-2 category.			
HV-3	(A) RAILWAY TRACTION			
	a) For supply at and above 132 KV	280 Rs./KVA/Month	635 Paise/kVAh	725 Rs./KVA/Month
	b) For supply below 132 KV	290 Rs./KVA/Month	660 Paise/kVAh	
	(B) Delhi Metro Rail Corporation (DMRC)			
		125 Rs./KVA/Month	560 Paise/kVAh	600 Rs./KVA/Month
HV-4	LIFT IRRIGATION WORKS FOR MEDIUM & LARGE PUMPED CANALS HAVING LOAD ABOVE 100 BHP (75 KW)			
	a) For supply at 11 KV	250 Rs./KVA/Month	675 Paise/kVAh	800 Rs./KVA/Month
	b) For supply at 33 KV and 66 KV	240 Rs./KVA/Month	650 Paise/kVAh	
	c) For supply at 132 KV	230 Rs./KVA/Month	625 Paise/kVAh	
	Assumed Power Factor	85%		

Reference : U.P. Power Corporation Limited website

ELECTRICITY TARIFF IN WEST BENGAL w.e.f. 01.04.2015

Sl. No.	LOW & MEDIUM VOLTAGE CONSUMERS UNDER QUARTERLY BILLING CYCLE										LOW & MEDIUM VOLTAGE CONSUMERS UNDER MONTHLY BILLING CYCLE																				
	Applicable Tariff Scheme					Optional Tariff Scheme-I					Optional Tariff Scheme-II					Applicable Tariff Scheme					Optional Tariff Scheme-I					Optional Tariff Scheme-II					
Type of Consumer	Consumer Category	Name of the Tariff Scheme	Quarterly consumption in kWh	Energy Charge (Paise/KWh)	Fixed Charge /Demand Charge* (Rs./KVA/Month)	Consumer Category	Name of the Tariff Scheme	Quarterly consumption in kWh	Energy Charge (Paise/KWh)	Fixed Charge /Demand Charge* (Rs./KVA/Month)	Consumer Category	Name of the Tariff Scheme	Quarterly consumption in kWh	Energy Charge (Paise/KWh)	Fixed Charge /Demand Charge* (Rs./KVA/Month)	Consumer Category	Name of the Tariff Scheme	Quarterly consumption in kWh	Energy Charge (Paise/KWh)	Fixed Charge /Demand Charge* (Rs./KVA/Month)	Consumer Category	Name of the Tariff Scheme	Quarterly consumption in kWh	Energy Charge (Paise/KWh)	Fixed Charge /Demand Charge* (Rs./KVA/Month)	Consumer Category	Name of the Tariff Scheme	Quarterly consumption in kWh	Energy Charge (Paise/KWh)	Fixed Charge /Demand Charge* (Rs./KVA/Month)	
1	Life line (Domestic)	Rate A(DM-L)	Normal	0 to 75 First 102 Next 78 549	337	5	Rate A(DM-L)	Normal	0 to 75 First 102 Next 78 549	337	5	Rate A(DM-L)	Normal	0 to 75 First 102 Next 78 549	337	5	Rate A(DM-L)	Normal	0 to 75 First 102 Next 78 549	337	5	Rate A(DM-L)	Normal	0 to 75 First 102 Next 78 549	337	5	Rate A(DM-L)	Normal	0 to 75 First 102 Next 78 549	337	5
2	Domestic (Rural)	Rate A(DM-R)	Normal	Next 120 Next 300 Next 684 Above 900 859	489	10	Rate A(DM-R)	Normal	Next 120 Next 300 Next 684 Above 900 859	489	10	Rate A(DM-R)	Normal	Next 120 Next 300 Next 684 Above 900 859	489	10	Rate A(DM-R)	Normal	Next 120 Next 300 Next 684 Above 900 859	489	10	Rate A(DM-R)	Normal	Next 120 Next 300 Next 684 Above 900 859	489	10	Rate A(DM-R)	Normal	Next 120 Next 300 Next 684 Above 900 859	489	10
3	Domestic (Urban)	Rate A(DM-U)	Normal	Next 120 Next 300 Next 652 Above 900 859	494	10	Rate A(DM-U)	Normal	Next 120 Next 300 Next 652 Above 900 859	494	10	Rate A(DM-U)	Normal	Next 120 Next 300 Next 652 Above 900 859	494	10	Rate A(DM-U)	Normal	Next 120 Next 300 Next 652 Above 900 859	494	10	Rate A(DM-U)	Normal	Next 120 Next 300 Next 652 Above 900 859	494	10	Rate A(DM-U)	Normal	Next 120 Next 300 Next 652 Above 900 859	494	10
4	Commercial (Rural)	Rate A(CM-R)	Normal	Next 120 Next 150 Next 450 Above 900 867	710	20	Rate A(CM-R)	Normal	Next 120 Next 150 Next 450 Above 900 867	710	20	Rate A(CM-R)	Normal	Next 120 Next 150 Next 450 Above 900 867	710	20	Rate A(CM-R)	Normal	Next 120 Next 150 Next 450 Above 900 867	710	20	Rate A(CM-R)	Normal	Next 120 Next 150 Next 450 Above 900 867	710	20	Rate A(CM-R)	Normal	Next 120 Next 150 Next 450 Above 900 867	710	20
5	Commercial (Urban)	Rate A(CM-U)	Normal	Next 120 Next 150 Next 450 Above 900 867	712	20	Rate A(CM-U)	Normal	Next 120 Next 150 Next 450 Above 900 867	712	20	Rate A(CM-U)	Normal	Next 120 Next 150 Next 450 Above 900 867	712	20	Rate A(CM-U)	Normal	Next 120 Next 150 Next 450 Above 900 867	712	20	Rate A(CM-U)	Normal	Next 120 Next 150 Next 450 Above 900 867	712	20	Rate A(CM-U)	Normal	Next 120 Next 150 Next 450 Above 900 867	712	20
6	Public Utility/ Specified Institution Public Bodies	Rate A(CM-PU) (MUN)	Normal	On all Units	675	54	Rate A(CM-PU) (MUN)	Normal	On all Units	675	54	Rate A(CM-PU) (MUN)	Normal	On all Units	675	54	Rate A(CM-PU) (MUN)	Normal	On all Units	675	54	Rate A(CM-PU) (MUN)	Normal	On all Units	675	54	Rate A(CM-PU) (MUN)	Normal	On all Units	675	54
7	Public Utility/ Specified Institution Public Bodies in Non-Municipal Area	Rate A(CM-PU) (NON-MUN)	Normal	On all Units	675	54	Rate A(CM-PU) (NON-MUN)	Normal	On all Units	675	54	Rate A(CM-PU) (NON-MUN)	Normal	On all Units	675	54	Rate A(CM-PU) (NON-MUN)	Normal	On all Units	675	54	Rate A(CM-PU) (NON-MUN)	Normal	On all Units	675	54	Rate A(CM-PU) (NON-MUN)	Normal	On all Units	675	54
8	Government School or Government sponsored School	Rate A(CM-I)	Normal	On all Units	460	20	Rate A(CM-I)	Normal	On all Units	460	20	Rate A(CM-I)	Normal	On all Units	460	20	Rate A(CM-I)	Normal	On all Units	460	20	Rate A(CM-I)	Normal	On all Units	460	20	Rate A(CM-I)	Normal	On all Units	460	20
9	Cottage Industry/ Artisan/ Weavers/ Small Production oriented establishment in Non-Municipal area & not run by electricity as motive power	Rate A(CM-II)	Normal	First 300 Next 300 Above 600	569	12	Rate A(CM-II)	Normal	First 300 Next 300 Above 600	569	12	Rate A(CM-II)	Normal	First 300 Next 300 Above 600	569	12	Rate A(CM-II)	Normal	First 300 Next 300 Above 600	569	12	Rate A(CM-II)	Normal	First 300 Next 300 Above 600	569	12	Rate A(CM-II)	Normal	First 300 Next 300 Above 600	569	12
10	Poultry, Duckery, Horticulture, Tissue culture, Floriculture, Herbal-Medicinal-Diesel Plant Farming, Food Processing Unit	Rate A(CM-III)	Normal	First 900 Above 900	746	12	Rate A(CM-III)	Normal	First 900 Above 900	746	12	Rate A(CM-III)	Normal	First 900 Above 900	746	12	Rate A(CM-III)	Normal	First 900 Above 900	746	12	Rate A(CM-III)	Normal	First 900 Above 900	746	12	Rate A(CM-III)	Normal	First 900 Above 900	746	12

Electricity Tariff & Duty and Average rates of electricity supply in India

6	Short Term Irrigation Supply	Rate C(1)-STIS	Prepaid TOD	0600 - 1700 hrs 1700 - 2300 hrs 2300 - 0600 hrs	All Units All Units All Units	471 849 303	20	Not Applicable	Not Applicable	Not Applicable			
7	Short Term Supply for Commercial Plantation	Rate A(CM)-STPC	Prepaid TOD	0600 - 1700 hrs 1700 - 2300 hrs 2300 - 0600 hrs	All Units All Units All Units	718 921 677	46	Not Applicable	Not Applicable	Not Applicable			
8	Short Term Supply	Rate A(ST)	Prepaid TOD	0600 - 1700 hrs 1700 - 2300 hrs 2300 - 0600 hrs	All Units All Units All Units	728 795 685	46	Not Applicable	Not Applicable	Not Applicable			
9	Public Water Works & Sewerage System	Rate B(I)	Normal	On all Units	On all Units	675	30	06.00 - 17.00 hrs & 20.00 - 23.00 hrs 17.00 - 20.00 hrs	All Units All Units All Units	662 993 457	54	Not Applicable	
10	Industry (Rural)	Rate B(H-R)	Normal	First Next Above	500 1500 2000	600 720 745	30	Rate B(H-R)	Normal-TOD	All Units All Units All Units	611 855 403	25	Not Applicable
11	Industry (Urban)	Rate B(U)	Normal	First Next Above	500 1500 2000	610 735 765	30	Rate B(U)	Normal-TOD	All Units All Units All Units	621 869 410	25	Not Applicable
12	Street Lighting	Rate D(1)	Normal	620	620	620	54	Not Applicable	Normal-TOD	All Units	612	Not Applicable	
13	Street Lighting with LED	Rate D(2)	Normal	On all Units	On all Units	436	54	Not Applicable	Normal-TOD	All Units	673	Not Applicable	
14	Private Educational Institutions and Hospitals	Rate D(4)	Normal	On all Units	On all Units	680	54	06.00 - 17.00 hrs & 20.00 - 23.00 hrs 17.00 - 20.00 hrs 23.00 - 06.00 hrs	All Units All Units All Units All Units	612 673 569	54	Not Applicable	
15	Emergency Supply	Rate D(5)	Prepaid-TOD	0600 - 1700 hrs 1700 - 2300 hrs 2300 - 0600 hrs	All Units All Units All Units	742 903 702	46	Not Applicable	Not Applicable	Not Applicable	Not Applicable	Not Applicable	
16	Construction Power Supply	Rate D(6)	Prepaid-TOD	0600-1700 hrs & 2000 - 2300 hrs	All Units All Units	742 903	46	Not Applicable	Not Applicable	Not Applicable	Not Applicable	Not Applicable	
17	Bulk Supply at single point to Co-operative Group Housing Society for providing power to its members or person for providing power to its employees in a single premises	Rate D(7)	Normal	1700 - 2000 hrs 2300 - 0600 hrs	All Units All Units	702 484	54	Rate D(7)	Normal-TOD	On all Units On all Units On all Units	649 709 596	54	Not Applicable
18	Common Services of Industrial Estates	Rate D(8)	Prepaid-TOD	0600-1700 hrs & 2000 - 2300 hrs 1700 - 2000 hrs 2300 - 0600 hrs	All Units All Units All Units All Units	742 742 903 702	46	Not Applicable	Not Applicable	Not Applicable	Not Applicable	Not Applicable	
19	Industrial consumers (50 KVA and above but upto 125 KVA)	Rate B-IDI	Normal	All units	All units	657	255	Rate B-IDI	Normal-TOD	On all Units On all Units On all Units	649 909 428	255	Not Applicable
20	Commercial consumers (50 KVA and above but upto 125 KVA)	Rate B-IDC	Normal	All Units	All Units	638	30	Rate B-IDC	Normal-TOD	On all Units On all Units On all Units	673 942 444	255	Not Applicable
21	Other than Commercial and Industrial consumers (50 KVA and above but upto 125 KVA)	Rate C-ID	Normal	All Units	All Units	588	255	Rate C-ID	Normal-TOD	On all Units On all Units On all Units	619 867 409	30	Not Applicable

* Fixed Charge will be applicable for the Consumer having Contract Demand below 50 KVA and Demand Charge will be applicable for the consumer having Contract Demand of 50 KVA and above. HIGH & EXTRA HIGH VOLTAGE CONSUMERS

Electricity Tariff & Duty and Average rates of electricity supply in India

Sl. No.	Type of Consumer	Applicable Tariff Scheme										Demand Charge (Rs/KVA/month)					
		Consumer Category	Name of the Tariff Scheme	Energy Charge (Paise/KWh)			Consumption per month in kWh	Demand Charge (Rs/KVA/month)	Consumer Category	Name of the Tariff Scheme	Energy Charge (Paise/KWh)						
				Summer	Monsoon	Winter					Summer		Monsoon	Winter			
1	Public Utility (11 KV)	Rate E(A)	Normal	All Units	614	612	610	All Units	320	Rate E(AT)	Normal (TOD)	06.00 hrs to 17.00 hrs & 20.00 hrs to 23.00 hrs	All Units	595	593	591	320
2	Public Utility (33 KV)	Rate F(A)	Normal	All Units	605	603	601	All Units	320	Rate F(AT)	Normal (TOD)	17.00 hrs to 20.00 hrs	All Units	895	892	889	320
3	Industries (11 KV)	Rate E(B)	Normal	All Units	687	686	685	All Units	320	Rate E(BT)	Normal (TOD)	23.00 hrs to 06.00 hrs	All Units	468	467	466	320
4	Industries (33 KV)	Rate F(B)	Normal	All Units	669	667	665	All Units	320	Rate F(BT)	Normal (TOD)	06.00 hrs to 17.00 hrs & 20.00 hrs to 23.00 hrs	All Units	583	581	579	320
5	Industries (132 KV)	Rate H(B)	Normal	All Units	667	665	663	All Units	320	Rate H(BT)	Normal (TOD)	17.00 hrs to 20.00 hrs	All Units	875	872	869	320
6	Industries (220 KV)	Rate (BT)	Normal (TOD)	06.00 hrs to 17.00 hrs	585	583	581	All Units	320			23.00 hrs to 06.00 hrs	All Units	458	456	455	320
7	Industries (400 KV)	Rate J(BT)	Normal (TOD)	17.00 hrs to 23.00 hrs	400	399	398	All Units	320			06.00 hrs to 17.00 hrs	All Units	681	680	679	320
8	Community Irrigation/Irrigation	Rate S(GT)	Normal-TOD	06.00 hrs to 17.00 hrs	637	635	636	All Units	29			17.00 hrs to 23.00 hrs	All Units	953	952	951	320
9	Commercial Plantation	Rate S(PT)	Normal-TOD	23.00 hrs to 06.00 hrs	356	354	355	All Units	320			06.00 hrs to 17.00 hrs	All Units	450	449	448	320
10	Short Term Irrigation Supply	Rate S(GT-ST)	Normal-TOD	06.00 hrs to 17.00 hrs	677	673	675	All Units	29			17.00 hrs to 23.00 hrs	All Units	653	651	649	320
11	Short Term Supply for Commercial Plantation	Rate S(CPI-ST)	Normal-TOD	17.00 hrs to 23.00 hrs	1026	1020	1023	All Units	320			23.00 hrs to 06.00 hrs	All Units	440	439	437	320
12	Commercial (11 KV)	Rate E(C)	Normal	All Units	670	668	666	All Units	320	Rate E(CT)	Normal (TOD)	06.00 hrs to 17.00 hrs	All Units	659	652	650	648
13	Commercial (33 KV)	Rate F(C)	Normal	All Units	665	663	661	All Units	320	Rate F(CT)	Normal (TOD)	17.00 hrs to 23.00 hrs	All Units	978	975	972	648
14	Commercial (132 KV)	Rate H(C)	Normal	All Units	661	659	657	All Units	320	Rate H(CT)	Normal (TOD)	23.00 hrs to 06.00 hrs	All Units	372	370	368	320
15	Domestic	Rate S(D)	Normal	All Units	690	688	686	All Units	30	Rate S(DT)	Normal (TOD)	06.00 hrs to 17.00 hrs	All Units	650	649	648	320
16	Public Water Works & Sewerage (11 KV)	Rate E(PW)	Normal	All Units	614	612	610	All Units	320	Rate E(PWT)	Normal (TOD)	17.00 hrs to 23.00 hrs	All Units	975	974	972	320
17	Public Water Works & Sewerage (33 KV)	Rate F(PW)	Normal	All Units	605	603	601	All Units	320	Rate F(PWT)	Normal (TOD)	23.00 hrs to 06.00 hrs	All Units	641	639	637	320
18	Sports Complex & Auditorium run by Govt./local bodies for cultural affairs	Rate S(C)	Normal	All Units	696	695	693	All Units	29			06.00 hrs to 17.00 hrs	All Units	962	960	958	320
19	Cold Storage or Dairies with Chilling Plant	Rate S(F)	Normal	All Units	581	580	579	All Units	320	Rate S(FT)	Normal (TOD)	17.00 hrs to 23.00 hrs	All Units	386	384	382	29
20	Emergency Supply	Rate S(ES)	Normal-TOD	06.00 hrs to 17.00 hrs	697	695	693	All Units	320			23.00 hrs to 06.00 hrs	All Units	667	665	663	320
21	Construction Power Supply	Rate S(CON)	Normal-TOD	17.00 hrs to 23.00 hrs	979	976	973	All Units	320			06.00 hrs to 17.00 hrs	All Units	750	748	746	29
				23.00 hrs to 06.00 hrs	463	461	459	All Units	320			23.00 hrs to 06.00 hrs	All Units	612	610	609	320
					461	461	459	All Units	29			06.00 hrs to 17.00 hrs & 20.00 hrs to 23.00 hrs	All Units	595	593	591	320
					697	696	695	All Units	320			17.00 hrs to 20.00 hrs	All Units	894	891	888	320
					979	976	973	All Units	320			23.00 hrs to 06.00 hrs	All Units	468	467	466	320
					463	461	459	All Units	320			06.00 hrs to 17.00 hrs & 20.00 hrs to 23.00 hrs	All Units	583	581	579	320
					581	580	579	All Units	29			17.00 hrs to 20.00 hrs	All Units	468	467	466	320
					695	695	693	All Units	320			23.00 hrs to 06.00 hrs	All Units	468	467	466	320
					697	695	693	All Units	320			06.00 hrs to 17.00 hrs	All Units	583	581	579	320
					979	976	973	All Units	320			17.00 hrs to 20.00 hrs	All Units	468	467	466	320
					463	461	459	All Units	320			23.00 hrs to 06.00 hrs	All Units	468	467	466	320

Sl. No.	Description	Rate S(CO)	Normal-TOD	Rate S(CO)	Normal-TOD	Rate S(CO)	Normal-TOD	Rate S(CO)	Normal-TOD	Rate S(CO)	Normal-TOD	Rate S(CO)	Normal-TOD	Rate S(CO)	Normal-TOD	Rate S(CO)	Normal-TOD
22	Bulk supply at single point to Co-operative Group Housing Society for providing power to its members or person for providing power to its employees in a single premises	All Units	Normal	709	707	705	29										
23	Common Services of Industrial Estate	Rate E(C-T-C-S)	Normal-TOD	717	715	713	320										
24	Traction (25 KV)	Rate T(A)	Normal	1004	1001	998											
25	Traction (132 KV)	Rate T(B)	Normal	691	689	686	320										
26	Short-term Supply	Rate S(ST)	Normal-TOD	669	667	664	320										
	Private Educational Institutions	Rate E(C-EI)	Normal	463	461	459	320										
27	Category of Consumers	Minimum Charge		734	732	730	320										
	(i) LV & MV Domestic (Rural)	Rs/Month															
	(ii) LV & MV Domestic (Urban)	Rs/Month															
	(iii) Domestic HV	Rs/Month/KW of sanctioned load															
3%	Rebate on energy charge for Cold Storage & dairy with chilling plant for prompt payment																
1%	Rebate on energy charge for high voltage Industrial supplies at 33/66 KV																
4%	Rebate on energy charge for high voltage Industrial supplies at 132 KV																
15	Paise/Unit additional rebate on energy charge for EHV industrial consumer with contract demand of 25 MVA or above & with LF 75% or more and maximum recorded demand not less than 80% of contract demand for prompt payment.																
	Load Factor Rebate (Paise/KWh) for EHV and HV Industrial consumers and L&MV industrial consumers under rate (B-ID)																
	Range of Load Factor																
	Above 55%	Upto 60%	1	2	3												
	Above 60%	Upto 65%	7	8	9												
	Above 65%	Upto 70%	14	15	16												
	Above 70%	Upto 75%	20	21	22												
	Above 75%	Upto 80%	25	26	27												
	Above 80%	Upto 85%	30	31	32												
	Above 85%	Upto 90%	35	36	37												
	Above 90%	Upto 92%	40	41	42												
	Above 92%	Upto 95%	45	46	47												
	Above 95%	Upto 98%	50	51	52												
	Delayed Payment Surcharge shall be applicable as per regulation 4.14 of the Tariff Regulations.																
	Assumed Power factor																
																	90%

Reference : WBERC website

ELECTRICITY TARIFF IN CESC LTD. (WEST BENGAL) w.e.f. 01.04.2015
LOW AND MEDIUM VOLTAGE CONSUMERS

Sl. No.	Type of Consumer	Applicable Tariff Scheme						Optional Tariff Scheme								
		Consumer Category	Name of the Tariff Scheme	Monthly consumption in kWh	Energy Charge (Paise/KWh)	Fixed/Demand Charge* in Rs./KVA/ Month	Consumer Category	Name of the Tariff Scheme	Monthly consumption in kWh	Energy Charge (Paise/KWh)	Fixed/Demand Charge* in Rs./KVA/ Month	Consumer Category	Name of the Tariff Scheme	Monthly consumption in kWh	Energy Charge (Paise/KWh)	Fixed/Demand Charge* in Rs./KVA/ Month
1	Life Line Consumer (Domestic)	Rate G (LL)	Normal	0 to 25	378	5.00	Not Applicable	Not Applicable	Not Applicable	Not Applicable	Not Applicable	Not Applicable	Not Applicable	Not Applicable	Not Applicable	Not Applicable
				First 25	489											
				Next 35	540											
				Next 40	641											
				Next 50	716											
				Next 150	733											
				Above 300	892											
				First 60	628											
				Next 40	695											
				Next 50	764											
				Next 150	820											
				Above 300	897											
2	Domestic (Urban)	Rate G	Normal	On all Units	634	10	Prepaid	All Units	722	10	Prepaid	All Units	722	10	Prepaid	All Units
3	Commercial (Urban)	Rate M(i)	Normal	On all Units	634	12	Normal-TOD	06.00 hrs to 17.00 hrs 17.00 hrs to 23.00 hrs 23.00 hrs to 06.00 hrs	760 836 707	12	Normal-TOD	06.00 hrs to 17.00 hrs 17.00 hrs to 23.00 hrs 23.00 hrs to 06.00 hrs	637 701 592	12	Prepaid-TOD	06.00 hrs to 17.00 hrs 17.00 hrs to 23.00 hrs 23.00 hrs to 06.00 hrs
4	Short-term Supply	Rate STLT	Prepaid TOD	On all Units	634	24	Prepaid	On all Units	617	24	Prepaid	On all Units	617	24	Prepaid-TOD	06.00 hrs - 17.00 hrs & 20.00 hrs - 23.00 hrs 17.00 hrs - 20.00 hrs 23.00 hrs - 06.00 hrs
5	Specified Institution Municipal or Non-Municipal	Rate P	Normal	On all Units	495	10	Normal (TOD)	On all Units	488	10	Normal (TOD)	On all Units	488	10	Prepaid-TOD	06.00 hrs - 17.00 hrs & 20.00 hrs - 23.00 hrs 17.00 hrs - 20.00 hrs 23.00 hrs - 06.00 hrs
6	Government School, Government aided School or Government Sponsored School	P1	Normal	On all Units	495	10	Normal (TOD)	On all Units	537	10	Normal (TOD)	On all Units	537	10	Prepaid-TOD	06.00 hrs - 17.00 hrs & 20.00 hrs - 23.00 hrs 17.00 hrs - 20.00 hrs 23.00 hrs - 06.00 hrs
7	Public Bodies Municipal or Non-Municipal	Rate C1	Normal	On all Units	693	36	Prepaid	On all Units	658	36	Prepaid	On all Units	658	36	Prepaid-TOD	06.00 hrs - 17.00 hrs & 20.00 hrs - 23.00 hrs 17.00 hrs - 20.00 hrs 23.00 hrs - 06.00 hrs
8	Cottage Industry/ Artisan/ Weavers/ Small Production oriented establishment not run by electricity as motive power	Rate M(ii)	Normal	On all Units	672	12	Prepaid-TOD	On all Units	619	12	Prepaid-TOD	On all Units	619	12	Prepaid-TOD	06.00 hrs to 17.00 hrs 17.00 hrs to 23.00 hrs 23.00 hrs to 06.00 hrs
				First 100	553											
				Next 100	672											
				Above 200	817											
9	Poultry, Duckery, Horticulture, Tissue culture, Floriculture, Herbal-Medicinal-Bio-Diesel Plant Farming, Food Processing Unit	Rate M(iii)	Normal	On all Units	677	12	Prepaid-TOD	On all Units	672	12	Prepaid-TOD	On all Units	672	12	Prepaid-TOD	06.00 hrs to 17.00 hrs 17.00 hrs to 23.00 hrs 23.00 hrs to 06.00 hrs
				First 300	743											
				Next 400	778											
				Above 1000	823											
10	Public Water Works & Sewerage System	Rate J	Normal	On all Units	658	36	Prepaid-TOD	On all Units	638	36	Prepaid-TOD	On all Units	638	36	Prepaid-TOD	06.00 hrs to 17.00 hrs & 20.00 hrs to 23.00 hrs 17.00 hrs to 20.00 hrs 23.00 hrs to 06.00 hrs
				First 17.00 hrs to 23.00 hrs	957											
				Next 20.00 hrs	440											
				Above 06.00 hrs	440											

Electricity Tariff & Duty and Average rates of electricity supply in India

11	Industries (Urban)	Rate K	Normal	First	500	648	25	Rate K (TOD)	Normal-TOD	06.00 hrs to 17.00 hrs	All Units	760	25	Not Applicable		
				Next	1500	718				17.00 hrs to 23.00 hrs	All Units	1140				
				Next	1500	758				23.00 hrs to 06.00 hrs	All Units	524				
				Above	3500	778										
12	Street Lighting	Rate C	Normal	On all Units	558	36								Not Applicable		
13	Street Lighting with LED	Rate C2	Normal	On all Units	548	36								Not Applicable		
14	Private Educational Institutions & Hospitals	Rate L	Normal	On all Units	703	36	Rate L (TOD)	Normal-TOD	06.00 hrs to 17.00 hrs	All Units	688	36	Not Applicable			
									17.00 hrs to 23.00 hrs	All Units	757					
									23.00 hrs to 06.00 hrs	All Units	640					
15	Emergency Supply	Rate E2	Prepaid-TOD	All Units	779	48	Not Applicable	Not Applicable	Not Applicable	Not Applicable	Not Applicable	Not Applicable	Not Applicable			
														17.00 hrs to 23.00 hrs	All Units	1169
														23.00 hrs to 06.00 hrs	All Units	538
16	Construction Power Supply	Rate LTCON	Prepaid-TOD	All Units	744	36	Not Applicable	Not Applicable	Not Applicable	Not Applicable	Not Applicable	Not Applicable	Not Applicable			
														17.00 hrs to 23.00 hrs	All Units	744
														23.00 hrs to 06.00 hrs	All Units	1169
17	Bulk Supply at single point to Co-operative Group Housing Society for providing power to its members or person for providing power to its employees in a single premises	Rate LT COP	Normal	On all Units	678	36	Rate LT COP (TOD)	Not Applicable	Not Applicable	06.00 hrs to 17.00 hrs	All Units	660	36	Not Applicable		
										17.00 hrs to 23.00 hrs	All Units	726				
										23.00 hrs to 06.00 hrs	All Units	614				
18	Common Services of Industrial Estates	Rate S (TOD)	Prepaid-TOD	All Units	720	36	Not Applicable	Not Applicable	Not Applicable	06.00 hrs to 17.00 hrs	All Units	720	Not Applicable			
										17.00 hrs to 23.00 hrs	All Units	720				
										23.00 hrs to 06.00 hrs	All Units	1080				
				23.00 hrs to 06.00 hrs	All Units	497										

* Fixed Charge will be applicable for the consumers having Contract Demand below 50 KVA and Demand Charge will be applicable for the consumers having Contract Demand of 50 KVA and above.

HIGH AND EXTRA HIGH VOLTAGE CONSUMERS

Type of Consumer	Consumer Category	Name of the Tariff Scheme	Applicable Tariff Scheme			Optional Tariff Scheme			Demand Charge (Rs/ KVA/ month)			
			Monthly consumption in kWh	Energy Charge (Paaise/KWh)	Demand Charge (Rs/KVA/ month)	Consumption per Month in kWh	Energy Charge (Paaise/KWh)					
				Summer	Monsoon	Winter	Summer	Monsoon	Winter			
1	Public Utility	Rate I Normal	All Units	671	668	665	320	06.00 hrs to 17.00 hrs	All Units	651	641	631
								17.00 hrs to 23.00 hrs	All Units	977	962	947
								23.00 hrs to 06.00 hrs	All Units	449	442	435
2	Industries (below 33 KV)	Rate A Normal	All Units	656	653	651	320	06.00 hrs to 17.00 hrs	All Units	646	641	636
								17.00 hrs to 23.00 hrs	All Units	969	962	954
								23.00 hrs to 06.00 hrs	All Units	446	442	439
3	Industries (33 KV)	Rate A1 Normal	All Units	633	630	627	320	06.00 hrs to 17.00 hrs	All Units	626	621	616
								17.00 hrs to 23.00 hrs	All Units	939	932	924
								23.00 hrs to 06.00 hrs	All Units	432	428	425

Electricity Tariff & Duty and Average rates of electricity supply in India

Sl. No.	Category	Rate	Normal	All Units	704	701	698	320	Rate B (TOD)	Normal (TOD)			Rate CP (TOD)	Rate U (TOD)	Rate E (e/t)	320	686	689	692	1029	320
										06.00 hrs to 17.00 hrs	17.00 hrs to 23.00 hrs	23.00 hrs to 06.00 hrs									
4	Commercial (below 33 KV)	Rate B1	Normal	All Units	704	701	698	320	Rate B (TOD)	06.00 hrs to 17.00 hrs	17.00 hrs to 23.00 hrs	23.00 hrs to 06.00 hrs	Not Applicable	Rate U (TOD)	634	634	634	634	634	634	634
5	Commercial (33 KV)	Rate B1	Normal	All Units	655	652	649	320	Rate B (TOD)	06.00 hrs to 17.00 hrs	17.00 hrs to 23.00 hrs	23.00 hrs to 06.00 hrs	Not Applicable	Rate U (TOD)	634	634	634	634	634	634	634
6	Domestic	Rate R	Normal	All Units	713	710	707	22	Rate B (TOD)	06.00 hrs to 17.00 hrs	17.00 hrs to 23.00 hrs	23.00 hrs to 06.00 hrs	Not Applicable	Rate U (TOD)	634	634	634	634	634	634	634
7	Public Water Works & Sewerage, Pumping Station under local Authority	Rate U	Normal	All Units	618	613	608	320	Rate U (TOD)	06.00 hrs to 17.00 hrs	17.00 hrs to 23.00 hrs	23.00 hrs to 06.00 hrs	Not Applicable	Rate U (TOD)	634	634	634	634	634	634	634
8	Sports Complex & Auditorium run by Govt./ local bodies for cultural affairs	Rate O	Normal	All Units	740	730	720	29	Rate O (TOD)	06.00 hrs to 17.00 hrs	17.00 hrs to 23.00 hrs	23.00 hrs to 06.00 hrs	Not Applicable	Rate O (TOD)	634	634	634	634	634	634	634
9	Cold Storage or Dairy with Chilling Plant	Rate CP	Normal	All Units	659	654	649	320	Rate CP (TOD)	06.00 hrs to 17.00 hrs	17.00 hrs to 23.00 hrs	23.00 hrs to 06.00 hrs	Not Applicable	Rate CP (TOD)	634	634	634	634	634	634	634
10	Emergency Supply	Rate E1	Normal-TOD	All Units	748	738	728	320	Rate E1 (TOD)	06.00 hrs to 17.00 hrs	17.00 hrs to 23.00 hrs	23.00 hrs to 06.00 hrs	Not Applicable	Rate E1 (TOD)	634	634	634	634	634	634	634
11	Construction Power Supply	Rate HTCon	Normal-TOD	All Units	674	669	664	317	Rate HTCon (TOD)	06.00 hrs to 17.00 hrs	17.00 hrs to 23.00 hrs	23.00 hrs to 06.00 hrs	Not Applicable	Rate HTCon (TOD)	634	634	634	634	634	634	634
12	Co-operative Group Housing Society for providing power to its members or person for providing power to its members or person	Rate HTCOP	Normal	All Units	683	678	673	29	Rate HTCOP (TOD)	06.00 hrs to 17.00 hrs	17.00 hrs to 23.00 hrs	23.00 hrs to 06.00 hrs	Not Applicable	Rate HTCOP (TOD)	634	634	634	634	634	634	634
13	Tramway	Rate E	Normal-TOD	All Units	1011	1004	996	317	Rate E (TOD)	06.00 hrs to 17.00 hrs	17.00 hrs to 23.00 hrs	23.00 hrs to 06.00 hrs	Not Applicable	Rate E (TOD)	634	634	634	634	634	634	634
14	Traction/ Metro Rail/ Calcutta Tramways	Rate T	Normal	All Units	693	688	683	88	Rate T (TOD)	06.00 hrs to 17.00 hrs	17.00 hrs to 23.00 hrs	23.00 hrs to 06.00 hrs	Not Applicable	Rate T (TOD)	634	634	634	634	634	634	634
15	Short-term Supply	Rate ST	Normal-TOD	All Units	642	637	632	320	Rate ST (TOD)	06.00 hrs to 17.00 hrs	17.00 hrs to 23.00 hrs	23.00 hrs to 06.00 hrs	Not Applicable	Rate ST (TOD)	634	634	634	634	634	634	634
16	Private Educational Institutions	Rate E(e)	Normal	All Units	597	592	588	320	Rate E(e) (TOD)	06.00 hrs to 17.00 hrs	17.00 hrs to 23.00 hrs	23.00 hrs to 06.00 hrs	Not Applicable	Rate E(e) (TOD)	634	634	634	634	634	634	634

1% Rebate on the amount of the bill excluding meter rent, taxes, duties, levies and arrears for if the payment is made within the due date for all consumers, excluding consumers having pre-paid meters.

1% Rebate on the amount of the bill excluding meter rent, taxes, duties, levies and arrears to the consumers who would pay their bills through e-payment facility if the payment is made within the due date.

10% Rebate on energy charge of each unit will be given if the entire illumination is done with LED in case of short term supply to Pandals for community religious ceremonies.

Load Factor Rebate (Paise/ kwh) for HT Industrial, HT Commercial & HT Domestic Consumers

Range of Load Factor	Amount of Rebate					
	Below 33 KV		33 KV		Above 33 KV	
Above 50%	Upto 55%	1	2	3	3	3
Above 55%	Upto 60%	4	5	6	6	6
Above 60%	Upto 65%	8	10	12	12	12
Above 65%	Upto 70%	10	14	18	18	18
Above 70%	Upto 75%	20	22	24	24	24
Above 75%	Upto 80%	25	30	35	35	35
Above 80%	Upto 85%	30	35	45	45	45
Above 85%	Upto 90%	35	45	55	55	55
Above 90%	Upto 92%	37	50	60	60	60
Above 92%	Upto 95%	40	55	65	65	65
Above 95%		45	60	70	70	70

Delayed Payment Surcharge shall be applicable as per regulation 4.14 of the Tariff Regulations.

Assumed Power factor 90%

Reference : CESC Letter Nos. CORP-SERV/2045.

ELECTRICITY TARIFF IN DAMODAR VALLEY CORPORATION w.e.f. 1.09.2014

(Based on provisional Tariff Order of JSERC, subject to the outcome of the Supreme Court Judgement)

S.No.	Category of Service	Demand Charge (Rs/KVA/month)	Energy Charge (P/KWh)
High Tension (HT) Industries			
1	3 Phase at 33 kV	410	405
2	3 Phase at 132 kV	410	360
3	3 Phase at 220 kV & above	410	355
Railway Traction			
1	Single Phase at 132 kV	410	240

Interest on Delayed Payment:

1.50% Per month and part thereof delayed payment surcharge will be levied for all consumer categories.

Prompt Payment Rebate:

No. of days from the date of presentation of the bill	% rebate
Within 2 days	2.00
3 days to 5 days	1.67
6 days to 12 days	1.20
13 days to 30 days	0.00

Assumed Power factor 85%

Reference : JSERC website, Tariff Order dated 04.09.2014

ELECTRICITY TARIFF IN DURGAPUR PROJECTS LTD. (WEST BENGAL) w.e.f. 01.04.2015

LOW & MEDIUM VOLTAGE CONSUMERS

Sl. No.	Type of Consumer	Applicable Tariff Scheme					Optional Tariff Scheme-I					Optional Tariff Scheme-II				
		Consumer Category	Name of the Tariff Scheme	Monthly consumption in kWh	Energy Charge/Paise/KWh	Fixed/Demand Charge* in Rs./KVA/ Month	Consumer Category	Name of the Tariff Scheme	Monthly consumption in kWh	Energy Charge/Paise/KWh	Fixed/Demand Charge* in Rs./KVA/ Month	Consumer Category	Name of the Tariff Scheme	Monthly consumption in kWh	Energy Charge/Paise/KWh	Fixed/Demand Charge* in Rs./KVA/ Month
1	Life Line Consumer (Domestic)		Normal	0 to 25	250	5		Not Applicable					Not Applicable			
				First	25	345										
				Next	25	420										
2	Domestic (Rural) or Domestic (Urban)	Rate C(3R)/C(3U)	Normal	50	435	10		All Units	418	10			Not Applicable			
				Next	100	467										
				Next	100	486										
				Above	300	499										
3	Commercial (Rural) or Commercial (Urban)	Rate C(4-R)/C(4-U)	Normal	60	431	20		06.00 hrs to 17.00hrs	453	20			06.00 hrs to 17.00hrs	448	20	
				Next	40	472		17.00 hrs to 23.00hrs	498				17.00 hrs to 23.00hrs	493		
				Next	200	492		23.00 hrs to 06.00hrs	421				23.00 hrs to 06.00hrs	417		
				Above	300	505										
4	Irrigation pumping for agriculture	Rate C (5)	Normal TOD	All Units	310	20		06.00 hrs to 17.00hrs	305				Not Applicable			
				All Units	620			17.00 hrs to 23.00hrs	610				Not Applicable			
				All Units	171			23.00 hrs to 06.00hrs	168				Not Applicable			
5	Commercial Plantation	Rate C(4)-cp	Prepaid TOD	All Units	477	40		06.00 hrs to 17.00hrs	477				Not Applicable			
				All Units	760			17.00 hrs to 23.00hrs	315				Not Applicable			
				All Units	315			23.00 hrs to 06.00hrs	432				Not Applicable			
6	Short Term Irrigation Supply	Rate C(5)-stb	Prepaid TOD	All Units	691	20		06.00 hrs to 17.00hrs	285				Not Applicable			
				All Units	285			17.00 hrs to 23.00hrs	482				Not Applicable			
				All Units	482			23.00 hrs to 06.00hrs	771				Not Applicable			
7	Short Term Supply for Commercial Plantation	Rate C(4)-stcp	Prepaid TOD	All Units	318	40		06.00 hrs to 17.00hrs	532				Not Applicable			
				All Units	532			17.00 hrs to 23.00hrs	585				Not Applicable			
				All Units	585			23.00 hrs to 06.00hrs	495				Not Applicable			
8	Short Term Supply	Rate C(5ts)	Prepaid TOD	All Units	495	40		06.00 hrs to 17.00hrs	341				Not Applicable			
				All Units	341			17.00 hrs to 23.00hrs	370				Not Applicable			
				All Units	370			23.00 hrs to 06.00hrs	326				Not Applicable			
9	Government School, Government aided School and Government Sponsored School	Rate C(5s)	Normal	On all Units	341	20		06.00 hrs - 17.00 hrs & 2000 hrs - 2300 hrs	336				Not Applicable			
				On all Units	341			17.00 hrs - 2000 hrs	370				Not Applicable			
				On all Units	341			23.00 hrs - 06.00 hrs	326				Not Applicable			
10	Public Utility/Specified Institution Public Bodies	Rate C(2-U)	Normal	On all Units	460	24		On all Units	451				Not Applicable			
				On all Units	460			On all Units	451				Not Applicable			
				On all Units	460			On all Units	451				Not Applicable			
11	Cottage Industry/Artisan/Weavers/Small Production oriented establishment	Rate C(4-ii)	Normal	100	419	12		06.00 hrs to 17.00 hrs	434				Not Applicable			
				Next	200	477		17.00 hrs to 23.00 hrs	477				Not Applicable			
				Above	300	489		23.00 hrs to 06.00 hrs	404				Not Applicable			
				First	100	428		06.00 hrs to 17.00 hrs	444				Not Applicable			
				Next	200	443		17.00 hrs to 23.00 hrs	488				Not Applicable			
				Above	300	490		23.00 hrs to 06.00 hrs	413				Not Applicable			
12	Poultry, Duckery, Horticulture, Tissue Culture, Floriculture, Herbal-Medicinal-Bio-Diesel Plant Farming, Food Processing Unit	Rate C(4-iii)	Normal	100	428	12		06.00 hrs to 17.00 hrs	444				Not Applicable			
				Next	200	443		17.00 hrs to 23.00 hrs	488				Not Applicable			
				Above	300	490		23.00 hrs to 06.00 hrs	413				Not Applicable			

Electricity Tariff & Duty and Average rates of electricity supply in India

Sl. No.	Type of Consumer	Rate B(II)	Rate C(1)	Rate D(1)	Rate D(2)	Rate D(3)	Rate D(4)	Rate D(5)	Rate D(6)	Rate D(7)	Rate D(8)	Fixed Charge will be applicable for the consumer having Contract Demand below 50 KVA and Demand Charge will be applicable for the consumer having contract Demand of 50 KVA and above.											
												Applicable Tariff Scheme						Optional Tariff Scheme					
												Consumer Category	Name of the Tariff Scheme	Consumption per month in kWh	Energy Charge (Rs/KVA/month)	Summer	Monsoon	Winter	Consumer Category	Name of the Tariff Scheme	Consumption per month in kWh	Energy Charge (Paaise/KWh)	Summer
13	Public Water Works & Sewerage System	Normal	On all Units	462	30	Rate B(II)ppt	Prepaid-TOD	0600 hrs - 1700 hrs & 2000 hrs - 2300 hrs	All Units	453	Not Applicable	Not Applicable	Not Applicable	Not Applicable	Not Applicable								
14	Industry (Rural) or Industry (Urban)	Normal	First Above	500 476	30	Rate C(1t)	Normal-TOD	0600 hrs to 1700 hrs 1700 hrs to 2300 hrs	All Units All Units	602 340	Not Applicable	Not Applicable	Not Applicable	Not Applicable	Not Applicable								
15	Street Lighting	Normal	On all Units	438	30	Rate D(1)	Normal	On all Units	On all Units	487	Not Applicable	Not Applicable	Not Applicable	Not Applicable	Not Applicable								
16	Street Lighting (LED)	Normal	On all Units	374	30	Rate D(2)	Normal	On all Units	On all Units	536	Not Applicable	Not Applicable	Not Applicable	Not Applicable	Not Applicable								
17	Private Educational Institutions and Hospitals	Normal	On all Units	497	30	Rate D(5)t	Normal-TOD	0600 hrs - 1700 hrs & 2000 hrs - 2300 hrs	On all units On all units	487 536	Not Applicable	Not Applicable	Not Applicable	Not Applicable	Not Applicable								
18	Emergency Supply	Prepaid-TOD	0600 hrs to 1700 hrs 1700 hrs to 2300 hrs	614 810	40	Rate D(6)	Prepaid-TOD	0600 hrs to 1700 hrs 1700 hrs to 2300 hrs	All Units All Units	614 461	Not Applicable	Not Applicable	Not Applicable	Not Applicable	Not Applicable								
19	Construction Power Supply	Prepaid-TOD	0600 hrs to 1700 hrs & 2000 hrs to 2300 hrs	494	24	Rate D(7)	Prepaid-TOD	0600 hrs to 1700 hrs 1700 hrs to 2000 hrs 2000 hrs to 2300 hrs	All Units All Units All Units	494 527 420	Not Applicable	Not Applicable	Not Applicable	Not Applicable	Not Applicable								
20	Bulk Supply at single point to Co-operative Group Housing Society for providing power to its members or person for providing power to its employees in a single premises	Normal	On all Units	409	20	Rate D(2)	Normal	On all Units	On all Units	404 444	Not Applicable	Not Applicable	Not Applicable	Not Applicable	Not Applicable								
21	Common Services of Industrial Estates	Prepaid-TOD	0600 hrs to 1700 hrs & 2000 hrs to 2300 hrs	465	30	Rate D(8)	Prepaid-TOD	0600 hrs to 1700 hrs 1700 hrs to 2000 hrs 2300 hrs to 0600 hrs	All Units All Units All Units	465 614 349	Not Applicable	Not Applicable	Not Applicable	Not Applicable	Not Applicable								
Note: * HIGH & EXTRA HIGH VOLTAGE CONSUMERS																							
1	Public Utility (11 KV)	Rate A(2)	Normal	All Units	405	403	401	320	Rate A(2t)	All Units	404	443	439	371	320								
2	Public Utility (33 KV)	Rate F(2)	Normal	All Units	400	398	396	320	Rate F(2t)	All Units	400	436	433	366	320								
3	Industries (11 KV)	Rate A(1a)	Normal	All Units	435	433	431	320	Rate A(1t)	All Units	435	426	424	422	320								
4	Industries (33 KV)	Rate F(1a)	Normal-TOD	All Units All Units All Units	420 494 357	418 491 355	416 489 354	320	Not Applicable	Not Applicable	Not Applicable	Not Applicable	Not Applicable	Not Applicable	Not Applicable								
5	Industries (132 KV)	Rate G(1a)	Normal-TOD	All Units All Units All Units	415 488 353	413 485 351	411 483 349	320	Not Applicable	Not Applicable	Not Applicable	Not Applicable	Not Applicable	Not Applicable	Not Applicable								
6	Community Irrigation/ Irrigation	Rate S(g) Normal-TOD	All Units All Units All Units	799 796 292	792 792 290	792 792 290	25	Not Applicable	Not Applicable	Not Applicable	Not Applicable	Not Applicable	Not Applicable	Not Applicable	Not Applicable								

ELECTRICITY TARIFF IN DPSC LTD. (WEST BENGAL) w.e.f. 01.04.2013

LOW & MEDIUM VOLTAGE CONSUMERS

Sl. No.	Type of Consumer	Applicable Tariff Scheme						Optional Tariff Scheme-I						Optional Tariff Scheme-II					
		Consumer Category	Name of the Tariff Scheme	Monthly consumption in kWh	Energy Charge/Paise/KWh	Fixed/Demand Charge* in Rs./KVA/Month	Consumer Category	Name of the Tariff Scheme	Monthly consumption in kWh	Energy Charge/Paise/KWh	Fixed/Demand Charge* in Rs./KVA/Month	Consumer Category	Name of the Tariff Scheme	Monthly consumption in kWh	Energy Charge/Paise/KWh	Fixed/Demand Charge* in Rs./KVA/Month			
1	Life Line (Domestic)	D (LL)	Normal	All Units	295	5	D (Lpp)	Prepaid	All Units	391	10	Not Applicable	Not Applicable	Not Applicable	Not Applicable	Not Applicable			
2	Domestic (Rural) or Domestic (Urban) Commercial (Rural) or	D (L)	Normal	All Units	406	10	C (L)(ia)	Normal-TOD	All Units	434	12	06.00 hrs to 17.00hrs	All Units	418	12	06.00 hrs to 17.00hrs			
3	Commercial (Urban) below 30 KVA	C (L)(ia)	Normal	All Units	436	12	C (L)(ib)	Normal-TOD	All Units	477	12	17.00 hrs to 23.00hrs	All Units	460	12	17.00 hrs to 23.00hrs			
4	Commercial (Rural) or Commercial (Urban) 30 KVA & above	C (L)(ib)	Normal	All Units	514	12	C (L)(ia)	Normal-TOD	All Units	364	12	23.00 hrs to 06.00hrs	All Units	356	12	23.00 hrs to 06.00hrs			
5	Irrigation	Rate C (at)	Normal TOD	All Units	269	24	Rate C (atpp)	Prepaid TOD	All Units	512	24	06.00 hrs to 17.00hrs	All Units	506	24	06.00 hrs to 17.00hrs			
6	Commercial Plantation	Rate A (Cm-Prpp)	Prepaid TOD	All Units	649	24	Rate C (atpp)	Prepaid TOD	All Units	638	24	17.00 hrs to 23.00hrs	All Units	556	24	17.00 hrs to 23.00hrs			
7	Short Term Irrigation Supply	Rate C (stppt)	Prepaid TOD	All Units	178	24	Rate C (stppt)	Prepaid TOD	All Units	430	24	23.00 hrs to 06.00hrs	All Units	425	24	23.00 hrs to 06.00hrs			
8	Short Term Supply for Commercial Plantation	Rate A (Cm-STPrpp)	Prepaid TOD	All Units	489	24	Rate A (Cm-STPrpp)	Prepaid TOD	All Units	260	24	06.00 hrs to 17.00hrs	All Units	260	24	06.00 hrs to 17.00hrs			
9	Short Term Supply	Rate STLT	Prepaid TOD	All Units	721	20	Rate STLT	Prepaid TOD	All Units	308	20	17.00 hrs to 23.00hrs	All Units	308	20	17.00 hrs to 23.00hrs			
10	Government School, Government aided School or Government Sponsored School	Rate GS(L)	Normal	All Units	294	10	Rate GS(L)	Normal-TOD	All Units	486	10	06.00 hrs to 17.00hrs	All Units	395	10	06.00 hrs to 17.00hrs			
11	Public Utility / Specified Institution / Public Bodies Municipal or Non-Municipal	Rate PU(LT)	Normal	All Units	308	12	Rate PU(LT)	Prepaid	All Units	523	12	17.00 hrs to 23.00hrs	All Units	435	12	17.00 hrs to 23.00hrs			
12	Cottage Industry/ Artisan/ Weavers/ Small Production oriented establishment not run by electricity as motive power	Rate C(L)(ii)	Normal	All Units	414	12	Rate C(L)(ii)	Prepaid-TOD	All Units	486	12	23.00 hrs to 06.00hrs	All Units	377	12	23.00 hrs to 06.00hrs			

Sl. No.	Type of Consumer	Consumer Category	Name of the Tariff Scheme	Applicable Tariff Scheme			Optional Tariff Scheme							
				Monthly consumption in kWh	Energy Charge (Paise/KWh)	Demand Charge (Rs/KVA/month)	Consumer Category	Name of the Tariff Scheme	Consumption per month in kWh			Energy Charge (Paise/KWh)	Demand Charge (Rs/ KVA/month)	
				Summer	Monsoon	Winter	Rate PU(Ht)	Normal - TOD	06.00 hrs to 17.00hrs & 17.00 hrs to 23.00 hrs	20.00 hrs to 23.00 hrs	23.00 hrs to 06.00hrs	Summer	Monsoon	Winter
13	Poultry, Duckery, Horticulture, Tissue culture, Floriculture, Herbal-Medicinal-Bio-Diesel Plant Farming, Food Processing Unit	Rate C(L)(iii)	Normal	All Units	516	12	Rate Cpt(L)(iii)	Prepaid-TOD	06.00 hrs to 17.00hrs 17.00 hrs to 23.00hrs 23.00 hrs to 06.00hrs	All Units	496	Not Applicable		
14	Public Water Works & Sewerage System	Rate B(ii)	Normal	On all Units	442	22	Rate B(ii)ppt	Prepaid-TOD	0600 hrs - 1700 hrs & 2000 hrs - 2300 hrs 1700 hrs - 2000 hrs 2000 hrs - 2300 hrs 0600 hrs - 0600 hrs	All Units	427	Not Applicable		
15	Industry (Rural) or Industry (Urban)	Rate I(L)	Normal	All Units	478	22	Rate I(L)	Normal-TOD	06.00 hrs to 17.00 hrs 17.00 hrs to 23.00 hrs 23.00 hrs to 06.00hrs	All Units	478	Not Applicable		
16	Street Lighting	Rate D(1)	Normal	On all Units	500	22			06.00hrs	All Units	315	Not Applicable		
17	Street Lighting with LED	Rate D(6)	Normal	On all Units	408	22			Not Applicable	All Units		Not Applicable		
18	Private Educational Institutions and Hospitals	Rate S(L)	Normal	On all Units	528	24	Rate S(L)	Normal-TOD	06.00 hrs to 17.00 hrs & 17.00 hrs to 23.00 hrs 23.00 hrs to 06.00hrs	All Units	514	Not Applicable		
19	Emergency Supply	Rate D(2)	Prepaid-TOD	All Units	614	24			06.00 hrs to 17.00hrs 17.00 hrs to 23.00hrs 23.00 hrs to 06.00hrs	All Units	514	Not Applicable		
20	Construction Power Supply	Rate D(3)	Prepaid-TOD	On all Units	775	24			06.00 hrs to 17.00 hrs 17.00 hrs to 23.00 hrs 23.00 hrs to 06.00hrs	All Units	478	Not Applicable		
21	Co-operative Group Housing Society for providing power to its members or person for providing power to its employees in a single premises	Rate D(4)	Normal	All Units	409	24	Rate D(4)t	Normal-TOD	06.00 hrs to 17.00hrs 17.00 hrs to 23.00hrs 23.00 hrs to 06.00hrs	All Units	404	Not Applicable		
22	Common Services of Industrial Estate	Rate D(5)	Prepaid-TOD	On all Units	699	30			06.00 hrs to 17.00 hrs & 20.00 hrs to 23.00 hrs 17.00 hrs to 20.00 hrs 20.00 hrs to 06.00hrs	All Units	376	Not Applicable		
* Fixed Charge will be applicable for the Consumer having Contract Demand below 50 KVA and Demand Charge will be alicable for the Consumer having Contract Demnd of 50 KVA and above. HIGH & EXTRA HIGH VOLTAGE CONSUMERS														
				Applicable Tariff Scheme			Optional Tariff Scheme							
				Summer	Monsoon	Winter	Consumer Category	Name of the Tariff Scheme	Consumption per month in kWh			Energy Charge (Paise/KWh)	Demand Charge (Rs/ KVA/month)	
1	Public Utility	Rate PU(H)	Normal	All Units	499	496	493	Rate PU(Ht)	Normal - TOD	06.00 hrs to 17.00hrs & 17.00 hrs to 23.00 hrs	All Units	492	489	486
2	Industries (50 KVA & above)	Rate I(H)	Normal	All Units	513	510	507	Rate I(Ht)	TOD	20.00 hrs to 23.00 hrs 23.00 hrs to 06.00hrs 06.00 hrs to 17.00hrs	All Units	499	495	491
3	Industries (Below 50 KVA)	Rate I-2(H)	Normal	All Units	537	534	531	Rate I-2(Ht)	(TOD)	17.00 hrs to 17.00hrs 17.00 hrs to 23.00 hrs 23.00 hrs to 06.00hrs	All Units	530	527	524
4	Industries (33 kv & above)	Rate I-3(H)	Normal-TOD	All Units	495	491	487			06.00 hrs to 17.00hrs 17.00 hrs to 23.00 hrs 23.00 hrs to 06.00hrs	All Units	487	483	479
5	Community Irrigation/ Irrigation	Rate A(H)	Normal-TODx	All Units	219	217	215			06.00 hrs to 17.00hrs 17.00 hrs to 23.00 hrs 23.00 hrs to 06.00hrs	All Units	219	215	211

Electricity Tariff & Duty and Average rates of electricity supply in India

Sl. No.	Category	Rate S(cp)	Normal- TOD	06.00 hrs to 17.00hrs 17.00 hrs to 23.00 hrs 23.00 hrs to 06.00hrs	All Units	522	519	517	290	Not Applicable
6	Commercial Plantation				All Units	731	726	724	290	Not Applicable
7	Short Term Irrigation Supply	Rate S(sts)	Normal- TOD	06.00 hrs to 17.00hrs 17.00 hrs to 23.00 hrs 23.00 hrs to 06.00hrs	All Units	344	342	341		Not Applicable
					All Units	462	457	452	36	
					All Units	966	956	946		
8	Short Term Supply for Commercial Plantation	Rate S(stcp)	Normal- TOD	06.00 hrs to 17.00hrs 17.00 hrs to 23.00 hrs 23.00 hrs to 06.00hrs	All Units	277	274	271	290	Not Applicable
					All Units	522	520	518		
9	Commercial	Rate C(H)	Normal	All Units	All Units	518	515	512	290	Not Applicable
		Rate D(H)	Normal	All Units	All Units	582	579	576	22	
11	Public Water Works & Sewerage	Rate PWW(H)	Normal	All Units	All Units	497	493	489	290	Not Applicable
					All Units	349	339	329	290	
12	Sports Complex & Auditorium run by Govt./ local bodies for cultural affairs	Rate S(c)	Normal	All Units	All Units	449	444	439	290	Not Applicable
		Rate S(pi)	Normal	All Units	All Units	464	462	460	290	
14	Emergency Supply	Rate E(em)	Normal- TOD	06.00 hrs to 17.00hrs 17.00 hrs to 23.00 hrs 23.00 hrs to 06.00hrs	All Units	644	647	644		Not Applicable
					All Units	307	305	304	290	
15	Construction Power Supply	Rate E(con)	Normal- TOD	06.00 hrs to 17.00hrs 17.00 hrs to 23.00 hrs 23.00 hrs to 06.00hrs	All Units	512	510	508		Not Applicable
		Rate S(co)	Normal	All Units	All Units	717	714	711	22	
16	Co-operative Group Housing Society for providing power to its members or person for providing power to its employees in a single premises	Rate E(ict)	Normal- TOD	06.00 hrs to 17.00hrs & 17.00 hrs to 23.00 hrs 23.00 hrs to 06.00hrs	All Units	706	701	697	290	Not Applicable
		Rate T	Normal	All Units	All Units	333	331	329	290	
17	Common Services of Industrial Estate	Rate E(ict)	Normal- TOD	06.00 hrs to 17.00hrs 17.00 hrs to 23.00 hrs 23.00 hrs to 06.00hrs	All Units	612	610	608		Not Applicable
		Rate S(ST)	Normal- TOD	All Units	All Units	673	671	668	290	Not Applicable
20	Private Educational Institutions	Rate E(e)	Normal	All Units	All Units	569	567	565	290	Not Applicable
					All Units	437	434	431	290	
1%	Load Factor Rebate (Paise/ Kwh) for HT consumers									
<p>Prompt Payment Rebate:- rebate on the amount of bill excluding meter rent, taxes, duties and levies and arrears if the payment is made within the due date, for all consumers, excluding consumers having pre-paid meters. Delayed payment surcharge shall be applicable as per regulation 4.14 of the Tariff Regulations. Assumed Power factor 90%</p>										
Reference :WBERC/TP-51/11-12/1555 dated 26.12.2013										

ELECTRICITY TARIFF IN TELANGANA w.e.f. 01.04.2015

Category No.	Category of Service	Demand Charge		Energy Charge		Customer Charge
		(Rs./kW/month)				(Rs./Month)
	LOW TENSION					
LT-I	DOMESTIC					
LT-I (A)	Upto 50 units/month					
	0 - 50 kWh/Month		Nil	145	Paise/kWh	25
LT-I (B)(i)	Above 50 units/month and upto 100 units/month					
	0 - 50 kWh/Month		Nil	145	Paise/kWh	25
	51 - 100 kWh/Month			260	Paise/kWh	30
LT-I (B)(ii)	Above 100 units/month and upto 200 units/month					
	0 - 100 kWh/Month			260	Paise/kWh	30
	101 - 200 kWh/Month			360	Paise/kWh	35
LT-I (B)(iii)	Above 200 units/month					
	0 - 50 kWh/Month			260	Paise/kWh	25
	51 - 100 kWh/Month			325	Paise/kWh	30
	101 - 150 kWh/Month			490	Paise/kWh	35
	151 - 200 kWh/Month			565	Paise/kWh	
	201 - 250 kWh/Month			680	Paise/kWh	40
	251 - 300 kWh/Month			730	Paise/kWh	
	301-400 kWh/Month			780	Paise/kWh	45
	Above 400Wh/Month			850	Paise/kWh	
LT-II	NON-DOMESTIC / COMMERCIAL					
LT-II (A)	Non-Domestic / Commercial (upto 50 Units/Month)					
	0-50 kWh/Month	50	Rs./kW/ Month	540	Paise/kWh	30
LT-II (B)	Non-Domestic / Commercial (above 50 Units/Mnth)					
	0-50 kWh/Month	50	Rs./kW/ Month	660	Paise/kWh	30
	51 - 100 kWh/Month			780	Paise/kWh	35
	101 - 300 kWh/Month			860	Paise/kWh	40
	301 - 500 kWh/Month			910	Paise/kWh	
	Above 500 kWh/Month			970	Paise/kWh	
LT-II (C)	ADVERTISING HOARDINGS - All Units	53	Rs./kW/ Month	1170	Paise/kWh	45
LT-III	INDUSTRY (Contracted load of 100 HP / 75KW and below)					
	Industrial - Normal					
	(i) Industries (General)	53	Rs./kW/ Month	640	Paise/[kVAh/ kWh]	50
	(ii) Pisciculture/ Prawn Culture	21	Rs./kW/ Month	490	Paise/[kVAh/ kWh]	200
	(iii) Sugarcane Crushing	21	Rs./kW/ Month	490	Paise/[kVAh/ kWh]	750
	(iv) Poultry farms	50	Rs./kW/ Month	560	Paise/[kVAh/ kWh]	
	(v) Mushroom & Rabbit Farms	53	Rs./kW/ Month	600	Paise/[kVAh/ kWh]	
	(vi) Floriculture in Green-House.	53	Rs./kW/ Month	600	Paise/[kVAh/ kWh]	
	(vi) Industry (off season)	53	Rs./kW/ Month	710	Paise/[kVAh/ kWh]	
LT-IV (A)	Cottage Industries (upto 10 HP) - All units	20	Rs./kW/ Month	375	Paise/kWh	30
LT-IV (B)	Agrobased Activities upto 10 HP) - All Units	20	Rs./kW/ Month	375	Paise/kWh	30


Electricity Tariff & Duty and Average rates of electricity supply in India

LT-V (A)	Agricultural with Demand Side Management(DSM) measures					
	Dry land Farmers (connections <=3 Nos.)	0		0	Paise/kWh	30
	Wet land Farmers (Holdings <=2.5 Acres)	0		0	Paise/kWh	
	Dry land Farmers (connections >3 Nos.)	525	Rs./HP/Year*	50	Paise/kWh	
	Wet land Farmers (Holdings >2.5 Acres)	525	Rs./HP/Year*	50	Paise/kWh	
	Corporate Farmers & IT Assesse	0		250	Paise/kWh	
*	Equivalent flat rate tariff					
LT-V (B)	Agricultural without Demand Side Management(DSM) measures					
	Dry land Farmers (connections <=3 Nos.)	525	Rs./HP/Year*	50	Paise/kWh	30
	Wet land Farmers (Holdings <=2.5 Acres)	525	Rs./HP/Year*	50	Paise/kWh	
	Dry land Farmers (connections >3 Nos.)	1050	Rs./HP/Year*	100	Paise/kWh	
	Wet land Farmers (Holdings >2.5 Acres)	1050	Rs./HP/Year*	100	Paise/kWh	
	Corporate Farmers & IT Assesses	0		350	Paise/kWh	
*	Equivalent flat rate tariff					
LT-V (C)	Others					
	Salt farming units with connected load upto 15 HP	20	Rs/HP/Month	370	Paise/kWh	30
	Rural Horticulture Nurseries with CD upto 15 HP \$	20	Rs/HP/Month	370	Paise/kWh	
\$ Units with connected load more than 15 HP shall be billed under LT-III category-Industrial General tariff.						
LT-VI	Street Lighting and PWS Schemes					
LT-VI (A)	Street Lighting					
	Panchayats	32	Rs./kW/Month	570	Paise/kWh	30
	Municipalities	32	Rs./kW/Month	620	Paise/kWh	
	Municipal Corporations	32	Rs./kW/Month	670	Paise/kWh	
PWS Schemes						
LT-VI (B)	Panchayats	32	Rs./HP/Month	460	Paise/kWh	30
	Municipalities	32	Rs./HP/Month	570	Paise/kWh	
	Municipal Corporations	32	Rs./HP/Month	620	Paise/kWh	
LT-VII (A)	General Purpose - Religious purpose					
	Govt. Educational Institutions, old age homes	21	Rs./kW/Month	690	Paise/kWh	40
	Charitable trust, etc.					
Religious Places (for load upto 2 KW only)						
LT-VII (B)	All Units	21	Rs./kW/Month	500	Paise/kWh	30
	Temporary Supply					
LT-VIII	All Units	21	Rs./kW/Month	1000	Paise/kVAh/kWh	40
	HIGH TENSION					
	HT-I	Industry				
(A)	Industry -General					
	11 kV			600	Paise/kVAh*	1125
	33 kV	370	Rs./kVA/Month	560	Paise/kVAh*	1125
	132 kV and above			1000	Paise/kVAh*	2250
	Lights and Fans					

Electricity Tariff & Duty and Average rates of electricity supply in India

	11 kV			600	Paise/kVAh*	1125
	33 kV			560	Paise/kVAh*	1125
	132 kV and above			510	Paise/kVAh*	2250
(B)	Ferro Alloy Units					
	11 kV		Nil	570	Paise/kVAh	1125
	33 kV			530	Paise/kVAh	1125
	132 kV and above			480	Paise/kVAh	2250
	Colony (11kV/33kV/132kV and above)			568	Paise/kVAh	As applicable
	Seasonal Industries coming under HT-1(A)					
	11 kV			730	Paise/kVAh	1125
	33 kV	370	Rs./kVA/ Month of	660	Paise/kVAh	1125
	132 kV and above		Billing De- mand #	600	Paise/kVAh	2250
HT-II	Others (consumers other than those covered under HT I and III to VII)					
	11 KV			690	Paise/kVAh*	1125
	33 KV	350	Rs./kVA/ Month	628	Paise/kVAh*	1125
	132 KV and above			603	Paise/kVAh*	2250
HT-III	Airports, Railway Stations and Bus Stations					
	11 KV			700	Paise/kVAh*	1125
	33 KV	370	Rs./kVA/ Month	640	Paise/kVAh*	1125
	132 KV and above			600	Paise/kVAh*	2250
HT-IV	Irrigation and CPWS					
(A)	Govt. Lift Irrigation Schemes and Agriculture			570	Paise/kVAh	
(B)	Composite Protected Water Supply (CPWS) Scheme			460	Paise/kVAh	
HT-V	Railway Traction			636	Paise/kVAh	
HT-VI	Townships & Residential Colonies(All Votages)	53	Rs./kVA/ Month	600	Paise/kVAh	
HT-VII	Green Power			1140	Paise/kVAh	
HT-VIII	Temporary (11/33/132 KV and above)		1.5 times of the Tariff cor- responding HT Consumer Gategory			
	ASSUMED POWER FACTOR		95%			
	* TOD Tariff from 6 PM to 10 PM @ Rs. 1.00/- kVAh					
Reference :	TSERC WEBSITE					

भाग - 3
विद्युत आपूर्ति तथा विद्युत शुल्क की औसत दरें



PART - 3
AVERAGE RATES OF ELECTRICITY
SUPPLY AND ELECTRICITY DUTY

Electricity Tariff & Duty and Average rates of electricity supply in India

सारणी सं० 1(क): घरेलू 1 कि०. वा०. (100 यूनिट/माह)
TABLE NO.1(a): DOMESTIC 1 KW (100 Units/Month)

क्रमांक Sr. No.	युटिलिटी का नाम	Name of Utility	Tariff effective from	Av. Rate (P/KWh)	Duty/Tax (P/KWh)	Total (P/KWh)
1	अंडमान एण्ड निकोबार	Andaman & Nicobar Island				
2	आंध्र प्रदेश	Andhra Pradesh	01.04.2015	200	0	200
3	अरुणाचल प्रदेश	Arunachal Pradesh	01.04.2014	233	6	239
4	आसाम	Assam	01.04.2015	400	0	400
5	बिहार (शहरी क्षेत्र)	Bihar (Urban Areas)	01.12.2013	388	10	398
	(ग्रामीण क्षेत्र)	(Rural Areas)	01.04.2015	355	21	376
6	चंडीगढ़	Chandigarh		225	14	239
7	छत्तीसगढ़	Chhattishgarh	01.04.2015	237	9	246
8	दादरा एवं नागर हवेली	Dadra & Nagar Haveli	01.07.2015	310	25	335
9	दमन एवं दिव	Daman & Diu	01.04.2014	150	0	150
10	दिल्ली-(बी.वाइ.पी.एल./बी.आर.पी.एल./एन.डी.पी.एल.-टी.पी.डी.डी.एल.)	Delhi-(BYPL/BRPL/NDPL-TPDDL)	01.04.2014	150	0	150
11	दिल्ली-(एन.डी.एम.सी.)	Delhi-(NDMC)	01.10.2015	440	22	462
12	गोवा	Goa	01.10.2015	345	17	362
13	गुजरात	Gujarat (Urban Areas)	01.04.2014	140	20	160
		(Rural Areas)	01.04.2015	353	53	405
14	गुजरात-(टोरेन्ट पावर लि., अहमदाबाद)	Gujarat-(Torrent Power Ltd., Ahmedabad)		313	23	336
15	गुजरात-(टोरेन्ट पावर लि., हरियाणा)	Gujarat-(Torrent Power Ltd., Surat)	01.04.2015	380	57	437
16	हिमाचल प्रदेश	Haryana	01.04.2015	368	55	423
17	जम्मू व कश्मीर	Himachal Pradesh	01.04.2015	360	10	370
18	झारखंड	Jammu & Kashmir	01.04.2015	390	12	402
19		Jharkhand (Urban Areas)	01.04.2015	159	16	175
20	कर्नाटक	(Rural Areas)	01.08.2012	280	20	300
		Karnataka		165	20	185
		Bruhat Bangalore Mahangara Palike, Municipal Corp. & all Urban Areas under Village Panchayats	01.05.2014	386	23	409
21	केरल	Kerala		352	21	373
22	लक्षद्वीप	Lakshadweep	16.08.2014	320	30	350
23	मध्य प्रदेश	Madhya Pradesh (Urban Areas)	01.04.2015	135	0	135
		(Rural Areas)	17.04.2015	443	40	482
24	महाराष्ट्र	Maharashtra		418	38	455
25	महाराष्ट्र-मुम्बई-(बी.ई.एस.टी.)	Maharashtra - Mumbai - (B.E.S.T)	01.06.2015	426	68	494
26	महाराष्ट्र-मुम्बई-(रिलायंस एनर्जी)	Maharashtra - Mumbai - (Reliance Energy)	01.06.2015	735	134	869
27	महाराष्ट्र-मुम्बई-(टाटा)	Maharashtra - Mumbai - (TATA's)	01.06.2015	529	101	630
28	मणिपुर	Manipur	01.06.2015	255	57	312
29	मिजोरम	Mizoram	27.02.2015	350	0	350
30	मेघालय	Meghalaya	01.04.2015	285	0	285
31	नागालैंड	Nagaland	01.04.2013	295	5	300
32	उड़ीसा	Orissa	01.04.2015	421	0	421
33	पुडुच्चेरी	Puducherry	01.04.2015	335	13	348
34	पंजाब	Punjab	01.04.2014	120	0	120
35	राजस्थान	Rajasthan	01.04.2015	452	59	511
36	सिक्किम	Sikkim	01.02.2015	628	40	668
37	तमिल नाडू	Tamil Nadu	01.04.2015	168	0	168
38	त्रिपुरा	Tripura	12.12.2014	160	0	160
39	उत्तराखण्ड	Uttarakhand	01.04.2014	522	0	522
40	उत्तर प्रदेश	Uttar Pradesh (URBAN)	01.04.2015	275	15	290
		(RURAL)	01.04.2015	530	5	535
41	पश्चिम बंगाल	West Bengal (URBAN)		270	5	275
		(RURAL)	01.04.2015	604	0	604
42	पश्चिम बंगाल-कोलकाता-(सी.ई.एस.सी.)	West Bengal - (CESC Ltd., Kolkata)		580	0	580
43	पश्चिम बंगाल-(डी.पी.एस.सी.)	West Bengal - (DPSC Ltd.)	01.04.2015	579	0	579
44	पश्चिम बंगाल-दुर्गापुर परियोजना	West Bengal-Durgapur Projects Ltd.	01.04.2013	417	0	417
45	तेलंगाना	Telangana	01.04.2015	420	0	420
			01.04.2015	232	6	239

Electricity Tariff & Duty and Average rates of electricity supply in India

सारणी सं० 1(ख): घरेलू 2 कि०. वा०. (200 यूनिट/माह)
TABLE NO.1(b): DOMESTIC 2 KW (200 Units/Month)

क्रमांक Sr. No.	युटिलिटी का नाम	Name of Utility	Tariff effective from	Av. Rate (P/KWh)	Duty/Tax (P/KWh)	Total (P/KWh)
		Andaman & Nicobar Island	01.04.2015	300	0	300
1	अंडमान एण्ड निकोबार	Andhra Pradesh	01.04.2014	328	6	334
2	आंध्र प्रदेश	Arunachal Pradesh	01.04.2015	400	0	400
3	अरुणाचल प्रदेश	Assam	01.12.2013	463	10	473
4	आसाम	Bihar (Urban Areas)	01.04.2015	368	22	390
5	बिहार (शहरी क्षेत्र)	(Rural Areas)		253	15	268
	(ग्रामीण क्षेत्र)	Chandigarh	01.04.2015	285	9	294
6	चंडीगढ़	Chhattishgarh	01.07.2015	310	25	335
7	छत्तीस गढ़	Dadra & Nagar Haveli	01.04.2014	165	0	165
8	दादरा एवं नागर हवेली	Daman & Diu	01.04.2014	165	0	165
9	दमन एवं दिव	Delhi-(BYPL/BRPL/NDPL-TPDDL)	01.10.2015	420	21	441
10	दिल्ली-(बी.वाइ.पी.एल./बी.आर.पी.एल./एन.डी.पी.एल.-टी.पी.डी.डी.एल)	Delhi-(NDMC)	01.10.2015	345	17	362
11	दिल्ली-(एन.डी.एम.सी.)	Goa	01.04.2014	155	20	175
12	गोवा	Gujarat (Urban Areas)	01.04.2015	389	58	447
13	गुजरात	(Rural Areas)		349	26	375
		Gujarat-(Torrent Power Ltd., Ahmedabad)	01.04.2015	385	58	443
		Gujarat-(Torrent Power Ltd., Surat)	01.04.2015	396	59	456
14	गुजरात-(टोरेन्ट पावर लि., अहमदाबाद)	Haryana	01.04.2015	474	10	484
15	गुजरात-(टोरेन्ट पावर लि.)	Himachal Pradesh	01.04.2015	404	12	416
16	हरियाणा	Himachal Pradesh	01.04.2015	404	12	416
17	हिमाचल प्रदेश	Jammu & Kashmir	01.04.2015	182	18	200
18	जम्मू व कश्मीर	Jharkhand (Urban Areas)	01.08.2012	260	20	280
19	झारखंड	(Rural Areas)		253	20	273
		Karnataka	01.05.2014			
20	कर्नाटक	Bruhat Bangalore Mahangara Palike, Municipal Corp.& all Urban Areas under Village Panchayats		473	28	501
		Kerala		436	26	462
		Lakshadweep	16.08.2014	420	40	460
21	केरल	Madhya Pradesh (Urban Areas)	01.04.2015	193	0	193
22	लक्षद्वीप	(Rural Areas)	17.04.2015	566	59	626
23	मध्य प्रदेश	Maharashtra	01.06.2015	536	56	593
		Maharashtra - Mumbai-(B.E.S.T)	01.06.2015	624	100	723
24	महाराष्ट्र	Maharashtra - Mumbai-(Reliance Energy)	01.06.2015	877	156	1033
25	महाराष्ट्र-मुम्बई-(बी.ई.एस.टी.)	Maharashtra - Mumbai-(TATA's)	01.06.2015	604	113	717
26	महाराष्ट्र-मुम्बई-(रिलायंस एनर्जी)	Manipur	01.06.2015	351	72	423
27	महाराष्ट्र-मुम्बई-(टाटा)	Mizoram	27.02.2015	380	0	380
28	मणीपुर	Meghalaya	01.04.2015	380	0	380
29	मिजोरम	Nagaland	01.04.2015	353	0	353
30	मेघालय	Orissa	01.04.2015	315	5	320
31	नागालैंड	Puducherry	01.04.2015	485	0	485
32	उड़ीसा	Punjab	01.04.2015	485	0	485
33	पुडुच्चेरी	Rajasthan	01.04.2015	378	15	393
34	पंजाब	Sikkim	01.04.2014	135	0	135
35	राजस्थान	Tamil Nadu	01.04.2015	135	0	135
36	सिक्किम	Tripura	01.04.2015	533	69	602
37	सिक्किम	Uttarakhand	01.04.2015	533	69	602
38	तमिल नाडू	Uttar Pradesh (URBAN)	01.02.2015	603	55	658
39	त्रिपुरा	(RURAL)	01.04.2015	256	0	256
40	उत्तराखण्ड	(URBAN)	01.04.2015	256	0	256
41	उत्तर प्रदेश	(RURAL)	12.12.2014	258	0	258
		West Bengal (URBAN)	01.04.2015	556	0	556
		(RURAL)		270	5	275
		West Bengal (URBAN)	01.04.2015	660	0	660
42	पश्चिम बंगाल	(RURAL)		637	0	637
		West Bengal - (CESC Ltd., Kolkata)	01.04.2015	657	0	657
43	पश्चिम बंगाल-कोलकत्ता-(सी.ई.एस.सी.)	West Bengal - (DPSC Ltd.)	01.04.2013	417	0	417
44	पश्चिम बंगाल-(डी.पी.एस.सी.)	West Bengal-Durgapur Projects Ltd.	01.04.2015	449	0	449
45	पश्चिम बंगाल-दुर्गापुर परियोजना	Telangana	01.04.2015	449	6	334
45	तेलंगाना			327	6	334

Index of States

- 1 A&N Island
- 2 Andhra Pradesh
- 3 Arunachal Pradesh
- 4 Assam
- 5 Bihar (Urban)
- 6 Bihar (Rural)
- 7 Chandigarh
- 8 Chhattisgarh
- 9 Dadra&Ngr Haveli
- 10 Daman & Diu
- 11 Delhi (BSES/NDPL)
- 12 Delhi (NDMC)
- 13 Goa
- 14 Gujarat (Urban)
- 15 Gujarat (Rural)
- 16 Gujarat (Ahmedabad)
- 17 Gujarat (Surat)
- 18 Haryana
- 19 Himachal Pradesh
- 20 Jammu & Kashmir
- 21 Jharkhand (Urban)
- 22 Jharkhand (Rural)
- 23 Karnataka (Bangalore & other Cities)
- 24 Karnataka (Area under Village Panchayat)
- 25 Kerala
- 26 Lakshadweep
- 27 MP (Urban)
- 28 MP (Rural)
- 29 Maharashtra
- 30 Maharashtra - Mumbai (B.E.S.T.)
- 31 Maharashtra - Mumbai (Reliance Energy)
- 32 Maharashtra - Mumbai (TATA's)
- 33 Manipur
- 34 Mizoram
- 35 Meghalaya
- 36 Nagaland
- 37 Orissa
- 38 Puducherry
- 39 Punjab
- 40 Rajasthan
- 41 Sikkim
- 42 Tamil Nadu
- 43 Tripura
- 44 Uttaranchal
- 45 U. P. (Urban)
- 46 U. P. (Rural)
- 47 West Bengal (Urban)
- 48 West Bengal (Rural)
- 49 W. B. (Kolkata CESC)
- 50 West Bengal-DPSC
- 51 West Bengal (DPL)
- 52 Telangana

Chart 1(a): Domestic 1 KW (100 Units/ Month)

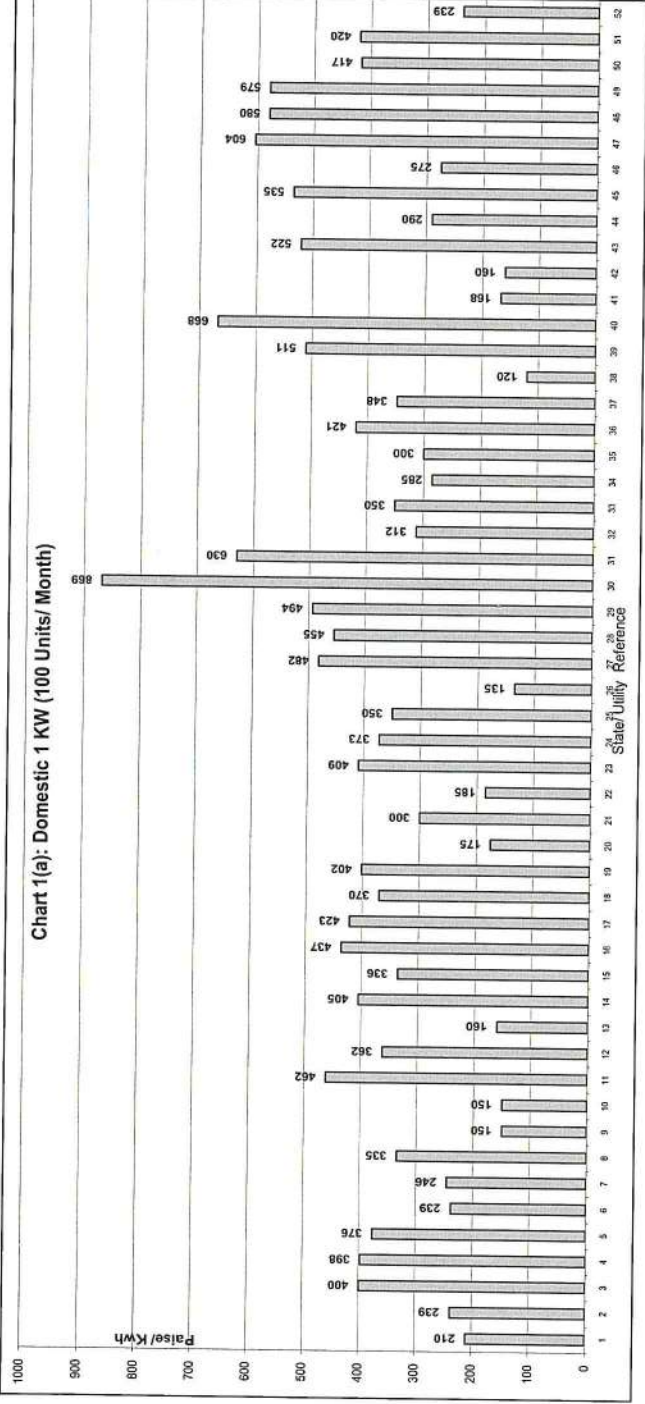
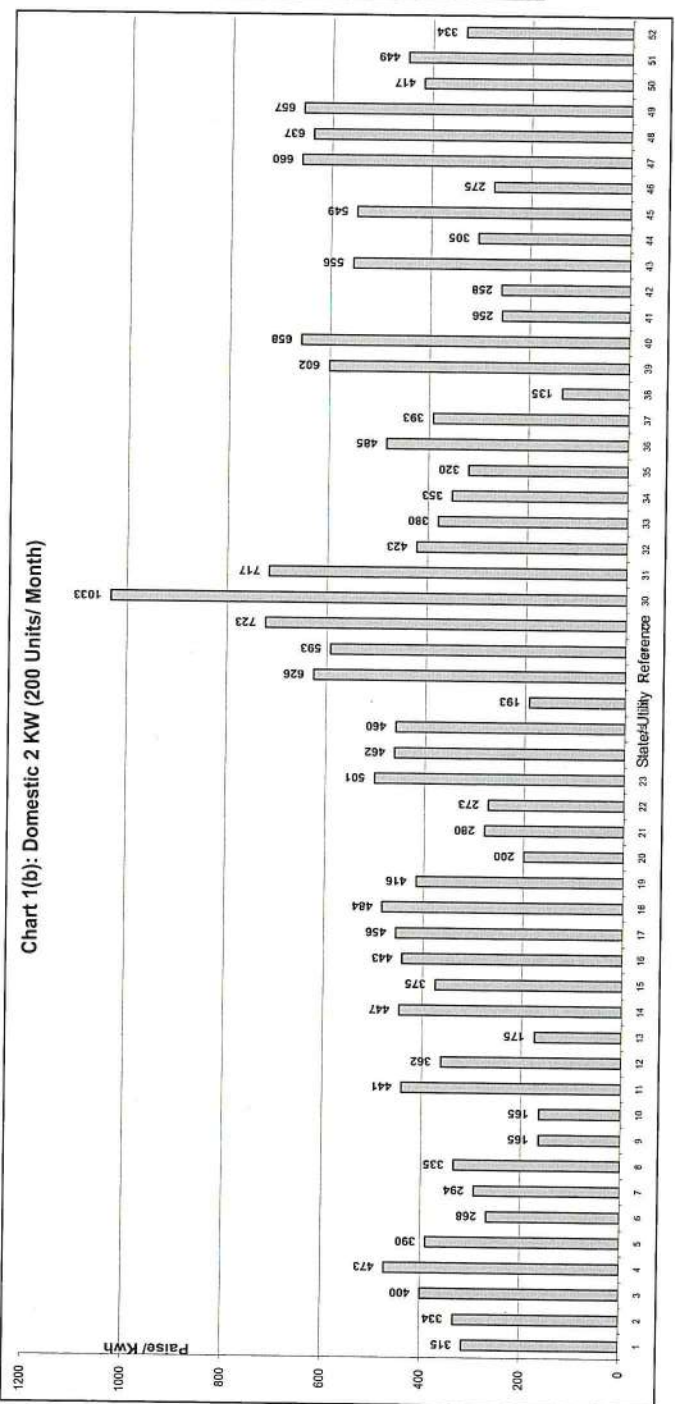


Chart 1(b): Domestic 2 KW (200 Units/ Month)



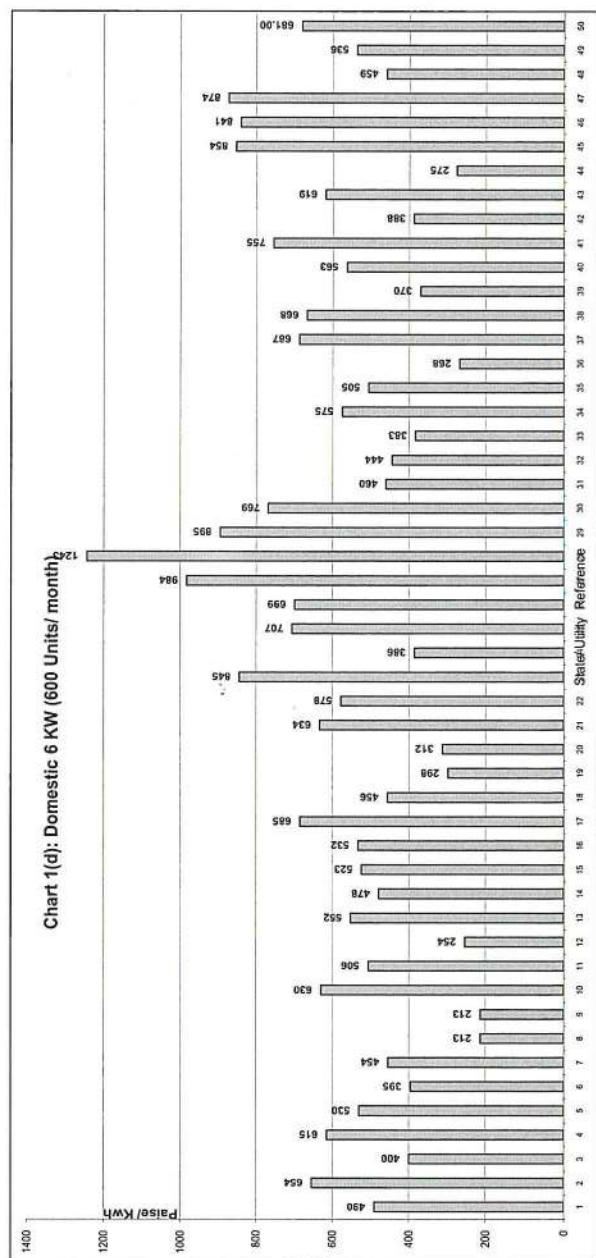
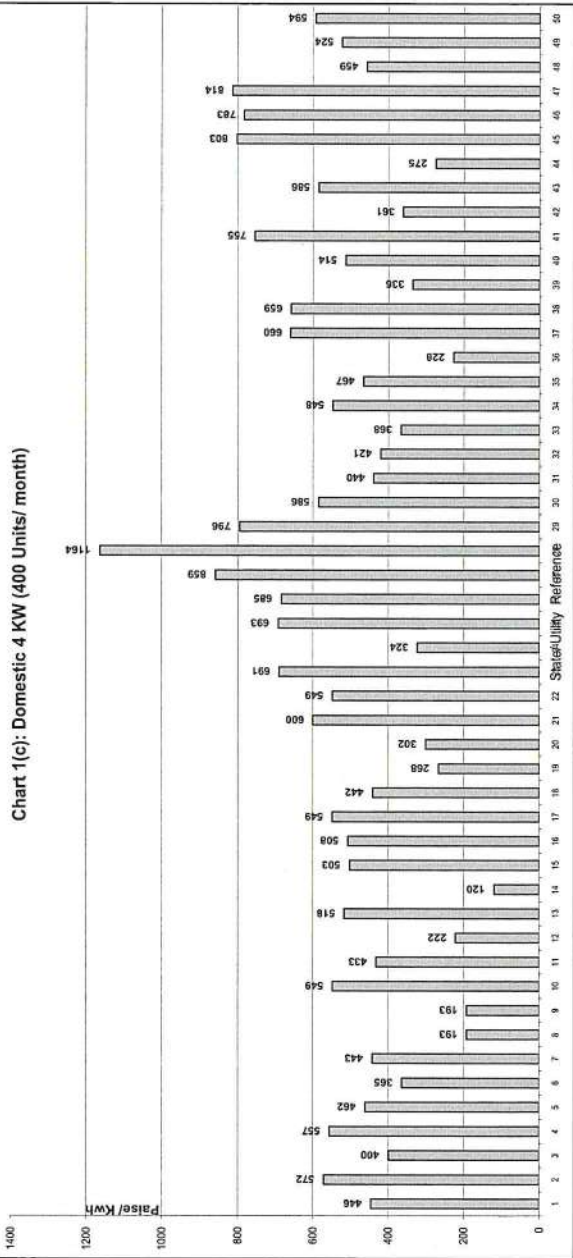
सारणी सं० 1(ग): घरेलू 4 कि० वा०. (400 यूनिट/माह)
TABLE NO.1(c): DOMESTIC 4 KW (400 Units/Month)

क्रमांक Sr. No.	युटिलिटी का नाम	Name of Utility	Tariff effective from	Av. Rate (P/KWh)	Duty/Tax (P/KWh)	Total (P/KWh)
1	अंडमान एण्ड निकोबार	Andaman & Nicobar Island	01.04.2015	425	0	425
2	आंध्र प्रदेश	Andhra Pradesh	01.04.2014	566	6	572
3	अरुणाचल प्रदेश	Arunachal Pradesh	01.04.2015	400	0	400
4	आसाम	Assam	01.12.2013	547	10	557
5	बिहार	Bihar	01.04.2015	436	26	462
6	चंडीगढ़	Chandigarh	01.04.2015	356	9	365
7	छत्तीस गढ़	Chhattishgarh	01.07.2015	410	33	443
8	दादरा एवं नागर हवेली	Dadra & Nagar Haveli	01.04.2014	193	0	193
9	दमन एवं दिव	Daman & Diu	01.04.2014	193	0	193
10	दिल्ली-(बी.वाइ.पी.एल./बी.आर.पी.एल./एन.डी.पी.एल.-टी.पी.डी.डी.एल)	Delhi-(BYPL/BRPL/NDPL-TPDDL)	01.10.2015	523	26	549
11	दिल्ली-(एन.डी.एम.सी.)	Delhi-(NDMC)	01.10.2015	413	21	433
12	गोवा	Goa	01.04.2014	202	20	222
13	गुजरात	Gujarat (Urban Areas)	01.04.2015	450	68	518
		(Rural Areas)		111	8	120
14	गुजरात-(टोरेन्ट पावर लि., अहमदाबाद)	Gujarat-(Torrent Power Ltd., Ahmedabad)	01.04.2015	438	66	503
15	गुजरात-(टोरेन्ट पावर लि.)	Gujarat-(Torrent Power Ltd., Surat)	01.04.2015	442	66	508
16	हरियाणा	Haryana	01.04.2015	539	10	549
17	हिमाचल प्रदेश	Himachal Pradesh	01.04.2015	429	13	442
18	जम्मू व कश्मीर	Jammu & Kashmir	01.04.2015	244	24	268
19	झारखंड	Jharkhand	01.08.2012	280	22	302
20	कर्नाटक	Karnataka	01.05.2014			
		Bruhat Bangalore Mahangara Palike, Municipal Corp.& all Urban		567	34	600
		Areas under Village Panchayats		518	31	549
21	केरल	Kerala	16.08.2014	630	61	691
22	लक्षद्वीप	Lakshadweep	01.04.2015	324	0	324
23	मध्य प्रदेश	Madhya Pradesh (Urban Areas)	17.04.2015	623	70	693
		(Rural Areas)		616	69	685
24	महाराष्ट्र	Maharashtra	01.06.2015	741	119	859
25	महाराष्ट्र-मुम्बई-(बी.ई.एस.टी.)	Maharashtra - Mumbai-(B.E.S.T)	01.06.2015	990	174	1164
26	महाराष्ट्र-मुम्बई-(रिलायंस एनर्जी)	Maharashtra - Mumbai-(Reliance Energy)	01.06.2015	672	124	796
27	महाराष्ट्र-मुम्बई-(टाटा)	Maharashtra - Mumbai-(TATA's)	01.06.2015	491	95	586
28	मणीपुर	Manipur	27.02.2015	440	0	440
29	मिजोरम	Mizoram	01.04.2015	421	0	421
30	मेघालय	Meghalaya	01.04.2013	363	5	368
31	नागालैंड	Nagaland	01.04.2015	548	0	548
32	उड़ीसा	Orissa	01.04.2015	449	18	467
33	पुडुच्चेरी	Puducherry	01.04.2014	228	0	228
34	पंजाब	Punjab	01.04.2015	584	76	660
35	राजस्थान	Rajasthan	01.02.2015	604	55	659
36	सिक्किम	Sikkim	01.04.2015	336	0	336
37	तमिल नाडु	Tamil Nadu	12.12.2014	514	0	514
38	त्रिपुरा	Tripura	01.04.2014	755	0	755
39	उत्तराखण्ड	Uttarakhand	01.04.2015	346	15	361
40	उत्तर प्रदेश	Uttar Pradesh (URBAN)	01.04.2015	581	5	586
		(RURAL)		270	5	275
41	पश्चिम बंगाल	West Bengal (URBAN)	01.04.2015	730	73	803
		(RURAL)		712	71	783
42	पश्चिम बंगाल-कोलकत्ता-(सी.ई.एस.सी.)	West Bengal - (CESC Ltd., Kolkata)	01.04.2015	740	74	814
43	पश्चिम बंगाल-(डी.पी.एस.सी.)	West Bengal - (DPSC Ltd.)	01.04.2013	417	42	459
44	पश्चिम बंगाल-दुर्गापुर परियोजना	West Bengal-Durgapur Projects Ltd.	01.04.2015	476	48	524
45	तेलंगाना	Telangana	01.04.2015	587	6	594

सारणी सं० 1(घ): घरेलू 6 कि०. वा०. (600 यूनिट/माह)
TABLE NO.1(d): DOMESTIC 6 KW (600 Units/Month)

क्रमांक Sr. No.	युटिलिटी का नाम	Name of Utility	Tariff effective from	Av. Rate (P/KWh)	Duty/Tax (P/KWh)	Total (P/KWh)
1	अंडमान एण्ड निकोबार	Andaman & Nicobar Island	01.04.2015	467	0	467
2	आंध्र प्रदेश	Andhra Pradesh	01.04.2014	648	6	654
3	अरुणाचल प्रदेश	Arunachal Pradesh	01.04.2015	400	0	400
4	आसाम	Assam	01.12.2013	605	10	615
5	बिहार	Bihar	01.04.2015	500	30	530
6	चंडीगढ़	Chandigarh	01.04.2015	386	9	395
7	छत्तीस गढ़	Chhattishgarh	01.07.2015	420	34	454
8	दादरा एवं नागर हवेली	Dadra & Nagar Haveli	01.04.2014	213	0	213
9	दमन एवं दिव	Daman & Diu	01.04.2014	213	0	213
10	दिल्ली-(बी.वाइ.पी.एल./बी.आर.पी.एल./एन.डी.पी.एल.-टी.पी.डी.डी.एल)	Delhi-(BYPL/BRPL/NDPL-TPDDL)	01.10.2015	600	30	630
11	दिल्ली-(एन.डी.एम.सी.)	Delhi-(NDMC)	01.10.2015	482	24	506
12	गोवा	Goa	01.04.2014	234	20	254
13	गुजरात	Gujarat (Urban Areas)	01.04.2015	480	72	552
		(Rural Areas)		445	33	478
14	गुजरात-(टोरेन्ट पावर लि., अहमदाबाद)	Gujarat-(Torrent Power Ltd., Ahmedabad)	01.04.2015	455	68	523
15	गुजरात-(टोरेन्ट पावर लि.)	Gujarat-(Torrent Power Ltd., Surat)	01.04.2015	463	69	532
16	हरियाणा	Haryana	01.04.2015	675	10	685
17	हिमाचल प्रदेश	Himachal Pradesh	01.04.2015	443	13	456
18	जम्मू व कश्मीर	Jammu & Kashmir	01.04.2015	271	27	298
19	झारखंड	Jharkhand	01.08.2012	290	22	312
20	कर्नाटक	Karnataka	01.05.2014			
		Bruhat Bangalore Mahangara Palike, Municipal Corp.& all Urban		598	36	634
		Areas under Village Panchayats		545	33	578
21	केरल	Kerala	16.08.2014	770	75	845
22	लक्षद्वीप	Lakshadweep	01.04.2015	386	0	386
23	मध्य प्रदेश	Madhya Pradesh (Urban Areas)	17.04.2015	634	73	707
		(Rural Areas)		627	72	699
24	महाराष्ट्र	Maharashtra	01.06.2015	848	136	984
25	महाराष्ट्र-मुम्बई-(बी.ई.एस.टी.)	Maharashtra - Mumbai-(B.E.S.T)	01.06.2015	1058	185	1243
26	महाराष्ट्र-मुम्बई-(रिलायंस एनर्जी)	Maharashtra - Mumbai-(Reliance Energy)	01.06.2015	758	137	895
27	महाराष्ट्र-मुम्बई-(टाटा)	Maharashtra - Mumbai-(TATA's)	01.06.2015	649	120	769
28	मणीपुर	Manipur	27.02.2015	460	0	460
29	मिजोरम	Mizoram	01.04.2015	444	0	444
30	मेघालय	Meghalaya	01.04.2013	378	5	383
31	नागालैंड	Nagaland	01.04.2015	575	0	575
32	उड़ीसा	Orissa	01.04.2015	486	19	505
33	पुडुच्चेरी	Puducherry	01.04.2014	268	0	268
34	पंजाब	Punjab	01.04.2015	608	79	687
35	राजस्थान	Rajasthan	01.02.2015	613	55	668
36	सिक्किम	Sikkim	01.04.2015	370	0	370
37	तमिल नाडू	Tamil Nadu	12.12.2014	563	0	563
38	त्रिपुरा	Tripura	01.04.2014	755	0	755
39	उत्तराखण्ड	Uttarakhand	01.04.2015	373	15	388
40	उत्तर प्रदेश	Uttar Pradesh (URBAN)	01.04.2015	614	5	619
		(RURAL)		270	5	275
41	पश्चिम बंगाल	West Bengal (URBAN)	01.04.2015	777	78	854
		(RURAL)		765	76	841
42	पश्चिम बंगाल-कोलकता-(सी.ई.एस.सी.)	West Bengal - (CESC Ltd., Kolkata)	01.04.2015	795	79	874
43	पश्चिम बंगाल-(डी.पी.एस.सी.)	West Bengal - (DPSC Ltd.)	01.04.2013	417	42	459
44	पश्चिम बंगाल-दुर्गापुर परियोजना	West Bengal-Durgapur Projects Ltd.	01.04.2015	488	49	536
45	तेलंगाना	Telangana	01.04.2015	675	6	681

- Index of States
- 1 A&N Island
 - 2 Andhra Pradesh
 - 3 Arunachal Pradesh
 - 4 Assam
 - 5 Bihar
 - 6 Chandigarh
 - 7 Chattisgarh
 - 8 Deori&Ngr Havelli
 - 9 Damnam & Diu
 - 10 Delhi (BSES/NDPL)
 - 11 Delhi (NDMC)
 - 12 Goa
 - 13 Gujarat (Urban)
 - 14 Gujarat (Rural)
 - 15 Gujarat (Ahmedabad)
 - 16 Gujarat (Surat)
 - 17 Haryana
 - 18 Himachal Pradesh
 - 19 Jammu & Kashmir
 - 20 Jharkhand
 - 21 Karnataka (Bangalore & other Cities)
 - 22 Karnataka (Area under Village Panchayat)
 - 23 Kerala
 - 24 Lakshadweep
 - 25 MP (Urban)
 - 26 MP (Rural)
 - 27 Maharashtra
 - 28 Maharashtra - Mumbai-(B.E.S.T)
 - 29 Maharashtra - Mumbai-(Reliance Energy)
 - 30 Maharashtra - Mumbai-(TATA's)
 - 31 Manipur
 - 32 Mizoram
 - 33 Meghalaya
 - 34 Nagaland
 - 35 Orissa
 - 36 Puducherry
 - 37 Punjab
 - 38 Rajasthan
 - 39 Sikkim
 - 40 Tamil Nadu
 - 41 Tripura
 - 42 Uttaranchal
 - 43 U. P. (Urban)
 - 44 U. P. (Rural)
 - 45 West Bengal (Urban)
 - 46 West Bengal (Rural)
 - 47 W. B. (Kolkata CESC)
 - 48 West Bengal-DPSC
 - 49 West Bengal (DPL)
 - 50 Telangana



Electricity Tariff & Duty and Average rates of electricity supply in India

सारणी सं० 1(इ): घरेलू 8 कि०. वा०. (800 यूनिट/माह)
TABLE NO.1(e): DOMESTIC 8 KW (800 Units/Month)

क्रमांक Sr. No.	युटिलिटी का नाम	Name of Utility	Tariff effective from	Av. Rate (P/KWh)	Duty/Tax (P/KWh)	Total (P/KWh)
1	अंडमान एण्ड निकोबार	Andaman & Nicobar Island	01.04.2015	488	0	488
2	आंध्र प्रदेश	Andhra Pradesh	01.04.2014	696	6	702
3	अरुणाचल प्रदेश	Arunachal Pradesh	01.04.2015	400	0	400
4	आसाम	Assam	01.12.2013	605	10	615
5	बिहार	Bihar	01.04.2015	515	31	546
6	चंडीगढ़	Chandigarh	01.04.2015	401	9	410
7	छत्तीस गढ़	Chhattishgarh	01.07.2015	590	47	637
8	दादरा एवं नागर हवेली	Dadra & Nagar Haveli	01.04.2014	224	0	224
9	दमन एवं दिव	Daman & Diu	01.04.2014	224	0	224
10	दिल्ली-(बी.वाइ.पी.एल./बी.आर.पी.एल./एन.डी.पी.एल.-टी.पी.डी.डी.एल)	Delhi-(BYPL/BRPL/NDPL-TPDDL)	01.10.2015	639	32	671
11	दिल्ली-(एन.डी.एम.सी.)	Delhi-(NDMC)	01.10.2015	516	26	542
12	गोवा	Goa	01.04.2014	255	20	275
13	गुजरात	Gujarat (Urban Areas)	01.04.2015	496	74	570
		(Rural Areas)		472	35	507
14	गुजरात-(टोरेन्ट पावर लि., अहमदाबाद)	Gujarat-(Torrent Power Ltd., Ahmedabad)	01.04.2015	468	70	538
15	गुजरात-(टोरेन्ट पावर लि.)	Gujarat-(Torrent Power Ltd., Surat)	01.04.2015	478	72	550
16	हरियाणा	Haryana	01.04.2015	675	10	685
17	हिमाचल प्रदेश	Himachal Pradesh	01.04.2015	450	13	463
18	जम्मू व कश्मीर	Jammu & Kashmir	01.04.2015	284	28	313
19	झारखंड	Jharkhand	01.08.2012	290	23	313
20	कर्नाटक	Karnataka	01.05.2014			
		Bruhat Bangalore Mahangara Palike, Municipal Corp.& all Urban		613	37	650
		Areas under Village Panchayats		559	34	593
21	केरल	Kerala	16.08.2014	770	75	845
22	लक्षद्वीप	Lakshadweep	01.04.2015	417	0	417
23	मध्य प्रदेश	Madhya Pradesh (Urban Areas)	17.04.2015	650	76	725
		(Rural Areas)		643	75	718
24	महाराष्ट्र	Maharashtra	01.06.2015	919	147	1066
25	महाराष्ट्र-मुम्बई-(बी.ई.एस.टी.)	Maharashtra - Mumbai-(B.E.S.T)	01.06.2015	1079	189	1267
26	महाराष्ट्र-मुम्बई-(रिलायंस एनर्जी)	Maharashtra - Mumbai-(Reliance Energy)	01.06.2015	820	147	968
27	महाराष्ट्र-मुम्बई-(टाटा)	Maharashtra - Mumbai-(TATA's)	01.06.2015	752	136	888
28	मणिपुर	Manipur	27.02.2015	470	0	470
29	मिजोरम	Mizoram	01.04.2015	456	0	456
30	मेघालय	Meghalaya	01.04.2013	386	5	391
31	नागालैंड	Nagaland	01.04.2015	589	0	589
32	उड़ीसा	Orissa	01.04.2015	504	20	525
33	पुडुच्चेरी	Puducherry	01.04.2014	289	0	289
34	पंजाब	Punjab	01.04.2015	620	81	701
35	राजस्थान	Rajasthan	01.02.2015	619	55	674
36	सिक्किम	Sikkim	01.04.2015	388	0	388
37	तमिल नाडू	Tamil Nadu	12.12.2014	587	0	587
38	त्रिपुरा	Tripura	01.04.2014	755	0	755
39	उत्तराखण्ड	Uttarakhand	01.04.2015	379	15	394
40	उत्तर प्रदेश	Uttar Pradesh (URBAN)	01.04.2015	638	5	643
		(RURAL)		270	5	275
41	पश्चिम बंगाल	West Bengal (URBAN)	01.04.2015	800	80	880
		(RURAL)		791	79	870
42	पश्चिम बंगाल-कोलकता-(सी.ई.एस.सी.)	West Bengal - (CESC Ltd., Kolkata)	01.04.2015	822	82	904
43	पश्चिम बंगाल-(डी.पी.एस.सी.)	West Bengal - (DPSC Ltd.)	01.04.2013	417	42	459
44	पश्चिम बंगाल-दुर्गापुर परियोजना	West Bengal-Durgapur Projects Ltd.	01.04.2015	493	49	543
45	तेलंगाना	Telangana	01.04.2015	718	6	725

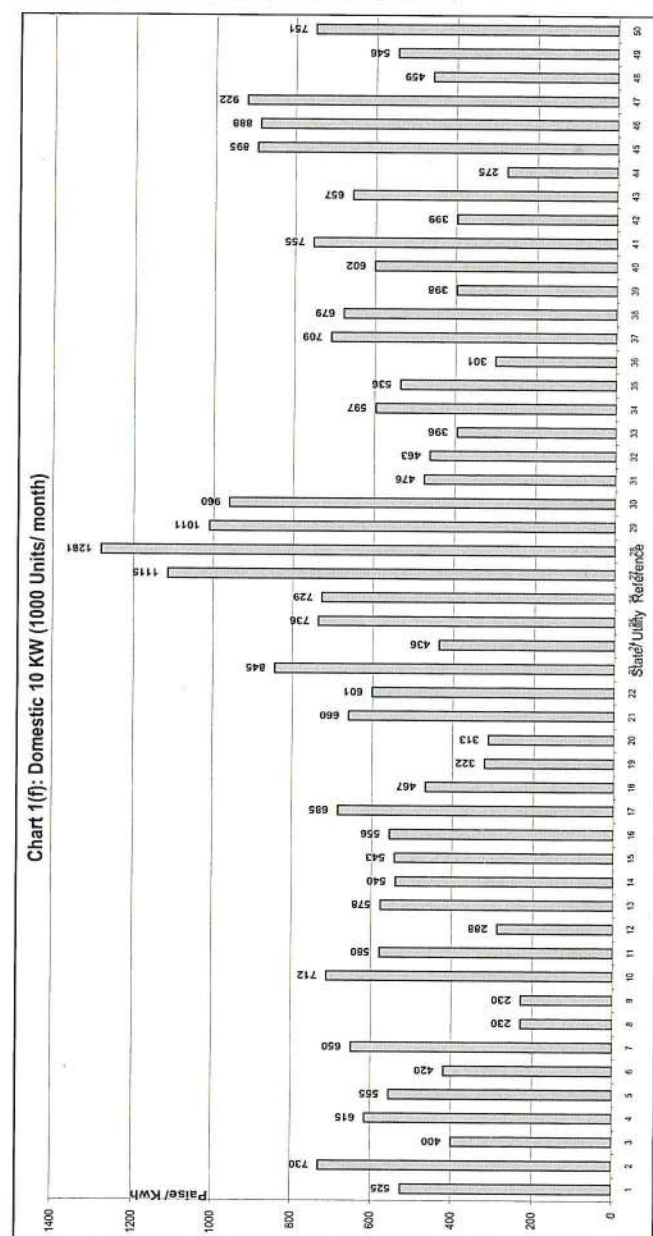
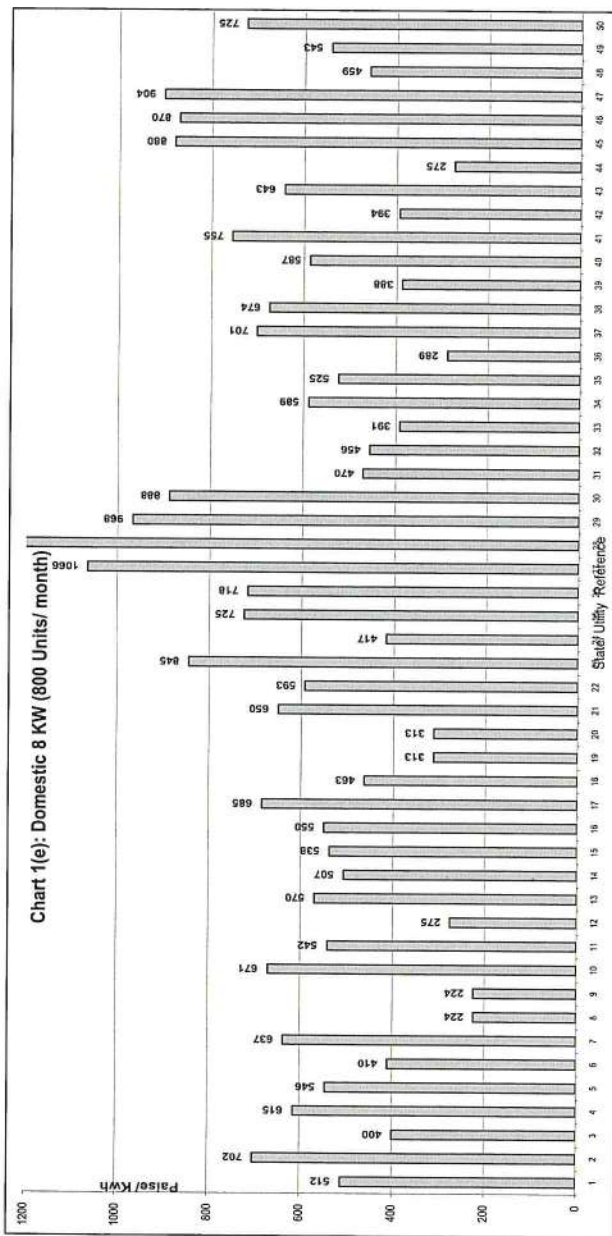
Electricity Tariff & Duty and Average rates of electricity supply in India

सारणी सं० 1 (च): घरेलू 10 कि०. वा०. (1000 यूनिट/माह)

TABLE NO.1(f) : DOMESTIC 10 KW (1000 Units/Month)

क्रमांक Sr. No.	युटिलिटी का नाम	Name of Utility	Tariff effective from	Av. Rate (P/KWh)	Duty/Tax (P/KWh)	Total (P/KWh)
1	अंडमान एण्ड निकोबार	Andaman & Nicobar Island	01.04.2015	500	0	500
2	आंध्र प्रदेश	Andhra Pradesh	01.04.2014	724	6	730
3	अरुणाचल प्रदेश	Arunachal Pradesh	01.04.2015	400	0	400
4	आसाम	Assam	01.12.2013	605	10	615
5	बिहार	Bihar	01.04.2015	524	31	555
6	चंडीगढ़	Chandigarh	01.04.2015	411	9	420
7	छत्तीस गढ़	Chhattishgarh	01.07.2015	602	48	650
8	दादरा एवं नागर हवेली	Dadra & Nagar Haveli	01.04.2014	230	0	230
9	दमन एवं दिव	Daman & Diu	01.04.2014	230	0	230
10	दिल्ली-(बी.वाइ.पी.एल./बी.आर.पी.एल./एन.डी.पी.एल.-टी.पी.डी.डी.एल)	Delhi-(BYPL/BRPL/NDPL-TPDDL)	01.10.2015	678	34	712
11	दिल्ली-(एन.डी.एम.सी.)	Delhi-(NDMC)	01.10.2015	552	28	580
12	गोवा	Goa	01.04.2014	268	20	288
13	गुजरात	Gujarat (Urban Areas)	01.04.2015	503	75	578
		(Rural Areas)		503	38	540
14	गुजरात-(टोरेन्ट पावर लि., अहमदाबाद)	Gujarat-(Torrent Power Ltd., Ahmedabad)	01.04.2015	473	71	543
15	गुजरात-(टोरेन्ट पावर लि.)	Gujarat-(Torrent Power Ltd., Surat)	01.04.2015	484	73	556
16	हरियाणा	Haryana	01.04.2015	675	10	685
17	हिमाचल प्रदेश	Himachal Pradesh	01.04.2015	454	14	467
18	जम्मू व कश्मीर	Jammu & Kashmir	01.04.2015	292	29	322
19	झारखंड	Jharkhand	01.08.2012	290	23	313
20	कर्नाटक	Karnataka	01.05.2014			
		Bruhat Bangalore Mahangara Palike, Municipal Corp.& all Urban		623	37	660
		Areas under Village Panchayats		567	34	601
21	केरल	Kerala	16.08.2014	770	75	845
22	लक्षद्वीप	Lakshadweep	01.04.2015	436	0	436
23	मध्य प्रदेश	Madhya Pradesh (Urban Areas)	17.04.2015	659	77	736
		(Rural Areas)		652	76	729
24	महाराष्ट्र	Maharashtra	01.06.2015	961	154	1115
25	महाराष्ट्र-मुम्बई-(बी.ई.एस.टी.)	Maharashtra - Mumbai-(B.E.S.T)	01.06.2015	1091	191	1281
26	महाराष्ट्र-मुम्बई-(रिलायंस एनर्जी)	Maharashtra - Mumbai-(Reliance Energy)	01.06.2015	858	153	1011
27	महाराष्ट्र-मुम्बई-(टाटा)	Maharashtra - Mumbai-(TATA's)	01.06.2015	814	146	960
28	मणिपुर	Manipur	27.02.2015	476	0	476
29	मिजोरम	Mizoram	01.04.2015	463	0	463
30	मेघालय	Meghalaya	01.04.2013	391	5	396
31	नागालैंड	Nagaland	01.04.2015	597	0	597
32	उड़ीसा	Orissa	01.04.2015	516	21	536
33	पुडुच्चेरी	Puducherry	01.04.2014	301	0	301
34	पंजाब	Punjab	01.04.2015	627	82	709
35	राजस्थान	Rajasthan	01.02.2015	624	55	679
36	सिक्किम	Sikkim	01.04.2015	398	0	398
37	तमिल नाडू	Tamil Nadu	12.12.2014	602	0	602
38	त्रिपुरा	Tripura	01.04.2014	755	0	755
39	उत्तराखण्ड	Uttarakhand	01.04.2015	384	15	399
40	उत्तर प्रदेश	Uttar Pradesh (URBAN)	01.04.2015	652	5	657
		(RURAL)		270	5	275
41	पश्चिम बंगाल	West Bengal (URBAN)	01.04.2015	814	81	895
		(RURAL)		807	81	888
42	पश्चिम बंगाल-कोलकत्ता-(सी.ई.एस.सी.)	West Bengal - (CESC Ltd., Kolkata)	01.04.2015	838	84	922
43	पश्चिम बंगाल-(डी.पी.एस.सी.)	West Bengal - (DPSC Ltd.)	01.04.2013	417	42	459
44	पश्चिम बंगाल-दुर्गापुर परियोजना	West Bengal-Durgapur Projects Ltd.	01.04.2015	497	50	546
45	तेलंगाना	Telangana	01.04.2015	745	6	751

- Index of States
- 1 Andhra Pradesh
 - 2 Andhra Pradesh
 - 3 Arunachal Pradesh
 - 4 Assam
 - 5 Bihar
 - 6 Chandigarh
 - 7 Chhattisgarh
 - 8 Dadri & Ngr. Haveli
 - 9 Daman & Diu
 - 10 Delhi (BSES/NDPL)
 - 11 Delhi (NDMC)
 - 12 Goa
 - 13 Gujarat (Urban)
 - 14 Gujarat (Rural)
 - 15 Gujarat (Ahmedabad)
 - 16 Gujarat (Surat)
 - 17 Haryana
 - 18 Himachal Pradesh
 - 19 Jammu & Kashmir
 - 20 Jharkhand
 - 21 Karnataka (Bangalore & other Cities)
 - 22 Karnataka (Area under Village Panchayat)
 - 23 Kerala
 - 24 Lakshadweep
 - 25 MP (Urban)
 - 26 MP (Rural)
 - 27 Maharashtra
 - 28 Maharashtra - Mumbai - (B.E.S.T.)
 - 29 Maharashtra - Mumbai - (Reliance Energy)
 - 30 Maharashtra - Mumbai - (TATA's)
 - 31 Manipur
 - 32 Mizoram
 - 33 Meghalaya
 - 34 Nagaland
 - 35 Orissa
 - 36 Puducherry
 - 37 Punjab
 - 38 Rajasthan
 - 39 Sikkim
 - 40 Tamil Nadu
 - 41 Tripura
 - 42 Uttaranchal
 - 43 U. P. (Urban)
 - 44 U. P. (Rural)
 - 45 West Bengal (Urban)
 - 46 West Bengal (Rural)
 - 47 W. B. (Kolkata CESC)
 - 48 West Bengal-DPSC
 - 49 West Bengal (DPL)
 - 50 Telangana

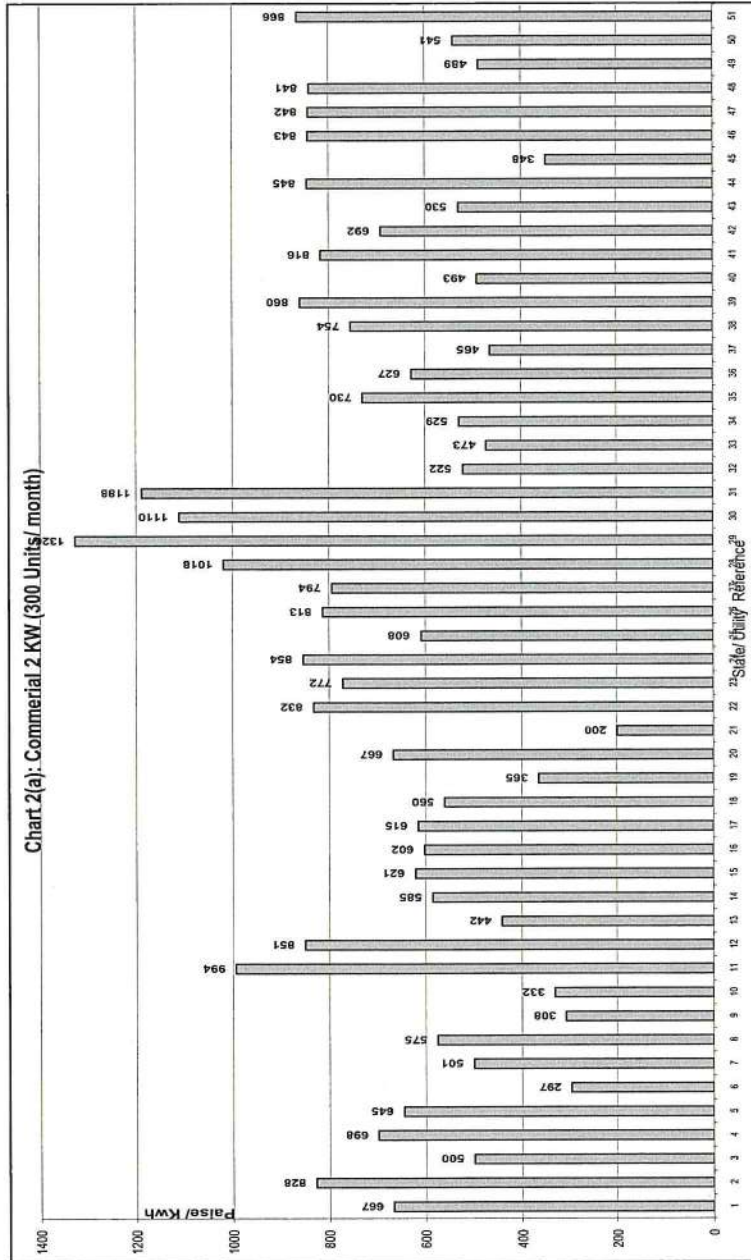


Electricity Tariff & Duty and Average rates of electricity supply in India

सारणी सं० 2 (क): वाणिज्यिक 2 कि०. वा०. (300 यूनिट/माह)
TABLE NO.2(a): COMMERCIAL 2 KW (300 Units/Month)

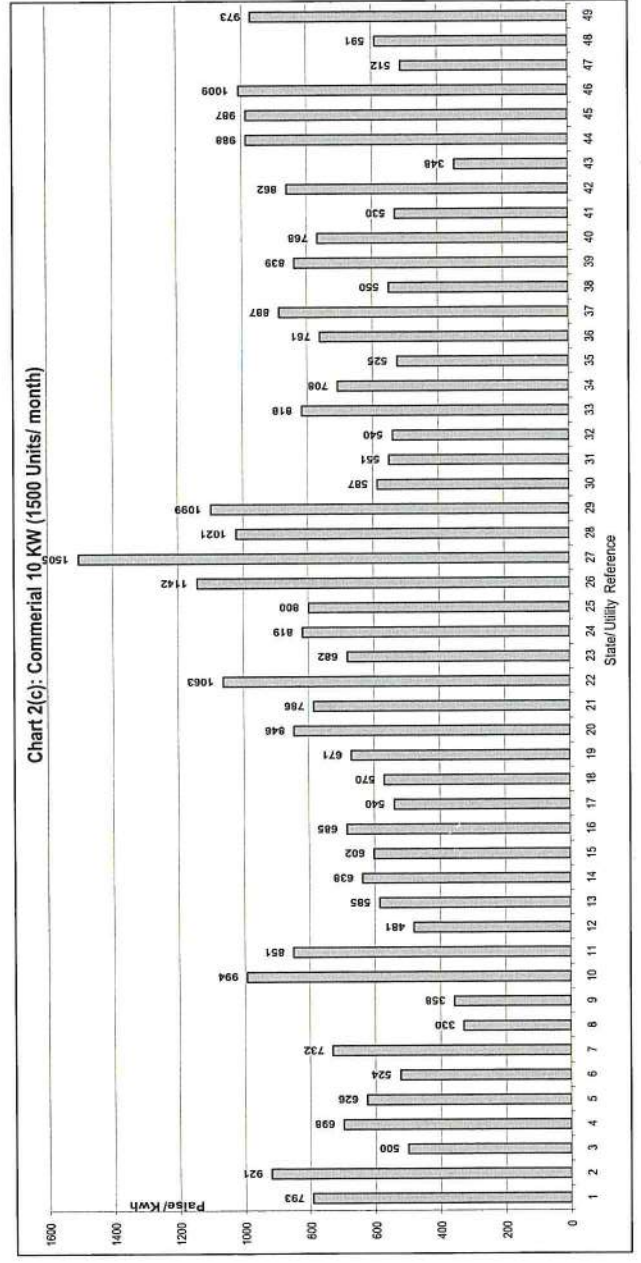
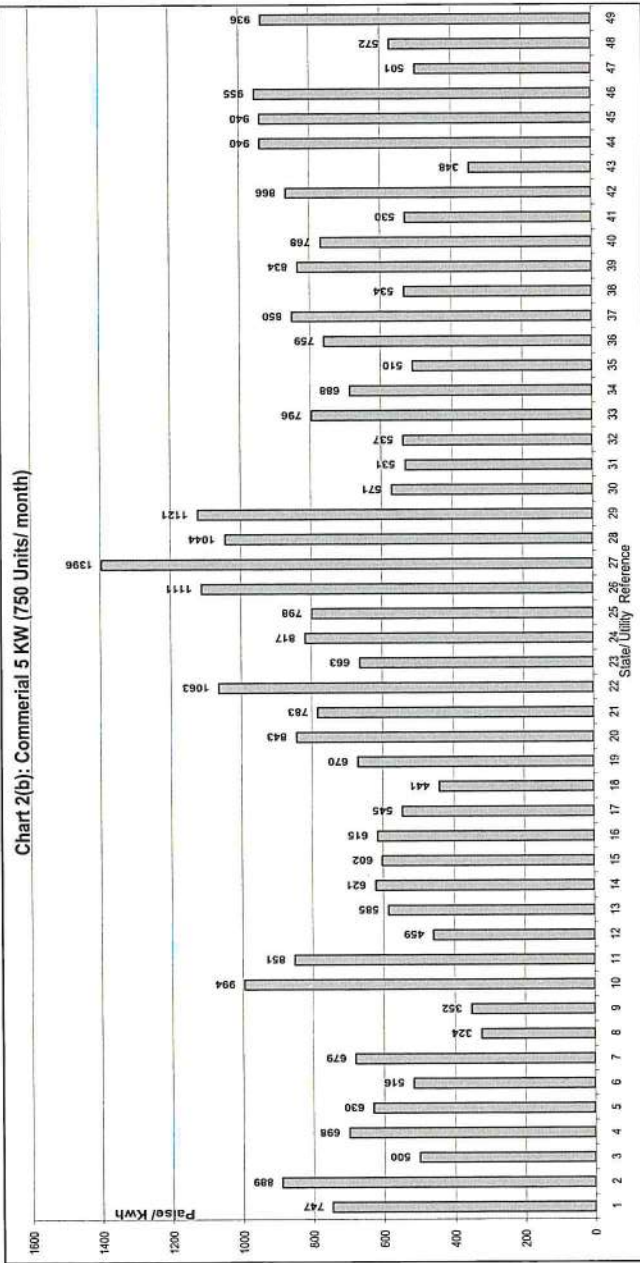
क्रमांक Sr. No.	युटिलिटी का नाम	Name of Utility	Tariff effective from	Av. Rate (P/KWh)	Duty/Tax (P/KWh)	Total (P/KWh)
1	अंडमान एण्ड निकोबार	Andaman & Nicobar Island	01.04.2015	635	0	635
2	आंध्र प्रदेश	Andhra Pradesh	01.04.2014	822	6	828
3	अरुणाचल प्रदेश	Arunachal Pradesh	01.04.2015	500	0	500
4	आसाम	Assam	01.12.2013	688	10	698
5	बिहार (शहरी क्षेत्र)	Bihar (Urban Areas)	01.04.2015	608	37	645
	(ग्रामीण क्षेत्र)	(Rural Areas)		280	17	297
6	चंडीगढ़	Chandigarh	01.04.2015	490	11	501
7	छत्तीस गढ़	Chhattishgarh	01.07.2015	513	62	575
8	दादरा एवं नागर हवेली	Dadra & Nagar Haveli	01.04.2014	308	0	308
9	दमन एवं दिव	Daman & Diu	01.04.2014	332	0	332
10	दिल्ली-(बी.वाइ.पी.एल./बी.आर.पी.एल./एन.डी.पी.एल.-टी.पी.डी.डी.एल)	Delhi-(BYPL/BRPL/NDPL-TPDDL)	01.10.2015	947	47	994
11	दिल्ली-(एन.डी.एम.सी.)	Delhi-(NDMC)	01.10.2015	810	41	851
12	गोवा	Goa	01.04.2014	372	70	442
13	गुजरात	Gujarat	01.04.2015	468	117	585
14	गुजरात-(टोरेन्ट पावर लि., अहमदाबाद)	Gujarat-(Torrent Power Ltd., Ahmedabad)	01.04.2015	497	124	621
15	गुजरात-(टोरेन्ट पावर लि.)	Gujarat-(Torrent Power Ltd., Surat)	01.04.2015	482	120	602
16	हरियाणा	Haryana	01.04.2015	605	10	615
17	हिमाचल प्रदेश	Himachal Pradesh	01.04.2015	518	41	560
18	जम्मू व कश्मीर	Jammu & Kashmir	01.04.2015	332	33	365
19	झारखंड	Jharkhand (Urban Areas)	01.08.2012	642	25	667
		(Rural Areas)		175	25	200
20	कर्नाटक	Karnataka	01.05.2014			
		Bruhat Bangalore Mahangara Palike, Municipal Corp.& all Urban Areas under Village Panchayats		785	47	832
				728	44	772
21	केरल	Kerala	16.08.2014	780	74	854
22	लक्षद्वीप	Lakshadweep	01.04.2015	608	0	608
23	मध्य प्रदेश	Madhya Pradesh (Urban Areas)	17.04.2015	713	100	813
		(Rural Areas)		697	98	794
24	महाराष्ट्र	Maharashtra	01.06.2015	834	184	1018
25	महाराष्ट्र-मुम्बई-(बी.ई.एस.टी.)	Maharashtra - Mumbai-(B.E.S.T)	01.06.2015	1076	250	1326
26	महाराष्ट्र-मुम्बई-(रिलायंस एनर्जी)	Maharashtra - Mumbai-(Reliance Energy)	01.06.2015	898	213	1110
27	महाराष्ट्र-मुम्बई-(टाटा)	Maharashtra - Mumbai-(TATA's)	01.06.2015	962	226	1188
28	मणीपुर	Manipur	27.02.2015	522	0	522
29	मिजोरम	Mizoram	01.04.2015	473	0	473
30	मेघालय	Meghalaya	01.04.2013	523	6	529
31	नागालैंड	Nagaland	01.04.2015	730	0	730
32	उड़ीसा	Orissa	01.04.2015	603	24	627
33	पुडुच्चेरी	Puducherry	01.04.2014	465	25	490
34	पंजाब	Punjab	01.04.2015	668	87	754
35	राजस्थान	Rajasthan	01.02.2015	795	65	860
36	सिक्किम	Sikkim	01.04.2015	493	0	493
37	तमिल नाडू	Tamil Nadu	12.12.2014	778	39	816
38	त्रिपुरा	Tripura	01.04.2014	692	0	692
39	उत्तराखण्ड	Uttarakhand	01.04.2015	515	15	530
40	उत्तर प्रदेश	Uttar Pradesh (URBAN)	01.04.2015	840	5	845
		(RURAL)		343	5	348
41	पश्चिम बंगाल	West Bengal (URBAN)	01.04.2015	766	77	843
		(RURAL)		766	77	842
42	पश्चिम बंगाल-कोलकत्ता-(सी.ई.एस.सी.)	West Bengal - (CESC Ltd., Kolkata)	01.04.2015	764	76	841
43	पश्चिम बंगाल-(डी.पी.एस.सी.)	West Bengal - (DPSC Ltd.)	01.04.2013	445	44	489
44	पश्चिम बंगाल-दुर्गापुर परियोजना	West Bengal-Durgapur Projects Ltd.	01.04.2015	492	49	541
45	तेलंगाना	Telangana	01.04.2015	860	6	866

- Index of States
- 1 A&N Island
 - 2 Andhra Pradesh
 - 3 Arunachal Pradesh
 - 4 Assam
 - 5 Bihar (Urban)
 - 6 Bihar (Rural)
 - 7 Chandigarh
 - 8 Chhattisgarh
 - 9 Dadr&Ngr Haveli
 - 10 Daman & Diu
 - 11 Delhi (BSES/NDPL)
 - 12 Delhi (NDMC)
 - 13 Goa
 - 14 Gujarat
 - 15 Gujarat (Ahmadabad)
 - 16 Gujarat (Surat)
 - 17 Haryana
 - 18 Himachal Pradesh
 - 19 Jammu & Kashmir
 - 20 Jharkhand (Urban)
 - 21 Jharkhand (Rural)
 - 22 Karnataka (Banglore & other Cities)
 - 23 Karnataka (Area under Village Panchayat)
 - 24 Kerala
 - 25 Lakshadweep
 - 26 MP (Urban)
 - 27 MP (Rural)
 - 28 Maharashtra
 - 29 Maharashtra - Mumbai-(B.E.S.T.)
 - 30 Maharashtra - Mumbai-(Reliance Energy)
 - 31 Maharashtra - Mumbai-(TATA's)
 - 32 Manipur
 - 33 Mizoram
 - 34 Meghalaya
 - 35 Nagaland
 - 36 Orissa
 - 37 Puducherry
 - 38 Punjab
 - 39 Rajasthan
 - 40 Sikkim
 - 41 Tamil Nadu
 - 42 Tripura
 - 43 Uttaranchal
 - 44 U. P. (Urban)
 - 45 U. P. (Rural)
 - 46 West Bengal (Urban)
 - 47 West Bengal (Rural)
 - 48 W. B. (Kolkata CESC)
 - 49 West Bengal-DPSC
 - 50 West Bengal (DPL)
 - 51 Telangana



सारणी सं० 2 (क): वाणिज्यिक 5 कि०. वा०. (750 यूनिट/माह)
TABLE NO.2(b): COMMERCIAL 5 KW (750 Units/Month)

क्रमांक Sr. No.	युटिलिटी का नाम	Name of Utility	Tariff effective from	Av. Rate (P/KWh)	Duty/Tax (P/KWh)	Total (P/KWh)
1	अंडमान एण्ड निकोबार	Andaman & Nicobar Island	01.04.2015	711	0	711
2	आंध्र प्रदेश	Andhra Pradesh	01.04.2014	883	6	889
3	अरुणाचल प्रदेश	Arunachal Pradesh	01.04.2015	500	0	500
4	आसाम	Assam	01.12.2013	688	10	698
5	बिहार (शहरी क्षेत्र)	Bihar	01.04.2015	594	36	630
6	चंडीगढ़	Chandigarh	01.04.2015	505	11	516
7	छत्तीस गढ़	Chhattishgarh	01.07.2015	607	73	679
8	दादरा एवं नागर हवेली	Dadra & Nagar Haveli	01.04.2014	324	0	324
9	दमन एवं दिव	Daman & Diu	01.04.2014	352	0	352
10	दिल्ली-(बी.वाइ.पी.एल./बी.आर.पी.एल./एन.डी.पी.एल.-टी.पी.डी.डी.एल)	Delhi-(BYPL/BRPL/NDPL-TPDDL)	01.10.2015	947	47	994
11	दिल्ली-(एन.डी.एम.सी.)	Delhi-(NDMC)	01.10.2015	810	41	851
12	गोवा	Goa	01.04.2014	389	70	459
13	गुजरात	Gujarat	01.04.2015	468	117	585
14	गुजरात-(टोरेंट पावर लि., अहमदाबाद)	Gujarat-(Torrent Power Ltd., Ahmedabad)	01.04.2015	497	124	621
15	गुजरात-(टोरेंट पावर लि.)	Gujarat-(Torrent Power Ltd., Surat)	01.04.2015	482	120	602
16	हरियाणा	Haryana	01.04.2015	605	10	615
17	हिमाचल प्रदेश	Himachal Pradesh	01.04.2015	504	40	545
18	जम्मू व कश्मीर	Jammu & Kashmir	01.04.2015	401	40	441
19	झारखंड	Jharkhand	01.08.2012	642	28	670
20	कर्नाटक	Karnataka	01.05.2014			
		Bruhat Bangalore Mahangara Palike, Municipal Corp.& all Urban		795	48	843
		Areas under Village Panchayats		738	44	783
21	केरल	Kerala	16.08.2014	970	93	1063
22	लक्षद्वीप	Lakshadweep	01.04.2015	663	0	663
23	मध्य प्रदेश	Madhya Pradesh (Urban Areas)	17.04.2015	713	104	817
		(Rural Areas)		697	102	798
24	महाराष्ट्र	Maharashtra	01.06.2015	911	200	1111
25	महाराष्ट्र-मुंबई-(बी.ई.एस.टी.)	Maharashtra - Mumbai-(B.E.S.T)	01.06.2015	1134	262	1396
26	महाराष्ट्र-मुंबई-(रिलायंस एनर्जी)	Maharashtra - Mumbai-(Reliance Energy)	01.06.2015	843	201	1044
27	महाराष्ट्र-मुंबई-(टाटा)	Maharashtra - Mumbai-(TATA's)	01.06.2015	907	214	1121
28	मणिपुर	Manipur	27.02.2015	571	0	571
29	मिजोरम	Mizoram	01.04.2015	531	0	531
30	मेघालय	Meghalaya	01.04.2013	531	6	537
31	नागालैंड	Nagaland	01.04.2015	796	0	796
32	उड़ीसा	Orissa	01.04.2015	661	26	688
33	पुडुच्चेरी	Puducherry	01.04.2014	510	25	535
34	पंजाब	Punjab	01.04.2015	672	87	759
35	राजस्थान	Rajasthan	01.02.2015	785	65	850
36	सिक्किम	Sikkim	01.04.2015	534	0	534
37	तमिल नाडू	Tamil Nadu	12.12.2014	794	40	834
38	त्रिपुरा	Tripura	01.04.2014	768	0	768
39	उत्तराखण्ड	Uttarakhand	01.04.2015	515	15	530
40	उत्तर प्रदेश	Uttar Pradesh (URBAN)	01.04.2015	861	5	866
		(RURAL)		343	5	348
41	पश्चिम बंगाल	West Bengal (URBAN)	01.04.2015	836	104	940
		(RURAL)		835	104	940
42	पश्चिम बंगाल-कोलकत्ता-(सी.ई.एस.सी.)	West Bengal - (CESC Ltd., Kolkata)	01.04.2015	849	106	955
43	पश्चिम बंगाल-(डी.पी.एस.सी.)	West Bengal - (DPSC Ltd.)	01.04.2013	445	56	501
44	पश्चिम बंगाल-दुर्गापुर परियोजना	West Bengal-Durgapur Projects Ltd.	01.04.2015	509	64	572
45	तेलंगाना	Telangana	01.04.2015	930	6	936



Index of States

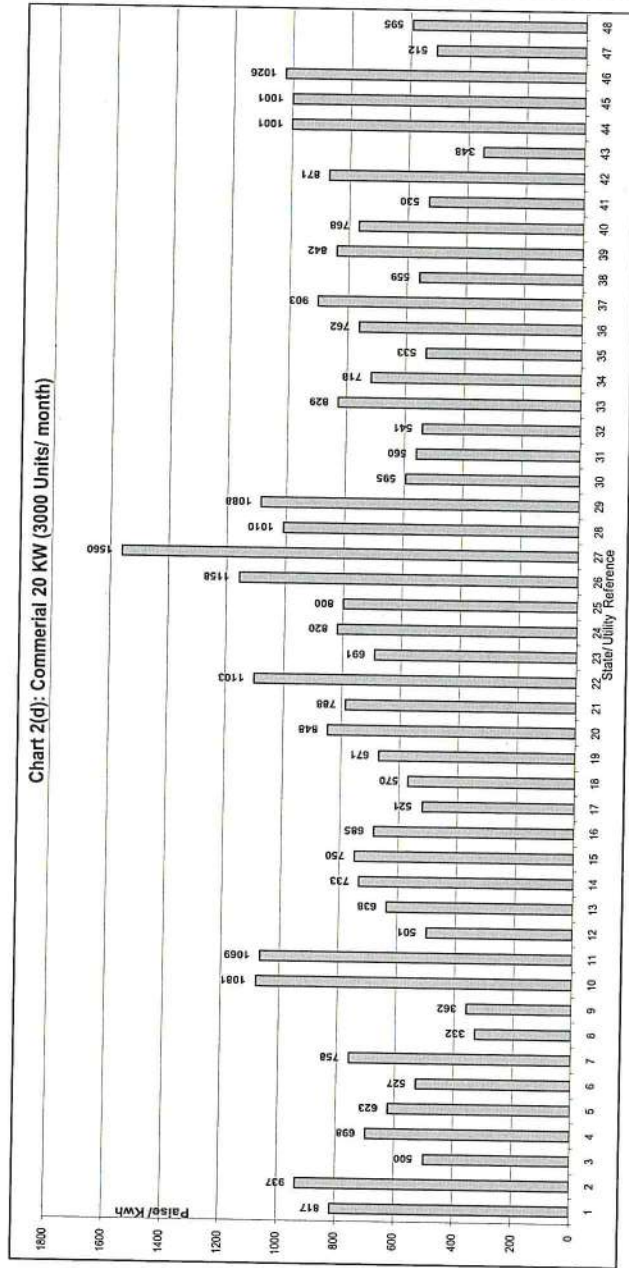
- 1 A&N Island
- 2 Andhra Pradesh
- 3 Arunachal Pradesh
- 4 Assam
- 5 Bihar
- 6 Chandigarh
- 7 Chhattisgarh
- 8 Dadra&Ngr Havelli
- 9 Daman & Diu
- 10 Delhi (BSES/NDPL)
- 11 Delhi (NDMC)
- 12 Goa
- 13 Gujarat
- 14 Gujarat (Ahmadabad)
- 15 Gujarat (Surat)
- 16 Haryana
- 17 Himachal Pradesh
- 18 Jammu & Kashmir
- 19 Jharkhand
- 20 Karnataka (Banglore & other Cities)
- 21 Karnataka (Area under Village Panchayat)
- 22 Kerala
- 23 Lakshadweep
- 24 MP (Urban)
- 25 MP (Rural)
- 26 Maharashtra
- 27 Maharashtra - Mumbai-(B.E.S.T.)
- 28 Maharashtra - Mumbai-(Reliance Energy)
- 29 Maharashtra - Mumbai-(TATA's)
- 30 Manipur
- 31 Mizoram
- 32 Meghalaya
- 33 Nagaland
- 34 Orissa
- 35 Puducherry
- 36 Punjab
- 37 Rajasthan
- 38 Sikkim
- 39 Tamil Nadu
- 40 Tripura
- 41 Uttaranchal
- 42 U. P. (Urban)
- 43 U. P. (Rural)
- 44 West Bengal (Urban)
- 45 West Bengal (Rural)
- 46 W. B. (Kolkata CESC)
- 47 West Bengal-DPSC
- 48 West Bengal (DPL)
- 49 Telangana

सारणी सं० 2(ग): वाणिज्यिक 10 कि०. वा०. (1500 यूनिट/माह)
TABLE NO.2(c): COMMERCIAL 10 KW (1500 Units/Month)

क्रमांक Sr. No.	युटिलिटी का नाम	Name of Utility	Tariff effective from	Av. Rate (P/KWh)	Duty/Tax (P/KWh)	Total (P/KWh)
1	अंडमान एण्ड निकोबार	Andaman & Nicobar Island	01.04.2015	756	0	756
2	आंध्र प्रदेश	Andhra Pradesh	01.04.2014	915	6	921
3	अरुणाचल प्रदेश	Arunachal Pradesh	01.04.2015	500	0	500
4	आसाम	Assam	01.12.2013	688	10	698
5	बिहार	Bihar	01.04.2015	591	35	626
6	चंडीगढ़	Chandigarh	01.04.2015	513	11	524
7	छत्तीस गढ़	Chhattishgarh	01.07.2015	653	78	732
8	दादरा एवं नागर हवेली	Dadra & Nagar Haveli	01.04.2014	330	0	330
9	दमन एवं दिव	Daman & Diu	01.04.2014	358	0	358
10	दिल्ली-(बी.वाइ.पी.एल./बी.आर.पी.एल./एन.डी.पी.एल.-टी.पी.डी.डी.एल)	Delhi-(BYPL/BRPL/NDPL-TPDDL)	01.10.2015	947	47	994
11	दिल्ली-(एन.डी.एम.सी.)	Delhi-(NDMC)	01.10.2015	810	41	851
12	गोवा	Goa	01.04.2014	411	70	481
13	गुजरात	Gujarat	01.04.2015	468	117	585
14	गुजरात-(टोरेन्ट पावर लि., अहमदाबाद)	Gujarat-(Torrent Power Ltd., Ahmedabad)	01.04.2015	510	128	638
15	गुजरात-(टोरेन्ट पावर लि.,)	Gujarat-(Torrent Power Ltd., Surat)	01.04.2015	482	120	602
16	हरियाणा	Haryana	01.04.2015	675	10	685
17	हिमाचल प्रदेश	Himachal Pradesh	01.04.2015	500	40	540
18	जम्मू व कश्मीर	Jammu & Kashmir	01.04.2015	518	52	570
19	झारखंड	Jharkhand	01.08.2012	642	29	671
20	कर्नाटक	Karnataka	01.05.2014			
		Bruhat Bangalore Mahangara Palike, Municipal Corp.& all Urban		798	48	846
		Areas under Village Panchayats		742	45	786
21	केरल	Kerala	16.08.2014	970	93	1063
22	लक्षद्वीप	Lakshadweep	01.04.2015	682	0	682
23	मध्य प्रदेश	Madhya Pradesh (Urban Areas)	17.04.2015	713	106	819
		(Rural Areas)		697	103	800
24	महाराष्ट्र	Maharashtra	01.06.2015	936	206	1142
25	महाराष्ट्र-मुम्बई-(बी.ई.एस.टी.)	Maharashtra - Mumbai-(B.E.S.T)	01.06.2015	1224	281	1505
26	महाराष्ट्र-मुम्बई-(रिलायंस एनर्जी)	Maharashtra - Mumbai-(Reliance Energy)	01.06.2015	824	197	1021
27	महाराष्ट्र-मुम्बई-(टाटा)	Maharashtra - Mumbai-(TATA's)	01.06.2015	888	211	1099
28	मणीपुर	Manipur	27.02.2015	587	0	587
29	मिजोरम	Mizoram	01.04.2015	551	0	551
30	मेघालय	Meghalaya	01.04.2013	534	6	540
31	नागालैंड	Nagaland	01.04.2015	818	0	818
32	उड़ीसा	Orissa	01.04.2015	681	27	708
33	पुडुच्चेरी	Puducherry	01.04.2014	525	25	550
34	पंजाब	Punjab	01.04.2015	674	88	761
35	राजस्थान	Rajasthan	01.02.2015	822	65	887
36	सिक्किम	Sikkim	01.04.2015	550	0	550
37	तमिल नाडू	Tamil Nadu	12.12.2014	800	40	839
38	त्रिपुरा	Tripura	01.04.2014	768	0	768
39	उत्तराखण्ड	Uttarakhand	01.04.2015	515	15	530
40	उत्तर प्रदेश	Uttar Pradesh (URBAN)	01.04.2015	857	5	862
		(RURAL)		343	5	348
41	पश्चिम बंगाल	West Bengal (URBAN)	01.04.2015	859	129	988
		(RURAL)		859	129	987
42	पश्चिम बंगाल-कोलकत्ता-(सी.ई.एस.सी.)	West Bengal - (CESC Ltd., Kolkata)	01.04.2015	878	132	1009
43	पश्चिम बंगाल-(डी.पी.एस.सी.)	West Bengal - (DPSC Ltd.)	01.04.2013	445	67	512
44	पश्चिम बंगाल-दुर्गापुर परियोजना	West Bengal-Durgapur Projects Ltd.	01.04.2015	514	77	591
45	तेलंगाना	Telangana	01.04.2015	966	6	973

Index of States

- 1 A&N Island
- 2 Andhra Pradesh
- 3 Arunachal Pradesh
- 4 Assam
- 5 Bihar
- 6 Chandigarh
- 7 Chhattisgarh
- 8 Dadri&Ngr Havelli
- 9 Daman & Diu
- 10 Delhi (BSES/NDPL)
- 11 Delhi (NDMC)
- 12 Goa
- 13 Gujarat
- 14 Gujarat (Ahmadabad)
- 15 Gujarat (Surat)
- 16 Haryana
- 17 Himachal Pradesh
- 18 Jammu & Kashmir
- 19 Jharkhand
- 20 Karnataka (Banglore & other Cities)
- 21 Karnataka (Area under Village Panchayat)
- 22 Kerala
- 23 Lakshadweep
- 24 MP (Urban)
- 25 MP (Rural)
- 26 Maharashtra
- 27 Maharashtra - Mumbai- (B.E.S.T.)
- 28 Maharashtra - Mumbai- (Reliance Energy)
- 29 Maharashtra - Mumbai- (TATA s)
- 30 Manipur
- 31 Mizoram
- 32 Meghalaya
- 33 Nagaland
- 34 Orissa
- 35 Puduchery
- 36 Punjab
- 37 Rajasthan
- 38 Sikkim
- 39 Tamil Nadu
- 40 Tripura
- 41 Uttaranchal
- 42 U. P. (Urban)
- 43 U. P. (Rural)
- 44 West Bengal (Urban)
- 45 West Bengal (Rural)
- 46 W. B. (Kolkata CESC)
- 47 West Bengal-DPSC
- 48 West Bengal (DPL)
- 49 Telangana



सारणी सं० 2(घ): वाणिज्यिक 20 कि०. वा०. (3000 यूनिट/माह)
TABLE NO.2(d): COMMERCIAL 20 KW (3000 Units/Month)

क्रमांक Sr. No.	युटिलिटी का नाम	Name of Utility	Tariff effective from	Av. Rate (P/KWh)	Duty/Tax (P/KWh)	Total (P/KWh)
1	अंडमान एण्ड निकोबार	Andaman & Nicobar Island	01.04.2015	778	0	778
2	आंध्र प्रदेश	Andhra Pradesh	01.04.2014	931	6	937
3	अरुणाचल प्रदेश	Arunachal Pradesh	01.04.2015	500	0	500
4	आसाम	Assam	01.12.2013	688	10	698
5	बिहार	Bihar	01.04.2015	588	35	623
6	चंडीगढ़	Chandigarh	01.04.2015	516	11	527
7	छत्तीस गढ़	Chhattishgarh	01.07.2015	677	81	758
8	दादरा एवं नागर हवेली	Dadra & Nagar Haveli	01.04.2014	332	0	332
9	दमन एवं दिव	Daman & Diu	01.04.2014	362	0	362
10	दिल्ली-(बी.वाइ.पी.एल./बी.आर.पी.एल./एन.डी.पी.एल.-टी.पी.डी.डी.एल)	Delhi-(BYPL/BRPL/NDPL-TPDDL)	01.10.2015	1030	51	1081
11	दिल्ली-(एन.डी.एम.सी.)	Delhi-(NDMC)	01.10.2015	1018	51	1069
12	गोवा	Goa	01.04.2014	431	70	501
13	गुजरात	Gujarat	01.04.2015	510	128	638
14	गुजरात-(टोरेन्ट पावर लि., अहमदाबाद)	Gujarat-(Torrent Power Ltd., Ahmedabad)	01.04.2015	587	147	733
15	गुजरात-(टोरेन्ट पावर लि.)	Gujarat-(Torrent Power Ltd., Surat)	01.04.2015	600	150	750
16	हरियाणा	Haryana	01.04.2015	675	10	685
17	हिमाचल प्रदेश	Himachal Pradesh	01.04.2015	482	39	521
18	जम्मू व कश्मीर	Jammu & Kashmir	01.04.2015	518	52	570
19	झारखंड	Jharkhand	01.08.2012	642	30	671
20	कर्नाटक	Karnataka	01.05.2014			
		Bruhat Bangalore Mahangara Palike, Municipal Corp.& all Urban		800	48	848
		Areas under Village Panchayats		743	45	788
21	केरल	Kerala	16.08.2014	1010	93	1103
22	लक्षद्वीप	Lakshadweep	01.04.2015	691	0	691
23	मध्य प्रदेश	Madhya Pradesh (Urban Areas)	17.04.2015	713	106	820
		(Rural Areas)		697	104	800
24	महाराष्ट्र	Maharashtra	01.06.2015	949	208	1158
25	महाराष्ट्र-मुम्बई-(बी.ई.एस.टी.)	Maharashtra - Mumbai-(B.E.S.T)	01.06.2015	1270	291	1560
26	महाराष्ट्र-मुम्बई-(रिलायंस एनर्जी)	Maharashtra - Mumbai-(Reliance Energy)	01.06.2015	815	195	1010
27	महाराष्ट्र-मुम्बई-(टाटा)	Maharashtra - Mumbai-(TATA's)	01.06.2015	879	209	1088
28	मणिपुर	Manipur	27.02.2015	595	0	595
29	मिजोरम	Mizoram	01.04.2015	560	0	560
30	मेघालय	Meghalaya	01.04.2013	535	6	541
31	नागालैंड	Nagaland	01.04.2015	829	0	829
32	उड़ीसा	Orissa	01.04.2015	690	28	718
33	पुडुच्चेरी	Puducherry	01.04.2014	533	25	558
34	पंजाब	Punjab	01.04.2015	674	88	762
35	राजस्थान	Rajasthan	01.02.2015	838	65	903
36	सिक्किम	Sikkim	01.04.2015	559	0	559
37	तमिल नाडू	Tamil Nadu	12.12.2014	802	40	842
38	त्रिपुरा	Tripura	01.04.2014	768	0	768
39	उत्तराखण्ड	Uttarakhand	01.04.2015	515	15	530
40	उत्तर प्रदेश	Uttar Pradesh (URBAN)	01.04.2015	866	5	871
		(RURAL)		343	5	348
41	पश्चिम बंगाल	West Bengal (URBAN)	01.04.2015	870	131	1001
		(RURAL)		870	131	1001
42	पश्चिम बंगाल-कोलकता-(सी.ई.एस.सी.)	West Bengal - (CESC Ltd., Kolkata)	01.04.2015	892	134	1026
43	पश्चिम बंगाल-(डी.पी.एस.सी.)	West Bengal - (DPSC Ltd.)	01.04.2013	445	67	512
44	पश्चिम बंगाल-दुर्गापुर परियोजना	West Bengal-Durgapur Projects Ltd.	01.04.2015	517	78	595
45	तेलंगाना	Telangana	01.04.2015	985	6	991

Electricity Tariff & Duty and Average rates of electricity supply in India

सारणी सं० 2(इ): वाणिज्यिक 30 कि०. वा०. (4500 यूनिट/माह)
TABLE NO.2(e): COMMERCIAL 30 KW (4500 Units/Month)

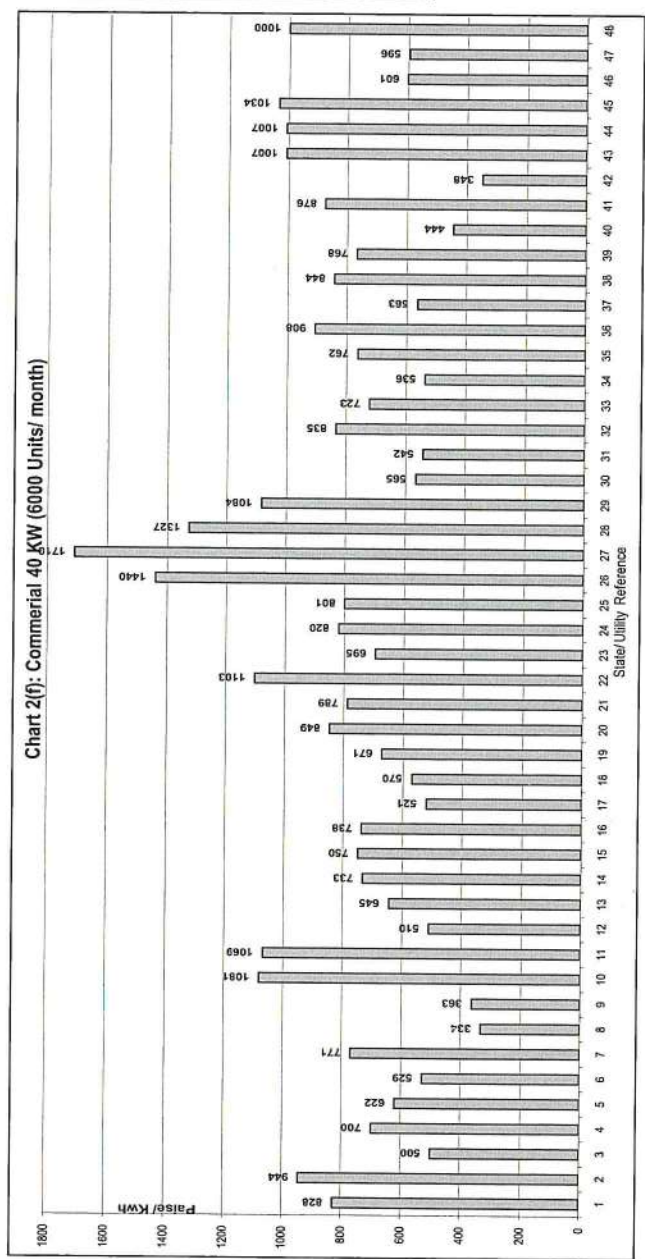
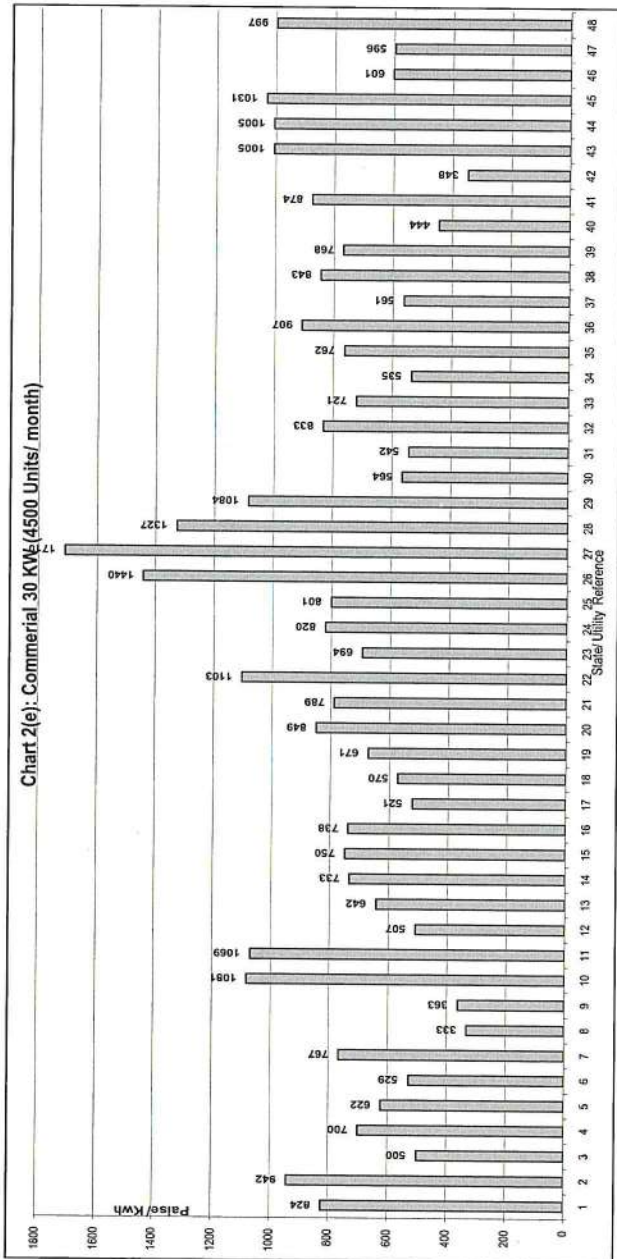
क्रमांक Sr. No.	युटिलिटी का नाम	Name of Utility	Tariff effective from	Av. Rate (P/KWh)	Duty/Tax (P/KWh)	Total (P/KWh)
1	अंडमान एण्ड निकोबार	Andaman & Nicobar Island	01.04.2015	785	0	785
2	आंध्र प्रदेश	Andhra Pradesh	01.04.2014	936	6	942
3	अरुणाचल प्रदेश	Arunachal Pradesh	01.04.2015	500	0	500
4	आसाम	Assam	01.12.2013	690	10	700
5	बिहार	Bihar	01.04.2015	587	35	622
6	चंडीगढ़	Chandigarh	01.04.2015	518	11	529
7	छत्तीस गढ़	Chhattishgarh	01.07.2015	684	82	767
8	दादरा एवं नागर हवेली	Dadra & Nagar Haveli	01.04.2014	333	0	333
9	दमन एवं दिव	Daman & Diu	01.04.2014	363	0	363
10	दिल्ली-(बी.वाइ.पी.एल./बी.आर.पी.एल./एन.डी.पी.एल.-टी.पी.डी.डी.एल)	Delhi-(BYPL/BRPL/NDPL-TPDDL)	01.10.2015	1030	51	1081
11	दिल्ली-(एन.डी.एम.सी.)	Delhi-(NDMC)	01.10.2015	1018	51	1069
12	गोवा	Goa	01.04.2014	437	70	507
13	गुजरात	Gujarat	01.04.2015	514	128	642
14	गुजरात-(टोरेन्ट पावर लि., अहमदाबाद)	Gujarat-(Torrent Power Ltd., Ahmedabad)	01.04.2015	587	147	733
15	गुजरात-(टोरेन्ट पावर लि.)	Gujarat-(Torrent Power Ltd., Surat)	01.04.2015	600	150	750
16	हरियाणा	Haryana	01.04.2015	728	10	738
17	हिमाचल प्रदेश	Himachal Pradesh	01.04.2015	482	39	521
18	जम्मू व कश्मीर	Jammu & Kashmir	01.04.2015	518	52	570
19	झारखंड	Jharkhand	01.08.2012	642	30	671
20	कर्नाटक	Karnataka	01.05.2014			
		Bruhat Bangalore Mahangara Palike, Municipal Corp.& all Urban		801	48	849
		Areas under Village Panchayats		744	45	789
21	केरल	Kerala	16.08.2014	1010	93	1103
22	लक्षद्वीप	Lakshadweep	01.04.2015	694	0	694
23	मध्य प्रदेश	Madhya Pradesh (Urban Areas)	17.04.2015	713	107	820
		(Rural Areas)		697	104	801
24	महाराष्ट्र	Maharashtra	01.06.2015	1183	257	1440
25	महाराष्ट्र-मुम्बई-(बी.ई.एस.टी.)	Maharashtra - Mumbai-(B.E.S.T)	01.06.2015	1393	317	1710
26	महाराष्ट्र-मुम्बई-(रिलायंस एनर्जी)	Maharashtra - Mumbai-(Reliance Energy)	01.06.2015	1077	250	1327
27	महाराष्ट्र-मुम्बई-(टाटा)	Maharashtra - Mumbai-(TATA's)	01.06.2015	876	208	1084
28	मिजोरम	Mizoram	01.04.2015	564	0	564
29	मेघालय	Meghalaya	01.04.2013	536	6	542
30	नागालैंड	Nagaland	01.04.2015	833	0	833
31	उड़ीसा	Orissa	01.04.2015	694	28	721
32	पुडुच्चेरी	Puducherry	01.04.2014	535	25	560
33	पंजाब	Punjab	01.04.2015	675	88	762
34	राजस्थान	Rajasthan	01.02.2015	842	65	907
35	सिक्किम	Sikkim	01.04.2015	561	0	561
36	तमिल नाडू	Tamil Nadu	12.12.2014	803	40	843
37	त्रिपुरा	Tripura	01.04.2014	768	0	768
38	उत्तराखण्ड	Uttarakhand	01.04.2015	429	15	444
39	उत्तर प्रदेश	Uttar Pradesh (URBAN)	01.04.2015	869	5	874
		(RURAL)		343	5	348
40	पश्चिम बंगाल	West Bengal (URBAN)	01.04.2015	874	131	1005
		(RURAL)		874	131	1005
41	पश्चिम बंगाल-कोलकाता-(सी.ई.एस.सी.)	West Bengal - (CESC Ltd., Kolkata)	01.04.2015	896	134	1031
42	पश्चिम बंगाल-(डी.पी.एस.सी.)	West Bengal - (DPSC Ltd.)	01.04.2013	523	78	601
43	पश्चिम बंगाल-दुर्गापुर परियोजना	West Bengal-Durgapur Projects Ltd.	01.04.2015	518	78	596
44	तेलंगाना	Telangana	01.04.2015	991	6	997

Electricity Tariff & Duty and Average rates of electricity supply in India

सारणी सं० 2(च): वाणिज्यिक 40 कि०. वा०. (6000 यूनिट/माह)
TABLE NO.2(f): COMMERCIAL 40 KW (6000 Units/Month)

क्रमांक Sr. No.	युटिलिटी का नाम	Name of Utility	Tariff effective from	Av. Rate (P/KWh)	Duty/Tax (P/KWh)	Total (P/KWh)
1	अंडमान एण्ड निकोबार	Andaman & Nicobar Island	01.04.2015	789	0	789
2	आंध्र प्रदेश	Andhra Pradesh	01.04.2014	938	6	944
3	अरुणाचल प्रदेश	Arunachal Pradesh	01.04.2015	500	0	500
4	आसाम	Assam	01.12.2013	690	10	700
5	बिहार	Bihar	01.04.2015	587	35	622
6	चंडीगढ़	Chandigarh	01.04.2015	518	11	529
7	छत्तीस गढ़	Chhattishgarh	01.07.2015	688	83	771
8	दादरा एवं नागर हवेली	Dadra & Nagar Haveli	01.04.2014	334	0	334
9	दमन एवं दिव	Daman & Diu	01.04.2014	363	0	363
10	दिल्ली-(बी.वाइ.पी.एल./बी.आर.पी.एल./एन.डी.पी.एल.-टी.पी.डी.डी.एल)	Delhi-(BYPL/BRPL/NDPL-TPDDL)	01.10.2015	1030	51	1081
11	दिल्ली-(एन.डी.एम.सी.)	Delhi-(NDMC)	01.10.2015	1018	51	1069
12	गोवा	Goa	01.04.2014	440	70	510
13	गुजरात	Gujarat	01.04.2015	516	129	645
14	गुजरात-(टोरेन्ट पावर लि., अहमदाबाद)	Gujarat-(Torrent Power Ltd., Ahmedabad)	01.04.2015	587	147	733
15	गुजरात-(टोरेन्ट पावर लि.)	Gujarat-(Torrent Power Ltd., Surat)	01.04.2015	600	150	750
16	हरियाणा	Haryana	01.04.2015	728	10	738
17	हिमाचल प्रदेश	Himachal Pradesh	01.04.2015	482	39	521
18	जम्मू व कश्मीर	Jammu & Kashmir	01.04.2015	518	52	570
19	झारखंड	Jharkhand	01.08.2012	642	30	671
20	कर्नाटक	Karnataka	01.05.2014			
		Bruhat Bangalore Mahangara Palike, Municipal Corp.& all Urban		801	48	849
		Areas under Village Panchayats		744	45	789
21	केरल	Kerala	16.08.2014	1010	93	1103
22	लक्षद्वीप	Lakshadweep	01.04.2015	695	0	695
23	मध्य प्रदेश	Madhya Pradesh (Urban Areas)	17.04.2015	713	107	820
		(Rural Areas)		697	104	801
24	महाराष्ट्र	Maharashtra	01.06.2015	1183	257	1440
25	महाराष्ट्र-मुम्बई-(बी.ई.एस.टी.)	Maharashtra - Mumbai-(B.E.S.T)	01.06.2015	1393	317	1710
26	महाराष्ट्र-मुम्बई-(रिलायंस एनर्जी)	Maharashtra - Mumbai-(Reliance Energy)	01.06.2015	1077	250	1327
27	महाराष्ट्र-मुम्बई-(टाटा)	Maharashtra - Mumbai-(TATA's)	01.06.2015	876	208	1084
28	मिजोरम	Mizoram	01.04.2015	565	0	565
29	मेघालय	Meghalaya	01.04.2013	536	6	542
30	नागालैंड	Nagaland	01.04.2015	835	0	835
31	उड़ीसा	Orissa	01.04.2015	695	28	723
32	पुडुच्चेरी	Puducherry	01.04.2014	536	25	561
33	पंजाब	Punjab	01.04.2015	675	88	762
34	राजस्थान	Rajasthan	01.02.2015	843	65	908
35	सिक्किम	Sikkim	01.04.2015	563	0	563
36	तमिल नाडू	Tamil Nadu	12.12.2014	804	40	844
37	त्रिपुरा	Tripura	01.04.2014	768	0	768
38	उत्तराखण्ड	Uttarakhand	01.04.2015	429	15	444
39	उत्तर प्रदेश	Uttar Pradesh (URBAN)	01.04.2015	871	5	876
		(RURAL)		343	5	348
40	पश्चिम बंगाल	West Bengal (URBAN)	01.04.2015	876	131	1007
		(RURAL)		876	131	1007
41	पश्चिम बंगाल-कोलकत्ता-(सी.ई.एस.सी.)	West Bengal - (CESC Ltd., Kolkata)	01.04.2015	899	135	1034
42	पश्चिम बंगाल-(डी.पी.एस.सी.)	West Bengal - (DPSC Ltd.)	01.04.2013	523	78	601
43	पश्चिम बंगाल-दुर्गापुर परियोजना	West Bengal-Durgapur Projects Ltd.	01.04.2015	518	78	596
44	तेलंगाना	Telangana	01.04.2015	994	6	1000

- Index of States
- 1 A&N Island
 - 2 Andhra Pradesh
 - 3 Arunachal Pradesh
 - 4 Assam
 - 5 Bihar
 - 6 Chandigarh
 - 7 Chhattisgarh
 - 8 Dadri&Ngr Haveli
 - 9 Daman & Diu
 - 10 Delhi (BSES/NDPL)
 - 11 Delhi (NDMC)
 - 12 Goa
 - 13 Gujarat
 - 14 Gujarat (Ahmadabad)
 - 15 Gujarat (Surat)
 - 16 Haryana
 - 17 Himachal Pradesh
 - 18 Jammu & Kashmir
 - 19 Jharkhand
 - 20 Karnataka (Banglore & other Cities)
 - 21 Karnataka (Area under Village Panchayat)
 - 22 Kerala
 - 23 Lakshadweep
 - 24 MP (Urban)
 - 25 MP (Rural)
 - 26 Maharashtra
 - 27 Maharashtra - Mumbai-(B.E.S.T)
 - 28 Maharashtra - Mumbai-(Reliance Energy)
 - 29 Maharashtra - Mumbai-(TATA's)
 - 30 Mizoram
 - 31 Meghalaya
 - 32 Nagaland
 - 33 Orissa
 - 34 Puducherry
 - 35 Punjab
 - 36 Rajasthan
 - 37 Sikkim
 - 38 Tamil Nadu
 - 39 Tripura
 - 40 Uttaranchal
 - 41 U. P. (Urban)
 - 42 U. P. (Rural)
 - 43 West Bengal (Urban)
 - 44 West Bengal (Rural)
 - 45 W. B. (Kolkata CESC)
 - 46 West Bengal-DPSC
 - 47 West Bengal (DPL)
 - 48 Telangana

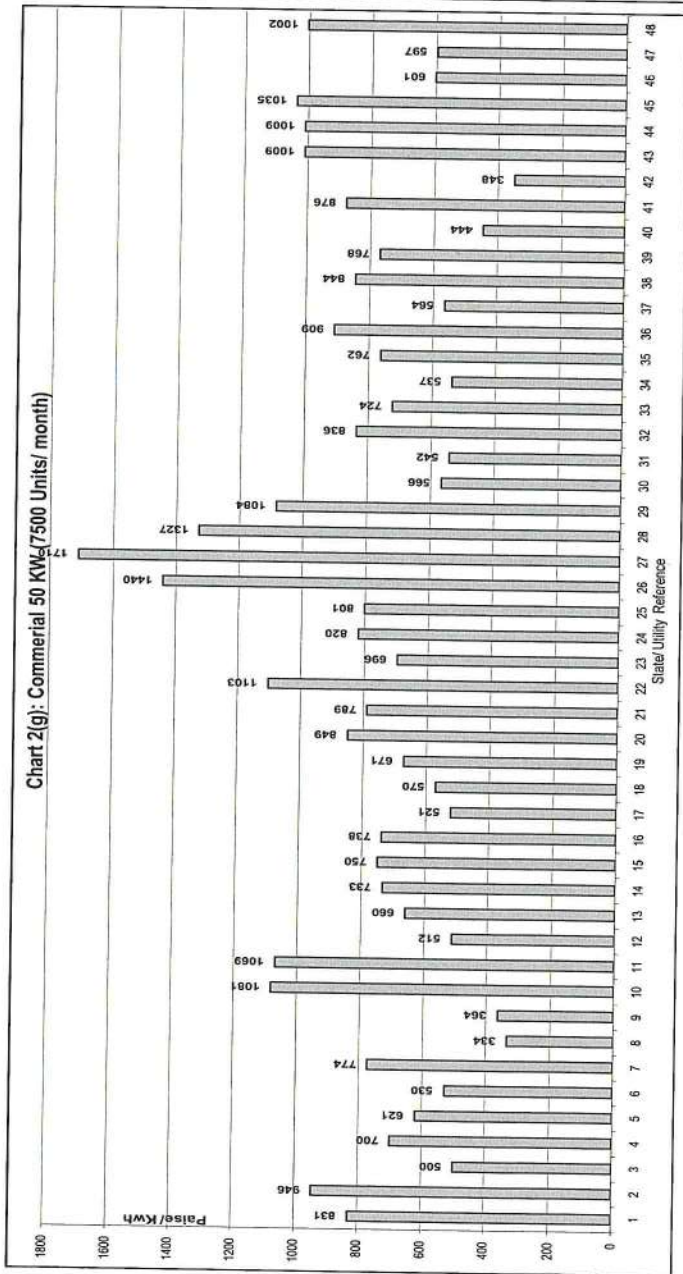


सारणी सं० 2(छ): वाणिज्यिक 50 कि० वा०. (7500 यूनिट/माह)
TABLE NO.2(g): COMMERCIAL 50 KW (7500 Units/Month)

क्रमांक Sr. No.	युटिलिटी का नाम	Name of Utility	Tariff effective from	Av. Rate (P/KWh)	Duty/Tax (P/KWh)	Total (P/KWh)
1	अंडमान एण्ड निकोबार	Andaman & Nicobar Island	01.04.2015	791	0	791
2	आंध्र प्रदेश	Andhra Pradesh	01.04.2014	940	6	946
3	अरुणाचल प्रदेश	Arunachal Pradesh	01.04.2015	500	0	500
4	आसाम	Assam	01.12.2013	690	10	700
5	बिहार	Bihar	01.04.2015	586	35	621
6	चंडीगढ़	Chandigarh	01.04.2015	519	11	530
7	छत्तीस गढ़	Chhattishgarh	01.07.2015	691	83	774
8	दादरा एवं नागर हवेली	Dadra & Nagar Haveli	01.04.2014	334	0	334
9	दमन एवं दिव	Daman & Diu	01.04.2014	364	0	364
10	दिल्ली-(बी.वाइ.पी.एल./बी.आर.पी.एल./एन.डी.पी.एल.-टी.पी.डी.डी.एल)	Delhi-(BYPL/BRPL/NDPL-TPDDL)	01.10.2015	1030	51	1081
11	दिल्ली-(एन.डी.एम.सी.)	Delhi-(NDMC)	01.10.2015	1018	51	1069
12	गोवा	Goa	01.04.2014	442	70	512
13	गुजरात	Gujarat	01.04.2015	528	132	660
14	गुजरात-(टोरेन्ट पावर लि., अहमदाबाद)	Gujarat-(Torrent Power Ltd., Ahmedabad)	01.04.2015	587	147	733
15	गुजरात-(टोरेन्ट पावर लि.)	Gujarat-(Torrent Power Ltd., Surat)	01.04.2015	600	150	750
16	हरियाणा	Haryana	01.04.2015	728	10	738
17	हिमाचल प्रदेश	Himachal Pradesh	01.04.2015	482	39	521
18	जम्मू व कश्मीर	Jammu & Kashmir	01.04.2015	518	52	570
19	झारखंड	Jharkhand	01.08.2012	642	30	671
20	कर्नाटक	Karnataka	01.05.2014			
		Bruhat Bangalore Mahangara Palike, Municipal Corp.& all Urban		801	48	849
		Areas under Village Panchayats		744	45	789
21	केरल	Kerala	16.08.2014	1010	93	1103
22	लक्षद्वीप	Lakshadweep	01.04.2015	696	0	696
23	मध्य प्रदेश	Madhya Pradesh (Urban Areas)	17.04.2015	713	107	820
		(Rural Areas)		697	104	801
24	महाराष्ट्र	Maharashtra	01.06.2015	1183	257	1440
25	महाराष्ट्र-मुम्बई-(बी.ई.एस.टी.)	Maharashtra - Mumbai-(B.E.S.T)	01.06.2015	1393	317	1710
26	महाराष्ट्र-मुम्बई-(रिलायंस एनर्जी)	Maharashtra - Mumbai-(Reliance Energy)	01.06.2015	1077	250	1327
27	महाराष्ट्र-मुम्बई-(टाटा)	Maharashtra - Mumbai-(TATA's)	01.06.2015	876	208	1084
28	मिजोरम	Mizoram	01.04.2015	566	0	566
29	मेघालय	Meghalaya	01.04.2013	536	6	542
30	नागालैंड	Nagaland	01.04.2015	836	0	836
31	उड़ीसा	Orissa	01.04.2015	696	28	724
32	पुडुचेरी	Puducherry	01.04.2014	537	25	562
33	पंजाब	Punjab	01.04.2015	675	88	762
34	राजस्थान	Rajasthan	01.02.2015	844	65	909
35	सिक्किम	Sikkim	01.04.2015	564	0	564
36	तमिल नाडू	Tamil Nadu	12.12.2014	804	40	844
37	त्रिपुरा	Tripura	01.04.2014	768	0	768
38	उत्तराखण्ड	Uttarakhand	01.04.2015	429	15	444
39	उत्तर प्रदेश	Uttar Pradesh (URBAN)	01.04.2015	871	5	876
		(RURAL)		343	5	348
40	पश्चिम बंगाल	West Bengal (URBAN)	01.04.2015	877	132	1009
		(RURAL)		877	132	1009
41	पश्चिम बंगाल-कोलकत्ता-(सी.ई.एस.सी.)	West Bengal - (CESC Ltd., Kolkata)	01.04.2015	900	135	1035
42	पश्चिम बंगाल-(डी.पी.एस.सी.)	West Bengal - (DPSC Ltd.)	01.04.2013	523	78	601
43	पश्चिम बंगाल-दुर्गापुर परियोजना	West Bengal-Durgapur Projects Ltd.	01.04.2015	519	78	597
44	तेलंगाना	Telangana	01.04.2015	996	6	1002

Index of States

- 1 A&N Island
- 2 Andhra Pradesh
- 3 Arunachal Pradesh
- 4 Assam
- 5 Bihar
- 6 Chandigarh
- 7 Chhattisgarh
- 8 Dadri&Ngr Havelli
- 9 Daman & Diu
- 10 Delhi (BSES/NDPL)
- 11 Delhi (NDMC)
- 12 Goa
- 13 Gujarat
- 14 Gujarat (Ahmadabad)
- 15 Gujarat (Surat)
- 16 Haryana
- 17 Himachal Pradesh
- 18 Jammu & Kashmir
- 19 Jharkhand
- 20 Karnataka (Bangalore & other Cities)
- 21 Karnataka (Area under Village Panchayat)
- 22 Kerala
- 23 Lakshadweep
- 24 MP (Urban)
- 25 MP (Rural)
- 26 Maharashtra
- 27 Maharashtra - Mumbai (B.E.S.T)
- 28 Maharashtra - Mumbai (Reliance Energy)
- 29 Maharashtra - Mumbai (TATAs)
- 30 Mizoram
- 31 Meghalaya
- 32 Nagaland
- 33 Orissa
- 34 Puducherry
- 35 Punjab
- 36 Rajasthan
- 37 Sikkim
- 38 Tamil Nadu
- 39 Tripura
- 40 Uttaranchal
- 41 U. P. (Urban)
- 42 U. P. (Rural)
- 43 West Bengal (Urban)
- 44 West Bengal (Rural)
- 45 W. B. (Kolkata CESC)
- 46 West Bengal-DPSC
- 47 West Bengal (DPL)
- 48 Telangana



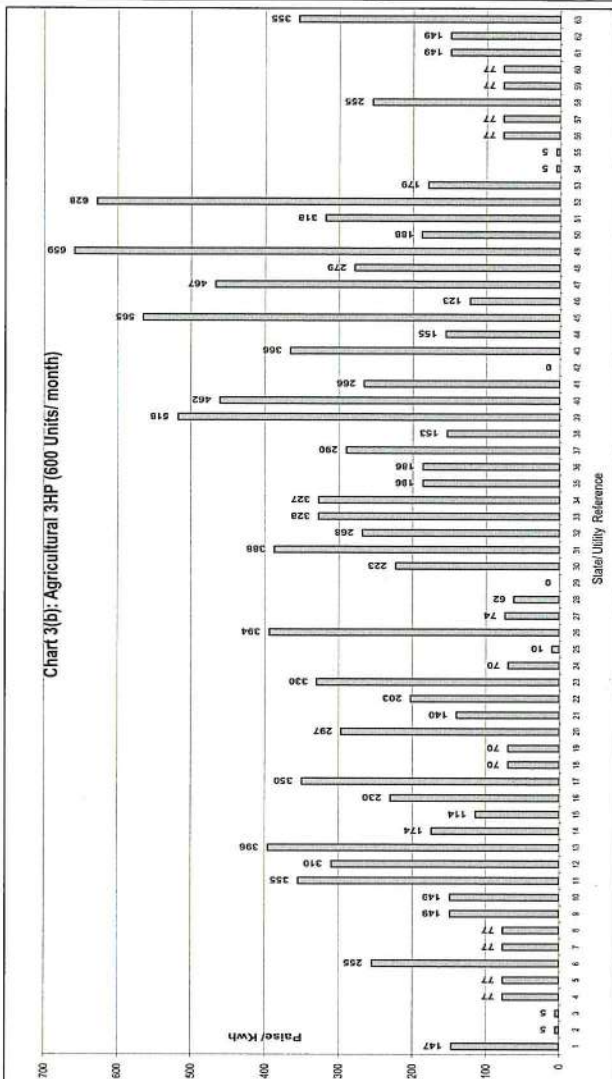
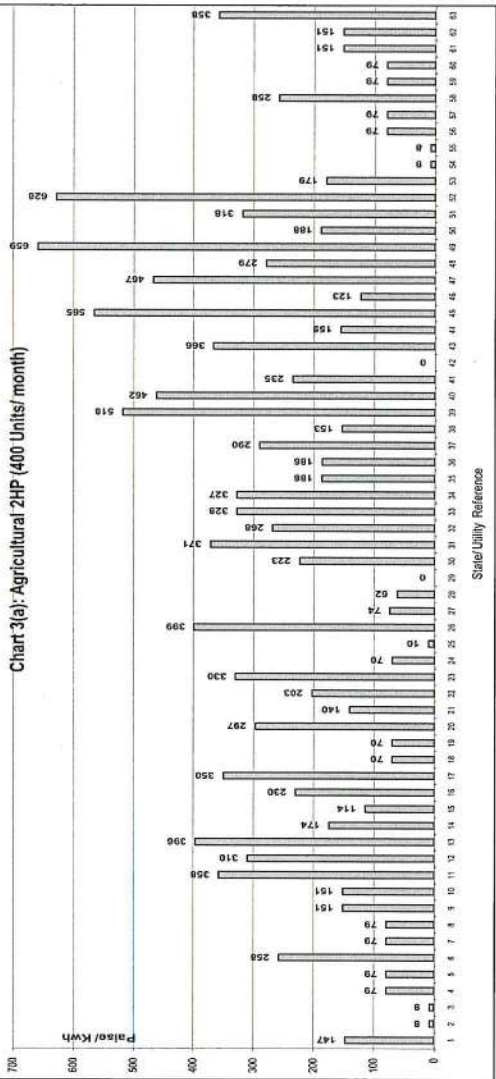
सारणी सं० 3 (क): कृषि 2 हास पावर (400 यूनिट/माह)
TABLE NO.3(a): AGRICULTURE 2 HP (400 Units/Month)

क्रमांक Sr. No.	युटिलिटी का नाम	Name of Utility	Tariff effective from	Av. Rate (P/KWh)	Duty/Tax (P/KWh)	Total (P/KWh)
1	अंडमान एण्ड निकोबार	Andaman & Nicobar Island	01.04.2015	140	0	140
2	आंध्र प्रदेश	Andhra Pradesh	01.04.2014			
	With Demand side Management measures (DSM)					
	Dry land Farmers (connection <=3 Nos.)			8	0	8
	Wet land Farmers (Holding <=2.5 Acres)			8	0	8
	Dry land Farmers (connection >3 Nos.)			79	0	79
	Wet land Farmers (Holding >2.5 Acres)			79	0	79
	Corporate Farmers & IT Assesse			258	0	258
	Without Demand side Management measures (DSM)					
	Dry land Farmers (connection <=3 Nos.)			79	0	79
	Wet land Farmers (Holding <=2.5 Acres)			79	0	79
	Dry land Farmers (connection >3 Nos.)			151	0	151
	Wet land Farmers (Holding >2.5 Acres)			151	0	151
	Corporate Farmers & IT Assesse			358	0	358
3	अरुणाचल प्रदेश	Arunachal Pradesh	01.04.2015	310	0	310
4	आसाम	Assam	01.12.2013	386	10	396
5	बिहार	Bihar (Urban Areas)	01.04.2015	170	4	174
		(Rural Areas)		110	4	114
6	चंडीगढ़	Chandigarh	01.04.2015	230	0	230
7	छत्तीस गढ़	Chhattishgarh	01.07.2015	350	0	350
8	दादरा एवं नागर हवेली	Dadra & Nagar Haveli	01.04.2014	70	0	70
9	दमन एवं दिव	Daman & Diu	01.04.2014	70	0	70
10	दिल्ली-(बी.वाइ.पी.एल./बी.आर.पी.एल./एन.डी.पी.एल.-टी.पी.डी.एल.)	Delhi-(BYPL/BRPL/NDPL-TPDDL)	01.10.2015	282	14	297
11	गोवा	Goa	01.04.2014	120	20	140
12	गुजरात	Gujarat	01.04.2015	203	0	203
13	गुजरात-(टोरेन्ट पावर लि., अहमदाबाद)	Gujarat-(Torrent Power Ltd., Ahmedabad)	01.04.2015	330	0	330
14	गुजरात-(टोरेन्ट पावर लि.)	Gujarat-(Torrent Power Ltd., Surat)	01.04.2015	70	0	70
15	हरियाणा	Haryana	01.04.2015	10	0	10
16	हिमाचल प्रदेश	Himachal Pradesh	01.04.2015	363	36	399
17	जम्मू व कश्मीर	Jammu & Kashmir	01.04.2015	68	7	74
18	झारखंड	Jharkhand	01.08.2012	60	2	62
19	कर्नाटक	Karnataka	01.05.2014	0	0	0
20	केरल	Kerala	16.08.2014	203	20	223
21	मध्य प्रदेश	Madhya Pradesh	17.04.2015	371	0	371
22	महाराष्ट्र	Maharashtra	01.06.2015	268	0	268
23	महाराष्ट्र-मुम्बई-(रिलायंस एनर्जी)	Maharashtra - Mumbai-(Reliance Energy)	01.06.2015	328	0	328
24	मणिपुर	Manipur	27.02.2015	327	0	327
25	मिजोरम	Mizoram	01.04.2015	186	0	186
26	मेघालय	Meghalaya	01.04.2013	180	6	186
27	नागालैंड	Nagaland	01.04.2015	290	0	290
28	उड़ीसा	Orissa	01.04.2015	150	3	153
29	पंजाब	Punjab	01.04.2015	458	60	518
30	राजस्थान	Rajasthan	01.02.2015	458	4	462
31	सिक्किम	Sikkim	01.04.2015	235	0	235
32	तमिल नाडू	Tamil Nadu	12.12.2014	0	0	0
33	त्रिपुरा	Tripura	01.04.2014	366	0	366
34	उत्तराखण्ड	Uttarakhand	01.04.2015	140	15	155
35	उत्तर प्रदेश	Uttar Pradesh (URBAN)	01.04.2015	558	8	565
		(RURAL)		115	8	123
36	पश्चिम बंगाल	West Bengal	01.04.2015	467	0	467
37	पश्चिम बंगाल-(डी.पी.एस.सी.)	West Bengal - (DPSC Ltd.)	01.04.2013			
		(06.00 hrs to 17.00 hrs)		279	0	279
		(17.00 hrs to 23.00 hrs)		659	0	659
		(23.00 hrs to 06.00 hrs)		188	0	188
38	पश्चिम बंगाल-दुर्गापुर परियोजना	West Bengal-Durgapur Projects Ltd.	01.04.2015			
		(06.00 hrs to 17.00 hrs)		318	0	318
		(17.00 hrs to 23.00 hrs)		628	0	628
		(23.00 hrs to 06.00 hrs)		179	0	179
39	तेलंगाना	Telangana	01.04.2015			
	With Demand side Management measures (DSM)					
	Dry land Farmers (connection <=3 Nos.)			7	0	8
	Wet land Farmers (Holding <=2.5 Acres)			7	0	8
	Dry land Farmers (connection >3 Nos.)			79	0	79
	Wet land Farmers (Holding >2.5 Acres)			79	0	79
	Corporate Farmers & IT Assesse			257	0	258
	Without Demand side Management measures (DSM)					
	Dry land Farmers (connection <=3 Nos.)			79	0	79
	Wet land Farmers (Holding <=2.5 Acres)			79	0	79
	Dry land Farmers (connection >3 Nos.)			151	0	151
	Wet land Farmers (Holding >2.5 Acres)			151	0	151
	Corporate Farmers & IT Assesse			357	0	358

सारणी सं० 3 (ख): कृषि 3 हास पावर (600 यूनिट/माह)
TABLE NO.3(b): AGRICULTURE 3 HP (600 Units/Month)

क्रमांक Sr. No.	युटिलिटी का नाम	Name of Utility	Tariff effective from	Av. Rate (P/KWh)	Duty/Tax (P/KWh)	Total (P/KWh)
1	अंडमान एण्ड निकोबार	Andaman & Nicobar Island	01.04.2015	140	0	140
2	आंध्र प्रदेश	Andhra Pradesh	01.04.2014			
	With Demand side Management measures (DSM)					
	Dry land Farmers (connection <=3 Nos.)			5	0	5
	Wet land Farmers (Holding <=2.5 Acres)			5	0	5
	Dry land Farmers (connection >3 Nos.)			77	0	77
	Wet land Farmers (Holding >2.5 Acres)			77	0	77
	Corporate Farmers & IT Assesse			255	0	255
	Without Demand side Management measures (DSM)					
	Dry land Farmers (connection <=3 Nos.)			77	0	77
	Wet land Farmers (Holding <=2.5 Acres)			77	0	77
	Dry land Farmers (connection >3 Nos.)			149	0	149
	Wet land Farmers (Holding >2.5 Acres)			149	0	149
	Corporate Farmers & IT Assesse			355	0	355
3	अरुणाचल प्रदेश	Arunachal Pradesh	01.04.2015	310	0	310
4	आसाम	Assam	01.12.2013	386	10	396
5	बिहार	Bihar (Urban Areas)	01.04.2015	170	4	174
		(Rural Areas)		110	4	114
6	चंडीगढ़	Chandigarh	01.04.2015	230	0	230
7	छत्तीस गढ़	Chhattishgarh	01.07.2015	350	0	350
8	दादरा एवं नागर हवेली	Dadra & Nagar Haveli	01.04.2014	70	0	70
9	दमन एवं दिव	Daman & Diu	01.04.2014	70	0	70
10	दिल्ली-(बी.वाइ.पी.एल./बी.आर.पी.एल./एन.डी.पी.एल.-टी.पी.डी.डी.एल)	Delhi-(BYPL/BRPL/NDPL-TPDDL)	01.10.2015	282	14	297
11	गोवा	Goa	01.04.2014	120	20	140
12	गुजरात	Gujarat	01.04.2015	203	0	203
13	गुजरात-(टोरेन्ट पावर लि., अहमदाबाद)	Gujarat-(Torrent Power Ltd., Ahmedabad)	01.04.2015	330	0	330
14	गुजरात-(टोरेन्ट पावर लि.,)	Gujarat-(Torrent Power Ltd., Surat)	01.04.2015	70	0	70
15	हरियाणा	Haryana	01.04.2015	10	0	10
16	हिमाचल प्रदेश	Himachal Pradesh	01.04.2015	358	36	394
17	जम्मू व कश्मीर	Jammu & Kashmir	01.04.2015	68	7	74
18	झारखंड	Jharkhand	01.08.2012	60	2	62
19	कर्नाटक	Karnataka	01.05.2014	0	0	0
20	केरल	Kerala	16.08.2014	203	20	223
21	मध्य प्रदेश	Madhya Pradesh	17.04.2015	388	0	388
22	महाराष्ट्र	Maharashtra	01.06.2015	268	0	268
23	महाराष्ट्र-मुम्बई-(रिलायंस एनर्जी)	Maharashtra - Mumbai-(RelianceEnergy)	01.06.2015	328	0	328
24	मणीपुर	Manipur	27.02.2015	327	0	327
25	मिजोरम	Mizoram	01.04.2015	186	0	186
26	मेघालय	Meghalaya	01.04.2013	180	6	186
27	नागालैंड	Nagaland	01.04.2015	290	0	290
28	उड़ीसा	Orissa	01.04.2015	150	3	153
29	पंजाब	Punjab	01.04.2015	458	60	518
30	राजस्थान	Rajasthan	01.02.2015	458	4	462
31	सिक्किम	Sikkim	01.04.2015	266	0	266
32	तमिल नाडू	Tamil Nadu	12.12.2014	0	0	0
33	त्रिपुरा	Tripura	01.04.2014	366	0	366
34	उत्तराखण्ड	Uttarakhand	01.04.2015	140	15	155
35	उत्तर प्रदेश	Uttar Pradesh (URBAN)	01.04.2015	558	8	565
		(RURAL)		115	8	123
36	पश्चिम बंगाल	West Bengal	01.04.2015	467	0	467
37	पश्चिम बंगाल-(डी.पी.एस.सी.)	West Bengal - (DPSC Ltd.)	01.04.2013			
		(06.00 hrs to 17.00 hrs)		279	0	279
		(17.00 hrs to 23.00 hrs)		659	0	659
		(23.00 hrs to 06.00 hrs)		188	0	188
38	पश्चिम बंगाल-दुर्गापुर परियोजना	West Bengal-Durgapur Projects Ltd.	01.04.2015			
		(06.00 hrs to 17.00 hrs)		318	0	318
		(17.00 hrs to 23.00 hrs)		628	0	628
		(23.00 hrs to 06.00 hrs)		179	0	179
40	तेलंगाना	Telangana	01.04.2015			
	With Demand side Management measures (DSM)					
	Dry land Farmers (connection <=3 Nos.)			5	0	5
	Wet land Farmers (Holding <=2.5 Acres)			5	0	5
	Dry land Farmers (connection >3 Nos.)			76	0	77
	Wet land Farmers (Holding >2.5 Acres)			76	0	77
	Corporate Farmers & IT Assesse			255	0	255
	Without Demand side Management measures (DSM)					
	Dry land Farmers (connection <=3 Nos.)			76	0	77
	Wet land Farmers (Holding <=2.5 Acres)			76	0	77
	Dry land Farmers (connection >3 Nos.)			148	0	149
	Wet land Farmers (Holding >2.5 Acres)			148	0	149
	Corporate Farmers & IT Assesse			355	0	355

- Index of States
1. And Island
 2. AP-With DSM-Dry land Farmers (connection <=3 Nos.)
 3. AP-With DSM-Dry land Farmers (Holding <=2.5 Acres)
 4. AP-With DSM-Dry land Farmers (connection >3 Nos.)
 5. AP-With DSM-Dry land Farmers (Holding >2.5 Acres)
 6. AP-With DSM-Corporate Farmers & IT Assesse
 7. AP-w/o DSM-Dry land Farmers (connection <=3 Nos.)
 8. AP-w/o DSM-Dry land Farmers (Holding <=2.5 Acres)
 9. AP-w/o DSM-Dry land Farmers (connection >3 Nos.)
 10. AP-w/o DSM-Dry land Farmers (Holding >2.5 Acres)
 11. AP-w/o DSM-Corporate Farmers & IT Assesse
 12. Arunachal Pradesh
 13. Assam
 14. Bihar (Urban Schedule)
 15. Bihar (Rural Schedule)
 16. Chandigarh
 17. Chhattisgarh
 18. Dadra & Haveli
 19. Daman & Diu
 20. Delhi (BESIN/DPL)
 21. Goa
 22. Gujarat
 23. Gujarat (Ahmedabad)
 24. Gujarat (Surat)
 25. Haryana
 26. Himachal Pradesh
 27. Jammu & Kashmir
 28. Jharkhand
 29. Karnataka
 30. Kerala
 31. Madhya Pradesh
 32. Maharashtra - Mumbai (Reliance Energy)
 33. Maharashtra
 34. Manipur
 35. Mizoram
 36. Nagaland
 37. Nagaland
 38. Orissa
 39. Punjab
 40. Rajasthan
 41. Sikkim
 42. Tamil Nadu
 43. Tripura
 44. Uttarakhand
 45. U. P. (Urban)
 46. U. P. (Rural)
 47. West Bengal
 48. West Bengal (DPSC) (06.00 hrs to 17.00 hrs)
 49. West Bengal (DPSC) (17.00 hrs to 23.00 hrs)
 50. West Bengal (DPSC) (23.00 hrs to 06.00 hrs)
 51. West Bengal (DPL) (06.00 hrs to 17.00 hrs)
 52. West Bengal (DPL) (17.00 hrs to 23.00 hrs)
 53. West Bengal (DPL) (23.00 hrs to 06.00 hrs)
 54. Telangana-With DSM-Dry land Farmers (connection <=3 Nos.)
 55. Telangana-With DSM-Dry land Farmers (Holding <=2.5 Acres)
 56. Telangana-With DSM-Dry land Farmers (connection >3 Nos.)
 57. Telangana-With DSM-Dry land Farmers (Holding >2.5 Acres)
 58. Telangana-With DSM-Corporate Farmers & IT Assesse
 59. Telangana-w/o DSM-Dry land Farmers (connection <=3 Nos.)
 60. Telangana-w/o DSM-Dry land Farmers (Holding <=2.5 Acres)
 61. Telangana-w/o DSM-Dry land Farmers (connection >3 Nos.)
 62. Telangana-w/o DSM-Dry land Farmers (Holding >2.5 Acres)
 63. Telangana-w/o DSM-Corporate Farmers & IT Assesse



Note: NDMC, Lakshadweep, Mumbai BEST, Mumbai TEC, WB - CESC and DVC has no Agricultural consumer DSMC - Demand side management measures

सारणी सं० 3 (ग): कृषि 5 हासर् पावर (1000 यूनिट/माह)
TABLE NO.3(c): AGRICULTURE 5 HP (1000 Units/Month)

क्रमांक Sr. No.	युटिलिटी का नाम	Name of Utility	Tariff effective from	Av. Rate (P/KWh)	Duty/Tax (P/KWh)	Total (P/KWh)
1	अंडमान एण्ड निकोबार	Andaman & Nicobar Island	01.04.2015	140	0	140
2	आंध्र प्रदेश	Andhra Pradesh	01.04.2014			
	With Demand side Management measures (DSM)			3	0	3
	Dry land Farmers (connection <=3 Nos.)			3	0	3
	Wet land Farmers (Holding <=2.5 Acres)			75	0	75
	Dry land Farmers (connection >3 Nos.)			75	0	75
	Wet land Farmers (Holding >2.5 Acres)			253	0	253
	Corporate Farmers & IT Assesse					
	Without Demand side Management measures (DSM)			75	0	75
	Dry land Farmers (connection <=3 Nos.)			75	0	75
	Wet land Farmers (Holding <=2.5 Acres)			147	0	147
	Dry land Farmers (connection >3 Nos.)			147	0	147
	Wet land Farmers (Holding >2.5 Acres)			353	0	353
	Corporate Farmers & IT Assesse					
3	अरुणाचल प्रदेश	Arunachal Pradesh	01.04.2015	310	0	310
4	आसाम	Assam	01.12.2013	386	10	396
5	बिहार	Bihar (Urban Areas)	01.04.2015	170	4	174
		(Rural Areas)		110	4	114
				230	0	230
6	चंडीगढ़	Chandigarh	01.04.2015	230	0	230
7	छत्तीस गढ़	Chhattishgarh	01.07.2015	350	0	350
8	दादरा एवं नागर हवेली	Dadra & Nagar Haveli	01.04.2014	70	0	70
9	दमन एवं दिव	Daman & Diu	01.04.2014	70	0	70
10	दिल्ली-(बी.वाइ.पी.एल./बी.आर.पी.एल./एन.डी.पी.एल.-टी.पी.डी.डी.एल)	Delhi-(BYPL/BRPL/NDPL-TPDDL)	01.10.2015	282	14	297
11	गोवा	Goa	01.04.2014	120	20	140
12	गुजरात	Gujarat	01.04.2015	203	0	203
13	गुजरात-(टोरेन्ट पावर लि. अहमदाबाद)	Gujarat-(Torrent Power Ltd., Ahmedabad)	01.04.2015	330	0	330
14	गुजरात-(टोरेन्ट पावर लि.)	Gujarat-(Torrent Power Ltd., Surat)	01.04.2015	70	0	70
15	हरियाणा	Haryana	01.04.2015	10	0	10
16	हिमाचल प्रदेश	Himachal Pradesh	01.04.2015	355	36	391
17	जम्मू व कश्मीर	Jammu & Kashmir	01.04.2015	68	7	74
18	झारखंड	Jharkhand	01.08.2012	60	2	62
19	कर्नाटक	Karnataka	01.05.2014	0	0	0
20	केरल	Kerala	16.08.2014	203	20	223
21	मध्य प्रदेश	Madhya Pradesh	17.04.2015	366	0	366
22	महाराष्ट्र	Maharashtra	01.06.2015	268	0	268
23	महाराष्ट्र-मुम्बई-(रिलायंस एनर्जी)	Maharashtra - Mumbai-(Reliance Energy)	01.06.2015	328	0	328
24	मणिपुर	Manipur	27.02.2015	327	0	327
25	मिजोरम	Mizoram	01.04.2015	186	0	186
26	मेघालय	Meghalaya	01.04.2013	180	6	186
27	नागालैंड	Nagaland	01.04.2015	290	0	290
28	उड़ीसा	Orissa	01.04.2015	150	3	153
29	पंजाब	Punjab	01.04.2015	458	60	518
30	राजस्थान	Rajasthan	01.02.2015	458	4	462
31	सिक्किम	Sikkim	01.04.2015	328	0	328
32	तमिल नाडू	Tamil Nadu	12.12.2014	0	0	0
33	त्रिपुरा	Tripura	01.04.2014	366	0	366
34	उत्तराखण्ड	Uttarakhand	01.04.2015	140	15	155
35	उत्तर प्रदेश	Uttar Pradesh (URBAN)	01.04.2015	558	8	565
		(RURAL)		115	8	123
				467	0	467
36	पश्चिम बंगाल	West Bengal	01.04.2015			
37	पश्चिम बंगाल-(डी.पी.एस.सी.)	West Bengal - (DPSC Ltd.)	01.04.2013			
		(06.00 hrs to 17.00 hrs)		279	0	279
		(17.00 hrs to 23.00 hrs)		659	0	659
		(23.00 hrs to 06.00 hrs)		188	0	188
38	पश्चिम बंगाल-दुर्गापुर परियोजना	West Bengal-Durgapur Projects Ltd.	01.04.2015			
		(06.00 hrs to 17.00 hrs)		318	0	318
		(17.00 hrs to 23.00 hrs)		628	0	628
		(23.00 hrs to 06.00 hrs)		179	0	179
39	तेलंगाना	Telangana	01.04.2015			
	With Demand side Management measures (DSM)					
	Dry land Farmers (connection <=3 Nos.)			3	0	3
	Wet land Farmers (Holding <=2.5 Acres)			3	0	3
	Dry land Farmers (connection >3 Nos.)			74	0	75
	Wet land Farmers (Holding >2.5 Acres)			74	0	75
	Corporate Farmers & IT Assesse			253	0	253
	Without Demand side Management measures (DSM)					
	Dry land Farmers (connection <=3 Nos.)			74	0	75
	Wet land Farmers (Holding <=2.5 Acres)			74	0	75
	Dry land Farmers (connection >3 Nos.)			146	0	147
	Wet land Farmers (Holding >2.5 Acres)			146	0	147
	Corporate Farmers & IT Assesse			353	0	353

सारणी सं० 3 (घ): कृषि 10 हास पावर (2000 यूनिट/माह)
TABLE NO.3(d): AGRICULTURE 10 HP (2000 Units/Month)

क्रमांक Sr. No.	युटिलिटी का नाम	Name of Utility	Tariff effective from	Av. Rate (P/KWh)	Duty/Tax (P/KWh)	Total (P/KWh)
1	अंडमान एण्ड निकोबार	Andaman & Nicobar Island	01.04.2015	140	0	140
2	आंध्र प्रदेश	Andhra Pradesh	01.04.2014			
	With Demand side Management measures (DSM)					
	Dry land Farmers (connection <=3 Nos.)			2	0	2
	Wet land Farmers (Holding <=2.5 Acres)			2	0	2
	Dry land Farmers (connection >3 Nos.)			73	0	73
	Wet land Farmers (Holding >2.5 Acres)			73	0	73
	Corporate Farmers & IT Assesse			252	0	252
	Without Demand side Management measures (DSM)					
	Dry land Farmers (connection <=3 Nos.)			73	0	73
	Wet land Farmers (Holding <=2.5 Acres)			73	0	73
	Dry land Farmers (connection >3 Nos.)			145	0	145
	Wet land Farmers (Holding >2.5 Acres)			145	0	145
	Corporate Farmers & IT Assesse			352	0	352
3	अरुणाचल प्रदेश	Arunachal Pradesh	01.04.2015	310	0	310
4	आसाम	Assam	01.12.2013	518	10	528
5	बिहार	Bihar (Urban Areas)	01.04.2015	170	4	174
		(Rural Areas)		110	4	114
6	चंडीगढ़	Chandigarh	01.04.2015	230	0	230
7	छत्तीस गढ़	Chhattishgarh	01.07.2015	350	0	350
8	दादरा एवं नागर हवेली	Dadra & Nagar Haveli	01.04.2014	70	0	70
9	दमन एवं दिव	Daman & Diu	01.04.2014	70	0	70
10	दिल्ली-(बी.वाइ.पी.एल./बी.आर.पी.एल./एन.डी.पी.एल.-टी.पी.डी.डी.एल)	Delhi-(BYPL/BRPL/NDPL-TPDDL)	01.10.2015	282	14	297
11	गोवा	Goa	01.04.2014	120	20	140
12	गुजरात	Gujarat	01.04.2015	203	0	203
13	गुजरात-(टोरेन्ट पावर लि., अहमदाबाद)	Gujarat-(Torrent Power Ltd., Ahmedabad)	01.04.2015	330	0	330
14	गुजरात-(टोरेन्ट पावर लि.)	Gujarat-(Torrent Power Ltd., Surat)	01.04.2015	70	0	70
15	हरियाणा	Haryana	01.04.2015	10	0	10
16	हिमाचल प्रदेश	Himachal Pradesh	01.04.2015	353	35	388
17	जम्मू व कश्मीर	Jammu & Kashmir	01.04.2015	68	7	74
18	झारखंड	Jharkhand	01.08.2012	60	2	62
19	कर्नाटक	Karnataka	01.05.2014	0	0	0
20	केरल	Kerala	16.08.2014	203	20	223
21	मध्य प्रदेश	Madhya Pradesh	17.04.2015	408	0	408
22	महाराष्ट्र	Maharashtra	01.06.2015	268	0	268
23	महाराष्ट्र-मुंबई-(रिलायंस एनर्जी)	Maharashtra - Mumbai-(Reliance Energy)	01.06.2015	328	0	328
24	मणिपुर	Manipur	27.02.2015	327	0	327
25	मिजोरम	Mizoram	01.04.2015	186	0	186
26	मेघालय	Meghalaya	01.04.2013	180	6	186
27	नागालैंड	Nagaland	01.04.2015	290	0	290
28	उड़ीसा	Orissa	01.04.2015	150	3	153
29	पंजाब	Punjab	01.04.2015	458	60	518
30	राजस्थान	Rajasthan	01.02.2015	458	4	462
31	सिक्किम	Sikkim	01.04.2015	436	0	436
32	तमिल नाडू	Tamil Nadu	12.12.2014	0	0	0
33	त्रिपुरा	Tripura	01.04.2014	477	0	477
34	उत्तराखण्ड	Uttarakhand	01.04.2015	140	15	155
35	उत्तर प्रदेश	Uttar Pradesh (URBAN)	01.04.2015	558	8	565
		(RURAL)		115	8	123
36	पश्चिम बंगाल	West Bengal	01.04.2015	467	0	467
37	पश्चिम बंगाल-(डी.पी.एस.सी.)	West Bengal - (DPSC Ltd.)	01.04.2013			
		(06.00 hrs to 17.00 hrs)		279	0	279
		(17.00 hrs to 23.00 hrs)		659	0	659
		(23.00 hrs to 06.00 hrs)		188	0	188
38	पश्चिम बंगाल-दुर्गापुर परियोजना	West Bengal-Durgapur Projects Ltd.	01.04.2015			
		(06.00 hrs to 17.00 hrs)		318	0	318
		(17.00 hrs to 23.00 hrs)		628	0	628
		(23.00 hrs to 06.00 hrs)		179	0	179
39	तेलंगाना	Telangana	01.04.2015			
	With Demand side Management measures (DSM)					
	Dry land Farmers (connection <=3 Nos.)			1	0	2
	Wet land Farmers (Holding <=2.5 Acres)			1	0	2
	Dry land Farmers (connection >3 Nos.)			73	0	73
	Wet land Farmers (Holding >2.5 Acres)			73	0	73
	Corporate Farmers & IT Assesse			251	0	252
	Without Demand side Management measures (DSM)					
	Dry land Farmers (connection <=3 Nos.)			73	0	73
	Wet land Farmers (Holding <=2.5 Acres)			73	0	73
	Dry land Farmers (connection >3 Nos.)			145	0	145
	Wet land Farmers (Holding >2.5 Acres)			145	0	145
	Corporate Farmers & IT Assesse			351	0	352

- Index of States
- 1 A&N Island
 - 2 AP-With DSM-Dry land Farmers (connection <=3 Nos.)
 - 3 AP-With DSM-Wet land Farmers (Holding <=2.5 Acres)
 - 4 AP-With DSM-Dry land Farmers (connection >3 Nos.)
 - 5 AP-With DSM-Wet land Farmers (Holding >2.5 Acres)
 - 6 AP-With DSM-Corporate Farmers & IT Assesse
 - 7 AP-w/o DSM-Dry land Farmers (connection <=3 Nos.)
 - 8 AP-w/o DSM-Wet land Farmers (Holding <=2.5 Acres)
 - 9 AP-w/o DSM-Dry land Farmers (connection >3 Nos.)
 - 10 AP-w/o DSM-Wet land Farmers (Holding >2.5 Acres)
 - 11 AP-w/o DSM-Corporate Farmers & IT Assesse
 - 12 Arunachal Pradesh
 - 13 Assam
 - 14 Bihar (Urban Schedule)
 - 15 Bihar (Rural Schedule)
 - 16 Chandigarh
 - 17 Chhattisgarh
 - 18 Dadra&Ngr Havelli
 - 19 Daman & Diu
 - 20 Delhi (BSES/NDPL)
 - 21 Goa
 - 22 Gujarat
 - 23 Gujarat (Ahmadabad)
 - 24 Gujarat (Surat)
 - 25 Haryana
 - 26 Himachal Pradesh
 - 27 Jammu & Kashmir
 - 28 Jharkhand
 - 29 Karnataka
 - 30 Kerala
 - 31 Madhya Pradesh
 - 32 Maharashtra
 - 33 Maharashtra - Mumbai (Reliance Energy)
 - 34 Manipur
 - 35 Mizoram
 - 36 Meghalaya
 - 37 Nagaland
 - 38 Orissa
 - 39 Punjab
 - 40 Rajasthan
 - 41 Sikkim
 - 42 Tamil Nadu
 - 43 Tripura
 - 44 Uttarakhnad
 - 45 U. P. (Urban)
 - 46 U. P. (Rural)
 - 47 West Bengal
 - 48 West Bengal (DPSC) (06.00 - 17.00 hrs)
 - 49 West Bengal (DPSC) (17.00 - 23.00 hrs)
 - 50 West Bengal (DPSC) (23.00 - 06.00 hrs)
 - 51 West Bengal (DPL) (06.00 - 17.00 hrs)
 - 52 West Bengal (DPL) (17.00 - 23.00 hrs)
 - 53 West Bengal (DPL) (23.00 - 06.00 hrs)
 - 54 Telangana-With DSM-Dry land Farmers (connection <=3 Nos.)
 - 55 Telangana-With DSM-Wet land Farmers (Holding <=2.5 Acres)
 - 56 Telangana-With DSM-Dry land Farmers (connection >3 Nos.)
 - 57 Telangana-With DSM-Corporate Farmers & IT Assesse
 - 58 Telangana-w/o DSM-Wet land Farmers (Holding >2.5 Acres)
 - 59 Telangana-w/o DSM-Dry land Farmers (connection <=3 Nos.)
 - 60 Telangana-w/o DSM-Wet land Farmers (Holding <=2.5 Acres)
 - 61 Telangana-w/o DSM-Dry land Farmers (Holding >2.5 Acres)
 - 62 Telangana-w/o DSM-Wet land Farmers (Holding >2.5 Acres)
 - 63 Telangana-w/o DSM-Corporate Farmers & IT Assesse

Chart 3(c): Agricultural 5HP (1000 Units/ month)

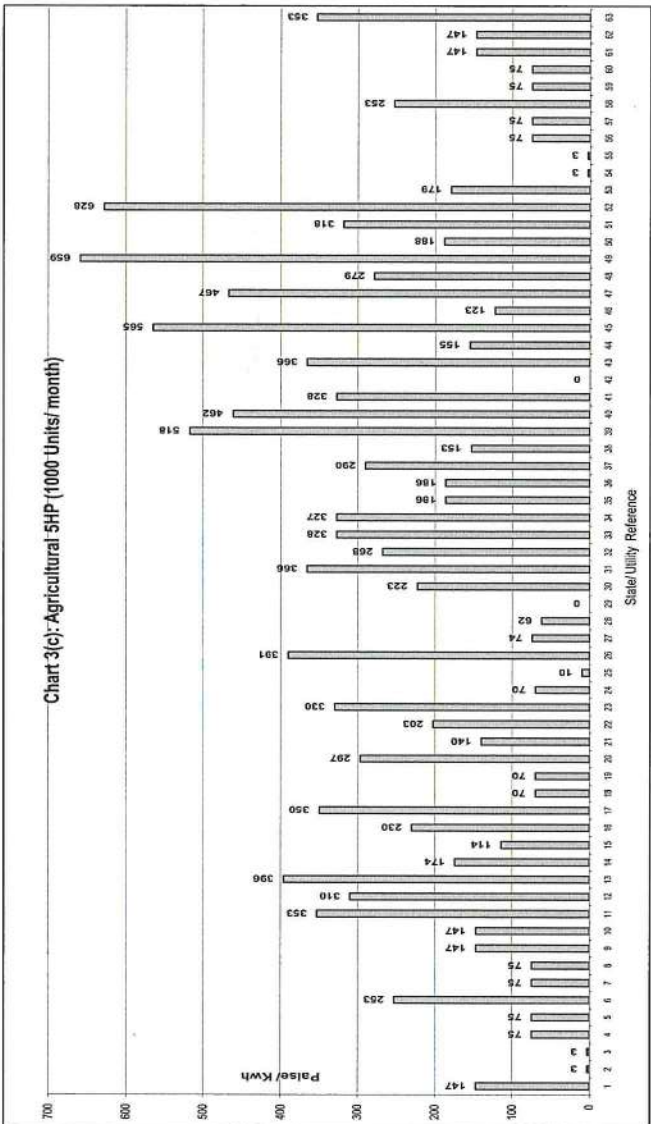
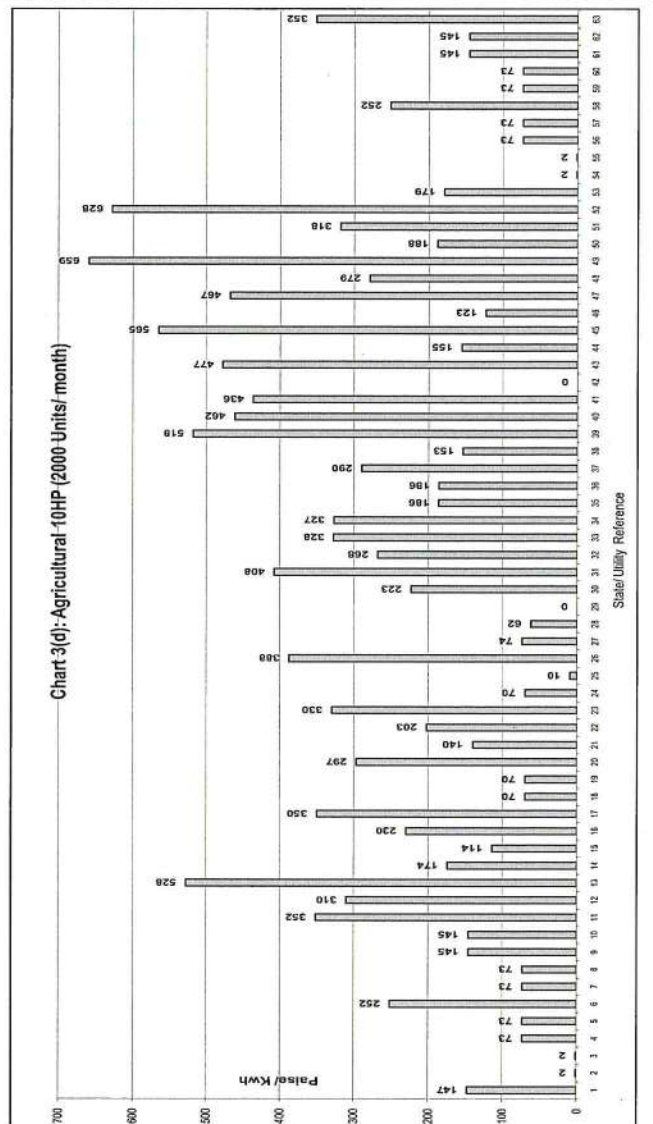


Chart 3(d): Agricultural 10HP (2000 Units/ month)



सारणी सं० 4 (क): लघु उद्योग 5 कि०. वा०. (750 यूनिट/माह)
TABLE NO.4(a): SMALL INDUSTRIES 5 KW (750 Units/Month)

क्रमांक Sr. No.	युटिलिटी का नाम	Name of Utility	Tariff effective from	Av. Rate (P/KWh)	Duty/Tax (P/KWh)	Total (P/KWh)
1	अंडमान एण्ड निकोबार	Andaman & Nicobar Island	01.04.2015	510	0	510
2	आंध्र प्रदेश	Andhra Pradesh	01.04.2014	659	6	665
3	अरुणाचल प्रदेश	Arunachal Pradesh	01.04.2015	420	0	420
4	आसाम (शहरी क्षेत्र)	Assam (Urban Areas)	01.12.2013	452	9	461
	(ग्रामीण क्षेत्र)	(Rural Areas)		420	9	429
5	बिहार	Bihar	01.04.2015	626	38	664
6	चंडीगढ़	Chandigarh	01.04.2015	447	11	458
7	छत्तीस गढ़	Chhattishgarh	01.07.2015	469	14	483
8	दादरा एवं नागर हवेली	Dadra & Nagar Haveli	01.04.2014	367	0	367
9	दमन एवं दिव	Daman & Diu	01.04.2014	372	0	372
10	दिल्ली-(बी.वाइ.पी.एल./बी.आर.पी.एल./एन.डी.पी.एल.-टी.पी.डी.डी.एल)	Delhi-(BYPL/BRPL/NDPL-TPDDL)	01.10.2015	898	45	943
11	दिल्ली-(एन.डी.एम.सी.)	Delhi-(NDMC)	01.10.2015	851	43	894
12	गोवा	Goa	01.04.2014	260	70	330
13	गुजरात	Gujarat	01.04.2015	530	53	583
14	गुजरात-(टोरेंट पावर लि., अहमदाबाद)	Gujarat-(Torrent Power Ltd., Ahmedabad)	01.04.2015	497	50	546
15	गुजरात-(टोरेंट पावर लि.,)	Gujarat-(Torrent Power Ltd., Surat)	01.04.2015	482	48	530
16	हरियाणा	Haryana	01.04.2015	595	10	605
17	हिमाचल प्रदेश	Himachal Pradesh	01.04.2015	482	24	506
18	जम्मू व कश्मीर	Jammu & Kashmir	01.04.2015	331	33	364
19	झारखंड	Jharkhand	01.08.2012	606	5	611
20	कर्नाटक	Karnataka	01.05.2014			
		Bruhat Bangalore Mahangara Palike, Municipal Corp.& all Urban Areas under Village Panchayats		538	32	571
				508	31	539
21	केरल	Kerala	16.08.2014	587	52	639
22	लक्षद्वीप	Lakshadweep	01.04.2015	517	0	517
23	मध्य प्रदेश	Madhya Pradesh (Urban Areas)	17.04.2015	743	67	810
		(Rural Areas)		667	60	727
24	महाराष्ट्र	Maharashtra	01.06.2015	572	62	635
25	महाराष्ट्र-मुंबई-(बी.ई.एस.टी.)	Maharashtra - Mumbai-(B.E.S.T)	01.06.2015	992	116	1108
26	महाराष्ट्र-मुंबई-(रिलायंस एनर्जी)	Maharashtra - Mumbai-(Reliance Energy)	01.06.2015	922	110	1031
27	महाराष्ट्र-मुंबई-(टाटा)	Maharashtra - Mumbai-(TATA's)	01.06.2015	844	102	946
28	मणीपुर	Manipur	27.02.2015	348	0	348
29	मिजोरम	Mizoram	01.04.2015	460	0	460
30	मेघालय	Meghalaya	01.04.2013	467	5	472
31	नागालैंड	Nagaland	01.04.2015	520	0	520
32	उड़ीसा	Orissa	01.04.2015	560	22	582
33	पुडुच्चेरी	Puducherry	01.04.2014	438	25	463
34	पंजाब	Punjab	01.04.2015	585	76	661
35	राजस्थान	Rajasthan	01.02.2015	629	65	694
36	सिक्किम	Sikkim (URBAN)	01.04.2015	503	0	503
		(RURAL)		297	0	297
37	तमिल नाडू	Tamil Nadu	12.12.2014	443	22	465
38	त्रिपुरा	Tripura	01.04.2014	740	0	740
39	उत्तराखण्ड	Uttarakhand	01.04.2015	465	20	485
40	उत्तर प्रदेश	Uttar Pradesh (URBAN)	01.04.2015	860	5	865
		(RURAL)		796	5	801
41		West Bengal (URBAN)	01.04.2015	674	17	691
		(RURAL)		662	17	679
42	पश्चिम बंगाल-कोलकत्ता-(सी.ई.एस.सी.)	West Bengal - (CESC Ltd., Kolkata)	01.04.2015	690	17	707
43	पश्चिम बंगाल-(डी.पी.एस.सी.)	West Bengal - (DPSC Ltd.)	01.04.2013	494	12	507
44	पश्चिम बंगाल-दुर्गापुर परियोजना	West Bengal-Durgapur Projects Ltd.	01.04.2015	502	13	514
45	तेलंगाना	Telangana	01.04.2015	694	6	700

सारणी सं० 4 (ख): लघु उद्योग 10 कि०. वा०. (1500 यूनिट/माह)

TABLE NO.4(b): SMALL INDUSTRIES 10 KW (1500 Units/Month)

क्रमांक Sr. No.	युटिलिटी का नाम	Name of Utility	Tariff effective from	Av. Rate (P/KWh)	Duty/Tax (P/KWh)	Total (P/KWh)
1	अंडमान एण्ड निकोबार	Andaman & Nicobar Island	01.04.2015	530	0	530
2	आंध्र प्रदेश	Andhra Pradesh	01.04.2014	656	6	662
3	अरुणाचल प्रदेश	Arunachal Pradesh	01.04.2015	420	0	420
4	आसाम (शहरी क्षेत्र)	Assam (Urban Areas)	01.12.2013	452	9	461
	(ग्रामीण क्षेत्र)	(Rural Areas)		420	9	429
5	बिहार	Bihar	01.04.2015	626	38	664
6	चंडीगढ़	Chandigarh	01.04.2015	447	11	458
7	छत्तीस गढ़	Chhattishgarh	01.07.2015	469	14	483
8	दादरा एवं नागर हवेली	Dadra & Nagar Haveli	01.04.2014	367	0	367
9	दमन एवं दिव	Daman & Diu	01.04.2014	372	0	372
10	दिल्ली-(बी.वाइ.पी.एल./बी.आर.पी.एल./एन.डी.पी.एल.-टी.पी.डी.डी.एल)	Delhi-(BYPL/BRPL/NDPL-TPDDL)	01.10.2015	898	45	943
11	दिल्ली-(एन.डी.एन.सी.)	Delhi-(NDMC)	01.10.2015	851	43	894
12	गोवा	Goa	01.04.2014	260	70	330
13	गुजरात	Gujarat	01.04.2015	530	53	583
14	गुजरात-(टोरेंट पावर लि., अहमदाबाद)	Gujarat-(Torrent Power Ltd., Ahmedabad)	01.04.2015	510	51	561
15	गुजरात-(टोरेंट पावर लि.)	Gujarat-(Torrent Power Ltd., Surat)	01.04.2015	482	48	530
16	हरियाणा	Haryana	01.04.2015	595	10	605
17	हिमाचल प्रदेश	Himachal Pradesh	01.04.2015	476	24	500
18	जम्मू व कश्मीर	Jammu & Kashmir	01.04.2015	331	33	364
19	झारखंड	Jharkhand	01.08.2012	606	5	611
20	कर्नाटक	Karnataka	01.05.2014			
		Bruhat Bangalore Mahangara Palike, Municipal Corp.& all Urban		575	35	610
		Areas under Village Panchayats		545	33	578
21	केरल	Kerala	16.08.2014	587	52	639
22	लक्षद्वीप	Lakshadweep	01.04.2015	517	0	517
23	मध्य प्रदेश	Madhya Pradesh (Urban Areas)	17.04.2015	743	67	810
		(Rural Areas)		667	60	727
24	महाराष्ट्र	Maharashtra	01.06.2015	558	61	619
25	महाराष्ट्र-मुम्बई-(बी.ई.एस.टी.)	Maharashtra - Mumbai-(B.E.S.T)	01.06.2015	1059	122	1181
26	महाराष्ट्र-मुम्बई-(रिलायंस एनर्जी)	Maharashtra - Mumbai-(Reliance Energy)	01.06.2015	903	108	1011
27	महाराष्ट्र-मुम्बई-(टाटा)	Maharashtra - Mumbai-(TATA's)	01.06.2015	825	101	926
28	मणीपुर	Manipur	27.02.2015	348	0	348
29	मिजोरम	Mizoram	01.04.2015	460	0	460
30	मेघालय	Meghalaya	01.04.2013	467	5	472
31	नागालैंड	Nagaland	01.04.2015	550	0	550
32	उड़ीसा	Orissa	01.04.2015	560	22	582
33	पुडुच्चेरी	Puducherry	01.04.2014	441	25	466
34	पंजाब	Punjab	01.04.2015	585	76	661
35	राजस्थान	Rajasthan	01.02.2015	629	65	694
36	सिक्किम	Sikkim (URBAN)	01.04.2015	550	0	550
		(RURAL)		400	0	400
37	तमिल नाडू	Tamil Nadu	12.12.2014	637	32	669
38	त्रिपुरा	Tripura	01.04.2014	740	0	740
39	उत्तराखण्ड	Uttarakhand	01.04.2015	465	20	485
40	उत्तर प्रदेश	Uttar Pradesh (URBAN)	01.04.2015	860	5	865
		(RURAL)		796	5	801
41		West Bengal (URBAN)	01.04.2015	716	18	733
		(RURAL)		702	18	720
42	पश्चिम बंगाल-कोलकत्ता-(सी.ई.एस.सी.)	West Bengal - (CESC Ltd., Kolkata)	01.04.2015	702	18	719
43	पश्चिम बंगाल-(डी.पी.एस.सी.)	West Bengal - (DPSC Ltd.)	01.04.2013	494	12	507
44	पश्चिम बंगाल-दुर्गापुर परियोजना	West Bengal-Durgapur Projects Ltd.	01.04.2015	506	13	518
45	तेलंगाना	Telangana	01.04.2015	690	6	697

- Index of States
- 1 A&N Island
 - 2 Andhra Pradesh
 - 3 Arunachal Pradesh
 - 4 Assam (Urban)
 - 5 Assam (Rural)
 - 6 Bihar
 - 7 Chandigarh
 - 8 Chhattisgarh
 - 9 Dadr&Ngr Haveli
 - 10 Daman & Diu
 - 11 Delhi (BSES/NDPL)
 - 12 Delhi (NDMC)
 - 13 Goa
 - 14 Gujarat
 - 15 Gujarat (Ahmedabad)
 - 16 Gujarat (Surat)
 - 17 Haryana
 - 18 Himachal Pradesh
 - 19 Jammu & Kashmir
 - 20 Jharkhand
 - 21 Karnataka(Non-Rural)
 - 22 Karnataka(Rural)
 - 23 Kerala
 - 24 Lakshadweep
 - 25 MP (Urban)
 - 26 MP (Rural)
 - 27 Maharashtra
 - 28 Maharashtra - Mumbai-(B.E.S.T.)
 - 29 Maharashtra - Mumbai-(Reliance Energy)
 - 30 Maharashtra - Mumbai-(TATA's)
 - 31 Manipur
 - 32 Mizoram
 - 33 Meghalaya
 - 34 Nagaland
 - 35 Orissa
 - 36 Pondicherry
 - 37 Punjab
 - 38 Rajasthan
 - 39 Sikkim (Urban)
 - 40 Sikkim (Rural)
 - 41 Tamil Nadu
 - 42 Tripura
 - 43 Uttaranchal
 - 44 U. P. (Urban)
 - 45 U. P. (Rural)
 - 46 West Bengal (Urban)
 - 47 West Bengal (Rural)
 - 48 W. B. (Kolkata CESC)
 - 49 West Bengal-DPSC
 - 50 West Bengal (DPL)
 - 51 Telangana

Chart 4(a): Small Industries 5 KW (750 Units/ month)

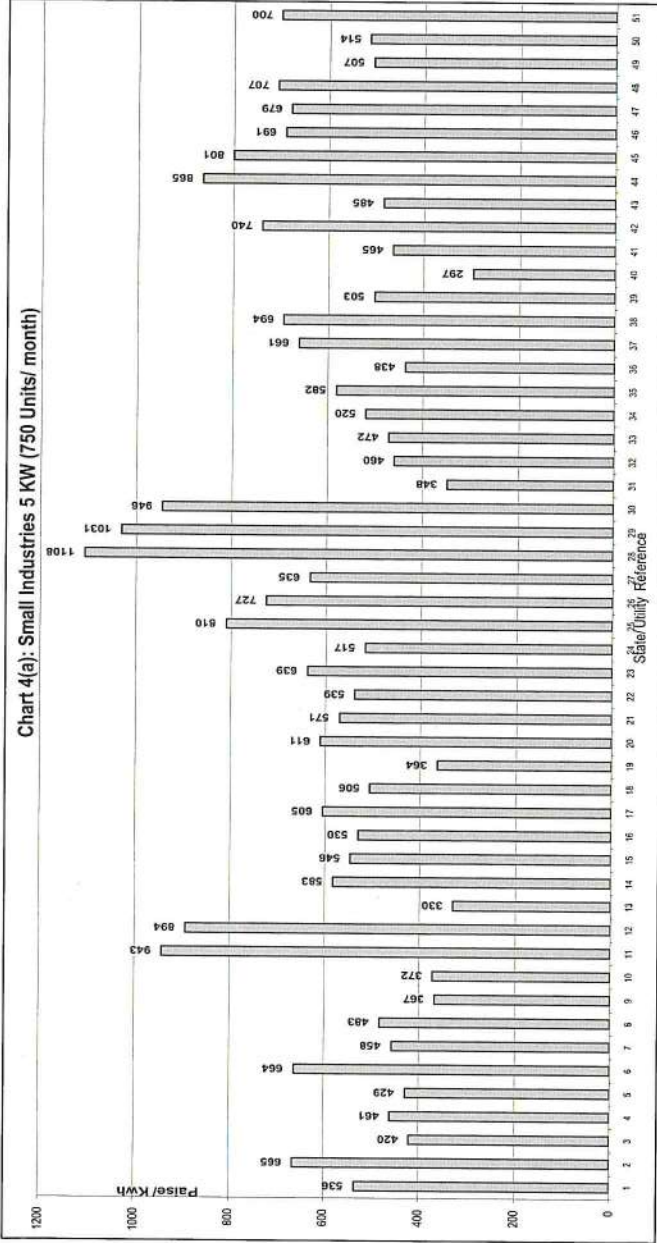
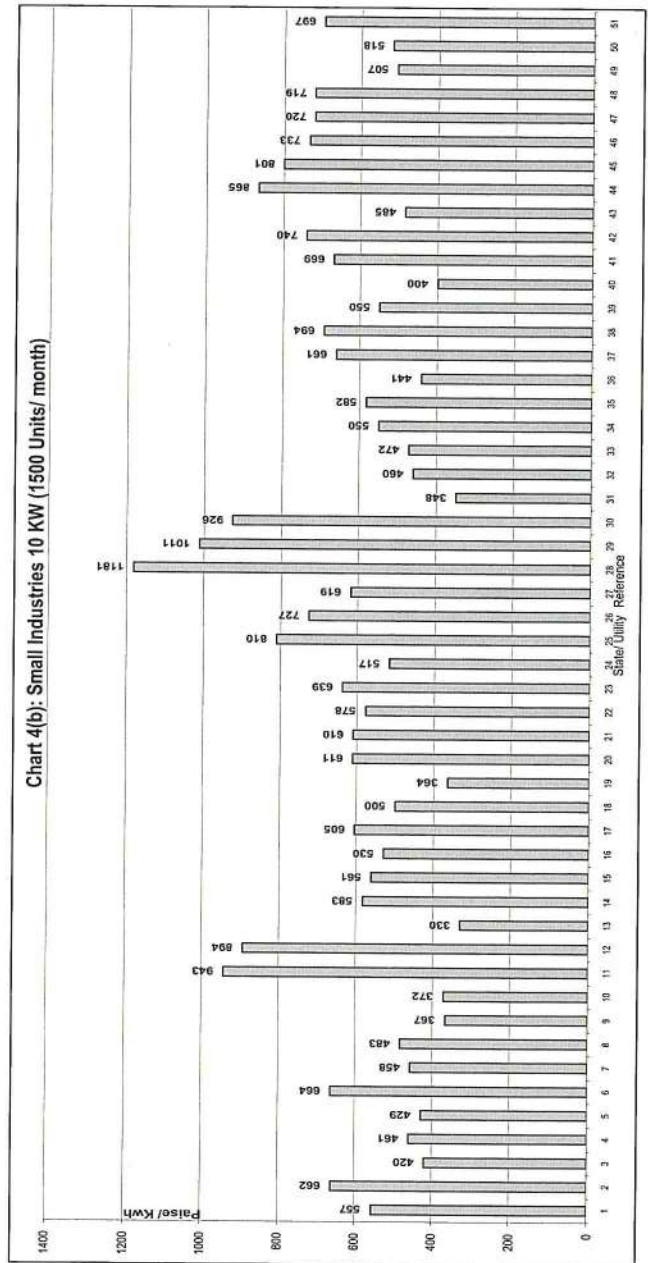


Chart 4(b): Small Industries 10 KW (1500 Units/ month)

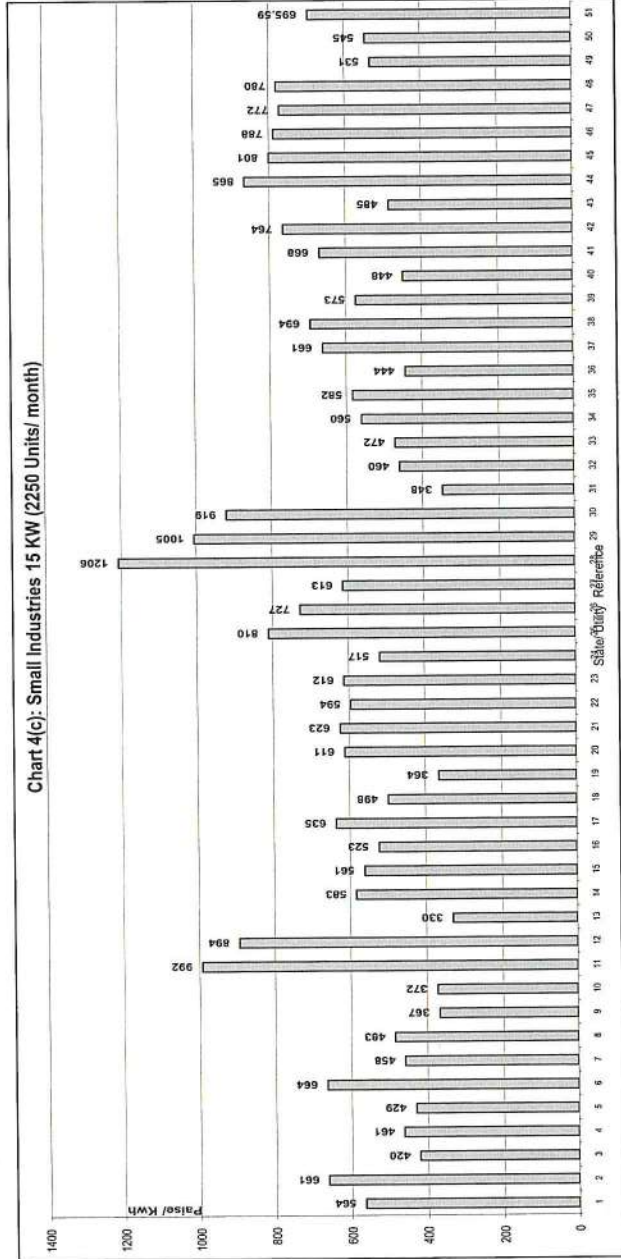


Electricity Tariff & Duty and Average rates of electricity supply in India

सारणी सं० 4 (ग): लघु उद्योग 15 कि०. वा०. (2250 यूनिट/माह)
TABLE NO.4(c): SMALL INDUSTRIES 15 KW (2250 Units/Month)

क्रमांक Sr. No.	युटिलिटी का नाम	Name of Utility	Tariff effective from	Av. Rate (P/KWh)	Duty/Tax (P/KWh)	Total (P/KWh)
1	अंडमान एण्ड निकोबार	Andaman & Nicobar Island	01.04.2015	537	0	537
2	आंध्र प्रदेश	Andhra Pradesh	01.04.2014	655	6	661
3	अरुणाचल प्रदेश	Arunachal Pradesh	01.04.2015	420	0	420
4	आसाम (शहरी क्षेत्र)	Assam (Urban Areas)	01.12.2013	452	9	461
	(ग्रामीण क्षेत्र)	(Rural Areas)		420	9	429
5	बिहार	Bihar	01.04.2015	626	38	664
6	चंडीगढ़	Chandigarh	01.04.2015	447	11	458
7	छत्तीस गढ़	Chhattishgarh	01.07.2015	469	14	483
8	दादरा एवं नागर हवेली	Dadra & Nagar Haveli	01.04.2014	367	0	367
9	दमन एवं दिव	Daman & Diu	01.04.2014	372	0	372
10	दिल्ली-(बी.वाइ.पी.एल./बी.आर.पी.एल./एन.डी.पी.एल.-टी.पी.डी.डी.एल)	Delhi-(BYPL/BRPL/NDPL-TPDDL)	01.10.2015	944	47	992
11	दिल्ली-(एन.डी.एम.सी.)	Delhi-(NDMC)	01.10.2015	851	43	894
12	गोवा	Goa	01.04.2014	260	70	330
13	गुजरात	Gujarat	01.04.2015	530	53	583
14	गुजरात-(टोरेन्ट पावर लि., अहमदाबाद)	Gujarat-(Torrent Power Ltd., Ahmedabad)	01.04.2015	510	51	561
15	गुजरात-(टोरेन्ट पावर लि.)	Gujarat-(Torrent Power Ltd., Surat)	01.04.2015	475	48	523
16	हरियाणा	Haryana	01.04.2015	625	10	635
17	हिमाचल प्रदेश	Himachal Pradesh	01.04.2015	474	24	498
18	जम्मू व कश्मीर	Jammu & Kashmir	01.04.2015	331	33	364
19	झारखंड	Jharkhand	01.08.2012	606	5	611
20	कर्नाटक	Karnataka	01.05.2014			
		Bruhat Bangalore Mahangara Palike, Municipal Corp.& all Urban Areas under Village Panchayats		587	35	623
21	केरल	Kerala	16.08.2014	561	34	594
22	लक्षद्वीप	Lakshadweep	01.04.2015	517	0	517
23	मध्य प्रदेश	Madhya Pradesh (Urban Areas)	17.04.2015	743	67	810
		(Rural Areas)		667	60	727
24	महाराष्ट्र	Maharashtra	01.06.2015	553	60	613
25	महाराष्ट्र-मुम्बई-(बी.ई.एस.टी.)	Maharashtra - Mumbai-(B.E.S.T)	01.06.2015	1081	125	1206
26	महाराष्ट्र-मुम्बई-(रिलायंस एनर्जी)	Maharashtra - Mumbai-(Reliance Energy)	01.06.2015	897	107	1005
27	महाराष्ट्र-मुम्बई-(टाटा)	Maharashtra - Mumbai-(TATA's)	01.06.2015	819	100	919
28	मणीपुर	Manipur	27.02.2015	348	0	348
29	मिजोरम	Mizoram	01.04.2015	460	0	460
30	मेघालय	Meghalaya	01.04.2013	467	5	472
31	नागालैंड	Nagaland	01.04.2015	560	0	560
32	उड़ीसा	Orissa	01.04.2015	560	22	582
33	पुडुच्चेरी	Puducherry	01.04.2014	444	25	469
34	पंजाब	Punjab	01.04.2015	585	76	661
35	राजस्थान	Rajasthan	01.02.2015	629	65	694
36	सिक्किम	Sikkim (URBAN)	01.04.2015	573	0	573
		(RURAL)		448	0	448
37	तमिल नाडू	Tamil Nadu	12.12.2014	637	32	668
38	त्रिपुरा	Tripura	01.04.2014	764	0	764
39	उत्तराखण्ड	Uttarakhand	01.04.2015	465	20	485
40	उत्तर प्रदेश	Uttar Pradesh (URBAN)	01.04.2015	860	5	865
		(RURAL)		796	5	801
41	पश्चिम बंगाल	West Bengal (URBAN)	01.04.2015	733	55	788
		(RURAL)		718	54	772
42	पश्चिम बंगाल-कोलकता-(सी.ई.एस.सी.)	West Bengal - (CESC Ltd., Kolkata)	01.04.2015	725	54	780
43	पश्चिम बंगाल-(डी.पी.एस.सी.)	West Bengal - (DPSC Ltd.)	01.04.2013	494	37	531
44	पश्चिम बंगाल-दुर्गापुर परियोजना	West Bengal-Durgapur Projects Ltd.	01.04.2015	507	38	545
45	तेलंगाना	Telangana	01.04.2015	689	6	696

- Index of States
- 1 A&N Island
 - 2 Andhra Pradesh
 - 3 Arunachal Pradesh
 - 4 Assam (Urban)
 - 5 Assam (Rural)
 - 6 Bihar
 - 7 Chandigarh
 - 8 Chhattisgarh
 - 9 Dadra&Ngr Haveli
 - 10 Daman & Diu
 - 11 Delhi (BSES/NDPL)
 - 12 Delhi (NDMC)
 - 13 Goa
 - 14 Gujarat
 - 15 Gujarat (Ahmadabad)
 - 16 Gujarat (Surat)
 - 17 Haryana
 - 18 Himachal Pradesh
 - 19 Jammu & Kashmir
 - 20 Jharkhand
 - 21 Karnataka(Non-Rural)
 - 22 Karnataka(Rural)
 - 23 Kerala
 - 24 Lakshadweep
 - 25 MP (Urban)
 - 26 MP (Rural)
 - 27 Maharashtra
 - 28 Maharashtra - Mumbai (B.E.S.T.)
 - 29 Maharashtra - Mumbai (Reliance Energy)
 - 30 Maharashtra - Mumbai (TATAs)
 - 31 Manipur
 - 32 Mizoram
 - 33 Meghalaya
 - 34 Nagaland
 - 35 Orissa
 - 36 Pondicherry
 - 37 Punjab
 - 38 Rajasthan
 - 39 Sikkim (Urban)
 - 40 Sikkim (Rural)
 - 41 Tamil Nadu
 - 42 Tripura
 - 43 Uttaranchal
 - 44 U. P. (Urban)
 - 45 U. P. (Rural)
 - 46 West Bengal (Urban)
 - 47 West Bengal (Rural)
 - 48 W. B. (Kolkata CESC)
 - 49 West Bengal-DFSC
 - 50 West Bengal (DPL)
 - 51 Telangana



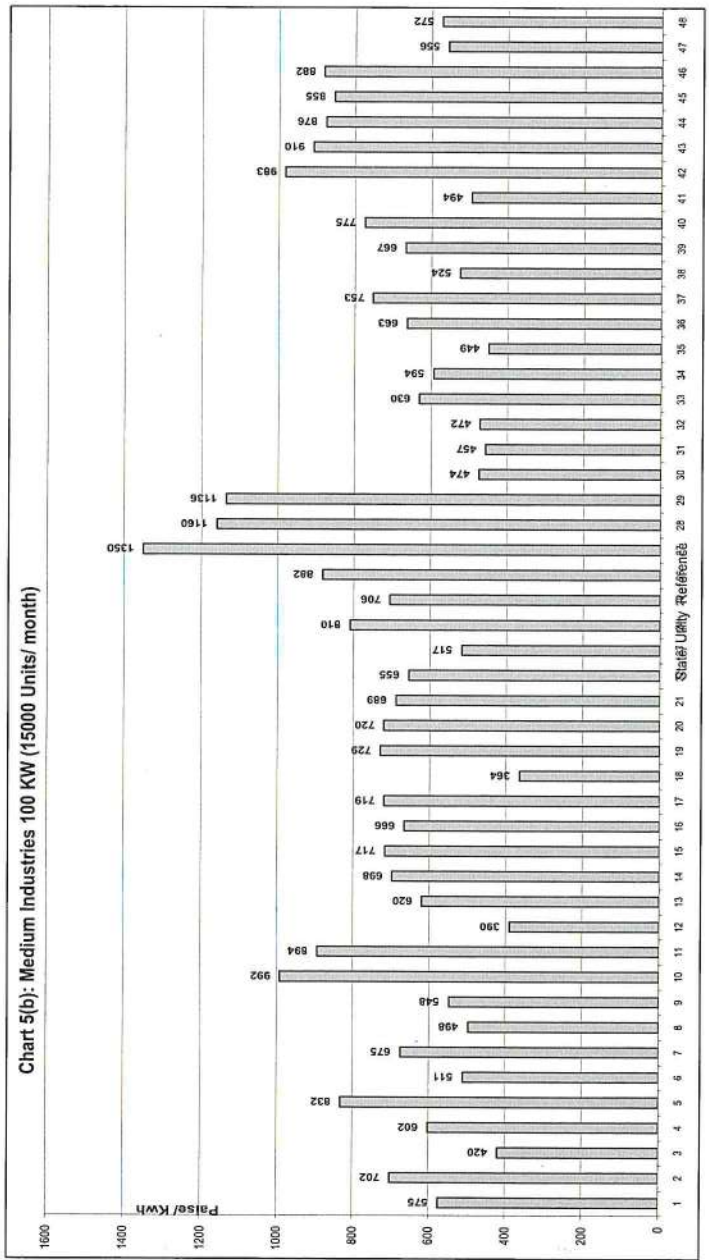
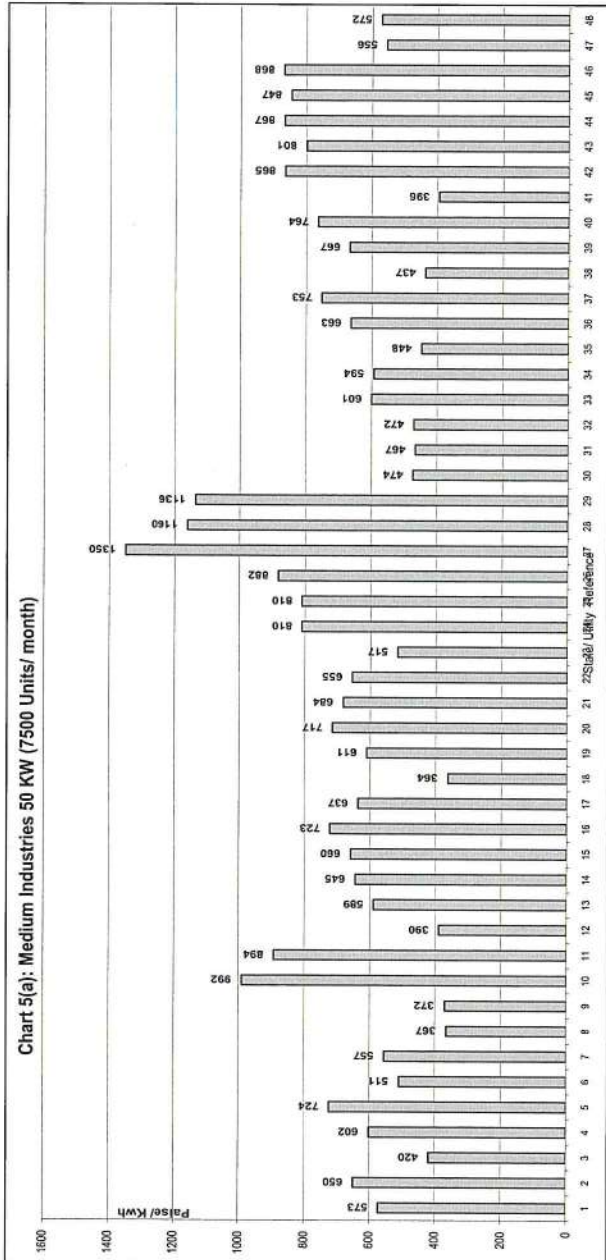
Electricity Tariff & Duty and Average rates of electricity supply in India

सारणी सं० 5 (क): मध्यम उद्योग 50 कि०. वा०. (7500 यूनिट/माह)
TABLE NO.5(a): MEDIUM INDUSTRIES 50 KW (7500 Units/Month)

क्रमांक Sr. No.	युटिलिटी का नाम	Name of Utility	Tariff effective from	Av. Rate (P/KWh)	Duty/Tax (P/KWh)	Total (P/KWh)
1	अंडमान एण्ड निकोबार	Andaman & Nicobar Island	01.04.2015	546		
2	आंध्र प्रदेश	Andhra Pradesh	01.04.2014	644	0	546
3	अरुणाचल प्रदेश	Arunachal Pradesh	01.04.2015	420	6	650
4	आसाम	Assam	01.12.2013	593	0	420
5	बिहार	Bihar	01.04.2015	683	9	602
6	चंडीगढ़	Chandigarh	01.04.2015	500	41	724
7	छत्तीस गढ़	Chhattishgarh	01.07.2015	535	11	511
8	दादरा एवं नागर हवेली	Dadra & Nagar Haveli	01.04.2014	367	21	557
9	दमन एवं दिव	Daman & Diu	01.04.2014	372	0	367
10	दिल्ली-(बी.वाइ.पी.एल./बी.आर.पी.एल./एन.डी.पी.एल.-टी.पी.डी.डी.एल)	Delhi-(BYPL/BRPL/NDPL-TPDDL)	01.10.2015	944	0	372
11	दिल्ली-(एन.डी.एम.सी.)	Delhi-(NDMC)	01.10.2015	851	47	992
12	गोवा	Goa	01.04.2014	320	43	894
13	गुजरात	Gujarat	01.04.2015	535	70	390
14	गुजरात-(टोरेन्ट पावर लि., अहमदाबाद)	Gujarat-(Torrent Power Ltd., Ahmedabad)	01.04.2015	587	54	589
15	गुजरात-(टोरेन्ट पावर लि.,)	Gujarat-(Torrent Power Ltd., Surat)	01.04.2015	600	59	645
16	हरियाणा	Haryana	01.04.2015	713	60	660
17	हिमाचल प्रदेश	Himachal Pradesh	01.04.2015	574	10	723
18	जम्मू व कश्मीर	Jammu & Kashmir	01.04.2015	331	63	637
19	झारखंड	Jharkhand	01.08.2012	606	33	364
20	कर्नाटक	Karnataka	01.05.2014		5	611
		Bruhat Bangalore Mahangara Palike, Municipal Corp.& all Urban Areas under Village Panchayats		676	41	717
21	केरल	Kerala	16.08.2014	645	39	684
22	लक्षद्वीप	Lakshadweep	01.04.2015	603	52	655
23	मध्य प्रदेश	Madhya Pradesh (Urban Areas)	17.04.2015	517	0	517
		(Rural Areas)		743	67	810
24	महाराष्ट्र	Maharashtra	01.06.2015	743	67	810
25	महाराष्ट्र-मुम्बई-(बी.ई.एस.टी.)	Maharashtra - Mumbai-(B.E.S.T)	01.06.2015	799	83	882
26	महाराष्ट्र-मुम्बई-(रिलायंस एनर्जी)	Maharashtra - Mumbai-(Reliance Energy)	01.06.2015	1213	137	1350
27	महाराष्ट्र-मुम्बई-(टाटा)	Maharashtra - Mumbai-(TATA's)	01.06.2015	1039	121	1160
28	मणिपुर	Manipur	27.02.2015	1017	119	1136
29	मिजोरम	Mizoram	01.04.2015	474	0	474
30	मेघालय	Meghalaya	01.04.2015	467	0	467
31	नागालैंड	Nagaland	01.04.2013	467	5	472
32	उड़ीसा	Orissa	01.04.2015	601	0	601
33	पुडुच्चेरी	Puduchery	01.04.2015	560	34	594
34	पंजाब	Punjab	01.04.2014	448	25	473
35	राजस्थान	Rajasthan	01.04.2015	587	76	663
36	सिक्किम	Sikkim (AT 11 KV)	01.02.2015	688	65	753
37	तमिल नाडू	Tamil Nadu	01.04.2015	437	0	437
38	त्रिपुरा	Tripura	12.12.2014	635	32	667
39	उत्तराखण्ड	Uttarakhand	01.04.2014	764	0	764
40	उत्तर प्रदेश	Uttar Pradesh (URBAN)	01.04.2015	376	20	396
		(RURAL)		796	5	801
41	पश्चिम बंगाल	West Bengal (URBAN)	01.04.2015	771	96	867
		(RURAL)		753	94	847
42	पश्चिम बंगाल-कोलकता-(सी.ई.एस.सी.)	West Bengal - (CESC Ltd., Kolkata)	01.04.2015	772	96	868
43	पश्चिम बंगाल-(डी.पी.एस.सी.)	West Bengal - (DPSC Ltd.)	01.04.2013	494	62	556
44	पश्चिम बंगाल-दुर्गापुर परियोजना	West Bengal-Durgapur Projects Ltd.	01.04.2015	508	64	572
45	तेलंगाना	Telangana	01.04.2015	677	6	684

सारणी सं० 5 (ख): मध्यम उद्योग 100 कि०. वा०. (15000 यूनिट/माह)
TABLE NO.5(b): MEDIUM INDUSTRIES 100 KW (15000 Units/Month)

क्रमांक Sr. No.	युटिलिटी का नाम	Name of Utility	Tariff effective from	Av. Rate (P/KWh)	Duty/Tax (P/KWh)	Total (P/KWh)
1	अंडमान एण्ड निकोबार	Andaman & Nicobar Island	01.04.2015	548	0	548
2	आंध्र प्रदेश	Andhra Pradesh	01.04.2014	696	6	702
3	अरुणाचल प्रदेश	Arunachal Pradesh	01.04.2015	420	0	420
4	आसाम	Assam	01.12.2013	593	9	602
5	बिहार	Bihar	01.04.2015	785	47	832
6	चंडीगढ़	Chandigarh	01.04.2015	500	11	511
7	छत्तीस गढ़	Chhattishgarh	01.07.2015	637	38	675
8	दादरा एवं नागर हवेली	Dadra & Nagar Haveli (AT 11 KV)	01.04.2014	498	0	498
9	दमन एवं दिव	Daman & Diu	01.04.2014	548	0	548
10	दिल्ली-(बी.वाइ.पी.एल./बी.आर.पी.एल./एन.डी.पी.एल.-टी.पी.डी.डी.एल)	Delhi-(BYPL/BRPL/NDPL-TPDDL)	01.10.2015	944	47	992
11	दिल्ली-(एन.डी.एम.सी.)	Delhi-(NDMC)	01.10.2015	851	43	894
12	गोवा	Goa	01.04.2014	320	70	390
13	गुजरात	Gujarat	01.04.2015	563	56	620
14	गुजरात-(टोरेन्ट पावर लि., अहमदाबाद)	Gujarat-(Torrent Power Ltd., Ahmedabad)	01.04.2015	634	63	698
15	गुजरात-(टोरेन्ट पावर लि.)	Gujarat-(Torrent Power Ltd., Surat)	01.04.2015	652	65	717
16	हरियाणा	Haryana	01.04.2015	656	10	666
17	हिमाचल प्रदेश	Himachal Pradesh	01.04.2015	648	71	719
18	जम्मू व कश्मीर	Jammu & Kashmir	01.04.2015	331	33	364
19	झारखंड	Jharkhand	01.08.2012	724	5	729
20	कर्नाटक	Karnataka	01.05.2014			
		Bruhat Bangalore Mahangara Palike, Municipal Corp.& all Urban		680	41	720
		Areas under Village Panchayats		650	39	689
21	केरल	Kerala	16.08.2014	603	52	655
22	लक्षद्वीप	Lakshadweep	01.04.2015	517	0	517
23	मध्य प्रदेश	Madhya Pradesh (Urban Areas)	17.04.2015	743	67	810
		(Rural Areas)		647	58	706
24	महाराष्ट्र	Maharashtra	01.06.2015	799	83	882
25	महाराष्ट्र-मुम्बई-(बी.ई.एस.टी.)	Maharashtra - Mumbai-(B.E.S.T)	01.06.2015	1213	137	1350
26	महाराष्ट्र-मुम्बई-(रिलायंस एनर्जी)	Maharashtra - Mumbai-(Reliance Energy)	01.06.2015	1039	121	1160
27	महाराष्ट्र-मुम्बई-(टाटा)	Maharashtra - Mumbai-(TATA's)	01.06.2015	1017	119	1136
28	मणिपुर	Manipur	27.02.2015	474	0	474
29	मिजोरम	Mizoram	01.04.2015	457	0	457
30	मेघालय	Meghalaya	01.04.2013	467	5	472
31	नागालैंड	Nagaland	01.04.2015	630	0	630
32	उड़ीसा	Orissa	01.04.2015	560	34	594
33	पुडुच्चेरी	Puducherry	01.04.2014	449	25	474
34	पंजाब	Punjab	01.04.2015	587	76	663
35	राजस्थान	Rajasthan	01.02.2015	688	65	753
36	सिक्किम	Sikkim (AT 11 KV)	01.04.2015	524	0	524
37	तमिल नाडू	Tamil Nadu	12.12.2014	635	32	667
38	त्रिपुरा	Tripura	01.04.2014	775	0	775
39	उत्तराखण्ड	Uttarakhand	01.04.2015	469	25	494
40	उत्तर प्रदेश	Uttar Pradesh (URBAN)	01.04.2015	978	5	983
		(RURAL)		905	5	910
41	पश्चिम बंगाल	West Bengal (URBAN)	01.04.2015	779	97	876
		(RURAL)		760	95	855
42	पश्चिम बंगाल-कोलकत्ता-(सी.ई.एस.सी.)	West Bengal - (CESC Ltd., Kolkata)	01.04.2015	784	98	882
43	पश्चिम बंगाल-(डी.पी.एस.सी.)	West Bengal - (DPSC Ltd.)	01.04.2013	494	62	556
44	पश्चिम बंगाल-दुर्गापुर परियोजना	West Bengal-Durgapur Projects Ltd.	01.04.2015	509	64	572
45	तेलंगाना	Telangana	01.04.2015	733	6	739



Index of States

- 1 A&N Island
- 2 Andhra Pradesh
- 3 Arunachal Pradesh
- 4 Assam
- 5 Bihar
- 6 Chandigarh
- 7 Chhattisgarh
- 8 Dadra&Ngr Haveli
- 9 Daman & Diu
- 10 Delhi (BSES/NDPL)
- 11 Delhi (NDMC)
- 12 Goa
- 13 Gujarat
- 14 Gujarat (Ahmedabad)
- 15 Gujarat (Surat)
- 16 Haryana
- 17 Himachal Pradesh
- 18 Jammu & Kashmir
- 19 Jharkhand
- 20 Karnataka(Bangalore Metro)
- 21 Karnataka(Other Areas)
- 22 Kerala
- 23 Lakshadweep
- 24 MP (Urban)
- 25 MP (Rural)
- 26 Maharashtra
- 27 Maharashtra - Mumbai-(B.E.S.T)
- 28 Maharashtra - Mumbai-(Reliance Energy)
- 29 Maharashtra - Mumbai-(TATA's)
- 30 Manipur
- 31 Mizoram
- 32 Meghalaya
- 33 Nagaland
- 34 Orissa
- 35 Pondicherry
- 36 Punjab
- 37 Rajasthan
- 38 Sikkim
- 39 Tamil Nadu
- 40 Tripura
- 41 Uttaranchal
- 42 U. P. (Urban)
- 43 U. P. (Rural)
- 44 West Bengal (Urban)
- 45 West Bengal (Rural)
- 46 W. B. (Kolkata CESC)
- 47 West Bengal-DFSC
- 48 West Bengal (DPL)
- 49 Telangana

सारणी सं० 6 (क): बड़े उद्योग 250 कि०. वा०. 40% भार गुणाक (73000 यूनिट/माह) (11 कि०. वो०. पर)
TABLE NO.6(a): LARGE INDUSTRIES 250 KW 40% LF (73000 Units/Month) (AT 11 KV)

क्रमांक Sr. No.	युटिलिटी का नाम	Name of Utility	Tariff effective from	Av. Rate (P/KWh)	Duty/Tax (P/KWh)	Total (P/KWh)
1	आंध्र प्रदेश	Andhra Pradesh	01.04.2014	731	6	737
2	अरुणाचल प्रदेश	Arunachal Pradesh	01.04.2015	375	0	375
3	आसाम	Assam	01.12.2013	587	8	595
4	बिहार	Bihar	01.04.2015	688	41	729
5	चंडीगढ़	Chandigarh	01.04.2015	496	11	507
6	छत्तीस गढ़	Chhattishgarh	01.07.2015	556	111	667
7	दादरा एवं नागर हवेली	Dadra & Nagar Haveli	01.04.2014	460	0	460
8	दमन एवं दिव	Daman & Diu	01.04.2014	510	0	510
9	दिल्ली-(बी.वाइ.पी.एल./बी.आर.पी.एल./एन.डी.पी.एल.-टी.पी.डी.डी.एल)	Delhi-(BYPL/BRPL/NDPL-TPDDL)	01.10.2015	870	43	913
10	दिल्ली-(एन.डी.एम.सी.)	Delhi-(NDMC)	01.10.2015	892	45	936
11	गोवा	Goa	01.04.2014	406	70	476
12	गुजरात	Gujarat	01.04.2015	484	73	557
13	गुजरात-(टोरेन्ट पावर लि., अहमदाबाद)	Gujarat-(Torrent Power Ltd., Ahmedabad)	01.04.2015	534	71	543
14	गुजरात-(टोरेन्ट पावर लि.)	Gujarat-(Torrent Power Ltd., Surat)	01.04.2015	545	82	626
15	हरियाणा	Haryana	01.04.2015	591	10	601
16	हिमाचल प्रदेश	Himachal Pradesh	01.04.2015	576	63	639
17	जम्मू व कश्मीर	Jammu & Kashmir	01.04.2015	368	37	404
18	झारखंड	Jharkhand	01.08.2012	635	5	640
19	कर्नाटक	Karnataka	01.05.2014			
		Bruhat Bangalore Mahangara Palike, Municipal Corp.& all Urban		643	39	682
		Areas under Village Panchayats		635	38	673
20	केरल	Kerala	16.08.2014	634	10	644
21	लक्षद्वीप	Lakshadweep	01.04.2015	698	0	698
22	मध्य प्रदेश	Madhya Pradesh	17.04.2015	682	102	784
23	महाराष्ट्र	Maharashtra (Continious Industries)	01.06.2015	805	84	889
		(Non-continious Industries)		755	79	834
24	महाराष्ट्र-मुम्बई-(बी.ई.एस.टी.)	Maharastra - Mumbai-(B.E.S.T)	01.06.2015	1035	120	1155
25	महाराष्ट्र-मुम्बई-(रिलायंस एनर्जी)	Maharastra - Mumbai-(Reliance Energy)	01.06.2015	1009	118	1127
26	महाराष्ट्र-मुम्बई-(टाटा)	Maharastra - Mumbai-(TATA's)	01.06.2015	1013	118	1131
27	मणीपुर	Manipur	27.02.2015	503	0	503
28	मिजोरम	Mizoram	01.04.2015	434	0	434
29	मेघालय	Meghalaya	01.04.2013	502	4	505
30	नागालैंड	Nagaland	01.04.2015	654	0	654
31	उड़ीसा	Orissa	01.04.2015	598	25	536
32	पुडुच्चेरी	Puducherry	01.04.2014	511	0	511
33	पंजाब	Punjab	01.04.2015	614	80	694
34	राजस्थान	Rajasthan	01.02.2015	715	65	780
35	सिक्किम	Sikkim	01.04.2015	497	0	497
36	तमिल नाडू	Tamil Nadu	12.12.2014	768	38	807
37	उत्तराखण्ड	Uttarakhand	01.04.2015	493	25	518
38	उत्तर प्रदेश	Uttar Pradesh (URBAN)	01.04.2015	883	5	888
		(RURAL)		817	5	822
39	पश्चिम बंगाल	West Bengal	01.04.2015	808	121	929
40	पश्चिम बंगाल-कोलकत्ता-(सी.ई.एस.सी.)	West Bengal - (CESC Ltd., Kolkata)	01.04.2015	775	116	891
41	पश्चिम बंगाल-(डी.पी.एस.सी.)	West Bengal - (DPSC Ltd.)	01.04.2013	620	93	713
42	पश्चिम बंगाल-दुर्गापुर परियोजना	West Bengal-Durgapur Projects Ltd.	01.04.2015	555	83	638
43	तेलंगाना	Telangana	01.04.2015	766	6	773

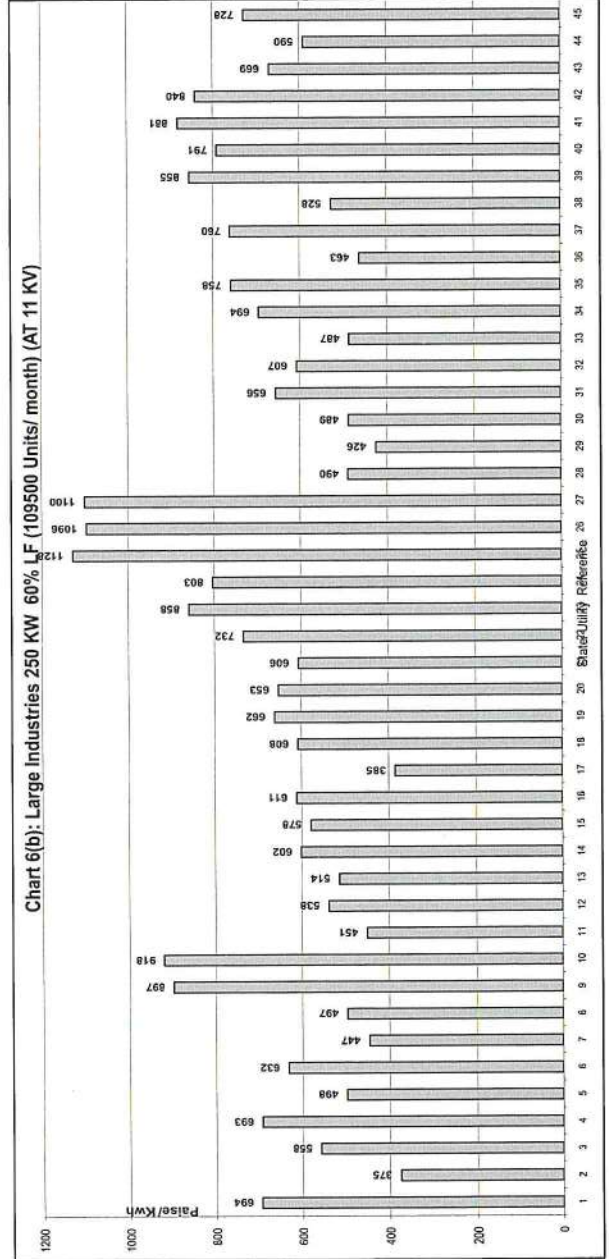
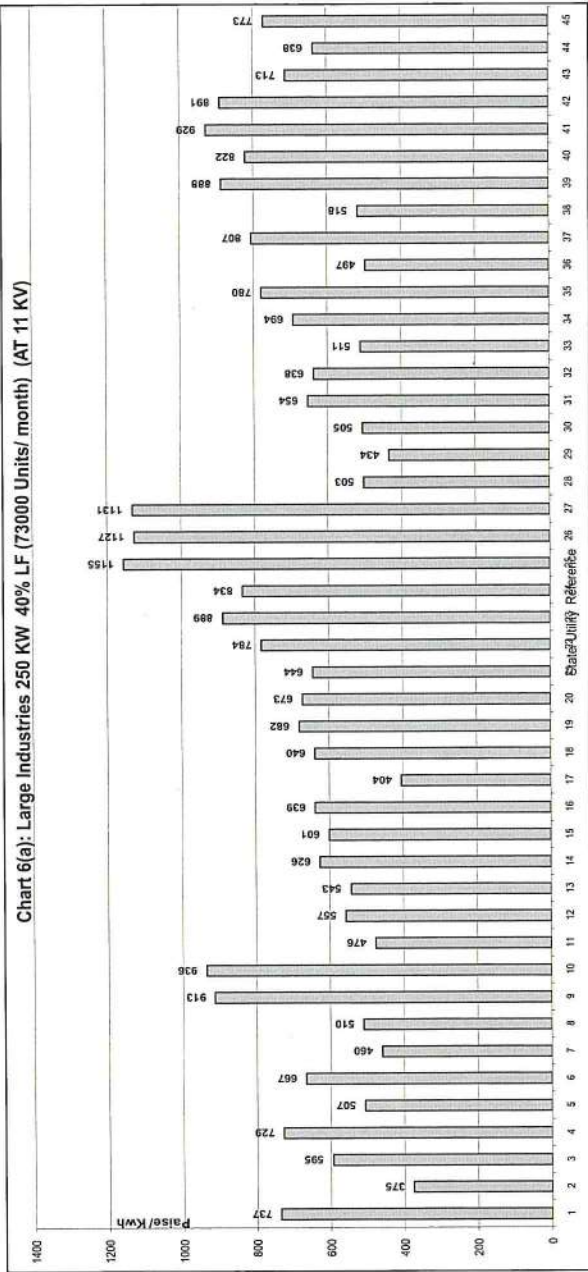
Electricity Tariff & Duty and Average rates of electricity supply in India

सारणी सं० 6 (ख): बड़े उद्योग 250 कि०. वा०. 60% भार गुणाक (109500 यूनिट/माह) (11 कि०. वो०. पर)

TABLE NO.6(b): LARGE INDUSTRIES 250 KW 60% LF (109500 Units/Month) (AT 11 KV)

क्रमांक Sr. No.	युटिलिटी का नाम	Name of Utility	Tariff effective from	Av. Rate (P/KWh)	Duty/Tax (P/KWh)	Total (P/KWh)
1	आंध्र प्रदेश	Andhra Pradesh	01.04.2014	688	6	694
2	अरुणाचल प्रदेश	Arunachal Pradesh	01.04.2015	375	0	375
3	आसाम	Assam	01.12.2013	551	8	558
4	बिहार	Bihar	01.04.2015	653	39	693
5	चंडीगढ़	Chandigarh	01.04.2015	487	11	498
6	छत्तीस गढ़	Chhattishgarh	01.07.2015	527	105	632
7	दादरा एवं नागर हवेली	Dadra & Nagar Haveli	01.04.2014	447	0	447
8	दमन एवं दिव	Daman & Diu	01.04.2014	497	0	497
9	दिल्ली-(बी.घाइ.पी.एल./बी.आर.पी.एल./एन.डी.पी.एल.-टी.पी.डी.डी.एल)	Delhi-(BYPL/BRPL/NDPL-TPDDL)	01.10.2015	854	43	897
10	दिल्ली-(एन.डी.एम.सी.)	Delhi-(NDMC)	01.10.2015	875	44	918
11	गोवा	Goa	01.04.2014	381	70	451
12	गुजरात	Gujarat	01.04.2015	468	70	538
13	गुजरात-(टोरेन्ट पावर लि., अहमदाबाद)	Gujarat-(Torrent Power Ltd., Ahmedabad)	01.04.2015	503	67	514
14	गुजरात-(टोरेन्ट पावर लि.)	Gujarat-(Torrent Power Ltd., Surat)	01.04.2015	523	78	602
15	हरियाणा	Haryana	01.04.2015	568	10	578
16	हिमाचल प्रदेश	Himachal Pradesh	01.04.2015	551	61	611
17	जम्मू व कश्मीर	Jammu & Kashmir	01.04.2015	350	35	385
18	झारखंड	Jharkhand	01.08.2012	603	5	608
19	कर्नाटक	Karnataka	01.05.2014			
		Bruhat Bangalore Mahangara Palike, Municipal Corp.& all Urban		624	37	662
		Areas under Village Panchayats		616	37	653
20	केरल	Kerala	16.08.2014	596	10	606
21	लक्षद्वीप	Lakshadweep	01.04.2015	685	0	685
22	मध्य प्रदेश	Madhya Pradesh	17.04.2015	637	96	732
23	महाराष्ट्र	Maharashtra (Continious Industries)	01.06.2015	777	81	858
		(Non-continious Industries)		727	77	803
24	महाराष्ट्र-मुम्बई-(बी.ई.एस.टी.)	Maharashtra - Mumbai-(B.E.S.T)	01.06.2015	1010	118	1128
25	महाराष्ट्र-मुम्बई-(रिलायंस एनर्जी)	Maharashtra - Mumbai-(Reliance Energy)	01.06.2015	981	115	1096
26	महाराष्ट्र-मुम्बई-(टाटा)	Maharashtra - Mumbai-(TATA's)	01.06.2015	985	116	1100
27	मणीपुर	Manipur	27.02.2015	490	0	490
28	मिजोरम	Mizoram	01.04.2015	426	0	426
29	मेघालय	Meghalaya	01.04.2013	486	4	489
30	नागालैंड	Nagaland	01.04.2015	656	0	656
31	उड़ीसा	Orissa	01.04.2015	567	40	607
32	पुडूचेरी	Puducherry	01.04.2014	487	25	512
33	पंजाब	Punjab	01.04.2015	614	80	694
34	राजस्थान	Rajasthan	01.02.2015	693	65	758
35	सिक्किम	Sikkim	01.04.2015	463	0	463
36	तमिल नाडू	Tamil Nadu	12.12.2014	724	36	760
37	उत्तराखण्ड	Uttarakhand	01.04.2015	503	25	528
38	उत्तर प्रदेश	Uttar Pradesh (URBAN)	01.04.2015	850	5	855
		(RURAL)		786	5	791
39	पश्चिम बंगाल	West Bengal	01.04.2015	766	115	881
40	पश्चिम बंगाल-कोलकत्ता-(सी.ई.एस.सी.)	West Bengal - (CESC Ltd., Kolkata)	01.04.2015	730	110	840
41	पश्चिम बंगाल-(डी.पी.एस.सी.)	West Bengal - (DPSC Ltd.)	01.04.2013	582	87	669
42	पश्चिम बंगाल-दुर्गापुर परियोजना	West Bengal-Durgapur Projects Ltd.	01.04.2015	513	77	590
43	तेलंगाना	Telangana	01.04.2015	721	6	728

- Index of States
- 1 Andhra Pradesh
 - 2 Arunachal Pradesh
 - 3 Assam
 - 4 Bihar
 - 5 Chandigarh
 - 6 Chhattisgarh
 - 7 Dadri&Ngr Havelli
 - 8 Daman & Diu
 - 9 Delhi (BSES/NDPL)
 - 10 Delhi (NDMC)
 - 11 Goa
 - 12 Gujarat
 - 13 Gujarat (Ahmadabad)
 - 14 Gujarat (Surat)
 - 15 Haryana
 - 16 Himachal Pradesh
 - 17 Jammu & Kashmir
 - 18 Jharkhand
 - 19 Karnataka(Bangalore Metro)
 - 20 Karnataka(Other Areas)
 - 21 Kerala
 - 22 M. P.
 - 23 Maharashtra (Continuous)
 - 24 Maharashtra (Non-Continuous)
 - 25 Maharashtra - Mumbai-(B.E.S.T)
 - 26 Maharashtra - Mumbai-(Reliance Energy)
 - 27 Maharashtra - Mumbai-(TATA's)
 - 28 Manipur
 - 29 Mizoram
 - 30 Meghalaya
 - 31 Nagaland
 - 32 Orissa
 - 33 Pondicherry
 - 34 Punjab
 - 35 Rajasthan
 - 36 Sikkim
 - 37 Tamil Nadu
 - 38 Uttaranchal
 - 39 U. P. (Urban)
 - 40 U. P. (Rural)
 - 41 West Bengal
 - 42 W. B. (Kolkata CESC)
 - 43 West Bengal-DPSC
 - 44 West Bengal (DPL)
 - 45 Telangana



Electricity Tariff & Duty and Average rates of electricity supply in India

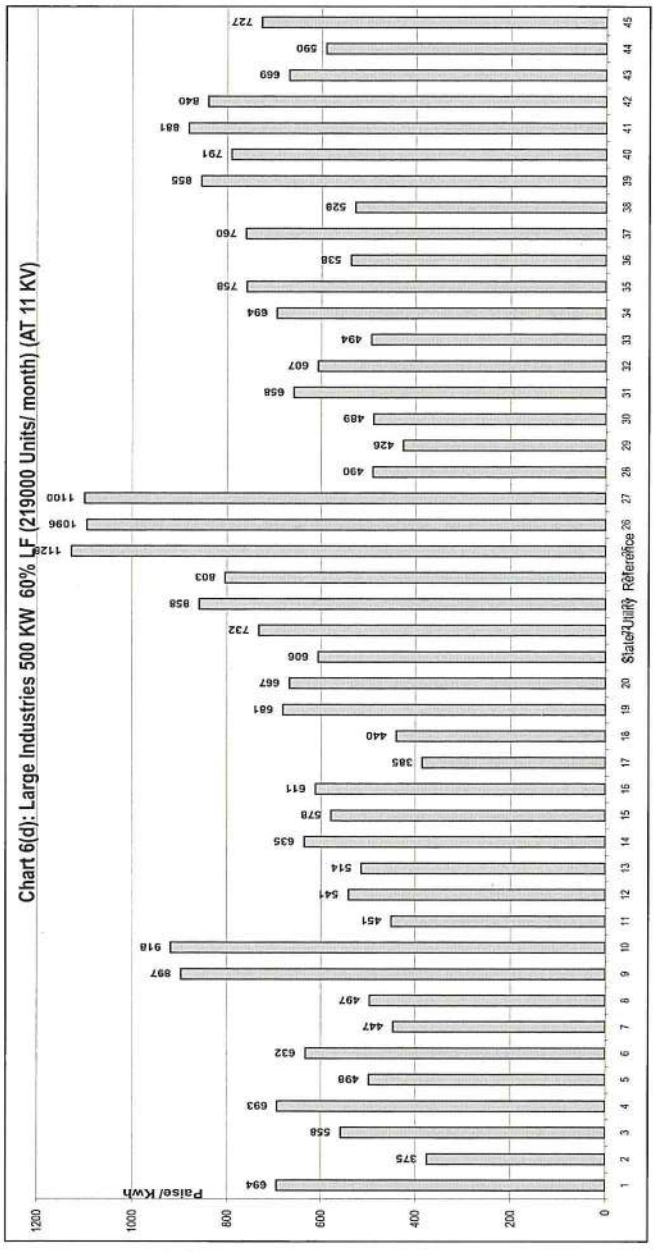
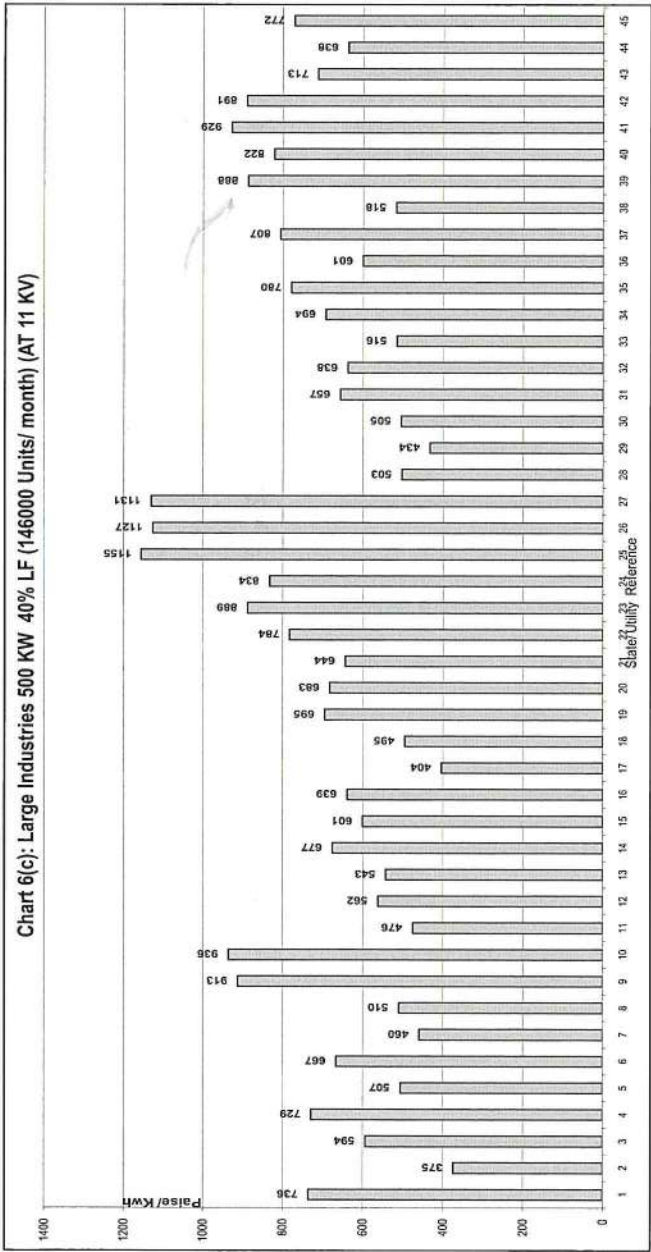
**सारणी सं० 6 (ग): बड़े उद्योग 500 कि०. वा०. 40% भार गुणाक (146000 यूनिट/माह) (11 कि०. वो०. पर)
TABLE NO.6(c): LARGE INDUSTRIES 500 KW 40% LF (146000 Units/Month) (AT 11 KV)**

क्रमांक Sr. No.	युटिलिटी का नाम	Name of Utility	Tariff effective from	Av. Rate (P/KWh)	Duty/Tax (P/KWh)	Total (P/KWh)
1	आंध्र प्रदेश	Andhra Pradesh	01.04.2014	730	6	736
2	अरुणाचल प्रदेश	Arunachal Pradesh	01.04.2015	375	0	375
3	आसाम	Assam	01.12.2013	587	7	594
4	बिहार	Bihar	01.04.2015	688	41	729
5	चंडीगढ़	Chandigarh	01.04.2015	496	11	507
6	छत्तीस गढ़	Chhattishgarh	01.07.2015	556	111	667
7	दादरा एवं नागर हवेली	Dadra & Nagar Haveli	01.04.2014	460	0	460
8	दमन एवं दिव	Daman & Diu	01.04.2014	510	0	510
9	दिल्ली-(बी.वाइ.पी.एल./ बी.आर.पी.एल./ एन.डी.पी.एल.-टी.पी.डी.डी.एल)	Delhi-(BYPL/BRPL/NDPL-TPDDL)	01.10.2015	870	43	913
10	दिल्ली-(एन.डी.एम.सी.)	Delhi-(NDMC)	01.10.2015	892	45	936
11	गोवा	Goa	01.04.2014	406	70	476
12	गुजरात	Gujarat	01.04.2015	489	73	562
13	गुजरात-(टोरेन्ट पावर लि., अहमदाबाद)	Gujarat-(Torrent Power Ltd., Ahmedabad)	01.04.2015	534	71	543
14	गुजरात-(टोरेन्ट पावर लि.)	Gujarat-(Torrent Power Ltd., Surat)	01.04.2015	588	88	677
15	हरियाणा	Haryana	01.04.2015	591	10	601
16	हिमाचल प्रदेश	Himachal Pradesh	01.04.2015	576	63	639
17	जम्मू व कश्मीर	Jammu & Kashmir	01.04.2015	368	37	404
18	झारखंड	Jharkhand	01.08.2012	490	5	495
19	कर्नाटक	Karnataka	01.05.2014			
		Bruhat Bangalore Mahangara Palike, Municipal Corp.& all Urban		656	39	695
		Areas under Village Panchayats		644	39	683
20	केरल	Kerala	16.08.2014	634	10	644
21	लक्षद्वीप	Lakshadweep	01.04.2015	698	0	698
22	मध्य प्रदेश	Madhya Pradesh	17.04.2015	682	102	784
23	महाराष्ट्र	Maharashtra (Continious Industries)	01.06.2015	805	84	889
		(Non-continious Industries)		755	79	834
24	महाराष्ट्र-मुम्बई-(बी.ई.एस.टी.)	Maharastra - Mumbai-(B.E.S.T)	01.06.2015	1035	120	1155
25	महाराष्ट्र-मुम्बई-(रिलायंस एनर्जी)	Maharastra - Mumbai-(Reliance Energy)	01.06.2015	1009	118	1127
26	महाराष्ट्र-मुम्बई-(टाटा)	Maharastra - Mumbai-(TATA's)	01.06.2015	1013	118	1131
27	मणिपुर	Manipur	27.02.2015	503	0	503
28	मिजोरम	Mizoram	01.04.2015	434	0	434
29	मेघालय	Meghalaya	01.04.2013	502	3	505
30	नागालैंड	Nagaland	01.04.2015	657	0	657
31	उड़ीसा	Orissa	01.04.2015	598	40	638
32	पुडुच्चेरी	Puducherry	01.04.2014	516	25	541
33	पंजाब	Punjab	01.04.2015	614	80	694
34	राजस्थान	Rajasthan	01.02.2015	715	65	780
35	सिक्किम	Sikkim	01.04.2015	601	0	601
36	तमिल नाडू	Tamil Nadu	12.12.2014	768	38	807
37	उत्तराखण्ड	Uttarakhand	01.04.2015	493	25	518
38	उत्तर प्रदेश	Uttar Pradesh (URBAN)	01.04.2015	883	5	888
		(RURAL)		817	5	822
39	पश्चिम बंगाल	West Bengal	01.04.2015	808	121	929
40	पश्चिम बंगाल-कोलकता-(सी.ई.एस.सी.)	West Bengal - (CESC Ltd., Kolkata)	01.04.2015	775	116	891
41	पश्चिम बंगाल-(डी.पी.एस.सी.)	West Bengal - (DPSC Ltd.)	01.04.2013	620	93	713
42	पश्चिम बंगाल-दुर्गापुर परियोजना	West Bengal-Durgapur Projects Ltd.	01.04.2015	555	83	638
43	तेलंगाना	Telangana	01.04.2015	765	6	772

सारणी सं० 6 (घ): बड़े उद्योग 500 कि०. वा०. 60% मार गुणाक (219000 यूनिट/माह) (11 कि०. वो०. पर)
TABLE NO.6(d): LARGE INDUSTRIES 500 KW 60% LF (219000 Units/Month) (AT 11 KV)

क्रमांक Sr. No.	युटिलिटी का नाम	Name of Utility	Tariff effective from	Av. Rate (P/KWh)	Duty/Tax (P/KWh)	Total (P/KWh)
1	आंध्र प्रदेश	Andhra Pradesh	01.04.2014	688	6	694
2	अरुणाचल प्रदेश	Arunachal Pradesh	01.04.2015	375	0	375
3	आसाम	Assam	01.12.2013	551	7	558
4	बिहार	Bihar	01.04.2015	653	39	693
5	चंडीगढ़	Chandigarh	01.04.2015	487	11	498
6	छत्तीस गढ़	Chhattishgarh	01.07.2015	527	105	632
7	दादरा एवं नागर हवेली	Dadra & Nagar Haveli	01.04.2014	447	0	447
8	दमन एवं दिव	Daman & Diu	01.04.2014	497	0	497
9	दिल्ली-(बी.वाइ.पी.एल./बी.आर.पी.एल./एन.डी.पी.एल.-टी.पी.डी.डी.एल)	Delhi-(BYPL/BRPL/NDPL-TPDDL)	01.10.2015	854	43	897
10	दिल्ली-(एन.डी.एम.सी.)	Delhi-(NDMC)	01.10.2015	875	44	918
11	गोवा	Goa	01.04.2014	381	70	451
12	गुजरात	Gujarat	01.04.2015	471	71	541
13	गुजरात-(टोरेन्ट पावर लि., अहमदाबाद)	Gujarat-(Torrent Power Ltd., Ahmedabad)	01.04.2015	503	67	514
14	गुजरात-(टोरेन्ट पावर लि.)	Gujarat-(Torrent Power Ltd., Surat)	01.04.2015	552	83	635
15	हरियाणा	Haryana	01.04.2015	568	10	578
16	हिमाचल प्रदेश	Himachal Pradesh	01.04.2015	551	61	611
17	जम्मू व कश्मीर	Jammu & Kashmir	01.04.2015	350	35	385
18	झारखंड	Jharkhand	01.08.2012	435	5	440
19	कर्नाटक	Karnataka	01.05.2014			
		Bruhat Bangalore Mahangara Palike, Municipal Corp.& all Urban		642	39	681
		Areas under Village Panchayats		629	38	667
20	केरल	Kerala	16.08.2014	596	10	606
21	लक्षद्वीप	Lakshadweep	01.04.2015	685	0	685
22	मध्य प्रदेश	Madhya Pradesh	17.04.2015	637	96	732
23	महाराष्ट्र	Maharashtra (Continious Industries)	01.06.2015	777	81	858
		(Non-continious Industries)		727	77	803
24	महाराष्ट्र-मुम्बई-(बी.ई.एस.टी.)	Maharastra - Mumbai-(B.E.S.T)	01.06.2015	1010	118	1128
25	महाराष्ट्र-मुम्बई-(रिलायंस एनर्जी)	Maharastra - Mumbai-(Reliance Energy)	01.06.2015	981	115	1096
26	महाराष्ट्र-मुम्बई-(टाटा)	Maharastra - Mumbai-(TATA's)	01.06.2015	985	116	1100
27	मणीपुर	Manipur	27.02.2015	490	0	490
28	मिजोरम	Mizoram	01.04.2015	426	0	426
29	मेघालय	Meghalaya	01.04.2013	486	3	489
30	नागालैंड	Nagaland	01.04.2015	658	0	658
31	उड़ीसा	Orissa	01.04.2015	567	40	607
32	पुडुच्चेरी	Puducherry	01.04.2014	494	25	519
33	पंजाब	Punjab	01.04.2015	614	80	694
34	राजस्थान	Rajasthan	01.02.2015	693	65	758
35	सिक्किम	Sikkim	01.04.2015	538	0	538
36	तमिल नाडू	Tamil Nadu	12.12.2014	724	36	760
37	उत्तराखण्ड	Uttarakhand	01.04.2015	503	25	528
38	उत्तर प्रदेश	Uttar Pradesh (URBAN)	01.04.2015	850	5	855
		(RURAL)		786	5	791
39	पश्चिम बंगाल	West Bengal	01.04.2015	766	115	881
40	पश्चिम बंगाल-कोलकता-(सी.ई.एस.सी.)	West Bengal - (CESC Ltd., Kolkata)	01.04.2015	730	110	840
41	पश्चिम बंगाल-(डी.पी.एस.सी.)	West Bengal - (DPSC Ltd.)	01.04.2013	582	87	669
42	पश्चिम बंगाल-दुर्गापुर परियोजना	West Bengal-Durgapur Projects Ltd.	01.04.2015	513	77	590
43	तेलंगाना	Telangana	01.04.2015	721	6	727

- Index of States
- 1 Andhra Pradesh
 - 2 Arunachal Pradesh
 - 3 Assam
 - 4 Bihar
 - 5 Chandigarh
 - 6 Chhattisgarh
 - 7 Dadr&Ngr Haveli
 - 8 Daman & Diu
 - 9 Delhi (BSES/NDPL)
 - 10 Delhi (NDMC)
 - 11 Goa
 - 12 Gujarat
 - 13 Gujarat (Ahmedabad)
 - 14 Gujarat (Surat)
 - 15 Haryana
 - 16 Himachal Pradesh
 - 17 Jammu & Kashmir
 - 18 Jharkhand
 - 19 Karnataka(Bangalore Metro)
 - 20 Karnataka(Other Areas)
 - 21 Kerala
 - 22 M. P.
 - 23 Maharashtra (Continuous)
 - 24 Maharashtra (Non-Continuous)
 - 25 Maharashtra - Mumbai- (B.E.S.T.)
 - 26 Maharashtra - Mumbai- (Reliance Energy)
 - 27 Maharashtra - Mumbai- (TATA's)
 - 28 Manipur
 - 29 Mizoram
 - 30 Meghalaya
 - 31 Nagaland
 - 32 Orissa
 - 33 Pondicherry
 - 34 Punjab
 - 35 Rajasthan
 - 36 Sikkim
 - 37 Tamil Nadu
 - 38 Uttaranchal
 - 39 U. P. (Urban)
 - 40 U. P. (Rural)
 - 41 West Bengal
 - 42 W. B. (Kolkata CESC)
 - 43 West Bengal-DPSC
 - 44 West Bengal (DPL)
 - 45 Telangana



Electricity Tariff & Duty and Average rates of electricity supply in India

**सारणी सं० 6 (इ): बड़े उद्योग 1000 कि०. वा०. 40% भार गुणाक (292000 यूनिट/माह) (11 कि०. वो०. पर)
TABLE NO.6(e): LARGE INDUSTRIES 1000 KW 40% LF (292000 Units/Month) (AT 11 KV)**

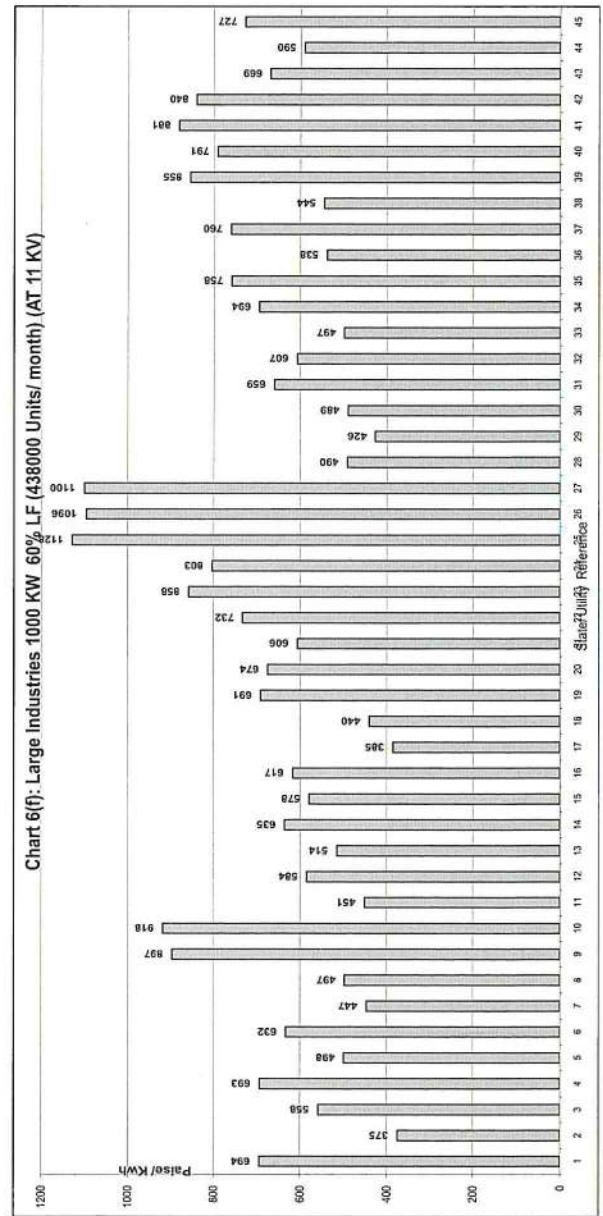
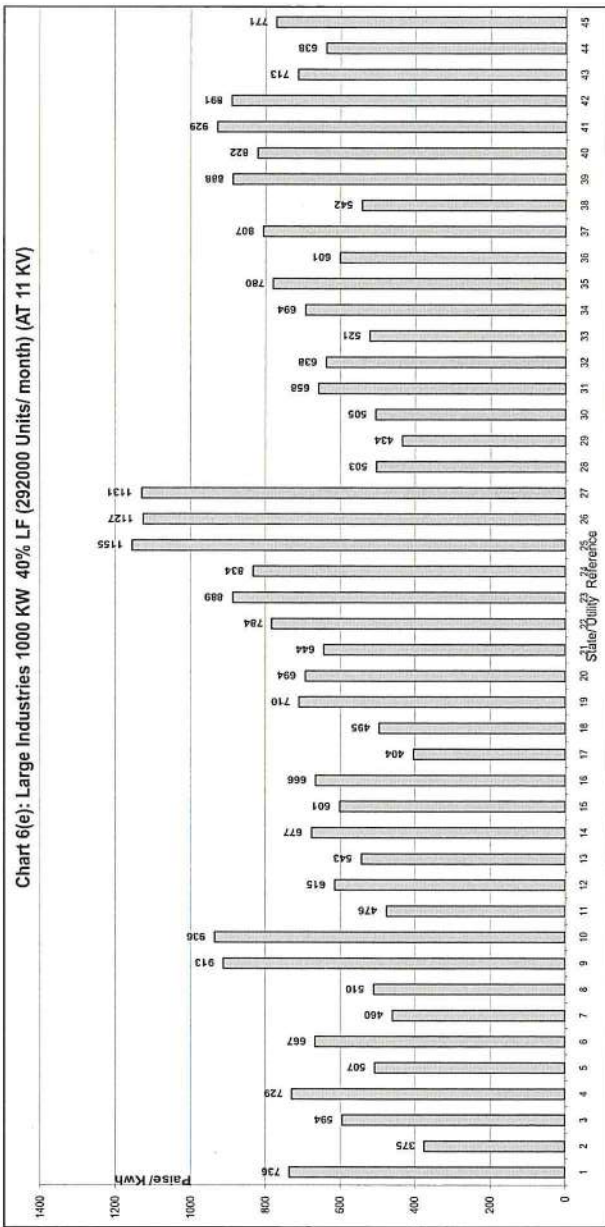
क्रमांक Sr. No.	युटिलिटी का नाम	Name of Utility	Tariff effective from	Av. Rate (P/KWh)	Duty/Tax (P/KWh)	Total (P/KWh)
1	आंध्र प्रदेश	Andhra Pradesh	01.04.2014	730	6	736
2	अरुणाचल प्रदेश	Arunachal Pradesh	01.04.2015	375	0	375
3	आसाम	Assam	01.12.2013	587	7	594
4	बिहार	Bihar	01.04.2015	688	41	729
5	चंडीगढ़	Chandigarh	01.04.2015	496	11	507
6	छत्तीस गढ़	Chhattishgarh	01.07.2015	556	111	667
7	दादरा एवं नागर हवेली	Dadra & Nagar Haveli	01.04.2014	460	0	460
8	दमन एवं दिव	Daman & Diu	01.04.2014	510	0	510
9	दिल्ली-(बी.वाइ.पी.एल./बी.आर.पी.एल./एन.डी.पी.एल.-टी.पी.डी.डी.एल)	Delhi-(BYPL/BRPL/NDPL-TPDDL)	01.10.2015	870	43	913
10	दिल्ली-(एन.डी.एम.सी.)	Delhi-(NDMC)	01.10.2015	892	45	936
11	गोवा	Goa	01.04.2014	406	70	476
12	गुजरात	Gujarat	01.04.2015	535	80	615
13	गुजरात-(टोरेन्ट पावर लि., अहमदाबाद)	Gujarat-(Torrent Power Ltd., Ahmedabad)	01.04.2015	534	71	543
14	गुजरात-(टोरेन्ट पावर लि.)	Gujarat-(Torrent Power Ltd., Surat)	01.04.2015	588	88	677
15	हरियाणा	Haryana	01.04.2015	591	10	601
16	हिमाचल प्रदेश	Himachal Pradesh	01.04.2015	600	66	666
17	जम्मू व कश्मीर	Jammu & Kashmir	01.04.2015	368	37	404
18	झारखंड	Jharkhand	01.08.2012	490	5	495
19	कर्नाटक	Karnataka	01.05.2014			
		Bruhat Bangalore Mahangara Palike, Municipal Corp.& all Urban		670	40	710
		Areas under Village Panchayats		654	39	694
20	केरल	Kerala	16.08.2014	634	10	644
21	लक्षद्वीप	Lakshadweep	01.04.2015	698	0	698
22	मध्य प्रदेश	Madhya Pradesh	17.04.2015	682	102	784
23	महाराष्ट्र	Maharashtra (Continious Industries)	01.06.2015	805	84	889
		(Non-continious Industries)		755	79	834
24	महाराष्ट्र-मुम्बई-(बी.ई.एस.टी.)	Maharashtra - Mumbai-(B.E.S.T)	01.06.2015	1035	120	1155
25	महाराष्ट्र-मुम्बई-(रिलायंस एनर्जी)	Maharashtra - Mumbai-(Reliance Energy)	01.06.2015	1009	118	1127
26	महाराष्ट्र-मुम्बई-(टाटा)	Maharashtra - Mumbai-(TATA's)	01.06.2015	1013	118	1131
27	मणिपुर	Manipur	27.02.2015	503	0	503
28	मिजोरम	Mizoram	01.04.2015	434	0	434
29	मेघालय	Meghalaya	01.04.2013	502	3	505
30	नागालैंड	Nagaland	01.04.2015	658	0	658
31	उड़ीसा	Orissa	01.04.2015	598	40	638
32	पुडुच्चेरी	Puducherry	01.04.2014	521	25	546
33	पंजाब	Punjab	01.04.2015	614	80	694
34	राजस्थान	Rajasthan	01.02.2015	715	65	780
35	सिक्किम	Sikkim	01.04.2015	601	0	601
36	तमिल नाडू	Tamil Nadu	12.12.2014	768	38	807
37	उत्तराखण्ड	Uttarakhand	01.04.2015	517	25	542
38	उत्तर प्रदेश	Uttar Pradesh (URBAN)	01.04.2015	883	5	888
		(RURAL)		817	5	822
39	पश्चिम बंगाल	West Bengal	01.04.2015	808	121	929
40	पश्चिम बंगाल-कोलकत्ता-(सी.ई.एस.सी.)	West Bengal - (CESC Ltd., Kolkata)	01.04.2015	775	116	891
41	पश्चिम बंगाल-(डी.पी.एस.सी.)	West Bengal - (DPS Ltd.)	01.04.2013	620	93	713
42	पश्चिम बंगाल-दुर्गापुर परियोजना	West Bengal-Durgapur Projects Ltd.	01.04.2015	555	83	638
43	तेलंगाना	Telangana	01.04.2015	765	6	771

Electricity Tariff & Duty and Average rates of electricity supply in India

सारणी सं० 6 (च): बड़े उद्योग 1000 कि० वा०. 60% भार गुणाक (438000 यूनिट/माह) (11 कि०. वो०. पर)

TABLE NO.6(f): LARGE INDUSTRIES 1000 KW 60% LF (438000 Units/Month) (AT 11 KV)

क्रमांक Sr. No.	युटिलिटी का नाम	Name of Utility	Tariff effective from	Av. Rate (P/KWh)	Duty/Tax (P/KWh)	Total (P/KWh)
1	आंध्र प्रदेश	Andhra Pradesh	01.04.2014	688	6	694
2	अरुणाचल प्रदेश	Arunachal Pradesh	01.04.2015	375	0	375
3	आसाम	Assam	01.12.2013	551	7	558
4	बिहार	Bihar	01.04.2015	653	39	693
5	चंडीगढ़	Chandigarh	01.04.2015	487	11	498
6	छत्तीस गढ़	Chhattishgarh	01.07.2015	527	105	632
7	दादरा एवं नागर हवेली	Dadra & Nagar Haveli	01.04.2014	447	0	447
8	दमन एवं दिव	Daman & Diu	01.04.2014	497	0	497
9	दिल्ली-(बी.वाइ.पी.एल./बी.आर.पी.एल./एन.डी.पी.एल.-टी.पी.डी.डी.एल)	Delhi-(BYPL/BRPL/NDPL-TPDDL)	01.10.2015	854	43	897
10	दिल्ली-(एन.डी.एम.सी.)	Delhi-(NDMC)	01.10.2015	875	44	918
11	गोवा	Goa	01.04.2014	381	70	451
12	गुजरात	Gujarat	01.04.2015	508	76	584
13	गुजरात-(टोरेन्ट पावर लि., अहमदाबाद)	Gujarat-(Torrent Power Ltd., Ahmedabad)	01.04.2015	503	67	514
14	गुजरात-(टोरेन्ट पावर लि.,)	Gujarat-(Torrent Power Ltd., Surat)	01.04.2015	552	83	635
15	हरियाणा	Haryana	01.04.2015	568	10	578
16	हिमाचल प्रदेश	Himachal Pradesh	01.04.2015	555	61	617
17	जम्मू व कश्मीर	Jammu & Kashmir	01.04.2015	350	35	385
18	झारखंड	Jharkhand	01.08.2012	435	5	440
19	कर्नाटक	Karnataka	01.05.2014			
		Bruhat Bangalore Mahangara Palike, Municipal Corp.& all Urban		652	39	691
		Areas under Village Panchayats		636	38	674
20	केरल	Kerala	16.08.2014	596	10	606
21	लक्षद्वीप	Lakshadweep	01.04.2015	685	0	685
22	मध्य प्रदेश	Madhya Pradesh	17.04.2015	637	96	732
23	महाराष्ट्र	Maharashtra (Continious Industries)	01.06.2015	777	81	858
		(Non-continious Industries)		727	77	803
24	महाराष्ट्र-मुम्बई-(बी.ई.एस.टी.)	Maharashtra - Mumbai-(B.E.S.T)	01.06.2015	1010	118	1128
25	महाराष्ट्र-मुम्बई-(रिलायंस एनर्जी)	Maharashtra - Mumbai-(Reliance Energy)	01.06.2015	981	115	1096
26	महाराष्ट्र-मुम्बई-(टाटा)	Maharashtra - Mumbai-(TATA's)	01.06.2015	985	116	1100
27	मणीपुर	Manipur	27.02.2015	490	0	490
28	मिजोरम	Mizoram	01.04.2015	426	0	426
29	मेघालय	Meghalaya	01.04.2013	486	3	489
30	नागालैंड	Nagaland	01.04.2015	659	0	659
31	उड़ीसा	Orissa	01.04.2015	567	40	607
32	पुडुच्चेरी	Puducherry	01.04.2014	497	25	522
33	पंजाब	Punjab	01.04.2015	614	80	694
34	राजस्थान	Rajasthan	01.02.2015	693	65	758
35	सिक्किम	Sikkim	01.04.2015	538	0	538
36	तमिल नाडू	Tamil Nadu	12.12.2014	724	36	760
37	उत्तराखण्ड	Uttarakhand	01.04.2015	519	25	544
38	उत्तर प्रदेश	Uttar Pradesh (URBAN)	01.04.2015	850	5	855
		(RURAL)		786	5	791
39	पश्चिम बंगाल	West Bengal	01.04.2015	766	115	881
40	पश्चिम बंगाल-कोलकता-(सी.ई.एस.सी.)	West Bengal - (CESC Ltd., Kolkata)	01.04.2015	730	110	840
41	पश्चिम बंगाल-(डी.पी.एस.सी.)	West Bengal - (DPSC Ltd.)	01.04.2013	582	87	669
42	पश्चिम बंगाल-दुर्गापुर परियोजना	West Bengal-Durgapur Projects Ltd.	01.04.2015	513	77	590
43	तेलंगाना	Telangana	01.04.2015	720	6	727



- Index of States
- 1 Andhra Pradesh
 - 2 Arunachal Pradesh
 - 3 Assam
 - 4 Bihar
 - 5 Chandigarh
 - 6 Chattisgarh
 - 7 Dadri&Ngr Havelli
 - 8 Daman & Diu
 - 9 Delhi (BSES/NDPL)
 - 10 Delhi (NDMC)
 - 11 Goa
 - 12 Gujarat
 - 13 Gujarat (Ahmedabad)
 - 14 Gujarat (Surat)
 - 15 Haryana
 - 16 Himachal Pradesh
 - 17 Jammu & Kashmir
 - 18 Jharkhand
 - 19 Karnataka(Bangalore Metro)
 - 20 Karnataka(Other Areas)
 - 21 Kerala
 - 22 M. P.
 - 23 Maharashtra (Continuous)
 - 24 Maharashtra (Non-Continuous)
 - 25 Maharashtra - Mumbai-(B.E.S.T)
 - 26 Maharashtra - Mumbai-(Reliance Energy)
 - 27 Maharashtra - Mumbai-(TATA's)
 - 28 Manipur
 - 29 Mizoram
 - 30 Meghalaya
 - 31 Nagaland
 - 32 Orissa
 - 33 Pondicherry
 - 34 Punjab
 - 35 Rajasthan
 - 36 Sikkim
 - 37 Tamil Nadu
 - 38 Uttaranchal
 - 39 U. P. (Urban)
 - 40 U. P. (Rural)
 - 41 West Bengal
 - 42 W. B. (Kolkata CFSC)
 - 43 West Bengal-DPSC
 - 44 West Bengal (DPL)
 - 45 Telangana

सारणी सं० 6 (छ): बड़े उद्योग 5000 कि० वा०. 40% भार गुणाक (1460000 यूनिट/माह) (11 कि०. वो०. पर)
TABLE NO.6(g): LARGE INDUSTRIES 5000 KW 40% LF (1460000 Units/Month) (AT 11 KV)

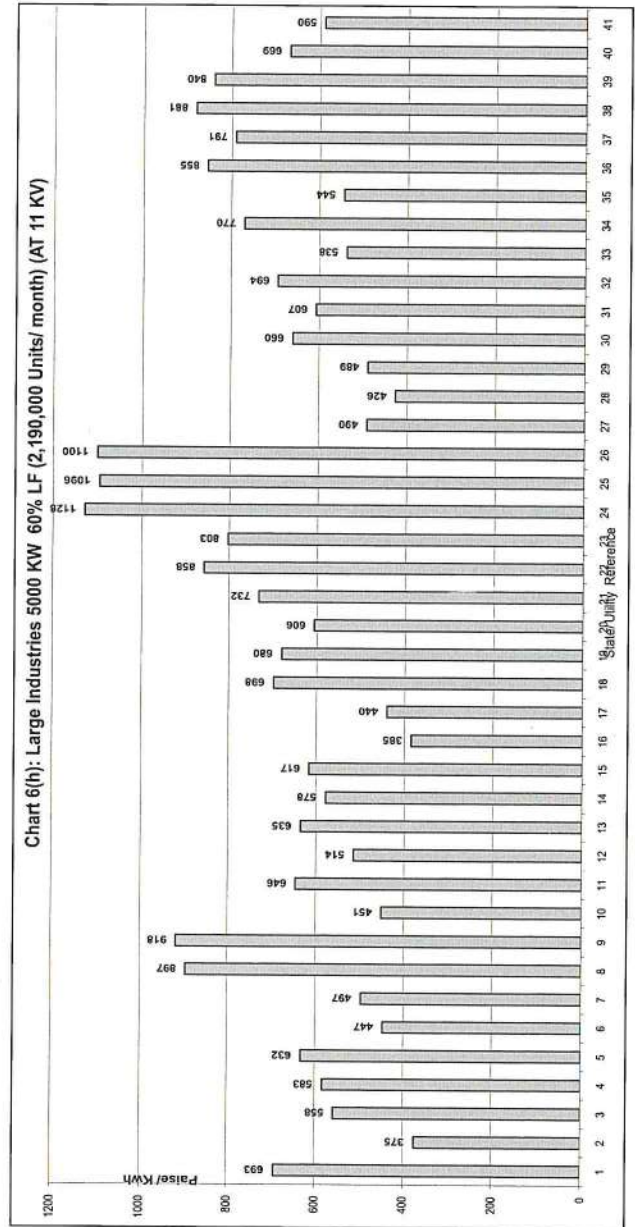
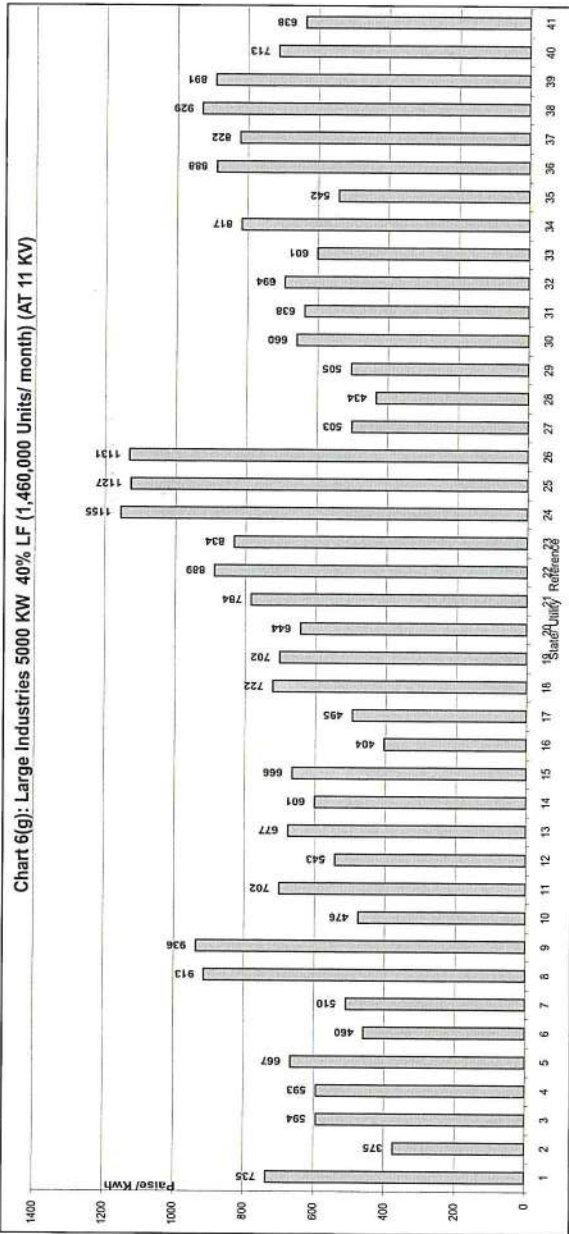
क्रमांक Sr. No.	युटिलिटी का नाम	Name of Utility	Tariff effective from	Av. Rate (P/KWh)	Duty/Tax (P/KWh)	Total (P/KWh)
1	आंध्र प्रदेश	Andhra Pradesh	01.04.2014	729	6	735
2	अरुणाचल प्रदेश	Arunachal Pradesh	01.04.2015	375	0	375
3	आसाम	Assam	01.12.2013	587	7	594
4	चंडीगढ़	Chandigarh	01.04.2015	582	11	593
5	छत्तीस गढ़	Chhattishgarh	01.07.2015	556	111	667
6	दादरा एवं नागर हवेली	Dadra & Nagar Haveli	01.04.2014	460	0	460
7	दमन एवं दिव	Daman & Diu	01.04.2014	510	0	510
8	दिल्ली-(बी.वाइ.पी.एल./बी.आर.पी.एल./एन.डी.पी.एल.-टी.पी.डी.डी.एल)	Delhi-(BYPL/BRPL/NDPL-TPDDL)	01.10.2015	870	43	913
9	दिल्ली-(एन.डी.एम.सी.)	Delhi-(NDMC)	01.10.2015	892	45	936
10	गोवा	Goa	01.04.2014	406	70	476
11	गुजरात	Gujarat	01.04.2015	610	92	702
12	गुजरात-(टोरेन्ट पावर लि., अहमदाबाद)	Gujarat-(Torrent Power Ltd., Ahmedabad)	01.04.2015	560	71	543
13	गुजरात-(टोरेन्ट पावर लि.)	Gujarat-(Torrent Power Ltd., Surat)	01.04.2015	588	88	677
14	हरियाणा	Haryana	01.04.2015	591	10	601
15	हिमाचल प्रदेश	Himachal Pradesh	01.04.2015	600	66	666
16	जम्मू व कश्मीर	Jammu & Kashmir	01.04.2015	368	37	404
17	झारखंड	Jharkhand	01.08.2012	490	5	495
18	कर्नाटक	Karnataka	01.05.2014			
		Bruhat Bangalore Mahangara Palike, Municipal Corp. & all Urban		681	41	722
		Areas under Village Panchayats		663	40	702
19	केरल	Kerala	16.08.2014	634	10	644
20	लक्षद्वीप	Lakshadweep	01.04.2015	698	0	698
21	मध्य प्रदेश	Madhya Pradesh	17.04.2015	682	102	784
22	महाराष्ट्र	Maharashtra (Continious Industries)	01.06.2015	805	84	889
		(Non-continious Industries)		755	79	834
23	महाराष्ट्र-मुम्बई-(बी.ई.एस.टी.)	Maharashtra - Mumbai-(B.E.S.T)	01.06.2015	1035	120	1155
24	महाराष्ट्र-मुम्बई-(रिलायंस एनर्जी)	Maharashtra - Mumbai-(Reliance Energy)	01.06.2015	1009	118	1127
25	महाराष्ट्र-मुम्बई-(टाटा)	Maharashtra - Mumbai-(TATA's)	01.06.2015	1013	118	1131
26	मणीपुर	Manipur	27.02.2015	503	0	503
27	मिजोरम	Mizoram	01.04.2015	434	0	434
28	मेघालय	Meghalaya	01.04.2013	502	3	505
29	नागालैंड	Nagaland	01.04.2015	660	0	660
30	उड़ीसा	Orissa	01.04.2015	598	40	638
31	पंजाब	Punjab	01.04.2015	614	80	694
32	सिक्किम	Sikkim	01.04.2015	601	0	601
33	तमिल नाडू	Tamil Nadu	12.12.2014	778	39	817
34	उत्तराखण्ड	Uttarakhand	01.04.2015	517	25	542
35	उत्तर प्रदेश	Uttar Pradesh (URBAN)	01.04.2015	883	5	888
		(RURAL)		817	5	822
36	पश्चिम बंगाल	West Bengal	01.04.2015	808	121	929
37	पश्चिम बंगाल-कोलकत्ता-(सी.ई.एस.सी.)	West Bengal - (CESC Ltd., Kolkata)	01.04.2015	775	116	891
38	पश्चिम बंगाल-(डी.पी.एस.सी.)	West Bengal - (DPSC Ltd.)	01.04.2013	620	93	713
39	पश्चिम बंगाल-दुर्गापुर परियोजना	West Bengal-Durgapur Projects Ltd.	01.04.2015	555	83	638
40	तेलंगाना	Telangana	01.04.2015	765	6	771

Electricity Tariff & Duty and Average rates of electricity supply in India

सारणी सं० 6 (ज): बड़े उद्योग 5000 कि०. वा०. 60% भार गुणाक (2190000 यूनिट/माह) (11 कि०. वो०. पर)

TABLE NO.6(h): LARGE INDUSTRIES 5000 KW 60% LF (2190000 Unit/Month) (AT 11 KV)

क्रमांक Sr. No.	युटिलिटी का नाम	Name of Utility	Tariff effective from	Av. Rate (P/KWh)	Duty/Tax (P/KWh)	Total (P/KWh)
1	आंध्र प्रदेश	Andhra Pradesh	01.04.2014	687	6	693
2	अरुणाचल प्रदेश	Arunachal Pradesh	01.04.2015	375	0	375
3	आसाम	Assam	01.12.2013	551	7	558
4	चंडीगढ़	Chandigarh	01.04.2015	572	11	583
5	छत्तीस गढ़	Chhattishgarh	01.07.2015	527	105	632
6	दादरा एवं नागर हवेली	Dadra & Nagar Haveli	01.04.2014	447	0	447
7	दमन एवं दिव	Daman & Diu	01.04.2014	497	0	497
8	दिल्ली-(बी.वाइ.पी.एल./बी.आर.पी.एल./एन.डी.पी.एल.-टी.पी.डी.डी.एल)	Delhi-(BYPL/BRPL/NDPL-TPDDL)	01.10.2015	854	43	897
9	दिल्ली-(एन.डी.एम.सी.)	Delhi-(NDMC)	01.10.2015	875	44	918
10	गोवा	Goa	01.04.2014	381	70	451
11	गुजरात	Gujarat	01.04.2015	562	84	646
12	गुजरात-(टोरेन्ट पावर लि., अहमदाबाद)	Gujarat-(Torrent Power Ltd., Ahmedabad)	01.04.2015	521	67	514
13	गुजरात-(टोरेन्ट पावर लि.)	Gujarat-(Torrent Power Ltd., Surat)	01.04.2015	552	83	635
14	हरियाणा	Haryana	01.04.2015	568	10	578
15	हिमाचल प्रदेश	Himachal Pradesh	01.04.2015	555	61	617
16	जम्मू व कश्मीर	Jammu & Kashmir	01.04.2015	350	35	385
17	झारखंड	Jharkhand	01.08.2012	435	5	440
18	कर्नाटक	Karnataka	01.05.2014			
		Bruhat Bangalore Mahangara Palike, Municipal Corp.& all Urban		659	40	698
		Areas under Village Panchayats		642	39	680
19	केरल	Kerala	16.08.2014	596	10	606
20	लक्षद्वीप	Lakshadweep	01.04.2015	685	0	685
21	मध्य प्रदेश	Madhya Pradesh	17.04.2015	637	96	732
22	महाराष्ट्र	Maharashtra (Continious Industries)	01.06.2015	777	81	858
		(Non-continious Industries)		727	77	803
23	महाराष्ट्र-मुम्बई-(बी.ई.एस.टी.)	Maharashtra - Mumbai-(B.E.S.T)	01.06.2015	1010	118	1128
24	महाराष्ट्र-मुम्बई-(रिलायंस एनर्जी)	Maharashtra - Mumbai-(Reliance Energy)	01.06.2015	981	115	1096
25	महाराष्ट्र-मुम्बई-(टाटा)	Maharashtra - Mumbai-(TATA's)	01.06.2015	985	116	1100
26	मणीपुर	Manipur	27.02.2015	490	0	490
27	मिजोरम	Mizoram	01.04.2015	426	0	426
28	मेघालय	Meghalaya	01.04.2013	486	3	489
29	नागालैंड	Nagaland	01.04.2015	660	0	660
30	उड़ीसा	Orissa	01.04.2015	567	40	607
31	पंजाब	Punjab	01.04.2015	614	80	694
32	सिक्किम	Sikkim	01.04.2015	538	0	538
33	तमिल नाडू	Tamil Nadu	12.12.2014	734	37	770
34	उत्तराखण्ड	Uttarakhand	01.04.2015	519	25	544
35	उत्तर प्रदेश	Uttar Pradesh (URBAN)	01.04.2015	850	5	855
		(RURAL)		786	5	791
36	पश्चिम बंगाल	West Bengal	01.04.2015	766	115	881
37	पश्चिम बंगाल-कोलकता-(सी.ई.एस.सी.)	West Bengal - (CESC Ltd., Kolkata)	01.04.2015	730	110	840
38	पश्चिम बंगाल-(डी.पी.एस.सी.)	West Bengal - (DPSC Ltd.)	01.04.2013	582	87	669
39	पश्चिम बंगाल-दुर्गापुर परियोजना	West Bengal-Durgapur Projects Ltd.	01.04.2015	513	77	590
40	तेलंगाना	Telangana	01.04.2015	720	6	727



Index of States

- 1 Andhra Pradesh
- 2 Arunachal Pradesh
- 3 Assam
- 4 Chandigarh
- 5 Chhattisgarh
- 6 Dadra & Ngr Haveli
- 7 Daman & Diu
- 8 Delhi (BSES/NDPL)
- 9 Delhi (NDMC)
- 10 Goa
- 11 Gujarat
- 12 Gujarat (Ahmedabad)
- 13 Gujarat (Surat)
- 14 Haryana
- 15 Himachal Pradesh
- 16 Jammu & Kashmir
- 17 Jharkhand
- 18 Karnataka(Bangalore Metro)
- 19 Karnataka(Other Areas)
- 20 Kerala
- 21 M. P.
- 22 Maharashtra (Continuous)
- 23 Maharashtra (Non-Continuous)
- 24 Maharashtra - Mumbai-(B.E.S.T)
- 25 Maharashtra - Mumbai-(Reliance Energy)
- 26 Maharashtra - Mumbai-(TATA's)
- 27 Manipur
- 28 Mizoram
- 29 Meghalaya
- 30 Nagaland
- 31 Orissa
- 32 Punjab
- 33 Sikkim
- 34 Tamil Nadu
- 35 Uttaranchal
- 36 U. P. (Urban)
- 37 U. P. (Rural)
- 38 West Bengal
- 39 W. B. (Kolkata CESC)
- 40 West Bengal-DFSC
- 41 West Bengal (DPL)
- 42 Telangana

सारणी सं० 6 (झ): बड़े उद्योग 10000 कि०. वा०. 40% भार गुणाक (2920000 यूनिट/माह) (11 कि०. वो०. पर)

TABLE NO.6(i): LARGE INDUSTRIES 10000 KW 40% LF (2920000 Unit/Month) (AT 11 KV)

क्रमांक Sr. No.	युटिलिटी का नाम	Name of Utility	Tariff effective from	Av. Rate (P/KWh)	Duty/Tax (P/KWh)	Total (P/KWh)
1	आंध्र प्रदेश	Andhra Pradesh	01.04.2014	729	6	735
2	अरुणाचल प्रदेश	Arunachal Pradesh	01.04.2015	375	0	375
3	आसाम	Assam	01.12.2013	587	7	594
4	चंडीगढ़	Chandigarh	01.04.2015	582	11	593
5	छत्तीस गढ़	Chhattishgarh	01.07.2015	556	111	667
6	दादरा एवं नागर हवेली	Dadra & Nagar Haveli	01.04.2014	460	0	460
7	दमन एवं दिव	Daman & Diu	01.04.2014	510	0	510
8	दिल्ली-(बी.वाइ.पी.एल./बी.आर.पी.एल./एन.डी.पी.एल.-टी.पी.डी.डी.एल)	Delhi-(BYPL/BRPL/NDPL-TPDDL)	01.10.2015	870	43	913
9	दिल्ली-(एन.डी.एम.सी.)	Delhi-(NDMC)	01.10.2015	892	45	936
10	गोवा	Goa	01.04.2014	406	70	476
11	गुजरात	Gujarat	01.04.2015	619	93	711
12	गुजरात-(टोरेन्ट पावर लि., अहमदाबाद)	Gujarat-(Torrent Power Ltd., Ahmedabad)	01.04.2015	560	71	543
13	गुजरात-(टोरेन्ट पावर लि.)	Gujarat-(Torrent Power Ltd., Surat)	01.04.2015	588	88	677
14	हरियाणा	Haryana	01.04.2015	591	10	601
15	हिमाचल प्रदेश	Himachal Pradesh	01.04.2015	600	66	666
16	जम्मू व कश्मीर	Jammu & Kashmir	01.04.2015	368	37	404
17	झारखंड	Jharkhand	01.08.2012	490	5	495
18	कर्नाटक	Karnataka	01.05.2014			
		Bruhat Bangalore Mahangara Palike, Municipal Corp.& all Urban		682	41	723
		Areas under Village Panchayats		664	40	703
19	केरल	Kerala	16.08.2014	634	10	644
20	लक्षद्वीप	Lakshadweep	01.04.2015	698	0	698
21	मध्य प्रदेश	Madhya Pradesh	17.04.2015	682	102	784
22	महाराष्ट्र	Maharashtra (Continious Industries)	01.06.2015	805	84	889
		(Non-continious Industries)		755	79	834
23	महाराष्ट्र-मुम्बई-(बी.ई.एस.टी.)	Maharastra - Mumbai-(B.E.S.T)	01.06.2015	1035	120	1155
24	महाराष्ट्र-मुम्बई-(रिलायंस एनर्जी)	Maharastra - Mumbai-(Reliance Energy)	01.06.2015	1009	118	1127
25	महाराष्ट्र-मुम्बई-(टाटा)	Maharastra - Mumbai-(TATA's)	01.06.2015	1013	118	1131
26	मणीपुर	Manipur	27.02.2015	503	0	503
27	मिजोरम	Mizoram	01.04.2015	434	0	434
28	मेघालय	Meghalaya	01.04.2013	502	3	505
29	नागालैंड	Nagaland	01.04.2015	660	0	660
30	उड़ीसा	Orissa	01.04.2015	598	40	638
31	पंजाब	Punjab	01.04.2015	614	80	694
32	सिक्किम	Sikkim	01.04.2015	601	0	601
33	तमिल नाडू	Tamil Nadu	12.12.2014	778	39	817
34	उत्तराखण्ड	Uttarakhand	01.04.2015	517	25	542
35	उत्तर प्रदेश	Uttar Pradesh (URBAN)	01.04.2015	883	5	888
		(RURAL)		817	5	822
36	पश्चिम बंगाल	West Bengal	01.04.2015	808	121	929
37	पश्चिम बंगाल-कोलकत्ता-(सी.ई.एस.सी.)	West Bengal - (CESC Ltd., Kolkata)	01.04.2015	775	116	891
38	पश्चिम बंगाल-(डी.पी.एस.सी.)	West Bengal - (DPSC Ltd.)	01.04.2013	620	93	713
39	पश्चिम बंगाल-दुर्गापुर परियोजना	West Bengal-Durgapur Projects Ltd.	01.04.2015	555	83	638
40	तेलंगाना	Telangana	01.04.2015	765	6	771

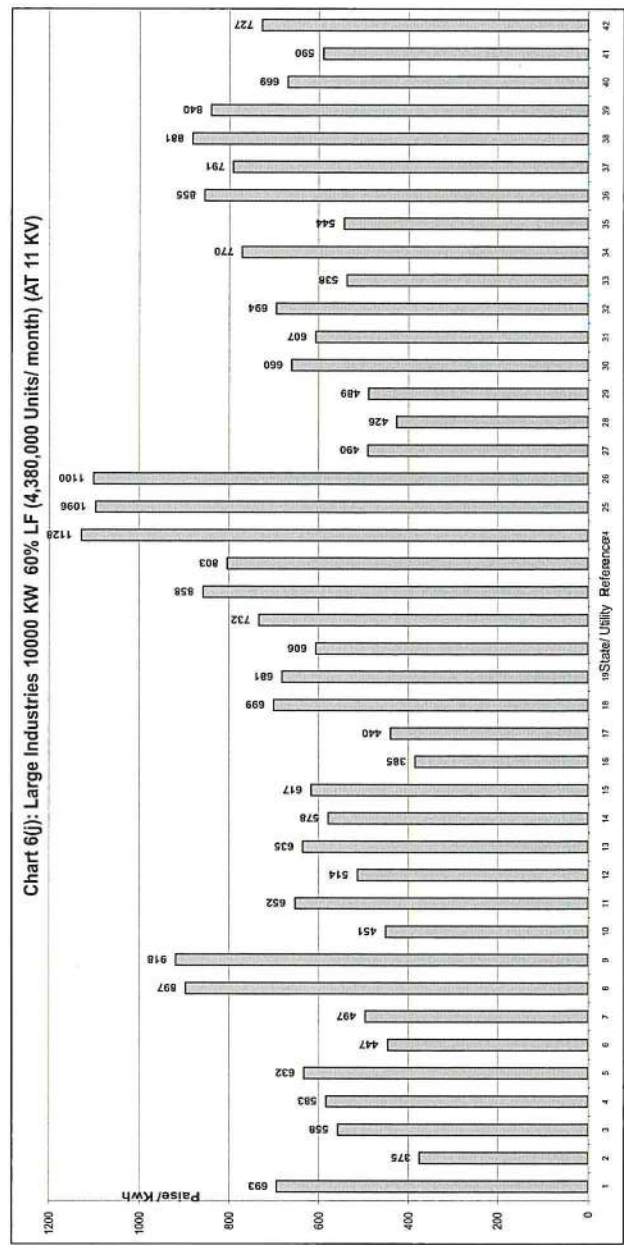
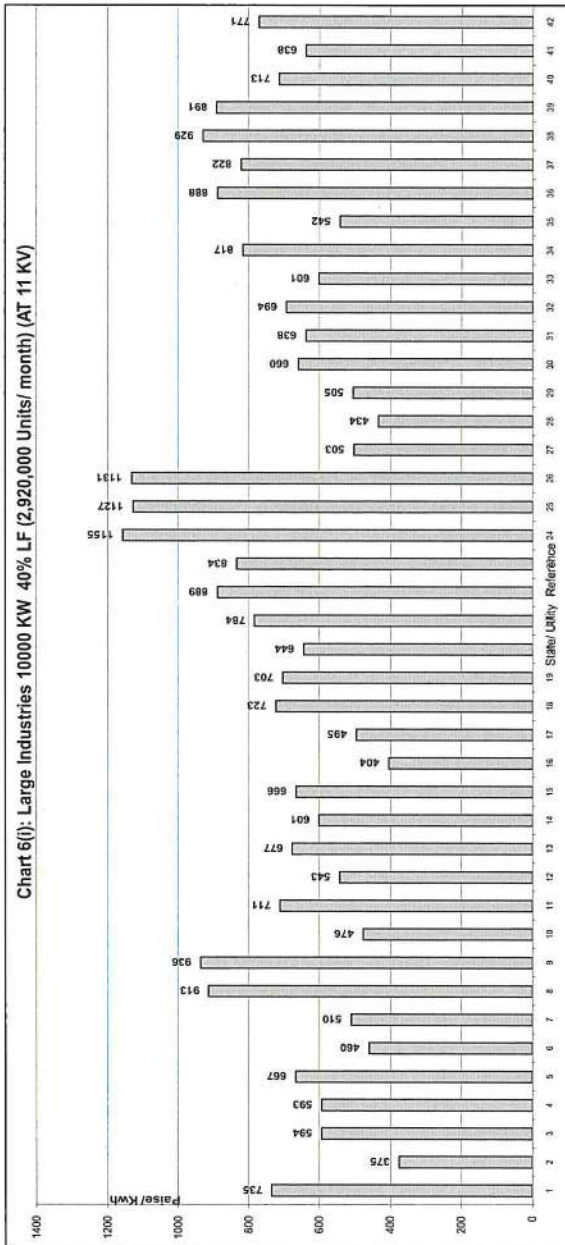
Electricity Tariff & Duty and Average rates of electricity supply in India

सारणी सं० 6 (ण): बड़े उद्योग 10000 कि०. वा०. 60% भार गुणाक (4330000 यूनिट/माह) (11 कि०. वो०. पर)

TABLE NO.6(j): LARGE INDUSTRIES 10000 KW 60% LF (4380000 Unit/Month) (AT 11 KV)

क्रमांक Sr. No.	युटिलिटी का नाम	Name of Utility	Tariff effective from	Av. Rate (P/KWh)	Duty/Tax (P/KWh)	Total (P/KWh)
1	आंध्र प्रदेश	Andhra Pradesh	01.04.2014	687	6	693
2	अरुणाचल प्रदेश	Arunachal Pradesh	01.04.2015	375	0	375
3	आसाम	Assam	01.12.2013	551	7	558
4	चंडीगढ़	Chandigarh	01.04.2015	572	11	583
5	छत्तीस गढ़	Chhattishgarh	01.07.2015	527	105	632
6	दादरा एवं नागर हवेली	Dadra & Nagar Haveli	01.04.2014	447	0	447
7	दमन एवं दिव	Daman & Diu	01.04.2014	497	0	497
8	दिल्ली-(बी.वाइ.पी.एल./बी.आर.पी.एल./एन.डी.पी.एल.-टी.पी.डी.डी.एल)	Delhi-(BYPL/BRPL/NDPL-TPDDL)	01.10.2015	854	43	897
9	दिल्ली-(एन.डी.एम.सी.)	Delhi-(NDMC)	01.10.2015	875	44	918
10	गोवा	Goa	01.04.2014	381	70	451
11	गुजरात	Gujarat	01.04.2015	567	85	652
12	गुजरात-(टोरेन्ट पावर लि., अहमदाबाद)	Gujarat-(Torrent Power Ltd., Ahmedabad)	01.04.2015	521	67	514
13	गुजरात-(टोरेन्ट पावर लि.)	Gujarat-(Torrent Power Ltd., Surat)	01.04.2015	552	83	635
14	हरियाणा	Haryana	01.04.2015	568	10	578
15	हिमाचल प्रदेश	Himachal Pradesh	01.04.2015	555	61	617
16	जम्मू व कश्मीर	Jammu & Kashmir	01.04.2015	350	35	385
17	झारखंड	Jharkhand	01.08.2012	435	5	440
18	कर्नाटक	Karnataka	01.05.2014			
		Bruhat Bangalore Mahangara Palike, Municipal Corp. & all Urban		660	40	699
		Areas under Village Panchayats		642	39	681
19	केरल	Kerala	16.08.2014	596	10	606
20	लक्षद्वीप	Lakshadweep	01.04.2015	685	0	685
21	मध्य प्रदेश	Madhya Pradesh	17.04.2015	637	96	732
22	महाराष्ट्र	Maharashtra (Continious Industries)	01.06.2015	777	81	858
		(Non-continious Industries)		727	77	803
23	महाराष्ट्र-मुम्बई-(बी.ई.एस.टी.)	Maharastra - Mumbai-(B.E.S.T)	01.06.2015	1010	118	1128
24	महाराष्ट्र-मुम्बई-(रिलायंस एनर्जी)	Maharastra - Mumbai-(Reliance Energy)	01.06.2015	981	115	1096
25	महाराष्ट्र-मुम्बई-(टाटा)	Maharastra - Mumbai-(TATA's)	01.06.2015	985	116	1100
26	मणिपुर	Manipur	27.02.2015	490	0	490
27	मिजोरम	Mizoram	01.04.2015	426	0	426
28	मेघालय	Meghalaya	01.04.2013	486	3	489
29	नागालैंड	Nagaland	01.04.2015	660	0	660
30	उड़ीसा	Orissa	01.04.2015	567	40	607
31	पंजाब	Punjab	01.04.2015	614	80	694
32	सिक्किम	Sikkim	01.04.2015	538	0	538
33	तमिल नाडू	Tamil Nadu	12.12.2014	734	37	770
34	उत्तराखण्ड	Uttarakhand	01.04.2015	519	25	544
35	उत्तर प्रदेश	Uttar Pradesh (URBAN)	01.04.2015	850	5	855
		(RURAL)		786	5	791
36	पश्चिम बंगाल	West Bengal	01.04.2015	766	115	881
37	पश्चिम बंगाल-कोलकत्ता-(सी.ई.एस.सी.)	West Bengal - (CESC Ltd., Kolkata)	01.04.2015	730	110	840
38	पश्चिम बंगाल-(डी.पी.एस.सी.)	West Bengal - (DPSC Ltd.)	01.04.2013	582	87	669
39	पश्चिम बंगाल-दुर्गापुर परियोजना	West Bengal-Durgapur Projects Ltd.	01.04.2015	513	77	590
40	तेलंगाना	Telangana	01.04.2015	720	6	727

- Index of States
- 1 Andhra Pradesh
 - 2 Arunachal Pradesh
 - 3 Assam
 - 4 Chandigarh
 - 5 Chhattisgarh
 - 6 Dadra & Nagar Haveli
 - 7 Daman & Diu
 - 8 Delhi (BSES/NDPL)
 - 9 Delhi (NDMC)
 - 10 Goa
 - 11 Gujarat
 - 12 Gujarat (Ahmedabad)
 - 13 Gujarat (Surat)
 - 14 Haryana
 - 15 Himachal Pradesh
 - 16 Jammu & Kashmir
 - 17 Jharkhand
 - 18 Karnataka (Bangalore Metro)
 - 19 Karnataka (Other Areas)
 - 20 Kerala
 - 21 M. P.
 - 22 Maharashtra (Continuous)
 - 23 Maharashtra (Non-Continuous)
 - 24 Maharashtra - Mumbai (B.E.S.T.)
 - 25 Maharashtra - Mumbai (Reliance Energy)
 - 26 Maharashtra - Mumbai (TATA)
 - 27 Manipur
 - 28 Mizoram
 - 29 Meghalaya
 - 30 Nagaland
 - 31 Orissa
 - 32 Punjab
 - 33 Sikkim
 - 34 Tamil Nadu
 - 35 Uttaranchal
 - 36 U. P. (Urban)
 - 37 U. P. (Rural)
 - 38 West Bengal
 - 39 W. B. (Kolkata CESC)
 - 40 West Bengal-DPSC
 - 41 West Bengal (DPL)
 - 42 Telangana



Electricity Tariff & Duty and Average rates of electricity supply in India

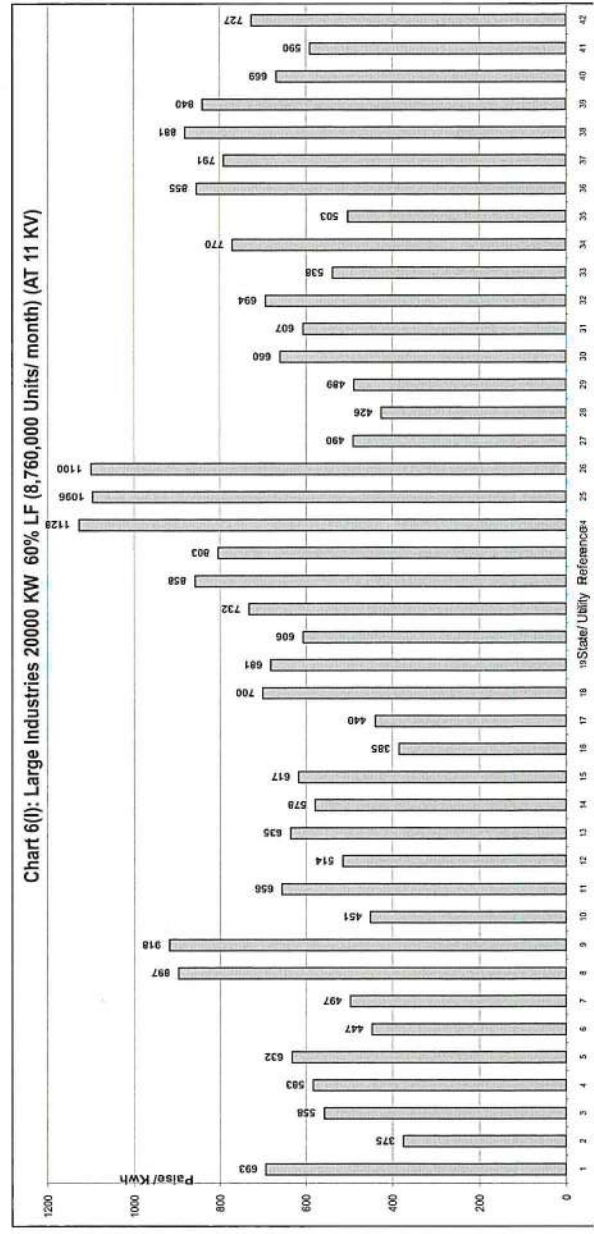
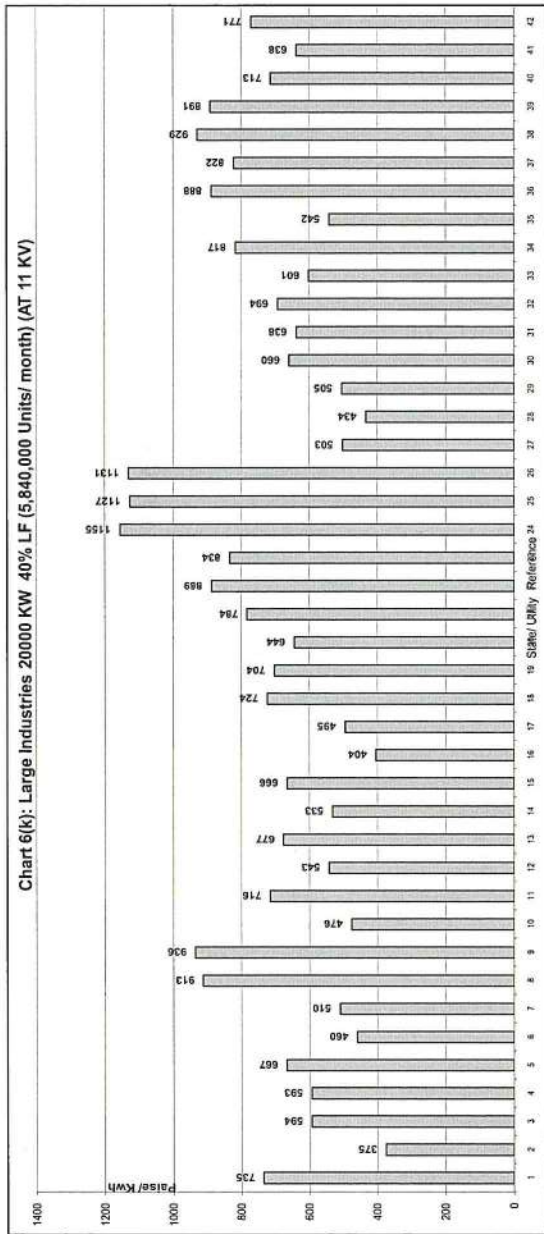
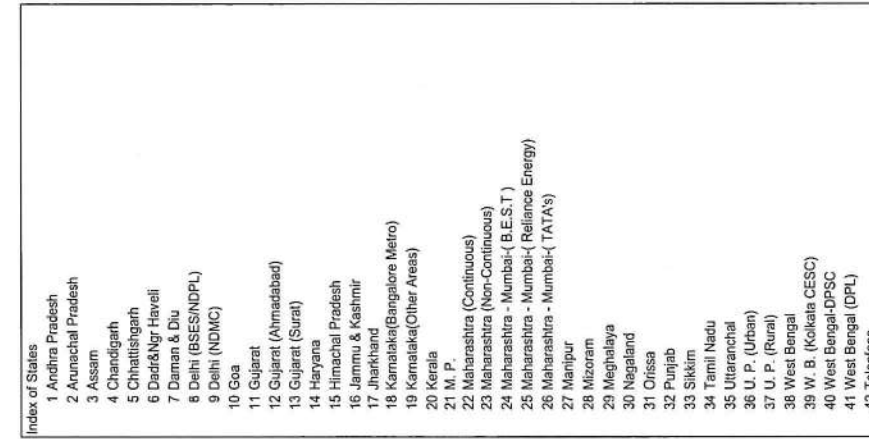
सारणी सं० 6 (त): बड़े उद्योग 20000 कि०. वा०. 40% भार गुणाक (5840000 यूनिट/माह) (11 कि०. वो०. पर)

TABLE NO.6(k): LARGE INDUSTRIES 20000 KW 40% LF (5840000 Unit/Month) (AT 11 KV)

क्रमांक Sr. No.	युटिलिटी का नाम	Name of Utility	Tariff effective from	Av. Rate (P/KWh)	Duty/Tax (P/KWh)	Total (P/KWh)
1	आंध्र प्रदेश	Andhra Pradesh	01.04.2014	729	6	735
2	अरुणाचल प्रदेश	Arunachal Pradesh	01.04.2015	375	0	375
3	आसाम	Assam	01.12.2013	587	7	594
4	चंडीगढ़	Chandigarh	01.04.2015	582	11	593
5	छत्तीस गढ़	Chhattishgarh	01.07.2015	556	111	667
6	दादरा एवं नागर हवेली	Dadra & Nagar Haveli	01.04.2014	460	0	460
7	दमन एवं दिव	Daman & Diu	01.04.2014	510	0	510
8	दिल्ली-(बी.वाइ.पी.एल./ बी.आर.पी.एल./ एन.डी.पी.एल.-टी.पी.डी.डी.एल)	Delhi-(BYPL/BRPL/NDPL-TPDDL)	01.10.2015	870	43	913
9	दिल्ली-(एन.डी.एम.सी.)	Delhi-(NDMC)	01.10.2015	892	45	936
10	गोवा	Goa	01.04.2014	406	70	476
11	गुजरात	Gujarat	01.04.2015	623	93	716
12	गुजरात-(टोरेन्ट पावर लि., अहमदाबाद)	Gujarat-(Torrent Power Ltd., Ahmedabad)	01.04.2015	560	71	543
13	गुजरात-(टोरेन्ट पावर लि.)	Gujarat-(Torrent Power Ltd., Surat)	01.04.2015	588	88	677
14	हरियाणा	Haryana	01.04.2015	523	10	533
15	हिमाचल प्रदेश	Himachal Pradesh	01.04.2015	600	66	666
16	जम्मू व कश्मीर	Jammu & Kashmir	01.04.2015	368	37	404
17	झारखंड	Jharkhand	01.08.2012	490	5	495
18	कर्नाटक	Karnataka	01.05.2014			
		Bruhat Bangalore Mahangara Palike, Municipal Corp.& all Urban		683	41	724
		Areas under Village Panchayats		664	40	704
19	केरल	Kerala	16.08.2014	634	10	644
20	लक्षद्वीप	Lakshadweep	01.04.2015	698	0	698
21	मध्य प्रदेश	Madhya Pradesh	17.04.2015	682	102	784
22	महाराष्ट्र	Maharashtra (Continious Industries)	01.06.2015	805	84	889
		(Non-continious Industries)		755	79	834
23	महाराष्ट्र-मुम्बई-(बी.ई.एस.टी.)	Maharastra - Mumbai-(B.E.S.T)	01.06.2015	1035	120	1155
24	महाराष्ट्र-मुम्बई-(रिलायंस एनर्जी)	Maharastra - Mumbai-(Reliance Energy)	01.06.2015	1009	118	1127
25	महाराष्ट्र-मुम्बई-(टाटा)	Maharastra - Mumbai-(TATA's)	01.06.2015	1013	118	1131
26	मणीपुर	Manipur	27.02.2015	503	0	503
27	मिजोरम	Mizoram	01.04.2015	434	0	434
28	मेघालय	Meghalaya	01.04.2013	502	3	505
29	नागालैंड	Nagaland	01.04.2015	660	0	660
30	उड़ीसा	Orissa	01.04.2015	598	40	638
31	पंजाब	Punjab	01.04.2015	614	80	694
32	सिक्किम	Sikkim	01.04.2015	601	0	601
33	तमिल नाडू	Tamil Nadu	12.12.2014	778	39	817
34	उत्तराखण्ड	Uttarakhand	01.04.2015	517	25	542
35	उत्तर प्रदेश	Uttar Pradesh (URBAN)	01.04.2015	883	5	888
		(RURAL)		817	5	822
36	पश्चिम बंगाल	West Bengal	01.04.2015	808	121	929
37	पश्चिम बंगाल-कोलकत्ता-(सी.ई.एस.सी.)	West Bengal - (CESC Ltd., Kolkata)	01.04.2015	775	116	891
38	पश्चिम बंगाल-(डी.पी.एस.सी.)	West Bengal - (DPSC Ltd.)	01.04.2013	620	93	713
39	पश्चिम बंगाल-दुर्गापुर परियोजना	West Bengal-Durgapur Projects Ltd.	01.04.2015	555	83	638
40	तेलंगाना	Telangana	01.04.2015	764	6	771

सारणी सं० 6 (थ): बड़े उद्योग 20000 कि०. वा०. 60% भार गुणाक (8760000 यूनिट/माह) (11 कि०. वो०. पर)
TABLE NO.6(I): LARGE INDUSTRIES 20000 KW 60% LF (8760000 Unit/Month) (AT 11 KV)

क्रमांक Sr. No.	युटिलिटी का नाम	Name of Utility	Tariff effective from	Av. Rate (P/KWh)	Duty/Tax (P/KWh)	Total (P/KWh)
1	आंध्र प्रदेश	Andhra Pradesh	01.04.2014	687	6	693
2	अरुणाचल प्रदेश	Arunachal Pradesh	01.04.2015	375	0	375
3	आसाम	Assam	01.12.2013	551	7	558
4	चंडीगढ़	Chandigarh	01.04.2015	572	11	583
5	छत्तीस गढ़	Chhattishgarh	01.07.2015	527	105	632
6	दादरा एवं नागर हवेली	Dadra & Nagar Haveli	01.04.2014	447	0	447
7	दमन एवं दिव	Daman & Diu	01.04.2014	497	0	497
8	दिल्ली-(बी.वाइ.पी.एल./बी.आर.पी.एल./एन.डी.पी.एल.-टी.पी.डी.डी.एल)	Delhi-(BYPL/BRPL/NDPL-TPDDL)	01.10.2015	854	43	897
9	दिल्ली-(एन.डी.एम.सी.)	Delhi-(NDMC)	01.10.2015	875	44	918
10	गोवा	Goa	01.04.2014	381	70	451
11	गुजरात	Gujarat	01.04.2015	570	86	656
12	गुजरात-(टोरेन्ट पावर लि., अहमदाबाद)	Gujarat-(Torrent Power Ltd., Ahmedabad)	01.04.2015	521	67	514
13	गुजरात-(टोरेन्ट पावर लि.)	Gujarat-(Torrent Power Ltd., Surat)	01.04.2015	552	83	635
14	हरियाणा	Haryana	01.04.2015	568	10	578
15	हिमाचल प्रदेश	Himachal Pradesh	01.04.2015	555	61	617
16	जम्मू व कश्मीर	Jammu & Kashmir	01.04.2015	350	35	385
17	झारखंड	Jharkhand	01.08.2012	435	5	440
18	कर्नाटक	Karnataka	01.05.2014			
		Bruhat Bangalore Mahangara Palike, Municipal Corp.& all Urban		660	40	700
		Areas under Village Panchayats		643	39	681
19	केरल	Kerala	16.08.2014	596	10	606
20	लक्षद्वीप	Lakshadweep	01.04.2015	685	0	685
21	मध्य प्रदेश	Madhya Pradesh	17.04.2015	637	96	732
22	महाराष्ट्र	Maharashtra (Continious Industries)	01.06.2015	777	81	858
		(Non-continious Industries)		727	77	803
23	महाराष्ट्र-मुम्बई-(बी.ई.एस.टी.)	Maharashtra - Mumbai-(B.E.S.T)	01.06.2015	1010	118	1128
24	महाराष्ट्र-मुम्बई-(रिलायंस एनर्जी)	Maharashtra - Mumbai-(Reliance Energy)	01.06.2015	981	115	1096
25	महाराष्ट्र-मुम्बई-(टाटा)	Maharashtra - Mumbai-(TATA's)	01.06.2015	985	116	1100
26	मणीपुर	Manipur	27.02.2015	490	0	490
27	मिजोरम	Mizoram	01.04.2015	426	0	426
28	मेघालय	Meghalaya	01.04.2013	486	3	489
29	नागालैंड	Nagaland	01.04.2015	660	0	660
30	उड़ीसा	Orissa	01.04.2015	567	40	607
31	पंजाब	Punjab	01.04.2015	614	80	694
32	सिक्किम	Sikkim	01.04.2015	538	0	538
33	तमिल नाडू	Tamil Nadu	12.12.2014	734	37	770
34	उत्तराखण्ड	Uttarakhand	01.04.2015	478	25	503
35	उत्तर प्रदेश	Uttar Pradesh (URBAN)	01.04.2015	850	5	855
		(RURAL)		786	5	791
36	पश्चिम बंगाल	West Bengal	01.04.2015	766	115	881
37	पश्चिम बंगाल-कोलकत्ता-(सी.ई.एस.सी.)	West Bengal - (CESC Ltd., Kolkata)	01.04.2015	730	110	840
38	पश्चिम बंगाल-(डी.पी.एस.सी.)	West Bengal - (DPSC Ltd.)	01.04.2013	582	87	669
39	पश्चिम बंगाल-दुर्गापुर परियोजना	West Bengal-Durgapur Projects Ltd.	01.04.2015	513	77	590
40	तेलंगाना	Telangana	01.04.2015	720	6	727



Electricity Tariff & Duty and Average rates of electricity supply in India

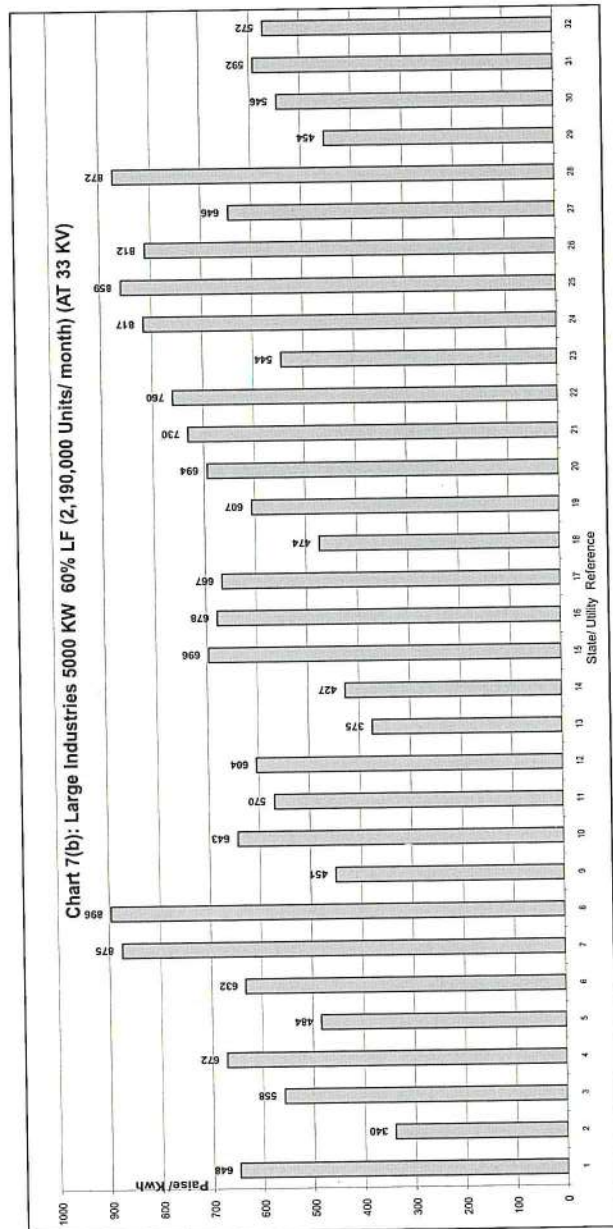
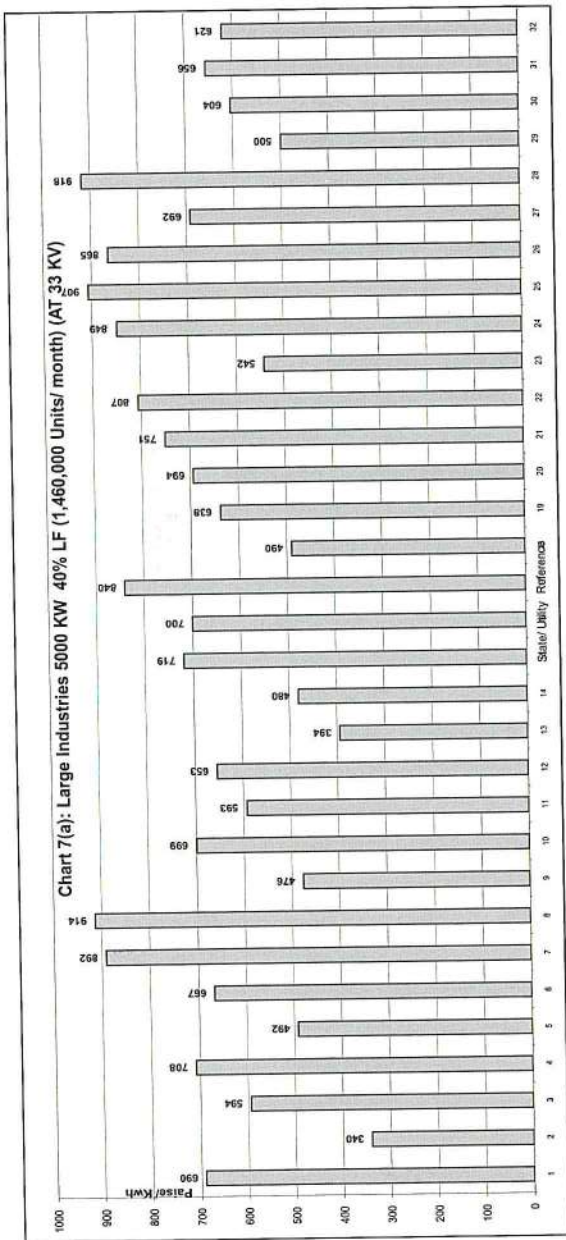
सारणी सं० 7 (क): बड़े उद्योग 5000 कि०. वा०. 40% भार गुणाक (1460000 यूनिट/माह) (33 कि०. व००. पर)
TABLE NO.7(a): LARGE INDUSTRIES 5000 KW 40% LF (1460000 Unit/Month) (AT 33 KV)

क्रमांक Sr. No.	युटिलिटी का नाम	Name of Utility	Tariff effective from	Av. Rate (P/KWh)	Duty/Tax (P/KWh)	Total (P/KWh)
1	आंध्र प्रदेश	Andhra Pradesh	01.04.2014	684	6	690
2	अरुणाचल प्रदेश	Arunachal Pradesh	01.04.2015	340	0	340
3	आसाम	Assam	01.12.2013	587	7	594
4	बिहार	Bihar	01.04.2015	668	40	708
5	चंडीगढ़	Chandigarh	01.04.2015	481	11	492
6	छत्तीस गढ़	Chhattishgarh	01.07.2015	556	111	667
7	दिल्ली-(बी वाइ पी एल / वी.आर.पी.एल / एन.डी.पी.एल -टी.पी.डी.डी.एल)	Delhi-(BYPL/BRPL/NDPL-TPDDL)	01.10.2015	849	42	892
8	दिल्ली-(एन.डी.एम.सी.)	Delhi-(NDMC)	01.10.2015	871	44	914
9	गोवा	Goa	01.04.2014	406	70	476
10	गुजरात	Gujarat	01.04.2015	608	91	699
11	हरियाणा	Haryana	01.04.2015	583	10	593
12	हिमाचल प्रदेश	Himachal Pradesh	01.04.2015	589	65	653
13	जम्मू व कश्मीर	Jammu & Kashmir	01.04.2015	358	36	394
14	झारखंड	Jharkhand	01.08.2012	475	5	480
15	कर्नाटक	Karnataka	01.05.2014			
		Bruhat Bangalore Mahangara Palike, Municipal Corp.& all Urban Areas under Village Panchayats		679	41	719
16	मध्य प्रदेश	Madhya Pradesh	17.04.2015	661	40	700
17	मेघालय	Meghalaya	01.04.2013	731	110	840
18	उड़ीसा	Orissa	01.04.2015	487	3	490
19	पुडुच्चेरी	Puducherry	01.04.2015	598	40	638
20	पंजाब	Punjab	01.04.2015	526	0	526
21	राजस्थान	Rajasthan	01.04.2015	614	80	694
22	तमिल नाडू	Tamil Nadu	01.02.2015	686	65	751
23	उत्तराखण्ड	Uttarakhand	12.12.2014	768	38	807
24	उत्तर प्रदेश	Uttar Pradesh	01.04.2015	517	25	542
25	पश्चिम बंगाल	West Bengal	01.04.2015	844	5	849
26	पश्चिम बंगाल-कोलकता-(सी.ई.एस.सी.)	West Bengal - (CESC Ltd., Kolkata)	01.04.2015	789	118	907
27	पश्चिम बंगाल-(डी.पी.एस.सी.)	West Bengal - (DPSC Ltd.)	01.04.2013	752	113	865
		(06.00 hrs to 17.00 hrs)		601	90	692
		(17.00 hrs to 23.00 hrs)		798	120	918
		(23.00 hrs to 06.00 hrs)		434	65	500
28	पश्चिम बंगाल-(डी.वी.सी.)	West Bengal-D.V.C. (Bihar Area) (West Bengal Area)	01.09.2014	570	34	604
29	पश्चिम बंगाल-दुर्गापुर परियोजना	West Bengal-Durgapur Projects Ltd.	01.04.2015	570	86	656
30	तेलंगाना	Telangana	01.04.2015	540	81	621
				722	6	729

सारणी सं० 7 (ख): बड़े उद्योग 5000 कि०. वा०. 60% भार गुणाक (2190000 यूनिट/माह) (33 कि०. व००. पर)
TABLE NO.7(b): LARGE INDUSTRIES 5000 KW 60% LF (2190000 Unit/Month) (AT 33 KV)

क्रमांक Sr. No.	युटिलिटी का नाम	Name of Utility	Tariff effective from	Av. Rate (P/KWh)	Duty/Tax (P/KWh)	Total (P/KWh)
1	आंध्र प्रदेश	Andhra Pradesh	01.04.2014	642	6	648
2	अरुणाचल प्रदेश	Arunachal Pradesh	01.04.2015	340	0	340
3	आसाम	Assam	01.12.2013	551	7	558
4	बिहार	Bihar	01.04.2015	633	38	672
5	चंडीगढ़	Chandigarh	01.04.2015	473	11	484
6	छत्तीस गढ़	Chhattishgarh	01.07.2015	527	105	632
7	दिल्ली-(बी वाइ पी एल / वी.आर.पी.एल / एन.डी.पी.एल -टी.पी.डी.डी.एल)	Delhi-(BYPL/BRPL/NDPL-TPDDL)	01.10.2015	833	42	875
8	दिल्ली-(एन.डी.एम.सी.)	Delhi-(NDMC)	01.10.2015	854	43	896
9	गोवा	Goa	01.04.2014	381	70	451
10	गुजरात	Gujarat	01.04.2015	560	84	643
11	हरियाणा	Haryana	01.04.2015	560	10	570
12	हिमाचल प्रदेश	Himachal Pradesh	01.04.2015	544	60	604
13	जम्मू व कश्मीर	Jammu & Kashmir	01.04.2015	341	34	375
14	झारखंड	Jharkhand	01.08.2012	422	5	427
15	कर्नाटक	Karnataka	01.05.2014			
		Bruhat Bangalore Mahangara Palike, Municipal Corp.& all Urban Areas under Village Panchayats		657	39	696
16	मध्य प्रदेश	Madhya Pradesh	17.04.2015	640	38	678
17	मेघालय	Meghalaya	01.04.2013	580	87	667
18	उड़ीसा	Orissa	01.04.2015	471	3	474
19	पुडुच्चेरी	Puducherry	01.04.2015	567	40	607
20	पंजाब	Punjab	01.04.2015	501	0	501
21	राजस्थान	Rajasthan	01.04.2015	614	80	694
22	तमिल नाडू	Tamil Nadu	01.02.2015	665	65	730
23	उत्तराखण्ड	Uttarakhand	12.12.2014	724	36	760
24	उत्तर प्रदेश	Uttar Pradesh	01.04.2015	519	25	544
25	पश्चिम बंगाल	West Bengal	01.04.2015	812	5	817
26	पश्चिम बंगाल-कोलकता-(सी.ई.एस.सी.)	West Bengal - (CESC Ltd., Kolkata)	01.04.2015	747	112	859
27	पश्चिम बंगाल-(डी.पी.एस.सी.)	West Bengal - (DPSC Ltd.)	01.04.2013	706	106	812
		(06.00 hrs to 17.00 hrs)		562	84	646
		(17.00 hrs to 23.00 hrs)		759	114	872
		(23.00 hrs to 06.00 hrs)		395	59	454
28	पश्चिम बंगाल-(डी.वी.सी.)	West Bengal-D.V.C. (Bihar Area) (West Bengal Area)	01.09.2014	515	31	546
29	पश्चिम बंगाल-दुर्गापुर परियोजना	West Bengal-Durgapur Projects Ltd.	01.04.2015	515	77	592
30	तेलंगाना	Telangana	01.04.2015	497	75	572
				728	6	735

- Index of States
- 1 Andhra Pradesh
 - 2 Arunachal Pradesh
 - 3 Assam
 - 4 Bihar
 - 5 Chandigarh
 - 6 Chhattisgarh
 - 7 Delhi (BSES/NDPL)
 - 8 Delhi (NDMC)
 - 9 Goa
 - 10 Gujarat
 - 11 Haryana
 - 12 Himachal Pradesh
 - 13 Jammu & Kashmir
 - 14 Jharkhand
 - 15 Karnataka (Bangalore Metro)
 - 16 Karnataka (Other Areas)
 - 17 M. P.
 - 18 Meghalaya
 - 19 Orissa
 - 20 Punjab
 - 21 Rajasthan
 - 22 Tamil Nadu
 - 23 Uttaranchal
 - 24 U. P.
 - 25 West Bengal
 - 26 W. B. (Kolkata CESC)
 - 27 West Bengal (DPSC) (06.00 - 17.00 hrs)
 - 28 West Bengal (DPSC) (17.00 - 23.00 hrs)
 - 29 West Bengal (DPSC) (23.00 - 06.00 hrs)
 - 30 West Bengal-D.V.C. (Bihar Area)
 - 31 West Bengal-D.V.C. (W.B. Area)
 - 32 West Bengal (DPL)
 - 33 Telangana



Electricity Tariff & Duty and Average rates of electricity supply in India

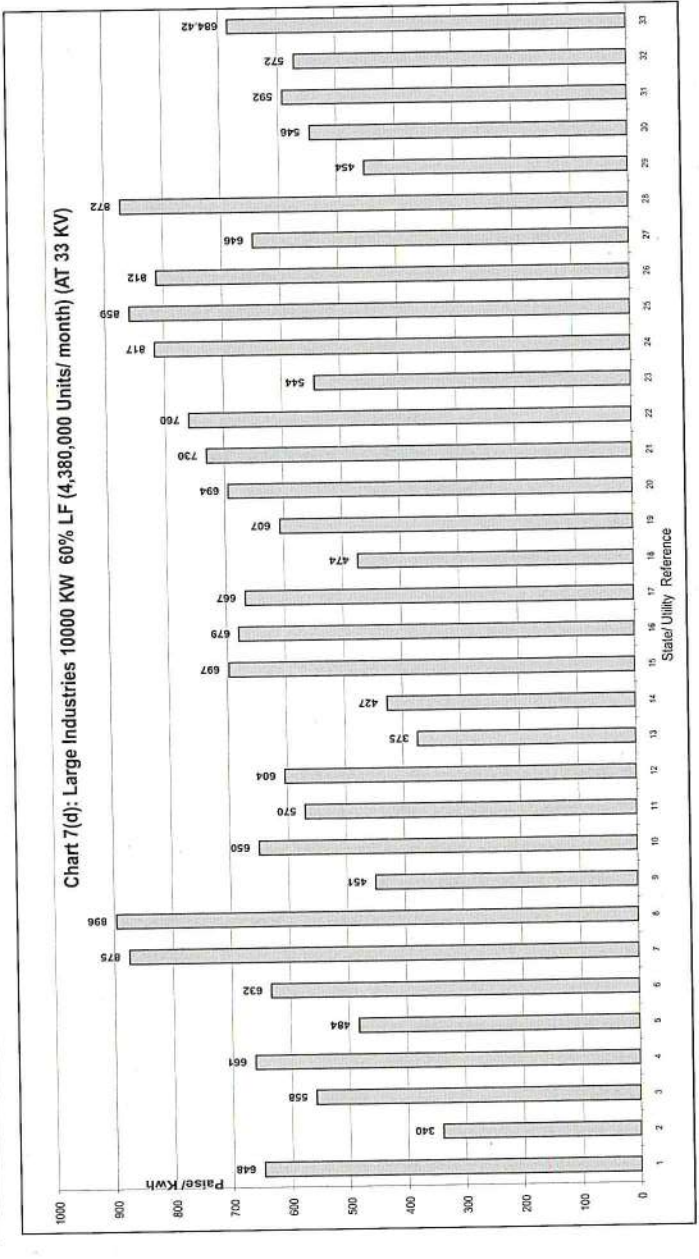

सारणी सं० 7 (ग): बड़े उद्योग 10000 कि० वा०. 40% मार गुणाक (2920000 यूनिट/माह) (33 कि० व०. पर)
TABLE NO.7(c): LARGE INDUSTRIES 10000 KW 40% LF (2920000 Unit/Month) (AT 33 KV)

क्रमांक Sr. No.	युटिलिटी का नाम	Name of Utility	Tariff effective from	Av. Rate (P/KWh)	Duty/Tax (P/KWh)	Total (P/KWh)
1	आंध्र प्रदेश	Andhra Pradesh	01.04.2014	684	6	690
2	अरुणाचल प्रदेश	Arunachal Pradesh	01.04.2015	340	0	340
3	आसाम	Assam	01.12.2013	587	7	594
4	बिहार	Bihar (AT 132 KV)	01.04.2015	658	39	697
5	चंडीगढ़	Chandigarh	01.04.2015	481	11	492
6	छत्तीस गढ़	Chhattishgarh	01.07.2015	556	111	667
7	दिल्ली-(बी.वाइ.पी.एल./बी.आर.पी.एल./एन.डी.पी.एल.-टी.पी.डी.डी.एल)	Delhi-(BYPL/BRPL/NDPL-TPDDL)	01.10.2015	849	42	892
8	दिल्ली-(एन.डी.एम.सी.)	Delhi-(NDMC)	01.10.2015	871	44	914
9	गोवा	Goa	01.04.2014	406	70	476
10	गुजरात	Gujarat	01.04.2015	616	92	709
11	हरियाणा	Haryana	01.04.2015	583	10	593
12	हिमाचल प्रदेश	Himachal Pradesh	01.04.2015	589	65	653
13	जम्मू व कश्मीर	Jammu & Kashmir	01.04.2015	358	36	394
14	झारखंड	Jharkhand	01.08.2012	475	5	480
15	कर्नाटक	Karnataka	01.05.2014			
		Bruhat Bangalore Mahangara Palike, Municipal Corp. & all Urban		680	41	721
		Areas under Village Panchayats		662	40	701
16	मध्य प्रदेश	Madhya Pradesh	17.04.2015	731	110	840
17	मेघालय	Meghalaya	01.04.2013	487	3	490
18	उड़ीसा	Orissa	01.04.2015	598	40	638
19	पुडुच्चेरी	Puducherry	01.04.2015	526	0	526
20	पंजाब	Punjab	01.04.2015	614	80	694
21	राजस्थान	Rajasthan	01.02.2015	686	65	751
22	तमिल नाडु	Tamil Nadu	12.12.2014	768	38	807
23	उत्तराखण्ड	Uttarakhand	01.04.2015	517	25	542
24	उत्तर प्रदेश	Uttar Pradesh	01.04.2015	844	5	849
25	पश्चिम बंगाल	West Bengal	01.04.2015	789	118	907
26	पश्चिम बंगाल-कोलकता-(सी.ई.एस.सी.)	West Bengal - (CESC Ltd., Kolkata)	01.04.2015	752	113	865
27	पश्चिम बंगाल-(डी.पी.एस.सी.)	West Bengal - (DPSC Ltd.)	01.04.2013			
		(06.00 hrs to 17.00 hrs)		601	90	692
		(17.00 hrs to 23.00 hrs)		798	120	918
		(23.00 hrs to 06.00 hrs)		434	65	500
28	पश्चिम बंगाल-(डी.वी.सी.)	West Bengal-D.V.C. (Bihar Area)	01.09.2014	570	34	604
		(West Bengal Area)		570	86	656
29	पश्चिम बंगाल-दुर्गापुर परियोजना	West Bengal-Durgapur Projects Ltd.	01.04.2015	540	81	621
30	तेलंगाना	Telangana	01.04.2015	722	6	729

सारणी सं० 7 (घ): बड़े उद्योग 10000 कि० वा०. 60% मार गुणाक (4380000 यूनिट/माह) (33 कि० व०. पर)
TABLE NO.7(d): LARGE INDUSTRIES 10000 KW 60% LF (4380000 Unit/Month) (AT 33 KV)

क्रमांक Sr. No.	युटिलिटी का नाम	Name of Utility	Tariff effective from	Av. Rate (P/KWh)	Duty/Tax (P/KWh)	Total (P/KWh)
1	आंध्र प्रदेश	Andhra Pradesh	01.04.2014	642	6	648
2	अरुणाचल प्रदेश	Arunachal Pradesh	01.04.2015	340	0	340
3	आसाम	Assam	01.12.2013	551	7	558
4	बिहार	Bihar (AT 132 KV)	01.04.2015	623	37	661
5	चंडीगढ़	Chandigarh	01.04.2015	473	11	484
6	छत्तीस गढ़	Chhattishgarh	01.07.2015	527	105	632
7	दिल्ली-(बी.वाइ.पी.एल./बी.आर.पी.एल./एन.डी.पी.एल.-टी.पी.डी.डी.एल)	Delhi-(BYPL/BRPL/NDPL-TPDDL)	01.10.2015	833	42	875
8	दिल्ली-(एन.डी.एम.सी.)	Delhi-(NDMC)	01.10.2015	854	43	896
9	गोवा	Goa	01.04.2014	381	70	451
10	गुजरात	Gujarat	01.04.2015	565	85	650
11	हरियाणा	Haryana	01.04.2015	560	10	570
12	हिमाचल प्रदेश	Himachal Pradesh	01.04.2015	544	60	604
13	जम्मू व कश्मीर	Jammu & Kashmir	01.04.2015	341	34	375
14	झारखंड	Jharkhand	01.08.2012	422	5	427
15	कर्नाटक	Karnataka	01.05.2014			
		Bruhat Bangalore Mahangara Palike, Municipal Corp. & all Urban		658	39	697
		Areas under Village Panchayats		640	38	679
16	मध्य प्रदेश	Madhya Pradesh	17.04.2015	580	87	667
17	मेघालय	Meghalaya	01.04.2013	471	3	474
18	उड़ीसा	Orissa	01.04.2015	567	40	607
19	पुडुच्चेरी	Puducherry	01.04.2015	501	0	501
20	पंजाब	Punjab	01.04.2015	614	80	694
21	राजस्थान	Rajasthan	01.02.2015	665	65	730
22	तमिल नाडु	Tamil Nadu	12.12.2014	724	36	760
23	उत्तराखण्ड	Uttarakhand	01.04.2015	519	25	544
24	उत्तर प्रदेश	Uttar Pradesh	01.04.2015	812	5	817
25	पश्चिम बंगाल	West Bengal	01.04.2015	747	112	859
26	पश्चिम बंगाल-कोलकता-(सी.ई.एस.सी.)	West Bengal - (CESC Ltd., Kolkata)	01.04.2015	706	106	812
27	पश्चिम बंगाल-(डी.पी.एस.सी.)	West Bengal - (DPSC Ltd.)	01.04.2013			
		(06.00 hrs to 17.00 hrs)		562	84	646
		(17.00 hrs to 23.00 hrs)		759	114	872
		(23.00 hrs to 06.00 hrs)		395	59	454
28	पश्चिम बंगाल-(डी.वी.सी.)	West Bengal-D.V.C. (Bihar Area)	01.09.2014	515	31	546
		(West Bengal Area)		515	77	592
29	पश्चिम बंगाल-दुर्गापुर परियोजना	West Bengal-Durgapur Projects Ltd.	01.04.2015	497	75	572

- Index of States
- 1 Andhra Pradesh
 - 2 Anunachal Pradesh
 - 3 Assam
 - 4 Bihar
 - 5 Chandigarh
 - 6 Chhattisgarh
 - 7 Delhi (BSES/NDPL)
 - 8 Delhi (NDMC)
 - 9 Goa
 - 10 Gujarat
 - 11 Haryana
 - 12 Himachal Pradesh
 - 13 Jammu & Kashmir
 - 14 Jharkhand
 - 15 Karnataka(Bangalore Metro)
 - 16 Karnataka(Other Areas)
 - 17 M. P.
 - 18 Meghalaya
 - 19 Orissa
 - 20 Punjab
 - 21 Rajasthan
 - 22 Tamil Nadu
 - 23 Uttaranchal
 - 24 U. P.
 - 25 West Bengal
 - 26 W. B. (Kolkata CESC)
 - 27 West Bengal (DPSC) (06.00 - 17.00 hrs)
 - 28 West Bengal (DPSC) (17.00 - 23.00 hrs)
 - 29 West Bengal (DPSC) (23.00 - 06.00 hrs)
 - 30 West Bengal-D.V.C.(Bihar Area)
 - 31 West Bengal-D.V.C.(W.B. Area)
 - 32 West Bengal (DPL)
 - 33 Telangana



Electricity Tariff & Duty and Average rates of electricity supply in India

सारणी सं० 7 (इ): बड़े उद्योग 20000 कि०. वा०. 40% भार गुणाक (5840000 यूनिट/माह) (33 कि०. वो०. पर)
TABLE NO.7(e): LARGE INDUSTRIES 20000 KW 40% LF (5840000 Unit/Month) (AT 33 KV)

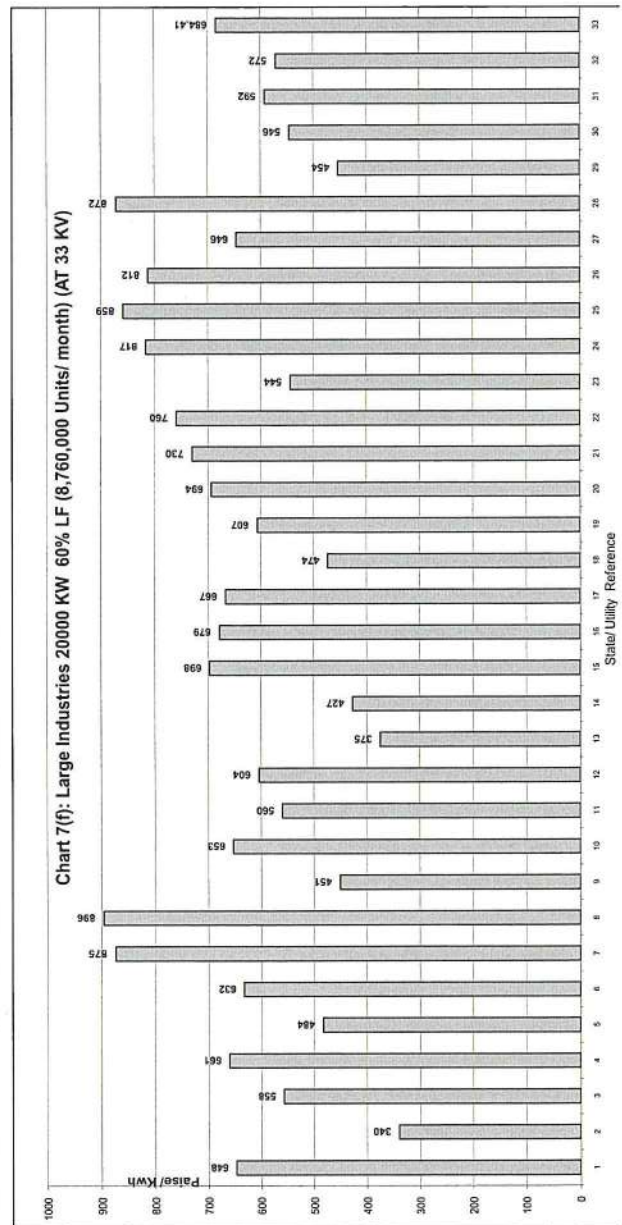
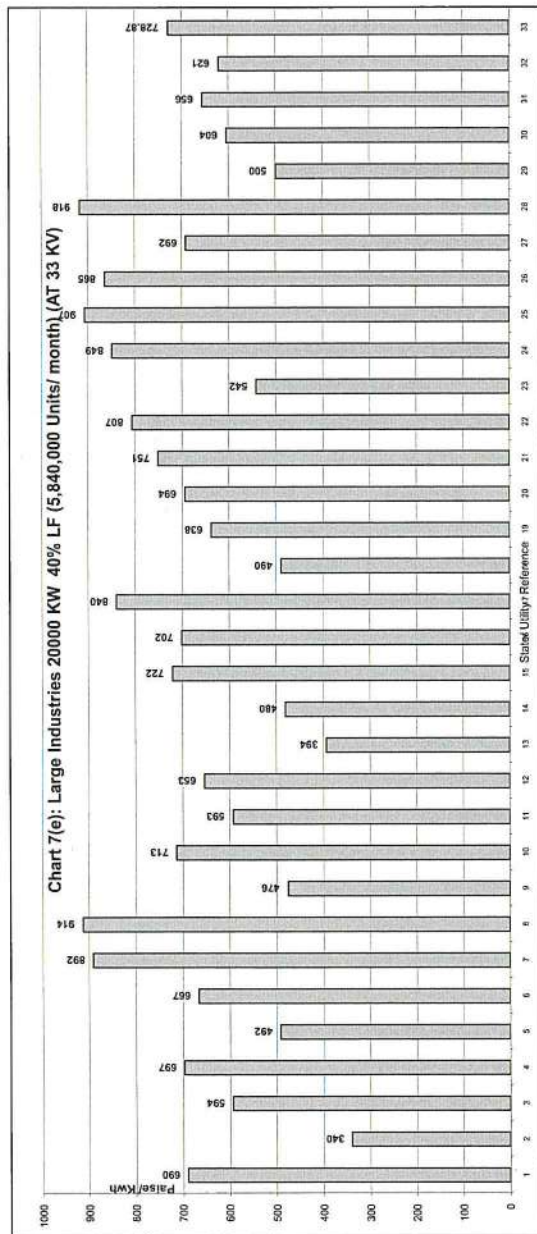
क्रमांक Sr. No.	युटिलिटी का नाम	Name of Utility	Tariff effective from	Av. Rate (P/KWh)	Duty/Tax (P/KWh)	Total (P/KWh)
1	आंध्र प्रदेश	Andhra Pradesh	01.04.2014	684	6	690
2	अरुणाचल प्रदेश	Arunachal Pradesh	01.04.2015	340	0	340
3	आसाम	Assam	01.12.2013	587	7	594
4	बिहार	Bihar (AT 132 KV)	01.04.2015	658	39	697
5	चंडीगढ़	Chandigarh	01.04.2015	481	11	492
6	छत्तीस गढ़	Chhattishgarh	01.07.2015	556	111	667
7	दिल्ली-(बी.वाइ.पी.एल./बी.आर.पी.एल./एन.डी.पी.एल.-टी.पी.डी.डी.एल)	Delhi-(BYPL/BRPL/NDPL-TPDDL)	01.10.2015	849	42	892
8	दिल्ली-(एन.डी.एम.सी.)	Delhi-(NDMC)	01.10.2015	871	44	914
9	गोवा	Goa	01.04.2014	406	70	476
10	गुजरात	Gujarat	01.04.2015	620	93	713
11	हरियाणा	Haryana	01.04.2015	583	10	593
12	हिमाचल प्रदेश	Himachal Pradesh	01.04.2015	589	65	653
13	जम्मू व कश्मीर	Jammu & Kashmir	01.04.2015	358	36	394
14	झारखंड	Jharkhand	01.08.2012	475	5	480
15	कर्नाटक	Karnataka	01.05.2014			
		Bruhat Bangalore Mahangara Palike, Municipal Corp.& all Urban Areas under Village Panchayats		681	41	722
16	मध्य प्रदेश	Madhya Pradesh	17.04.2015	731	110	840
17	मेघालय	Meghalaya	01.04.2013	487	3	490
18	उड़ीसा	Orissa	01.04.2015	598	40	638
19	पुडुच्चेरी	Puducherry	01.04.2015	526	0	526
20	पंजाब	Punjab	01.04.2015	614	80	694
21	राजस्थान	Rajasthan	01.02.2015	686	65	751
22	तमिल नाडू	Tamil Nadu	12.12.2014	768	38	807
23	उत्तराखण्ड	Uttarakhand	01.04.2015	517	25	542
24	उत्तर प्रदेश	Uttar Pradesh	01.04.2015	844	5	849
25	पश्चिम बंगाल	West Bengal	01.04.2015	789	118	907
26	पश्चिम बंगाल-कोलकाता-(सी.ई.एस.सी.)	West Bengal - (CESC Ltd., Kolkata)	01.04.2015	752	113	865
27	पश्चिम बंगाल-(डी.पी.एस.सी.)	West Bengal - (DPSC Ltd.)	01.04.2013			
		(06.00 hrs to 17.00 hrs)		601	90	692
		(17.00 hrs to 23.00 hrs)		798	120	918
		(23.00 hrs to 06.00 hrs)		434	65	500
28	पश्चिम बंगाल-(डी.वी.सी.)	West Bengal-D.V.C. (Bihar Area) (West Bengal Area)	01.09.2014	570	34	604
				570	86	656
29	पश्चिम बंगाल-दुर्गापुर परियोजना	West Bengal-Durgapur Projects Ltd.	01.04.2015	540	81	621
30	तेलंगाना	Telangana	01.04.2015	722	6	729

सारणी सं० 7 (च): बड़े उद्योग 20000 कि०. वा०. 60% भार गुणाक (8760000 यूनिट/माह) (33 कि०. वो०. पर)
TABLE NO.7(f): LARGE INDUSTRIES 20000 KW 60% LF (8760000 Unit/Month) (AT 33 KV)

क्रमांक Sr. No.	युटिलिटी का नाम	Name of Utility	Tariff effective from	Av. Rate (P/KWh)	Duty/Tax (P/KWh)	Total (P/KWh)
1	आंध्र प्रदेश	Andhra Pradesh	01.04.2014	642	6	648
2	अरुणाचल प्रदेश	Arunachal Pradesh	01.04.2015	340	0	340
3	आसाम	Assam	01.12.2013	551	7	558
4	बिहार	Bihar (AT 132 KV)	01.04.2015	623	37	661
5	चंडीगढ़	Chandigarh	01.04.2015	473	11	484
6	छत्तीस गढ़	Chhattishgarh	01.07.2015	527	105	632
7	दिल्ली-(बी.वाइ.पी.एल./बी.आर.पी.एल./एन.डी.पी.एल.-टी.पी.डी.डी.एल)	Delhi-(BYPL/BRPL/NDPL-TPDDL)	01.10.2015	833	42	875
8	दिल्ली-(एन.डी.एम.सी.)	Delhi-(NDMC)	01.10.2015	854	43	896
9	गोवा	Goa	01.04.2014	381	70	451
10	गुजरात	Gujarat	01.04.2015	568	85	653
11	हरियाणा	Haryana	01.04.2015	560	0	560
12	हिमाचल प्रदेश	Himachal Pradesh	01.04.2015	544	60	604
13	जम्मू व कश्मीर	Jammu & Kashmir	01.04.2015	341	34	375
14	झारखंड	Jharkhand	01.08.2012	422	5	427
15	कर्नाटक	Karnataka	01.05.2014			
		Bruhat Bangalore Mahangara Palike, Municipal Corp.& all Urban Areas under Village Panchayats		658	39	698
16	मध्य प्रदेश	Madhya Pradesh	17.04.2015	580	87	667
17	मेघालय	Meghalaya	01.04.2013	471	3	474
18	उड़ीसा	Orissa	01.04.2015	567	40	607
19	पुडुच्चेरी	Puducherry	01.04.2015	501	0	501
20	पंजाब	Punjab	01.04.2015	614	80	694
21	राजस्थान	Rajasthan	01.02.2015	665	65	730
22	तमिल नाडू	Tamil Nadu	12.12.2014	724	36	760
23	उत्तराखण्ड	Uttarakhand	01.04.2015	519	25	544
24	उत्तर प्रदेश	Uttar Pradesh	01.04.2015	812	5	817
25	पश्चिम बंगाल	West Bengal	01.04.2015	747	112	859
26	पश्चिम बंगाल-कोलकाता-(सी.ई.एस.सी.)	West Bengal - (CESC Ltd., Kolkata)	01.04.2015	706	106	812
27	पश्चिम बंगाल-(डी.पी.एस.सी.)	West Bengal - (DPSC Ltd.)	01.04.2013			
		(06.00 hrs to 17.00 hrs)		562	84	646
		(17.00 hrs to 23.00 hrs)		759	114	872
		(23.00 hrs to 06.00 hrs)		395	59	454
28	पश्चिम बंगाल-(डी.वी.सी.)	West Bengal-D.V.C. (Bihar Area) (West Bengal Area)	01.09.2014	515	31	546
				515	77	592
29	पश्चिम बंगाल-दुर्गापुर परियोजना	West Bengal-Durgapur Projects Ltd.	01.04.2015	497	75	572
30	तेलंगाना	Telangana	01.04.2015	678	6	684

Index of States

- 1 Andhra Pradesh
- 2 Arunachal Pradesh
- 3 Assam
- 4 Bihar
- 5 Chandigarh
- 6 Chhattisgarh
- 7 Delhi (BSES/NDPL)
- 8 Delhi (NDMC)
- 9 Goa
- 10 Gujarat
- 11 Haryana
- 12 Himachal Pradesh
- 13 Jammu & Kashmir
- 14 Jharkhand
- 15 Karnataka(Bangalore Metro)
- 16 Karnataka(Other Areas)
- 17 M. P.
- 18 Meghalaya
- 19 Orissa
- 20 Punjab
- 21 Rajasthan
- 22 Tamil Nadu
- 23 Uttaranchal
- 24 U. P.
- 25 West Bengal
- 26 W. B. (Kolkata CESC)
- 27 West Bengal (DPSC) (05.00 - 17.00 hrs)
- 28 West Bengal (DPSC) (17.00 - 23.00 hrs)
- 29 West Bengal (DPSC) (23.00 - 06.00 hrs)
- 30 West Bengal-D.V.C. (Bihar Area)
- 31 West Bengal-D.V.C.(W.B. Area)
- 32 West Bengal (DPL)
- 33 Telangana



Electricity Tariff & Duty and Average rates of electricity supply in India

सारणी सं० 7 (छ): बड़े उद्योग 50000 कि०. वा०. 40% भार गुणांक (14600000 यूनिट/माह) (33 कि०. वो०. पर)
TABLE NO.7(g): LARGE INDUSTRIES 50000 KW 40% LF (14600000 Unit/Month) (AT 33 KV)


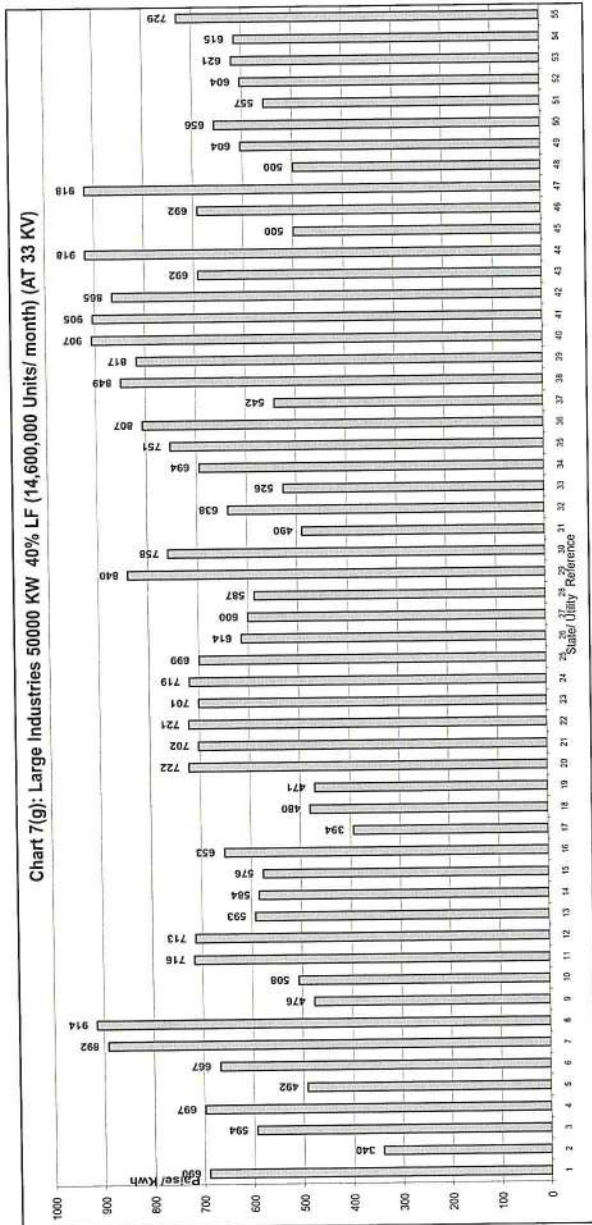
क्रमांक Sr. No.	युटिलिटी का नाम	Name of Utility	Tariff effective from	Av. Rate (P/KWh)	Duty/Tax (P/KWh)	Total (P/KWh)
1	आंध्र प्रदेश	Andhra Pradesh	01.04.2014	684	6	690
2	अरुणाचल प्रदेश	Arunachal Pradesh	01.04.2015	340	0	340
3	आसाम	Assam	01.12.2013	587	7	594
4	बिहार	Bihar (AT 132 KV)	01.04.2015	658	39	697
5	चंडीगढ़	Chandigarh	01.04.2015	481	11	492
6	छत्तीस गढ़	Chhattishgarh	01.07.2015	556	111	667
7	दिल्ली-(बी.वाइ.पी.एल./बी.आर.पी.एल./एन.डी.पी.एल.-टी.पी.डी.डी.एल)	Delhi-(BYPL/BRPL/NDPL-TPDDL)	01.10.2015	849	42	892
8	दिल्ली-(एन.डी.एम.सी.)	Delhi-(NDMC)	01.10.2015	871	44	914
9	गोवा	Goa (AT 33 KV)	01.04.2014	406	70	476
		(AT 110 KV)		438	70	508
10	गुजरात	Gujarat (AT 33/66 KV)	01.04.2015	623	93	716
		(AT 132 KV)		620	93	713
11	हरियाणा	Haryana (AT 33 KV)	01.04.2015	583	10	593
		(AT 66/132 KV)		574	10	584
		(AT 220 KV)		566	10	576
12	हिमाचल प्रदेश	Himachal Pradesh	01.04.2015	589	65	653
13	जम्मू व कश्मीर	Jammu & Kashmir	01.04.2015	358	36	394
14	झारखंड	Jharkhand (AT 33 KV)	01.08.2012	475	5	480
		(AT 132 KV)		466	5	471
15	कर्नाटक	Karnataka	01.05.2014			
		Bangalore Metro Area (AT 33/66 KV)		681	41	722
		Other Areas (AT 33/66 KV)		662	40	702
		Bangalore Metropolitan Area (AT 110 KV)		680	41	721
		Other Areas (AT 110 KV)		661	40	701
		Bangalore Metropolitan Area (AT 220 KV)		678	41	719
		Other Areas (AT 220 KV)		659	40	699
16	केरल	Kerala (AT 66 KV)	16.08.2014	604	10	614
		(AT 110 KV)		590	10	600
		(AT 220 KV)		577	10	587
17	मध्य प्रदेश	Madhya Pradesh (AT 33 KV)	17.04.2015	731	110	840
		(AT 132 KV)		660	99	758
18	मेघालय	Meghalaya	01.04.2013	487	3	490
19	उड़ीसा	Orissa (AT 132 KV)	01.04.2015	598	40	638
20	पुडुच्चेरी	Puducherry (AT 110 KV)	01.04.2014	526	0	526
21	पंजाब	Punjab	01.04.2015	614	80	694
22	राजस्थान	Rajasthan	01.02.2015	686	65	751
23	तमिल नाडू	Tamil Nadu	12.12.2014	768	38	807
24	उत्तराखण्ड	Uttarakhand	01.04.2015	517	25	542
25	उत्तर प्रदेश	Uttar Pradesh	01.04.2015			
		For supply at 33 KV & 66 KV		844	5	849
		For supply at 132 KV & above		812	5	817
26	पश्चिम बंगाल	West Bengal (AT 33 KV)	01.04.2015	789	118	907
		(AT 132 KV)		787	118	905
27	पश्चिम बंगाल-कोलकाता-(सी.ई.एस.सी.)	West Bengal - (CESC Ltd., Kolkata)	01.04.2015	752	113	865
28	पश्चिम बंगाल-(डी.पी.एस.सी.)	West Bengal - (DPSC Ltd.)	01.04.2013			
		(AT 33 KV)				
		(06.00 hrs to 17.00 hrs)		601	90	692
		(17.00 hrs to 23.00 hrs)		798	120	918
		(23.00 hrs to 06.00 hrs)		434	65	500
		(AT 132 KV)				
		(06.00 hrs to 17.00 hrs)		601	90	692
		(17.00 hrs to 23.00 hrs)		798	120	918
		(23.00 hrs to 06.00 hrs)		434	65	500
29	पश्चिम बंगाल-(डी.वी.सी.)	West Bengal-D.V.C. (Bihar Area)	01.09.2014	570	34	604
		(West Bengal Area)		570	86	656
		AT 132 KV (Bihar Area)		525	32	557
		AT 132 KV (West Bengal Area)		525	79	604
30	पश्चिम बंगाल-दुर्गापुर परियोजना	West Bengal-Durgapur Projects Ltd.	01.04.2015			
		(AT 33 KV)		540	81	621
		(AT 132 KV)		535	80	615
31	तेलंगाना	Telangana	01.04.2015	722	6	729

Electricity Tariff & Duty and Average rates of electricity supply in India

सारणी सं० 7 (ज): बड़े उद्योग 50000 कि०. वा०. 60% भार गुणाक (21900000 यूनिट/माह) (33 कि०. वो०. पर)
TABLE NO.7(h): LARGE INDUSTRIES 50000 KW 60% LF (21900000 Unit/Month) (AT 33 KV)

क्रमांक Sr. No.	युटिलिटी का नाम	Name of Utility	Tariff effective from	Av. Rate (P/KWh)	Duty/Tax (P/KWh)	Total (P/KWh)
1	आंध्र प्रदेश	Andhra Pradesh				
2	अरुणाचल प्रदेश	Arunachal Pradesh	01.04.2014	642	6	648
3	आसाम	Assam	01.04.2015	340	0	340
4	बिहार	Bihar (AT 132 KV)	01.12.2013	551	7	558
5	चंडीगढ़	Chandigarh	01.04.2015	623	37	661
6	छत्तीस गढ़	Chhattishgarh	01.04.2015	473	11	484
7	दिल्ली-(बी.वाइ.पी.एल./बी.आर.पी.एल./एन.डी.पी.एल.-टी.पी.डी.डी.एल)	Delhi-(BYPL/BRPL/NDPL-TPDDL)	01.07.2015	527	105	632
8	दिल्ली-(एन.डी.एम.सी.)	Delhi-(NDMC)	01.10.2015	833	42	875
9	गोवा	Goa (AT 33 KV)	01.10.2015	854	43	896
		(AT 110 KV)	01.04.2014	381	70	451
10	गुजरात	Gujarat (AT 33/66 KV)		408	70	478
		(AT 132 KV)	01.04.2015	569	85	655
11	हरियाणा	Haryana (AT 33 KV)		567	85	652
		(AT 66/132 KV)	01.04.2015	560	10	570
		(AT 220 KV)		551	10	561
12	हिमाचल प्रदेश	Himachal Pradesh		543	10	553
13	जम्मू व कश्मीर	Jammu & Kashmir	01.04.2015	544	60	604
14	झारखंड	Jharkhand (AT 33 KV)	01.04.2015	341	34	375
		(AT 132 KV)	01.08.2012	422	5	427
15	कर्नाटक	Karnataka		413	5	418
		Bangalore Metro Area (AT 33/66 KV)	01.05.2014			
		Other Areas (AT 33/66 KV)		658	40	698
		Bangalore Metropolitan Area (AT 110 KV)		641	38	679
		Other Areas (AT 110 KV)		657	39	697
		Bangalore Metropolitan Area (AT 220 KV)		640	38	678
		Other Areas (AT 220 KV)		655	39	695
16	केरल	Kerala (AT 66 KV)		638	38	676
		(AT 110 KV)	16.08.2014	566	10	576
		(AT 220 KV)		554	10	564
17	मध्य प्रदेश	Madhya Pradesh (AT 33 KV)		541	10	551
		(AT 132 KV)	17.04.2015	725	109	833
18	मेघालय	Meghalaya		658	99	757
19	उड़ीसा	Orissa (AT 132 KV)	01.04.2013	471	3	474
20	पुडुच्चेरी	Puducherry (AT 110 KV)	01.04.2015	567	40	607
21	पंजाब	Punjab	01.04.2014	501	0	501
22	राजस्थान	Rajasthan	01.04.2015	614	80	694
23	तमिल नाडू	Tamil Nadu	01.02.2015	665	65	730
24	उत्तराखण्ड	Uttarakhand	12.12.2014	724	36	760
25	उत्तर प्रदेश	Uttar Pradesh	01.04.2015	519	25	544
		For supply at 33 KV & 66 KV	01.04.2015			
26	पश्चिम बंगाल	For supply at 132 KV & above		812	5	817
		West Bengal (AT 33 KV)		783	5	788
		(AT 132 KV)	01.04.2015	747	112	859
27	पश्चिम बंगाल-कोलकत्ता-(सी.ई.एस.सी.)	West Bengal - (CESC Ltd., Kolkata)		746	112	858
28	पश्चिम बंगाल-(डी.पी.एस.सी.)	West Bengal - (DPSC Ltd.)	01.04.2015	706	106	812
		(AT 33 KV)	01.04.2013			
		(06.00 hrs to 17.00 hrs)		562	84	646
		(17.00 hrs to 23.00 hrs)		759	114	872
		(23.00 hrs to 06.00 hrs)		395	59	454
		(AT 132 KV)				
		(06.00 hrs to 17.00 hrs)		561	84	645
		(17.00 hrs to 23.00 hrs)		758	114	871
		(23.00 hrs to 06.00 hrs)		394	59	453
29	पश्चिम बंगाल-(डी.वी.सी.)	West Bengal-D.V.C. (Bihar Area)	01.09.2014	515	31	546
		(West Bengal Area)		515	77	592
		AT 132 KV (Bihar Area)		470	28	498
30	पश्चिम बंगाल-दुर्गापुर परियोजना	West Bengal-Durgapur Projects Ltd.	01.04.2015	470	71	541
		(AT 33 KV)				
		(AT 132 KV)		497	75	572
31	तेलंगाना	Telangana	01.04.2015	491	74	565
				678	6	684

- Index of States
- 1 Andhra Pradesh
 - 2 Arunachal Pradesh
 - 3 Assam
 - 4 Bihar (AT 132 KV)
 - 5 Chandigarh
 - 6 Chhattisgarh
 - 7 Delhi (BSES/NDPL)
 - 8 Delhi (NDMC)
 - 9 Goa (AT 33 KV)
 - 10 Goa (AT 110 KV)
 - 11 Gujarat (AT 33/66 KV)
 - 12 Gujarat (AT 132 KV)
 - 13 Haryana (AT 33 KV)
 - 14 Haryana (AT 66/132 KV)
 - 15 Haryana (AT 220 KV)
 - 16 Himachal Pradesh
 - 17 Jammu & Kashmir
 - 18 Jharkhand (AT 33 KV)
 - 19 Jharkhand (AT 132 KV)
 - 20 Karnataka Bangalore Metro (AT 33/66 KV)
 - 21 Karnataka Other Areas (AT 33/66 KV)
 - 22 Karnataka Bangalore Metro (AT 110 KV)
 - 23 Karnataka Other Areas (AT 110 KV)
 - 24 Karnataka Bangalore Metro (AT 220 KV)
 - 25 Karnataka Other Areas (AT 220 KV)
 - 26 Kerala (AT 66 KV)
 - 27 Kerala (AT 110 KV)
 - 28 Kerala (AT 220 KV)
 - 29 MP (AT 33 KV)
 - 30 MP (AT 132 KV)
 - 31 Meghalaya
 - 32 Orissa (AT 132 KV)
 - 33 Pondicherry (AT 110 KV)
 - 34 Punjab
 - 35 Rajasthan
 - 36 Tamil Nadu
 - 37 Uttaranchal
 - 38 U. P. (AT 33 KV & 66 KV)
 - 39 U. P. (AT 132 KV & ABOVE)
 - 40 West Bengal (AT 33 KV)
 - 41 West Bengal (AT 132 KV)
 - 42 W. B. (Kolkata CESC)
 - 43 West Bengal-DPSC (AT 33 KV/0600 - 1700 hrs)
 - 44 West Bengal-DPSC (AT 33 KV/1700 - 2300 hrs)
 - 45 West Bengal-DPSC (AT 33 KV/2300 - 0600 hrs)
 - 46 West Bengal-DPSC (AT 132 KV/0600 - 1700 hrs)
 - 47 West Bengal-DPSC (AT 132 KV/1700 - 2300 hrs)
 - 48 West Bengal-DPSC (AT 132 KV/2300 - 0600 hrs)
 - 49 D.V.C.(Bihar Area) (AT 33 KV)
 - 50 D.V.C.(W.B. Area) (AT 33 KV)
 - 51 D.V.C.(Bihar Area) (AT 132 KV)
 - 52 D.V.C.(W.B. Area) (AT 132 KV)
 - 53 West Bengal (DPL) (AT 33 KV)
 - 54 West Bengal (DPL) (AT 132 KV)
 - 55 Telangana



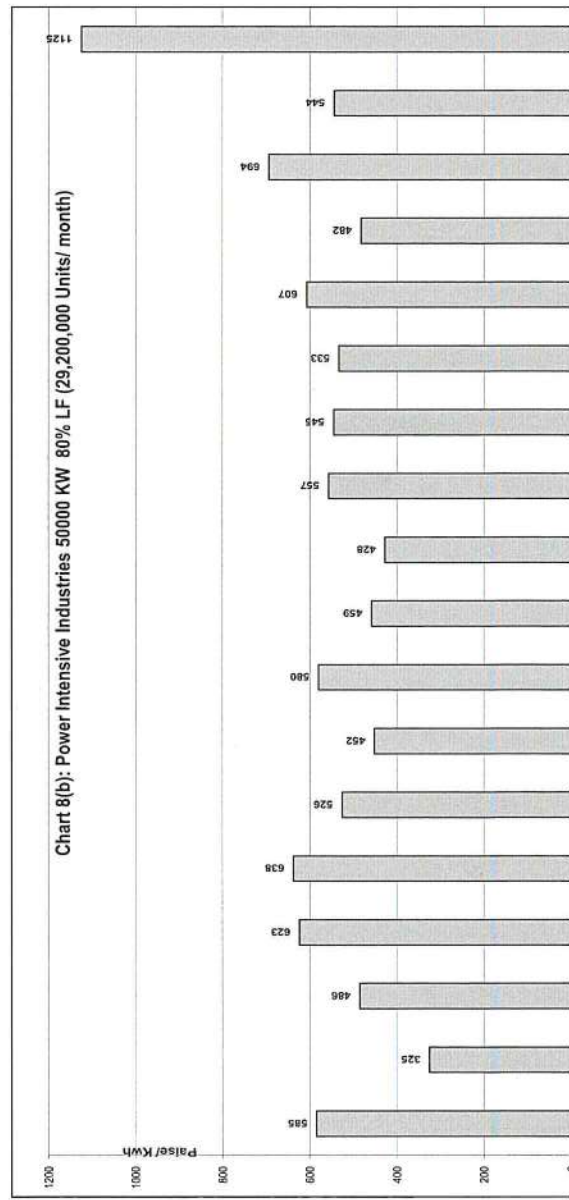
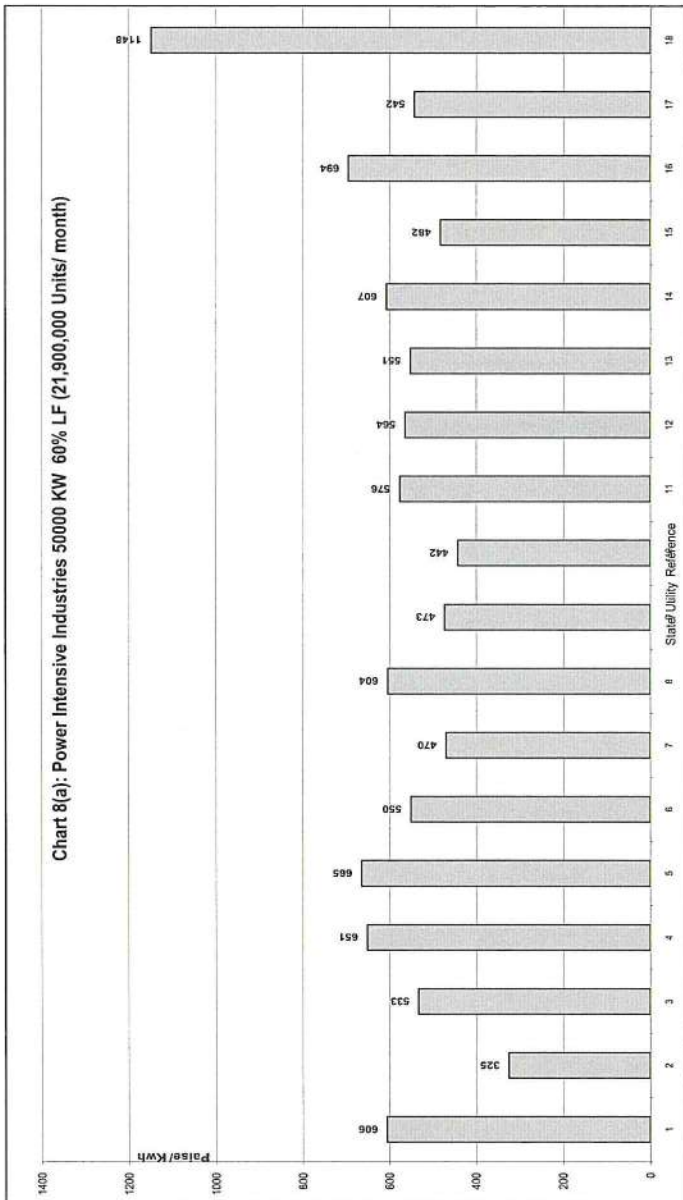
सारणी सं० 8 (क): पावर इन्टेंसिवि उद्योग 50000 कि० वा०. 60% भार गुणाक (21900000 यूनिट/माह)
TABLE NO.8(a): POWER INTENSIVE INDUSTRIES 50000 KW 60% LF (21900000 Unit/Month)

क्रमांक Sr. No.	युटिलिटी का नाम	Name of Utility	Tariff effective from	Av. Rate (P/KWh)	Duty/Tax (P/KWh)	Total (P/KWh)
1	आंध्र प्रदेश	Andhra Pradesh (AT 132 KV)	01.04.2014	600	6	606
2	अरुणाचल प्रदेश	Arunachal Pradesh	01.04.2015	325	0	325
3	बिहार	Bihar	01.04.2015	503	30	533
4	चंडीगढ़	Chhattishgarh (AT 33 KV)	01.07.2015	543	109	651
		(AT 132 KV)		554	111	665
5	दमन एवं दिव	Daman & Diu	01.04.2014	550	0	550
6	गोवा	Goa (AT 11/33 KV)	01.04.2014	400	70	470
7	हिमाचल प्रदेश	Himachal Pradesh	01.04.2015	544	60	604
8	जम्मू व कश्मीर	Jammu & Kashmir (AT 11 KV)	01.04.2015	430	43	473
		(AT 33 KV)		402	40	442
9	केरल	Kerala (AT 66 KV)	16.08.2014	566	10	576
		(AT 110 KV)		554	10	564
		(AT 220 KV)		541	10	551
10	उड़ीसा	Orissa (AT 11/33 KV)	01.04.2015	567	40	607
		(AT 132 KV)		447	36	482
11	पंजाब	Punjab	01.04.2015	614	80	694
12	उत्तराखण्ड	Uttarakhand	01.04.2015	517	25	542
13	तेलंगाना	Telangana	01.04.2015	1141	6	1148

सारणी सं० 8 (ख): पावर इन्टेंसिवि उद्योग 50000 कि० वा०. 80% भार गुणाक (29200000 यूनिट/माह)
TABLE NO.8(b): POWER INTENSIVE INDUSTRIES 50000 KW 80% LF (29200000 Unit/Month)

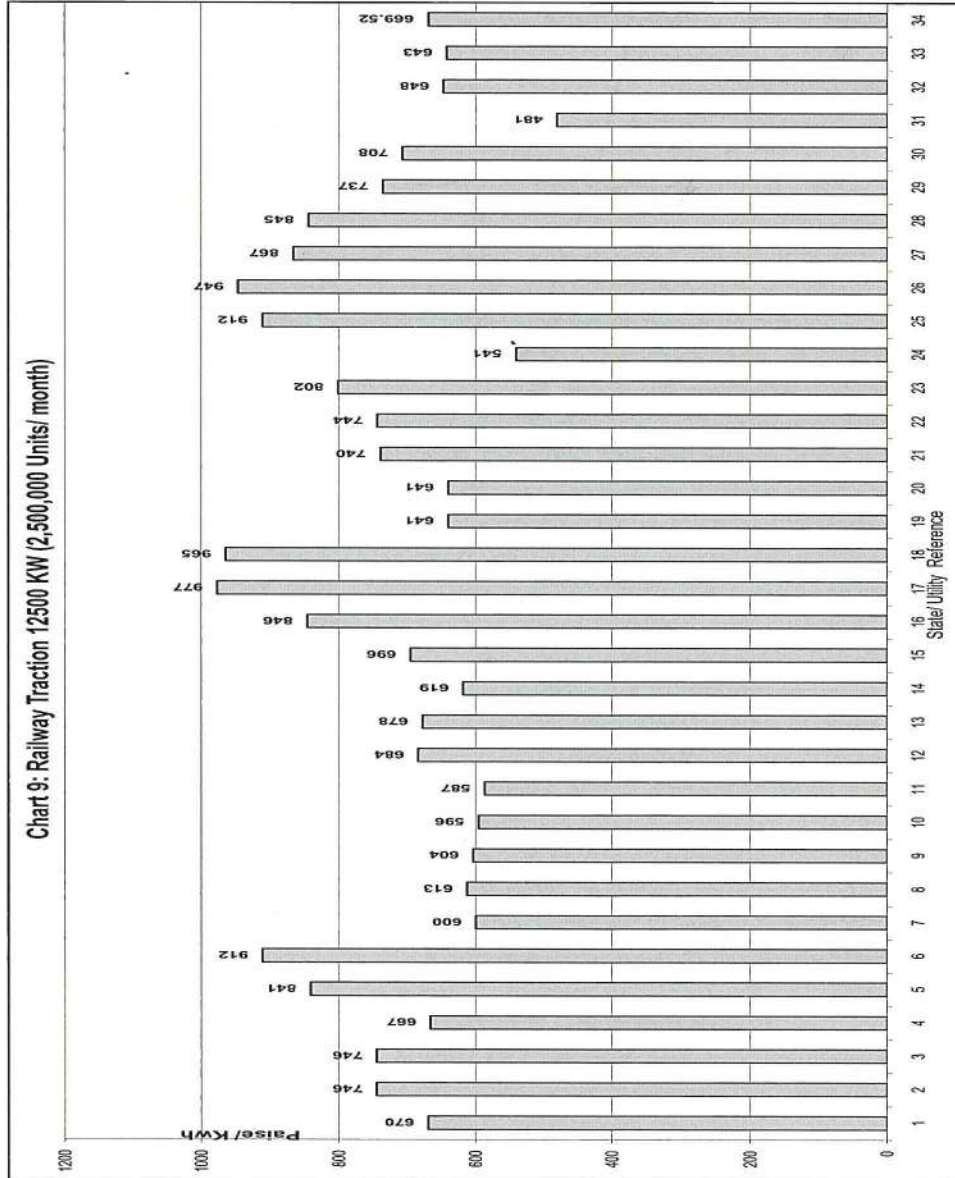
क्रमांक Sr. No.	युटिलिटी का नाम	Name of Utility	Tariff effective from	Av. Rate (P/KWh)	Duty/Tax (P/KWh)	Total (P/KWh)
1	आंध्र प्रदेश	Andhra Pradesh (AT 132 KV)	01.04.2014	579	6	585
2	अरुणाचल प्रदेश	Arunachal Pradesh	01.04.2015	325	0	325
3	बिहार	Bihar	01.04.2015	458	27	486
4	चंडीगढ़	Chhattishgarh (AT 33 KV)	01.07.2015	519	104	623
		(AT 132 KV)		532	106	638
5	दमन एवं दिव	Daman & Diu	01.04.2014	526	0	526
6	गोवा	Goa (AT 11/33 KV)	01.04.2014	382	70	452
7	हिमाचल प्रदेश	Himachal Pradesh	01.04.2015	522	57	580
8	जम्मू व कश्मीर	Jammu & Kashmir (AT 11 KV)	01.04.2015	417	42	459
		(AT 33 KV)		389	39	428
9	केरल	Kerala (AT 66 KV)	16.08.2014	547	10	557
		(AT 110 KV)		535	10	545
		(AT 220 KV)		523	10	533
10	उड़ीसा	Orissa (AT 11/33 KV)	01.04.2015	567	40	607
		(AT 132 KV)		447	36	482
11	पंजाब	Punjab	01.04.2015	614	80	694
12	उत्तराखण्ड	Uttarakhand	01.04.2015	519	25	544
13	तेलंगाना	Telangana	01.04.2015	1119	6	1125

- Index of States
- 1 Andhra Pradesh (AT 132 KV)
 - 2 Arunachal Pradesh
 - 3 Bihar
 - 4 Chhattisgarh (AT 33 KV)
 - 5 Chhattisgarh (AT 132 KV)
 - 6 Daman & Diu
 - 7 Goa (AT 11/33 KV)
 - 8 Himachal Pradesh
 - 9 Jammu & Kashmir (AT 11 KV)
 - 10 Jammu & Kashmir (AT 33 KV)
 - 11 Kerala (AT 66 KV)
 - 12 Kerala (AT 110 KV)
 - 13 Kerala (AT 220 KV)
 - 14 Orissa (AT 11/33 KV)
 - 15 Orissa (AT 132 KV)
 - 16 Punjab
 - 17 Uttarakhnad
 - 18 Telangana



सारणी सं० 9: रेलवे ट्रेक्शन 12500 कि०. वा०. (2500000 यूनिट/माह)
TABLE NO.9: RAILWAY TRACTION 12500 KW (2500000 Unit/Month)

क्रमांक Sr. No.	युटिलिटी का नाम	Name of Utility	Tariff effective from	Av. Rate (P/KWh)	Duty/Tax (P/KWh)	Total (P/KWh)
1	आंध्र प्रदेश	Andhra Pradesh	01.04.2014	670	0	670
2	बिहार	Bihar (AT 25 KV)	01.04.2015	703	42	746
		(AT 132KV)		703	42	746
3	छत्तीस गढ़	Chhattishgarh (AT 132 KV)	01.07.2015	667	0	667
4	दिल्ली-(बी.वाइ.पी.एल./बी.आर.पी.एल./एन.डी.पी.एल.-टी.पी.डी.डी.एल)	Delhi-(BYPL/BRPL/NDPL-TPDDL)	01.10.2015	841	0	841
5	दिल्ली-(एन.डी.एम.सी.)	Delhi-(NDMC) (AT 33 KV)	01.10.2015	868	43	912
6	गुजरात	Gujarat (AT 132 KV)	01.04.2015	600	0	600
7	हरियाणा	Haryana	01.04.2015			
		AT 11 KV		613	0	613
		AT 33 KV		604	0	604
		AT 66/132 KV		596	0	596
		AT 220 KV		587	0	587
8	झारखंड	Jharkhand (AT 25 KV)	01.08.2012	669	15	684
9	कर्नाटक	Karnataka	01.05.2014	640	38	678
10	केरल	Kerala (AT 110 KV)	16.08.2014	619	0	619
11	मध्य प्रदेश	Madhya Pradesh (AT 132/220 KV)	17.04.2015	696	0	696
12	महाराष्ट्र	Maharashtra	01.06.2015	846	0	846
13	महाराष्ट्र-मुम्बई-(टाटा)	Maharashtra - Mumbai-(TATA's)	01.06.2015			
		(AT 22/33 KV)		977	0	977
		(AT 100 KV)		965	0	965
14	उड़ीसा	Orissa (AT 25/33KV)	01.04.2015	641	0	641
		(AT 132KV)		641	0	641
15	पंजाब	Punjab (AT 132KV)	01.04.2015	655	85	740
16	राजस्थान	Rajasthan	01.02.2015	744	0	744
17	तमिल नाडू	Tamil Nadu	12.12.2014	802	0	802
18	उत्तराखण्ड	Uttarakhand	01.04.2015	541	0	541
19	उत्तर प्रदेश	Uttar Pradesh (132 KV AND ABOVE)	01.04.2015	912	0	912
		(BELOW 132 KV)		947	0	947
20	पश्चिम बंगाल	West Bengal (AT 25 KV)	01.04.2015	867	0	867
		(AT 132 KV)		845	0	845
21	पश्चिम बंगाल-कोलकाता-(सी.ई.एस.सी.)	West Bengal - (CESC Ltd., Kolkata)	01.04.2015	737	0	737
22	पश्चिम बंगाल-(डी.पी.एस.सी.)	West Bengal - (DPSC Ltd.)	01.04.2013	708	0	708
23	पश्चिम बंगाल-डी.पी.सी.	West Bengal-D.V.C. (AT 132 KV)	01.09.2014	481	0	481
24	पश्चिम बंगाल-दुर्गापुर परियोजना	West Bengal-Durgapur Projects Ltd.	01.04.2015			
		(AT 25 KV)		648	0	648
		(AT 132 KV)		643	0	643
25	तेलंगाना	Telangana	01.04.2015	669	0	670



- Index of States
- 1 Andhra Pradesh
 - 2 Bihar (AT 25 KV)
 - 3 Bihar (AT 132 KV)
 - 4 Chhattisgarh (AT 132 KV)
 - 5 Delhi (BSES/NDPL)
 - 6 Delhi-NDMC (AT 33 KV)
 - 7 Gujarat (AT 132 KV)
 - 8 Haryana (AT 11 KV)
 - 9 Haryana (AT 33 KV)
 - 10 Haryana (AT 66/132 KV)
 - 11 Haryana (AT 220 KV)
 - 12 Jharkhand (AT 25 KV)
 - 13 Karnataka
 - 14 Kerala (AT 110 KV)
 - 15 MP (AT 132/220 KV)
 - 16 Maharashtra
 - 17 Mumbai (TEC/AT 33/22/11/6.6 KV)
 - 18 Mumbai (TEC/AT 220 KV)
 - 19 Orissa (AT 25/33 KV)
 - 20 Orissa (AT 132 KV)
 - 21 Punjab
 - 22 Rajasthan
 - 23 Tamil Nadu
 - 24 Uttaranchal
 - 25 U.P. (132 KV and Above)
 - 26 U.P. (Below 132KV)
 - 27 West Bengal (AT 25 KV)
 - 28 West Bengal (AT 132 KV)
 - 29 W. B. (Kolkata CESC)
 - 30 West Bengal-DPSC
 - 31 D.V.C.(AT 132 KV)
 - 32 West Bengal (DPL) (AT 25 KV)
 - 33 West Bengal (DPL) (AT 132 KV)
 - 34 Telangana

Central Electricity Authority
Sewa Bhawan, R K Puram, New Delhi-110066
Tel: +91-11-26732629 Fax : +91-11-26105746
website : <http://www.cea.in>

Price Rs. : 550/-