






भारत में विद्युत टैरिफ तथा शुल्क एवं विद्युत आपूर्ति की औसत दरें
Electricity Tariff & Duty and Average rates of electricity supply in India



मार्च March 2015

भारत सरकार, केन्द्रीय विद्युत प्राधिकरण
Government of India, Central Electricity Authority



भारत सरकार
GOVERNMENT OF INDIA

विद्युत मंत्रालय
MINISTRY OF POWER

केन्द्रीय विद्युत प्राधिकरण
CENTRAL ELECTRICITY AUTHORITY

भारत में विद्युत टैरिफ तथा शुल्क एवं
विद्युत आपूर्ति की औसत दरें
TARIFF & DUTY OF ELECTRICITY
SUPPLY IN INDIA

मार्च, 2015
March, 2015

{विद्युत अधिनियम, 2003 की धारा 73 (i) और (j) के अंतर्गत के०वि०प्रा० के दायित्व के निर्वहन हेतु}
{In fulfillment of CEA's obligation under Section 73 (i) & (j) of Electricity Act, 2003}

अस्वीकरण

इस रिपोर्ट में अन्तर्निहित जानकारी विभिन्न राज्य विद्युत नियामक आयोगों द्वारा जारी किए गए टैरिफ आदेशों अथवा विभिन्न राज्य विद्युत यूटिलिटियों द्वारा जारी टैरिफ नोटिसों से संकलित की गई है। इस बात को सुनिश्चित करने का भरसक प्रयत्न किया गया है कि संकलित जानकारी त्रुटिहीन हो। तथापि, केंद्रीय विद्युत प्राधिकरण ऐसी किसी जानकारी की परिशुद्धता अथवा परिपूर्णता के बारे में कोई प्रतिवेदन अथवा आश्वासन अभिव्यक्त या समाविष्ट नहीं करता। केंद्रीय विद्युत प्राधिकरण इस प्रकाशन अथवा इसकी विषय वस्तुओं के उपयोग से उठाई गई किसी भी प्रकार की हानि के लिए उत्तरदायी नहीं होगा।

DISCLAIMER

The information contained in this report is compiled from the Tariff Orders issued by various State Electricity Regulatory Commissions or Tariff Notices issued by various State Power Utilities. Utmost care has been taken to ensure that the information compiled is free from errors. However, Central Electricity Authority makes no representation or warranty, express or implied, as to the accuracy or completeness of any such information. Central Electricity Authority shall not be liable for any losses incurred by users from any use of this publication or its contents.

विषय सूची | CONTENTS

क्रमांक S.No.	शीर्षक	Title	पृष्ठ सं० Page No.
1.	प्राक्कथन	Foreword	1-2
2.	प्रस्तावना	Preface	3-4
भाग -1		Part-1	
टैरिफों का विहंगावलोकन		Overview of Tariffs	
3.	विहंगावलोकन	Overview	7
4.	देश में श्रेणीवार अधिकतम एवं न्यूनतम अनुमानित औसत विद्युत दरें-विभिन्न भार/खपत स्तर के अनुसार	Category-wise maximum and minimum estimated average rates of electricity in the country at various loads/ consumption levels.	9-13
5.	उपभोक्ता- श्रेणियों का राज्यवार ब्यौरा जहाँ कृषि के लिए विद्युत आपूर्ति निशुल्क है।	State-wise details of consumers categories where agricultural power is free	14
6.	उपभोक्ता श्रेणियों का राज्यवार ब्यौरा जहाँ गैर- कृषि के लिए विद्युत आपूर्ति नियत है।	State-wise details of consumers categories where agricultural power is at fixed rate	14
7.	उपभोक्ता श्रेणियों का राज्यवार ब्यौरा जहाँ गैर-कृषि के लिए विद्युत आपूर्ति निशुल्क है।	State-wise details of consumer categories where non- agricultural power is free	15
8.	उपभोक्ता श्रेणियों का राज्यवार ब्यौरा जहाँ गैर-कृषि के लिए विद्युत आपूर्ति नियत है।	State-wise details of consumer categories where non-agricultural power is at fixed rate	15
9.	विभिन्न राज्यों /संघ शासित क्षेत्रों में विद्युत शुल्क / कर/ उपकर/अधिभार	Details of electricity duty/ tax /cess / surcharge in various States / Union Territories	16-17
10.	विद्युत राज्यों में टी.आ.डी टैरिफ योजना सारांश	Summary of Time of the Day (TOD) Tariff Schemes in various states	18-19
11.	कुटीर ज्योति/भाग्य ज्योति/लोकदीप/गरीबी रेखा के नीचे/जीवन धारा /लाइफ लाइन/जे जे क्लकस्टर/और आय वर्ग उपभोक्ताओं के लिए आपूर्ति योजना का सारांश	Summary of power supply schemes for Kutir Jyoti/ Bhagyajyoti/ Lokdeep / Below Poverty Line (BPL)/ Jeevan Dhara/ Life Line/ JJ Cluster and Low Income Group Consumers	20-22
भाग-2		Part-2	
12.	राज्यों/संघ शासित क्षेत्रों द्वारा विभिन्न उपभोक्ता श्रेणियों के लिए अभिज्ञापित की गई विद्युत टैरिफ का सारांश	Summary of Notified Tariffs of Electricity for various categories of consumers in States/Union Territories	
यूटिलिटी का नाम		Name of Utility	
	अंडमान एण्ड निकोबार	A & N Islands	25
	आंध्र प्रदेश	Andhra Pradesh	26-28
	अरुणाचल प्रदेश	Arunachal Pradesh	29
	असम	Assam	30-31
	बिहार	Bihar	32-34
	चंडीगढ़	Chandigarh	35
	छत्तीसगढ़	Chhattishgarh	36-37
	दादरा एवं नागर हवेली	Dadra & Nagar Haveli	38
	दमन एवं द्वीप	Daman & Diu	39
	दिल्ली- (बीआरपीएल/बीवाईपीएल/एन.डी.एम.सी.)	Delhi (BRPL/BYPL/NDPL)	40-41

क्रमांक S.No.	शीर्षक	Title	पृष्ठ सं० Page No.
	दिल्ली (एनडीएमसी)	Delhi (NDMC)	42
	गोवा	Goa	43-44
	गुजरात	Gujarat	45-47
	गुजरात (टोरेंट पावर लि.)	Ahmedabad (Torrent Power Ltd.)	48-49
	गुजरात (टोरेंट पावर लि.)	Surat (Torrent Power Ltd.)	50-51
	हरियाणा	Haryana	52-53
	हिमाचल प्रदेश	Himachal Pradesh	54-56
	जम्मू एवं कश्मीर	Jammu & Kashmir	57-58
	झारखंड	Jharkhand	59-60
	कर्नाटक	Karnataka	61-63
	केरल	Kerala	64-66
	लक्षद्वीप	Lakshadweep	67
	मध्य प्रदेश	Madhya Pradesh	68-72
	महाराष्ट्र	Maharashtra	73-74
	मुंबई(बेस्ट)	Mumbai (B.E.S.T.)	75-76
	मुंबई (रिलांस एनर्जी)	Mumbai (Reliance Energy)	77
	मुंबई(टाटा)	Mumbai (TATA)	78
	मणीपुर	Manipur	79-80
	मेघालय	Meghalaya	81
	मिजोरम	Mizoram	82-83
	नागालैण्ड	Nagaland	84
	उड़िसा	Orissa	85-86
	पुदुचेरी	Puducherry	87
	पंजाब	Punjab	88-89
	राजस्थान	Rajasthan	90-91
	सिक्किम	Sikkim	92-93
	तमिलनाडू	Tamil Nadu	94-95
	त्रिपुरा	Tripura	96-97
	उत्तराखंड	Uttarakhand	98-99
	उत्तर प्रदेश	Uttar Pradesh	100-102
	पश्चिम बंगाल	West Bengal	103-106
	कोलकाता-(सीईएससी) पश्चिम बंगाल	West Bengal - Kolkata (CESC)	107-109
	डी.वी.सी.	D.V.C	110
	दूर्गापुर प्रोजेक्ट .स लि.(पश्चिम बंगाल)	West Bengal (Durgapur Projects Ltd.)	111-113
	डीपीएससी (पश्चिम बंगाल)	West Bengal (DPSC Ltd.)	114-116

भाग-3

Part-3

13.	विद्युत आपूर्ति तथा विद्युत शुल्क की औसत दरें	Average Rates of Electricity Supply and Electricity Duty		पृष्ठ सं०
ता० सा० Tab. No.	स्वीकृत लोड Sanctioned Load	मासिक खपत Monthly Consumption		Page No.
घरेलू - DOMESTIC				
1(a)	1 KW	100 Units/Month		119
1(b)	2 KW	200 Units/Month		120
1(c)	4 KW	400 Units/Month		122
1(d)	6 KW	600 Units/Month		123
1(e)	8 KW	800 Units/Month		125
1(f)	10 KW	1000 Units/Month		126
वाणिज्यिक - COMMERCIAL				
2(a)	2 KW	300 Units/Month		128
2(b)	5 KW	750 Units/Month		130
2(c)	10 KW	1500 Units/Month		132
2(d)	20 KW	3000 Units/Month		134
2(e)	30 KW	4500 Units/Month		135
2(f)	40 KW	6000 Units/Month		136
2(g)	50 KW	7500 Units/Month		138
कृषि - AGRICULTURE				
3(a)	2HP	400 Units/Month		140
3(b)	3HP	600 Units/Month		141
3(c)	5HP	1000 Units/Month		143
3(d)	10HP	2000 Units/Month		144
लघु उद्योग - SMALL INDUSTRIES				
4(a)	5 KW	750 Units/Month		146
4(b)	10 KW	1500 Units/Month		147
4(c)	15KW	2250 Units/Month		149
मध्यम उद्योग - MEDIUM INDUSTRIES				
5(a)	50KW	7500 Units/Month		151
5(b)	100 KW	15000 Units/Month		152
बड़े-11 कि०वा० पर - LARGE INDUSTRIES- at 11 KV				
6(a)	250 KW (40% L.F)	73000 Units/Month		154
6(b)	250 KW (60% L.F)	109500 Units/Month		155
6(c)	500 KW (40% L.F)	146000 Units/Month		157
6(d)	500 KW (60% L.F)	219000 Units/Month		158
6(e)	1000 KW (40% L.F)	292000 Units/Month		160
6(f)	1000 KW (60% L.F)	438000 Units/Month		161
6(g)	5000 KW (40% L.F)	1460000 Units/Month		163
6(h)	5000 KW (60% L.F)	2190000 Units/Month		164
6(i)	10000 KW (40%LF)	2920000 Units/Month		166
6(j)	10000 KW (60%L.F)	4380000 Units/Month		167
6(k)	20000 KW (40%L.F)	5840000 Units/Month		169
6(l)	20000 KW (60%L.F)	8760000 Units/Month		170

बड़े-33 कि० वा० पर - LARGE INDUSTRIES - at 33KV

7(a)	5000 KW(40% L.F)	1460000 Units/Month	172
7(b)	5000 KW(60% L.F)	2190000 Units/Month	172
7(c)	10000 KW(40% L.F)	2920000 Units/Month	174
7(d)	10000 KW(60% L.F)	4380000 Units/Month	174
7(e)	20000 KW(40% L.F)	5840000 Units/Month	176
7(f)	20000 KW(60% L.F)	8760000 Units/Month	176
7(g)	50000 KW(40% L.F)	14600000 Units/Month	178
7(h)	50000 KW(60% L.F)	21900000 Units/Month	179

पावर इन्टेन्सिव उद्योग - POWER INTENSIVE INDUSTRIES

8(a).	50000 KW(60% L.F)	21900000 Units/Month	181
8(b).	50000 KW(80% L.F)	29200000 Units/Month	181

रेलवे ट्रैक्शन - RAILWAY TRACTION

9.	12500 KW	2500000 Units/Month	183
----	----------	---------------------	-----



मेजर सिंह
अध्यक्ष

तार/Telegrams : 'के.वि.प्रा.' CENTELEC
फैक्स/Fax : 26197267

भारत सरकार
GOVERNMENT OF INDIA
केन्द्रीय विद्युत प्राधिकरण
CENTRAL ELECTRICITY AUTHORITY
विद्युत मंत्रालय
MINISTRY OF POWER
सेवा भवन, रामाकृष्णा पुरम्
SEWA BHAWAN, RAMAKRISHNA PURAM

नई दिल्ली-110066, दिनांक :

NEW DELHI-110066, Dated :

प्राक्कथन

मुझे केंद्रीय विद्युत प्राधिकरण के द्विभाषी प्रकाशन 'भारत में विद्युत आपूर्ति की दरसूची एवं शुल्क' शीर्षक के वार्षिक प्रकाशन के मार्च, 2015 संस्करण को प्रस्तुत करते हुए हार्दिक प्रसन्नता हो रही है। इस प्रकाशन में विभिन्न राज्यों की अधिसूचित दरसूचियों पर नियामक आंकड़ों का संग्रह, उपभोक्ताओं के विभिन्न वर्गों के लिए विद्युत आपूर्ति तथा विद्युत शुल्क की औसत दरों पर अनुमानित आंकड़े तथा साथ ही उपभोक्ताओं के विशिष्ट वर्ग के लिए विद्युत आपूर्ति योजनाओं के संक्षिप्त आंकड़े उपलब्ध कराए गए हैं।

इसमें प्रकाशित बिजली की अनुमानित औसत दरें विभिन्न राज्य विद्युत युटिलिटियों/राज्य नियामक आयोगों से प्राप्त दर सूची अधिसूचनाओं और दर सूची संबंधी आदेशों के आधार पर संकलित की गई है। आंकड़ों को इस प्रकार से प्रस्तुत किया गया है कि उपयोगकर्ता विभिन्न राज्यों/संघ राज्य क्षेत्रों में विशेष वर्ग के उपभोक्ता के लिए विद्युत की अनुमानित तुलनात्मक दरों पर संपूर्ण सूचना का अवलोकन एक ही नजर में कर सकें। तथापि, उपभोक्ता द्वारा प्रयुक्त विद्युत की वास्तविक दर घट-बढ़ सकती है।

विभिन्न उपभोक्ता श्रेणियों के लिए इन प्रभावी दरों को तैयार करने हेतु विभिन्न स्वीकृत भार के लिए पृथक ऊर्जा खपत की परिकल्पना करते हुए तैयार की गई है। इसके अतिरिक्त (i) विभिन्न उपभोक्ता वर्गों पर आरोप्य राज्यवार विद्युत शुल्क/कर/उपकर/अधिभार (ii) उन राज्यों में जहां यह आरंभ किया गया है, टाईम ऑफ डे (टीओडी) दर सूची योजना (iii) कुटीर ज्योति/भाग्य ज्योति/लोकदीप/गरीबी रेखा से नीचे (बीपीएल)/जीवन धारा/जे जे समूह तथा निम्न आय वर्ग उपभोक्ताओं के लिए भारत सरकार की विशेष विद्युत आपूर्ति योजनाएं तथा (iv) राज्य-वार ब्यौरा जहां कृषि एवं गैर कृषि विद्युत निशुल्क है और जहां मीटर के बिना विद्युत दरें निर्धारित हैं जैसे कुछ कारकों पर संग्रहित सूचना को अलग से संक्षिप्त रूप में शामिल किया गया है।

मैं देश के सभी राज्य विद्युत नियामक आयोगों (एसईआरसी), वितरण कंपनियों, राज्य विद्युत बोर्डों, विद्युत विभागों तथा अन्य विद्युत युटिलिटियों को केंद्रीय विद्युत प्राधिकरण को सूचना उपलब्ध कराने में उनके सहयोग के लिए हार्दिक कृतज्ञता तथा आभार प्रकट करता हूँ तथा भविष्य में भी उनसे निरंतर सहयोग और सुझावों की आशा करता हूँ।

जुलाई, 2015

मेजर सिंह
(मेजर सिंह)



**Major Singh
Chairperson**

तार/Telegrams : 'के.वि.प्रा.' CENTELEC
फैक्स/Fax : 26197267

भारत सरकार
GOVERNMENT OF INDIA
केन्द्रीय विद्युत प्राधिकरण
CENTRAL ELECTRICITY AUTHORITY
विद्युत मंत्रालय
MINISTRY OF POWER
सेवा भवन, रामाकृष्णा पुरम्
SEWA BHAWAN, RAMAKRISHNA PURAM

नई दिल्ली-110066, दिनांक :

NEW DELHI-110066, Dated :

FOREWORD

I have great pleasure in presenting the March 2014 edition of annual publication titled "Tariff & Duty of Electricity Supply in India", a bilingual publication brought out by Central Electricity Authority. This publication provides assimilation of regulatory data on notified tariffs of various States, the estimated data on average rates of electricity supply & electricity duty for different categories of consumers, as well as, summarized data on power supply schemes for special category of consumers.

The estimated average rates of electricity published herein have been computed on the basis of tariff notifications and tariff orders received from various State Power Utilities/State Regulatory Commissions. The data have been presented in such a manner so as to enable the user to have a complete information on estimated comparative rates of electricity for a particular category of consumer in different State/ Union Territories at a glance. However, the actual rate of energy may vary at the consumer end.

These effective rates for different consumer categories have been worked out assuming different energy consumption for different sanctioned load. Separate summary has been added on information collected on features such as (i) State wise electricity duty/ tax/ cess/ surcharge leviable on different consumer categories, (ii) time of day (TOD) tariff schemes in the States where it has been introduced, (iii) special power supply schemes of GOI for Kutir-Jyoti/ Bhagyajyoti/ Lokdeep/ Below Poverty Line (BPL)/ Jeevan Dhara/ JJ Clusters and Low Income group Consumers and (iv) State wise details where agriculture & non-agriculture power is free and where un-metered power is at fixed rate.

I express my sincere gratitude and convey my appreciation to all the SERCs, Distribution Companies, SEBs, Power Departments and other Power Utilities in the country for their co-operation in furnishing the information to CEA and look forward to their continued support and suggestions.

July, 2015

Major Singh
(Major Singh)

स्वहित एवं राष्ट्रहित में ऊर्जा बचाएं
Save Energy for Benefit of Self and Nation



कृष्ण नारायण गर्ग

दूरभाष (का०)
TELEPHONE (O)
TELEFAX (O)

सदस्य

तथा पदेन अपर सचिव भारत सरकार
केन्द्रीय विद्युत प्राधिकरण
सेवा भवन, रामाकृष्णा पुरम्

MEMBER

& EX-OFFICIO ADDL. SECRETARY TO THE GOVERNMENT OF INDIA
CENTRAL ELECTRICITY AUTHORITY
SEWA BHAWAN, R.K. PURAM

नई दिल्ली - 110066

NEW DELHI-110066

प्रस्तावना

केंद्रीय विद्युत प्राधिकरण द्वारा विद्युत अधिनियम, 2003 की धारा 73 (झ) और (ज) के अंतर्गत दायित्वों का निर्वहन करते हुए विद्युत क्षेत्र से जुड़ी हुई सूचना/सांख्यिकी का समय-समय पर संकलन, आलेखन एवं प्रकाशन किया जाता है। तदनुसार 'भारत में विद्युत दर सूची तथा शुल्क' नामक पुस्तक के मार्च, 2015 संस्करण का प्रकाशन किया जा रहा है। राजभाषा विभाग की अपेक्षाओं को पूरा करते हुए इस वार्षिक पुस्तक का द्विभाषी प्रकाश किया गया है ताकि समाज के बड़े हिस्से के लिए यह उपयोगी बने।

राज्य विद्युत नियामक आयोगों/राज्य विद्युत यूटिलिटीयों द्वारा जारी दर सूची संबंधी आदेशों और दर सूची अधिसूचनाओं के आधार पर खुदरा दर सूची को व्यापक रूप से सारणीबद्ध करते हुए आधारभूत नियामक ऑकड़े तैयार किए गए हैं। इस प्रकाशन में विद्युत की प्रभावी अनुमानित दरों के परिकलन में विद्युत उपभोक्ता द्वारा विभिन्न स्तरों पर संभावित उपयोग, तीव्र गति से हो रहे शहरीकरण, विद्युत उपकरणों के प्रयोग में वृद्धि एवं क्रमशः समुन्नत हो रहे जीवन स्तर को ध्यान में रखा गया है। इसके अलावा सुलभ संदर्भ हेतु सूचनाओं को अलग से भी कुछ शीर्षकों जैसे (i) विभिन्न उपभोक्ता श्रेणियों पर राज्यवार लगने वाले विद्युत शुल्क/कर/उपकर/अधिभार, (ii) टाइम ऑफ डे (टीओडी) दर सूची योजनाएं, (iii) भारत सरकार की कुटीर ज्योति/भाग्य ज्योति/लोकदीप/गरीबी रेखा से नीचे/जीवन धारा/जीवन रेखा/जे जे समूह आदि की विशेष विद्युत आपूर्ति योजनाएं और (iv) राज्यवार ब्यौरा जहां कृषि और गैर कृषि विद्युत मुफ्त है और जहां मीटर रहित विद्युत की दर नियत है के अंतर्ग संकलित किया गया है।

ऑकड़ों के संकलन, विश्लेषण एवं उपयोगी रूप में प्रस्तुतीकरण का कार्य केंद्रीय विद्युत प्राधिकरण के वित्तीय अध्ययन एवं सहायता प्रभाग द्वारा किया गया है। मैं इस प्रकाशन में इस प्रभाग के अधिकारियों और कर्मचारियों के अथक प्रयासों का, विशेष रूप से श्री सचिन गुप्ता, सहायक निदेशक-1 द्वारा किए गए सराहनीय कार्य का उल्लेख करता हूँ।

मेरा विश्वास है कि पुस्तक में प्रस्तुत जानकारियां सभी विद्युत विभागों, वितरण कंपनियों, सार्वजनिक यूटिलिटीयों और विद्युत क्षेत्र के अन्य हितधारकों के साथ ही आम जनता के लिए भी उपयोगी सिद्ध होगी।

इस परिप्रेक्ष्य में वर्तमान संस्करण की अंतर्वस्तु और ब्यौरों को बेहतर बनाने के लिए सभी संबंधितों के सुझावों का स्वागत है। कोई भी सुझाव/टिप्पणी, दस्तावेज में भूलवश हुई त्रुटियों की सूचना मुख्य अभियंता, वित्तीय अध्ययन एवं सहायता प्रभाग, केंद्रीय विद्युत प्राधिकरण, 619 (उत्तर), सेवा भवन, आर.के.पुरम, नई दिल्ली-110066 (ई-मेल का पता veak_subh_777@yahoo.com) को भेजने की कृपा करें।



(कृष्ण नारायण गर्ग)

जून, 2015



K.N.Garg

दूरभाष (का०)
TELEPHONE (O)
TELEFAX (O)

सदस्य

तथा पदेन अपर सचिव भारत सरकार
केन्द्रीय विद्युत प्राधिकरण
सेवा भवन, रामाकृष्णा पुरम्

MEMBER
& EX-OFFICIO ADDL. SECRETARY TO THE GOVERNMENT OF INDIA
CENTRAL ELECTRICITY AUTHORITY
SEWA BHAWAN, R.K. PURAM

नई दिल्ली - 110066

NEW DELHI-110066

PREFACE

Central Electricity Authority, in fulfillment of its obligation under Section 73(i) & (j) of Electricity Act, 2003, is required to collect, record and make public, from time to time, the information/statistics about the Indian Power Sector. Accordingly, the publication titled "**Tariff & Duty of Electricity Supply in India**" is being brought out annually by CEA. All efforts have been made to make the book bilingual to the extent possible to fulfil the requirements of the Raj Bhasha Vibag as also to make it useful for a larger number of people.

The effective rates of electricity presented in the publication are computed based on assumed consumption at various levels of consumer end loads, taking into account the faster pace of urbanization, increased usage of electrical appliances and gradual improvement in the standard of living. Apart from the estimated effective rates, a comprehensive tabulation of the retail tariffs as per tariff orders issued by the State Electricity Regulatory Commissions, have also been included. Further, so as to have ease of reference, the information has also been separately compiled under the headings of (i) electricity duty/tax/cess/surcharge leviable on different consumer categories, (ii) Time of day (TOD) tariff scheme and (iii) Tariff for special power supply schemes of GOI for Kutir-Jyoti/ Bhagyajyoti/Lokdeep/ BPL/Jeevan Dhara/ LifeLine/JJCluster etc. and (iv) State wise details where agriculture non-agriculture power is free and where un-metered power is at fixed rate.

The compilation & analysis of the data and its presentation in usable formats have been carried out by the Financial Studies & Assistance Division of CEA. I would like to place on record the commendable hard work done by the officers & staff of the Division with special mention of the tireless effort of Shri Sachin Gupta Asstt. Director-I.

I hope that the information presented in the book would be found useful by all the Power Departments, Distribution Companies, Public Utilities and other Stake Holders in the Power Sector as well as general public.

With this in view, we solicit suggestions from all concerned for further improving the content and details presented in the current edition. All suggestions/comments, as also intimation for any unintended errors observed in the document may kindly be sent to the Chief Engineer, FS&A Division, Central Electricity Authority, 619(N), Sewa Bhawan, R.K.Puram, New Delhi-110066(e-mail address: venk_subb_777@yahoo.com)


(K.N.Garg)

JUNE, 2015

स्वहित एवं राष्ट्रहित में ऊर्जा बचाएं
Save Energy for Benefit of Self and Nation

भाग - 1 टैरिफ़ो का विहंगावलोकन



PART - 1 OVERVIEW OF TARIFFS

OVERVIEW

As mandated by the Electricity Act, 2003, Central Electricity Authority compiles and publishes the consumer tariffs applicable in various utilities across the country as well as the estimated average rates of electricity applicable to the various consumer categories with a view to provide a ready reckoner for comparison. In this edition, tariff revisions subsequent to the previous edition of the publication have been incorporated. Tariff applicable in about 45 states/utilities have been indicated.

A quick glance through this publication enables the user to know the electricity tariffs applicable to different categories of consumers in various states in the country. The tariff rates have been obtained from the tariff orders issued by the State Electricity Regulatory Commissions or the tariff notifications issued by the concerned State Distribution Companies, SEBs, Power Departments and other Power Utilities in the country. Also, the dates from which the current tariff plans were originally made effective have been indicated so as to enable the user to know since when the current tariff plans have been in existence.

The information contained in this book has been divided into three parts. "Part-1" includes condensed information on some selected items of interest, detailed information on which is available in the later sections of the document. "Part-2" consists of the summary of the Tariff Notifications/Tariff Orders issued by the various SERCs, Discoms, SEBs, Power Departments etc. In "Part-3", a comparative study of the estimated average rates of electricity for various consumer categories at various assumed power consumption/demand levels for all the distribution utilities has been provided. This is supported by graphical representation of the data in the form of bar charts.

For ease of reference, the information has been separately compiled under four headings, viz. (i) electricity duty/ tax/ cess/ octroi leviable on various consumer categories (ii) time of day (TOD) tariff schemes in the States where it has been introduced, (iii) power supply schemes for Kutir-Jyoti / Bhagyajyoti / Lokdeep / Below Poverty Line / Jeevan Dhara / Life Line / JJ Cluster and low income group consumers and (iv) Statewise details where agriculture & non-agriculture power is free and where un-metered power is at fixed rate.

There exists a wide variation in the structure of electricity tariffs and duties viz. number of slabs of the connected load, range of electricity consumption for a particular tariff etc., even for the same category of consumers considered by the different SERCs / Discoms / SEBs / PDs. Therefore, in order to make a general comparison of consumer tariffs, the average rates have been worked out for various categories of consumers in the country by adopting methodology as indicated in the following para.

The sanctioned load and monthly energy consumption have been assumed for each category of consumer. Considering the tariff notified by the State Government / SERCs, the total amount payable by a particular category of consumer at the assumed load and monthly energy consumption is worked out. Taxes and duties are then added to arrive at the total average estimated rate of electricity supply in terms of paise/kwh.

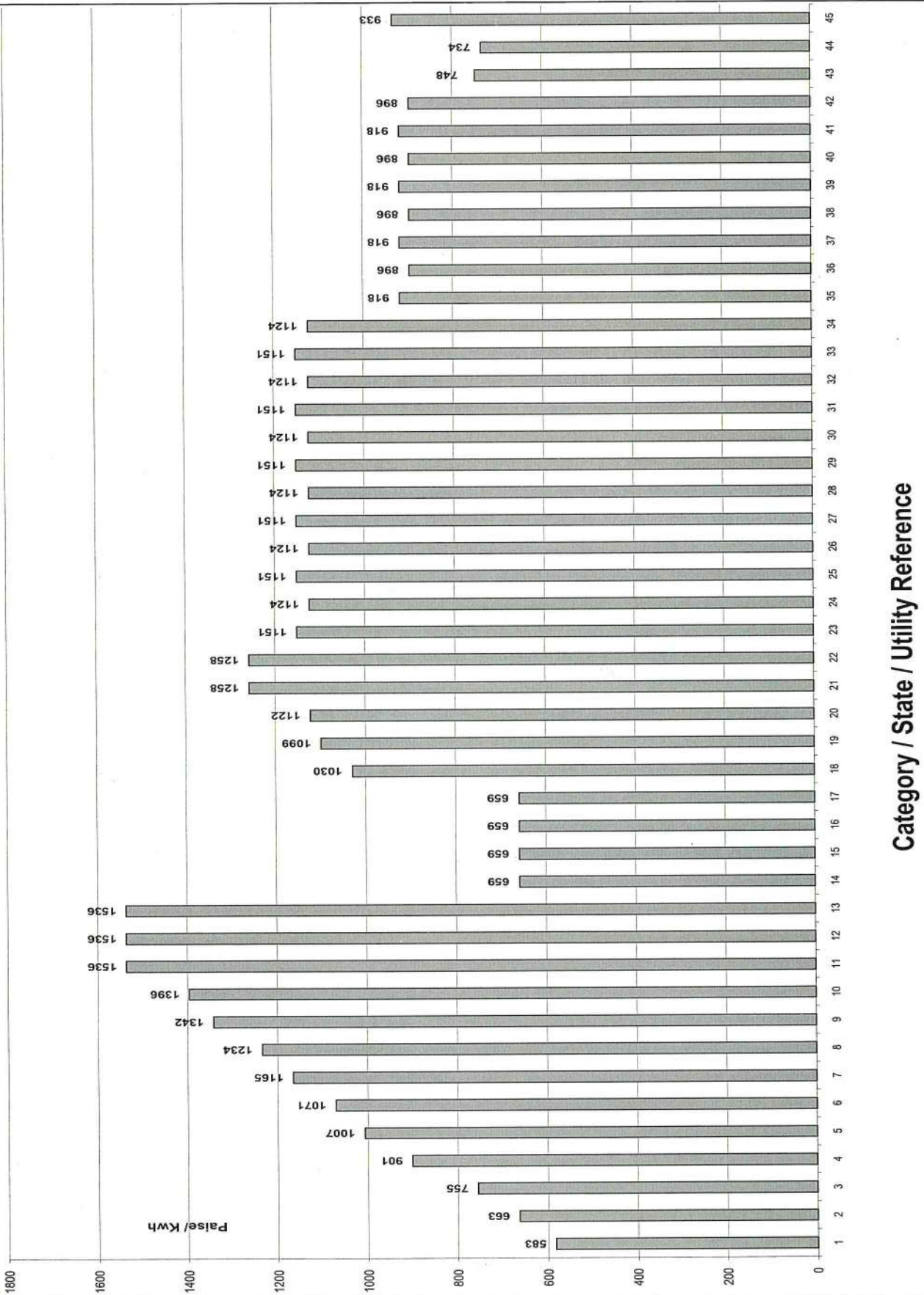
However, the rebate/penalty for prompt/late payment of bills by consumers have not been considered in the estimated tariff.

Electricity Tariff & Duty and Average rates of electricity supply in India

CATEGORY-WISE MAXIMUM & MINIMUM EFFECTIVE RATES OF ELECTRICITY IN THE COUNTRY AT VARIOUS ASSUMED SANCTIONED LOADS / CONSUMPTION LEVELS

S.No.	Category	Load/consumtion	Max. (P/ KWh)	State/ Utility	Min. (P/ KWh)	State/ Utility	
1	DOMESTIC	1 KW (100 Unit/Month)	583	Rajasthan	120	Puducherry	
2		2 KW (200 Unit/Month)	663	Punjab	135	Puducherry	
3		4 KW (400 Unit/Month)	755	Tripura	193	Dadra & Nagar Haveli and Daman & Diu	
4		6 KW (600 Unit/Month)	901	Maharashtra - Mumbai -(B.E.S.T.)	213	Dadra & Nagar Haveli and Daman & Diu	
5		8 KW (800 Unit/Month)	1007	Maharashtra - Mumbai -(B.E.S.T.)	224	Dadra & Nagar Haveli and Daman & Diu	
6		10 KW (1000 Unit/Month)	1071	Maharashtra - Mumbai -(B.E.S.T.)	230	Dadra & Nagar Haveli and Daman & Diu	
7	COMMERCIAL	2 KW (300 Unit/Month)	1165	Maharashtra - Mumbai -(B.E.S.T.)	200	Jharkhnad (Rural Areas)	
8		5 KW (750 Unit/Month)	1234	Maharashtra - Mumbai -(B.E.S.T)	308	Uttar Pradesh (Rural Areas)	
9		10 KW (1500 Unit/Month)	1342	Maharashtra - Mumbai -(B.E.S.T))	308	Uttar Pradesh (Rural Areas)	
10		20 KW (3000 Unit/Month)	1396	Maharashtra - Mumbai -(B.E.S.T)	308	Uttar Pradesh (Rural Areas)	
11		30 KW (4500 Unit/Month)	1536	Maharashtra - Mumbai -(B.E.S.T)	308	Uttar Pradesh (Rural Areas)	
12		40 KW (6000 Unit/Month)	1536	Maharashtra - Mumbai -(B.E.S.T)	308	Uttar Pradesh (Rural Areas)	
13		50 KW (7500 Unit/Month)	1536	Maharashtra - Mumbai -(B.E.S.T)	308	Uttar Pradesh (Rural Areas)	
14	AGRICULTURE	2 HP (400 Unit/Month)	659	West Bengal-DPSC Ltd. (17.00 hrs to 23.00 hrs)	0	Karnataka & Tamil Nadu	
15		3 HP (600 Unit/Month)	659	West Bengal-DPSC Ltd. (17.00 hrs to 23.00 hrs)	0	Karnataka & Tamil Nadu	
16		5 HP (1000 Unit/Month)	659	West Bengal-DPSC Ltd. (17.00 hrs to 23.00 hrs)	0	Karnataka & Tamil Nadu	
17		10 HP (2000 Unit/Month)	659	West Bengal-DPSC Ltd. (17.00 hrs to 23.00 hrs)	0	Karnataka & Tamil Nadu	
18	SMALL INDUSTRIES	5 KW (750 Unit/Month)	1030	Maharashtra - Mumbai - (B.E.S.T)	297	Sikkim (Rural)	
19		10 KW (15000 Unit/Month)	1099	Maharashtra - Mumbai - (B.E.S.T)	330	Goa	
20		15 KW (22500 Unit/Month)	1122	Maharashtra - Mumbai - (B.E.S.T)	330	Goa	
21	MEDIUM INDUSTRIES	50 KW (7500 Unit/Month)	1258	Maharashtra - Mumbai - (B.E.S.T)	372	Daman &Diu	
22		100 KW (15000 Unit/Month)	1258	Maharashtra - Mumbai - (B.E.S.T)	390	Goa	
23	LARGE INDUSTRIES AT 11 KV	250 KW 40% LF (73000 Unit/Month) (AT 11 KV)	1151	Maharashtra - Mumbai - (B.E.S.T)	375	Arunachal Pradesh	
24		250 KW 60% LF (109500 Unit/Month) (AT 11 KV)	1124	Maharashtra - Mumbai - (B.E.S.T)	375	Arunachal Pradesh	
25		500 KW 40% LF (146000 Unit/Month) (AT 11 KV)	1151	Maharashtra - Mumbai - (B.E.S.T)	375	Arunachal Pradesh	
26		500 KW 60% LF (219000 Unit/Month) (AT 11 KV)	1124	Maharashtra - Mumbai - (B.E.S.T)	375	Arunachal Pradesh	
27		1000 KW 40% LF (292000 Unit/Month) (AT 11 KV)	1151	Maharashtra - Mumbai - (B.E.S.T)	375	Arunachal Pradesh	
28		1000 KW 60% LF (438000 Unit/Month) (AT 11 KV)	1124	Maharashtra - Mumbai - (B.E.S.T)	375	Arunachal Pradesh	
29		5000 KW 40% LF (1460000 Unit/Month) (AT 11 KV)	1151	Maharashtra - Mumbai - (B.E.S.T)	375	Arunachal Pradesh	
30		5000 KW 60% LF (2190000 Unit/Month) (AT 11 KV)	1124	Maharashtra - Mumbai - (B.E.S.T)	375	Arunachal Pradesh	
31		10000 KW 40% LF (2920000 Unit/Month) (AT 11 KV)	1151	Maharashtra - Mumbai - (B.E.S.T)	375	Arunachal Pradesh	
32		10000 KW 60% LF (4380000 Unit/Month) (AT 11 KV)	1124	Maharashtra - Mumbai - (B.E.S.T)	375	Arunachal Pradesh	
33		20000 KW 40% LF (5840000 Unit/Month) (AT 11 KV)	1151	Maharashtra - Mumbai - (B.E.S.T)	375	Arunachal Pradesh	
34		20000 KW 60% LF (8760000 Unit/Month) (AT 11 KV)	1124	Maharashtra - Mumbai - (B.E.S.T)	375	Arunachal Pradesh	
35		LARGE INDUSTRIES AT 33 KV	5000 KW 40% LF (1460000 Unit/Month) (AT 33 KV)	918	West Bengal - DPSC Ltd (1700 - 2300 hrs)	340	Arunachal Pradesh
36			5000 KW 60% LF (2190000 Unit/Month) (AT 33 KV)	896	Delhi - NDMC	340	Arunachal Pradesh
37	10000 KW 40% LF (2920000 Unit/Month) (AT 33 KV)		918	West Bengal - DPSC Ltd (1700 - 2300 hrs)	340	Arunachal Pradesh	
38	10000 KW 60% LF (4380000 Unit/Month) (AT 33 KV)		896	Delhi - NDMC	340	Arunachal Pradesh	
39	20000 KW 40% LF (5840000 Unit/Month) (AT 33 KV)		918	West Bengal - DPSC Ltd (1700 - 2300 hrs)	340	Arunachal Pradesh	
40	20000 KW 60% LF (8760000 Unit/Month) (AT 33 KV)		896	Delhi - NDMC	340	Arunachal Pradesh	
41	50000 KW 40% LF (14600000 Unit/Month) (AT 33 KV)		918	West Bengal - DPSC Ltd (1700 - 2300 hrs)	340	Arunachal Pradesh	
42	50000 KW 60% LF (21900000 Unit/Month) (AT 33 KV)		896	Delhi - NDMC	340	Arunachal Pradesh	
43	POWER INTENSIVE INDUSTRIES	50000 KW 60% LF (21900000 Unit/Month)	748	Punjab	325	Arunachal Pradesh	
44		50000 KW 80% LF (29200000 Unit/Month)	734	Punjab	325	Arunachal Pradesh	
45	RAILWAY TRACTION	12500 KW (2500000 Unit/Month)	933	Punjab (AT 132KV)	481	West Bengal - D.V.C (AT 132 KV)	

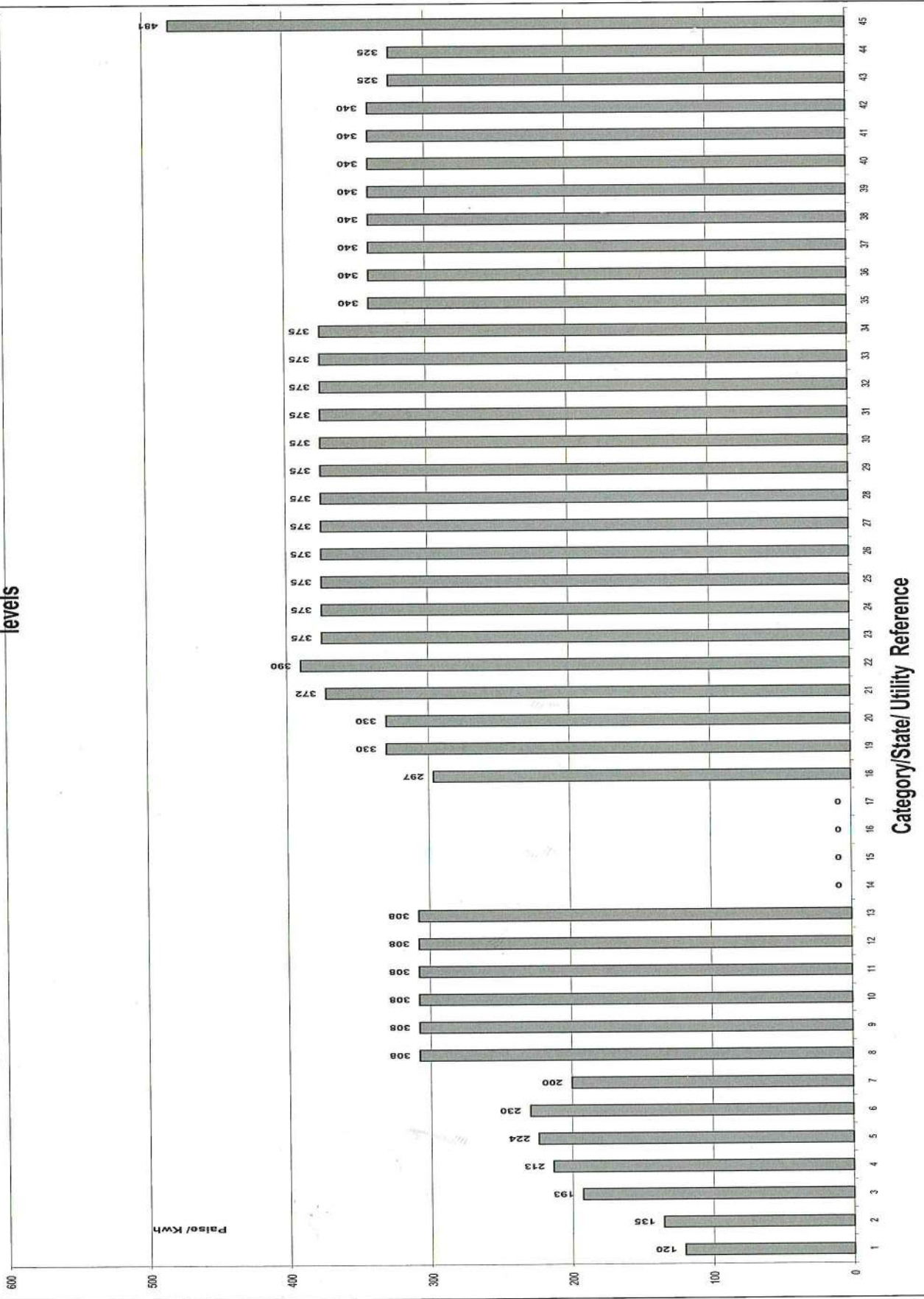
Categorywise Maximum Effective Rates of electricity in the country at various sanctioned loads/assumed consumption levels



Index of Categories/States/Utilities for Categorwise Maximum Effective Rates of electricity in the country at various sanctioned loads/assumed consumption levels

S. No.	Category	Load/Consumption	State/Uthi where a licable
1	DOMESTIC	1 KW (100 Unit/Month)	Rajasthan
2	DOMESTIC	2 KW (200 Unit/Month)	Punjab
3	DOMESTIC	4 KW (400 Unit/Mo .th)	Tripura
4	DOMESTIC	6 KW (600 Unit/M Eli)	Maharastra - Mumbai -(B E S T.)
5	DOMESTIC	8 KW (800 Unit/ft onth)	Maharastra - Mumbai -(B.E.S.T.)
6	DOMESTIC	10 KW (1000 Unit/Month)	Maharastra - Mumbai -(B.E.S.T.)
7	COMMERCIAL	2 KW (300 Unit/Month)	Maharastra - Mumbai -(B.E.S.T.)
8	COMMERCIAL	5 KW (750 Unit/Month)	Maharastra - Mumbai -(B.E.S.T.)
9	COMMERCIAL	10 KW (1500 Unit/Month)	Maharastra - Mumbai -(B.E.S.T.)
10	COMMERCIAL	20 KW (3000 Unit/Month)	Maharastra - Mumbai -(B.E.S.T.)
11	COMMERCIAL	30 KW (4500 Unit/Month)	Maharastra - Mumbai -(B.E.S.T.)
12	COMMERCIAL	40 KW (6000 Unit/Month)	Maharastra - Mumbai -(B.E.S.T.)
13	COMMERCIAL	50 KW (7500 Unit/Month)	Maharastra - Mumbai -(B.E.S.T.)
14	AGRICULTURE	2 HP (400 Unit/Month)	West Bengal-Durgapur Projects Ltd.
15	AGRICULTURE	3 HP (600 Unit/Month)	West Bengal-Durgapur Projects Ltd
16	AGRICULTURE	5 HP (1000 Unit/Month)	West Bengal-Durgapur Projects Ltd
17	AGRICULTURE	10 HP (2000 Unit/Month)	West Bengal-Durgapur Projects Ltd.
18	SMALL INDUSTRIES	5 KW (750 Unit/Month)	Maharastra - Mumbai -(B.E.S.T.)
19	SMALL INDUSTRIES	10 KW (15000 Unit/Month)	Maharastra - Murnbai -(B.E.S.T.)
20	SMALL INDUSTRIES	15 KW (22500 Unit/Month)	Maharastra - Mumbai -(B.E.S.T.)
21	MEDIUM INDUSTRIES	50 KW (7500 Unit/Month)	Maharastra - Mumbai -(B.E.S.T.)
22	MEDIUM INDUSTRIES	100 KW (15000 Unit/Month)	Maharastra - Mumbai -(B.E.S.T.)
23	LARGE INDUSTRIES AT 11 KV	250 KW 40% LF (73000 Unit/Month) (AT 11 KV)	Maharastra - Mumbai -(B.E.S.T.)
24	LARGE INDUSTRIES AT 11 IN	250 KW 60% LF (109500 Unit/Month) (AT 11 KV)	Maharastra - Mumbai -(B.E.S.T.)
25	LARGE INDUSTRIES AT 11 KV	500 KW 40% LF (146000 UniUMonth) (AT 11 KV)	Maharastra - Mumbai -(B.E.S.T.)
26	LARGE INDUSTRIES AT 11 KV	500 KW 60% LF (219000 Unit/Month) (AT 11 KV)	Maharastra - Mumbai -(B.E.S.T.)
27	LARGE INDUSTRIES AT 11 KV	1000 KW 40% LF (292000 Unit/Month) (AT 11 KV)	Maharastra - Mumbai -(B.E.S.T.)
28	LARGE INDUSTRIES AT 11 KV	1000 KW 60% LF (438000 UnitlMonth) (AT 11 KV)	Maharastra - Mumbai -(B.E.S.T.)
29	LARGE INDUSTRIES AT 11 KV	5000 KW 40% LF (1460000 Unit/Month) (AT 11 KV)	Maharastra - Mumbai -(B.E.S.T.)
30	LARGE INDUSTRIES AT 11 KV	5000 KW 60% LF (2190000 Unit/Month) (AT 11 KV)	Maharastra - Mumbai -(B.E.S.T.)
31	LARGE INDUSTRIES AT 11 KV	10000 KW 40% LF (2920000 Unit/Month) (AT 11 KV)	Maharastra - Mumbai -(B.E.S.T.)
32	LARGE INDUSTRIES AT 11 IN	10000 KW 60% LF (4380000 Unit/Month) (AT 11 IN)	Maharastra - Mumbai -(B.E.S.T.)
33	LARGE INDUSTRIES AT 11 KV	20000 KW 40% LF (5840000 Unit/Month) (AT 11 KV)	Maharastra - Mumbai -(B.E.S.T.)
34	LARGE INDUSTRIES AT 11 KV	20000 KW 60% LF (8760000 Unit/Month) (AT 11 KV)	Maharastra - Mumbai -(B.E.S.T.)
35	LARGE INDUSTRIES AT 33 IN	5000 KW 40% LF (1460000 Unit/Month) (AT 33 IN)	West Bengal - DPSC Ltd (1700 - 2300 hrs)
36	LARGE INDUSTRIES AT 33 KV	5000 KW 60% LF (2190000 Unit/Month) (AT 33 KV)	Delhi - NDMC
37	LARGE INDUSTRIES AT 33 IN	10000 KW 40% LF (2920000 Unit/Month) (AT 33 1W)	West Bengal - DPSC Ltd (1700 - 2300 hrs)
38	LARGE INDUSTRIES AT 33 KV	10000 KW 60% LF (4380000 Unit/Month) (AT 33 KV)	Delhi - NDMC
39	LARGE INDUSTRIES AT 33 KV	20000 KW 40% LF (5840000 Unit/Month) (AT 33 KV)	West Bengal - DPSC Ltd (1700 - 2300 hrs)
40	LARGE INDUSTRIES AT 33 IN	20000 KW 60% LF (8760000 Unit/Month) (AT 33 KV)	Delhi - NDMC
41	LARGE INDUSTRIES AT 33 KV	50000 KW 40% LF (14600000 Unit/Month) (AT 33 KV)	West Bengal - DPSC Ltd (1700 - 2300 hrs)
42	LARGE INDUSTRIES AT 33 KV	50000 KW 60% LF (21900000 Unit/Month) (AT 33 KV)	Delhi - NDMC
43	POWER INTENSIVE INDUSTRIES	50000 KW 60% LF (21900000 Unit/Month)	Punjab
44	POWER INTENSIVE INDUSTRIES	50000 KW 80% LF (29200000 Unit/Month)	Punjab
45	RAILWAY TRACTION	12500 KW (2500000 Unit/Month)	Punjab (AT 132KV)

Categorywise Minimum Effective Rates of electricity in the country at various sanctioned loads/assumed consumption levels



Index of Categories/States/Utilities for Categorywise Minimum Effective Rates of electricity in the country at various sanctioned loads/assumed consumption levels

S. No.	Category	Load/Consumption	State/Utility where applicable
1	DOMESTIC	1 KW (100 Unit/Month)	Puducherry
2	DOMESTIC	2 KW (200 Unit/Month)	Puducherry
3	DOMESTIC	4 KW (400 Unit/Month)	Dadra & Nagar Haveli and Daman & Diu
4	DOMESTIC	6 KW (600 Unit/Month)	Dadra & Nagar Haveli and Daman & Diu
5	DOMESTIC	8 KW (800 Unit/Month)	Dadra & Nagar Haveli and Daman & Diu
6	DOMESTIC	10 KW (1000 Unit/Month)	Dadra & Nagar Haveli and Daman & Diu
7	COMMERCIAL	2 KW (300 Unit/Month)	Jharkhnad (Rural Areas)
8	COMMERCIAL	5 KW (750 Unit/Month)	Uttar Pradesh (Rural Areas)
9	COMMERCIAL	10 KW (1500 Unit/Month)	Uttar Pradesh (Rural Areas)
10	COMMERCIAL	20 KW (3000 Unit/Month)	Uttar Pradesh (Rural Areas)
11	COMMERCIAL	30 KW (4500 Unit/Month)	Uttar Pradesh (Rural Areas)
12	COMMERCIAL	40 KW (6000 Unit/Month)	Uttar Pradesh (Rural Areas)
13	COMMERCIAL	50 KW (7500 Unit/Month)	Uttar Pradesh (Rural Areas)
14	AGRICULTURE	2 HP (400 Unit/Month)	Karnataka & Tamil Nadu
15	AGRICULTURE	3 HP (600 Unit/Month)	Karnataka & Tamil Nadu
16	AGRICULTURE	5 HP (1000 Unit/Month)	Karnataka & Tamil Nadu
17	AGRICULTURE	10 HP (2000 Unit/Month)	Karnataka & Tamil Nadu
18	SMALL INDUSTRIES	5 KW (750 Unit/Month)	Sikkim (Rural)
19	SMALL INDUSTRIES	10 KW (15000 Unit/Month)	Goa
20	SMALL INDUSTRIES	15 KW (22500 Unit/Month)	Goa
21	MEDIUM INDUSTRIES	50 KW (7500 Unit/Month)	Daman & Diu
22	MEDIUM INDUSTRIES	100 KW (15000 Unit/Month)	Goa
23	LARGE INDUSTRIES AT 11 KV	250 KW 40% LF (73000 Unit/Month) (AT 11 KV)	Arunachal Pradesh
24	LARGE INDUSTRIES AT 11 KV	250 KW 60% LF (109500 Unit/Month) (AT 11 KV)	Arunachal Pradesh
25	LARGE INDUSTRIES AT 11 KV	500 KW 40% LF (146000 Unit/Month) (AT 11 KV)	Arunachal Pradesh
26	LARGE INDUSTRIES AT 11 KV	500 KW 60% LF (219000 Unit/Month) (AT 11 KV)	Arunachal Pradesh
27	LARGE INDUSTRIES AT 11 KV	1000 KW 40% LF (292000 Unit/Month) (AT 11 KV)	Arunachal Pradesh
28	LARGE INDUSTRIES AT 11 KV	1000 KW 60% LF (438000 Unit/Month) (AT 11 KV)	Arunachal Pradesh
29	LARGE INDUSTRIES AT 11 KV	5000 KW 40% LF (1460000 Unit/Month) (AT 11 KV)	Arunachal Pradesh
30	LARGE INDUSTRIES AT 11 KV	5000 KW 60% LF (2190000 Unit/Month) (AT 11 KV)	Arunachal Pradesh
31	LARGE INDUSTRIES AT 11 KV	10000 KW 40% LF (2920000 Unit/Month) (AT 11 KV)	Arunachal Pradesh
32	LARGE INDUSTRIES AT 11 KV	10000 KW 60% LF (4380000 Unit/Month) (AT 11 KV)	Arunachal Pradesh
33	LARGE INDUSTRIES AT 11 KV	20000 KW 40% LF (5840000 Unit/Month) (AT 11 KV)	Arunachal Pradesh
34	LARGE INDUSTRIES AT 11 KV	20000 KW 60% LF (8760000 Unit/Month) (AT 11 KV)	Arunachal Pradesh
35	LARGE INDUSTRIES AT 33 KV	5000 KW 40% LF (1460000 Unit/Month) (AT 33 KV)	Arunachal Pradesh
36	LARGE INDUSTRIES AT 33 KV	5000 KW 60% LF (2190000 Unit/Month) (AT 33 KV)	Arunachal Pradesh
37	LARGE INDUSTRIES AT 33 KV	10000 KW 40% LF (2920000 Unit/Month) (AT 33 KV)	Arunachal Pradesh
38	LARGE INDUSTRIES AT 33 KV	10000 KW 60% LF (4380000 Unit/Month) (AT 33 KV)	Arunachal Pradesh
39	LARGE INDUSTRIES AT 33 KV	20000 KW 40% LF (5840000 Unit/Month) (AT 33 IN)	Arunachal Pradesh
40	LARGE INDUSTRIES AT 33 KN./	20000 KW 60% LF (8760000 Unit/Month) (AT 33 KV)	Arunachal Pradesh
41	LARGE INDUSTRIES AT 33 KV	50000 KW 40% LF (14600000 Unit/Month) (AT 33 KV)	Arunachal Pradesh
42	LARGE INDUSTRIES AT 33 KV	50000 KW 60% LF (21900000 Unit/Month) (AT 33 IN)	Arunachal Pradesh
43	POWER INTENSIVE INDUSTRIES	50000 KW 60% LF (21900000 Unit/Month)	Arunachal Pradesh
44	POWER INTENSIVE INDUSTRIES	50000 KW 80% LF (29200000 Unit/Month)	Arunachal Pradesh
45	RAILWAY TRACTION	12500 KW (2500000 Unit/Month)	West Bengal - D.V.O (AT 132 KV)

Electricity Tariff & Duty and Average rates of electricity supply in India

Statewise details where agricultural power is free

Sl. No.	State	Effective date	Category	Charge Rate
1	Karnataka	w.e.f. 01.05.2014	Agriculture (For connected load upto 10HP)	Nil
2	Tamilnadu	w.e.f. 12.12.2014	Agriculture (For all connected load)	Nil
Statewise details of un-metered agricultural supply where tariff is at fixed rate				
Sl. No.	State	Effective date	Category	Charge Rate
1	Andhra Pradesh	w.e.f. 01.04.2014	LT Agriculture (With Demand side Management measures)	30 Rs./Month
			Dry land Farmers (connection <=3 Nos.)	
			Wet land Farmers (Holding <=2.5 Acres)	
			HT Agriculture (11 KV)	1125 Rs./Month
			HT Agriculture (33KV)	1125 Rs./Month
			HT Agriculture (132 KV)	2250 Rs./Month
2	Bihar	w.e.f. 01.04.2014	Irrigation & Agriculture for private tubewells and lift irrigation schemes	
			Rural feeder (Unmetered)	120 Rs./HP/Month
			Urban feeder (Unmetered)	160 Rs./HP/Month
			Irrigation & Agriculture for state tubewells and lift irrigation schemes	
			Rural feeder (Unmetered) upto 100 HP	900 Rs./HP/Month
			Urban feeder (Unmetered) upto 100 HP	1000 Rs./HP/Month
3	Gujarat	w.e.f. 01.05.2014	Agriculture (HP based tariff)	200 Rs./HP/Month
4	Haryana	w.e.f. 01.04.2014	Agriculture Tube-well (Unmetered) upto 15 BHP	15 Rs./BHP/Month
			Agriculture Tube-well (Unmetered) above 15 BHP	12 Rs./BHP/Month
5	Jammu & Kashmir	w.e.f. 01.07.2014	Agriculture (Unmetered upto 10 HP)	185 Rs./HP/Month
			Agriculture (Unmetered 11 to 20 HP)	200 Rs./HP/Month
			Agriculture (Unmetered above 20 HP)	1275 Rs./HP/Month
6	Jharkhand	w.e.f. 01.08.2012	For private tubewells and private lift irrigation schemes	70 Rs./HP/Month
			For state tubewells and state lift irrigation schemes	280 Rs./HP/Month
7	Maharashtra	w.e.f. 01.08.2012	Agriculture (Unmetered Category 1 Zones) upto 5 HP	295 Rs./HP/Month
			Agriculture (Unmetered Category 1 Zones) above 5 HP	325 Rs./HP/Month
			Agriculture (Unmetered Category 2 Zones) upto 5 HP	240 Rs./HP/Month
			Agriculture (Unmetered Category 2 Zones) above 5 HP	265 Rs./HP/Month
8	Puducherry	w.e.f. 01.04.2014	Small Farmers (Unmetered) (for connected load not less than 3HP)	8 Rs./HP/Month
			Others Farmers (Unmetered) (for connected load not less than 3HP)	25 Rs./HP/Month Plus
				225 Rs./Service/Annum
9	Punjab	w.e.f. 01.04.2014	Agricultural Pumpsets (Without Government Subsidy) (Unmetered)	331 Rs./BHP/Month
10	Rajasthan	w.e.f.01.02.2015	i) Agriculture LT (Unmetered) -General (getting supply in block hours)	Fixed Ch. 15 Rs/HP/Month
				Max. 250 Rs/Month/consumer
				PLUS
			ii) Agriculture LT (Unmetered) - All others not covered under item (i) above and getting more than block hours supply	Energy Ch. 500 Rs/HP/Month
				Fixed 30 Rs/HP/Month
				Max. 500 Rs/Month/consumer
PLUS				
Energy Ch. 600 Rs/HP/Month				
11	Uttarakhand	w.e.f. 01.04.2014	Private Tube-wells/Pumping Sets (Unmetered)	180 Rs./BHP/Month plus
				20 Rs./month for 2 lamps (60W each) only
12	Uttar Pradesh	w.e.f. 01.04.2014	Agriculture (contracted load upto 25 BHP) (Unmetered)	100 Rs./BHP/Month
			State/Panchayatiraj Tubewells & Pumped Canals upto 100 HP (Unmetered)	1500 Rs./BHP/Month
13	West Bengal	w.e.f. 01.04.2013	Agriculture (Unmetered) Shallow Tubewells in North Bengal	210 Rs./KVA/month
			Shallow Tubewells in Other District	270 Rs./KVA/month
			Submersible in North Bengal	250 Rs./KVA/month
			Submersible in Other District	340 Rs./KVA/month

Electricity Tariff & Duty and Average rates of electricity supply in India

Statewise details of consumer categories where non-agricultural power is free

Sl. No.	State	Effective date	Category	Charge Rate
1	Karnataka	w.e.f. 01.05.2014	Bhagyajyothi and Kutirajyothi (BK/KJ) schemes (Upto 18 units/month)	Nil
2	Punjab	w.e.f. 01.04.2013	Golden Temple & Durgiana Temple, Amritsar (upto 2000 units/month)	Nil

Statewise details of consumer categories where non-agricultural power is at fixed rate

Sl. No.	State	Effective date	Category	Charge Rate
1	Bihar	w.e.f. 01.04.2013	Kutirjyoti Rural Unmetered (upto 30 units/month)	55 Rs./Month
			Domestic Rural Unmetered (load upto 2 KW)	160 Rs./Month
			Non-Domestic Rural Unmetered (load upto 2 KW)	220 Rs./Month
			Unmetered street light/traffic light/blinders in villages & towns	
			(i) Gram panchayats	270 Rs./100 W/Month
			(ii) Nagar Palika/ NAC/ Municipality	360 Rs./100 W/Month
			(iii) Municipal Corporation	440 Rs./100 W/Month
2	Dadra & Nagar Haveli	w.e.f 01.04.2014	Low Income Group consumers with connected load 2X40 Watts only	10 Rs./Connection/Month
3	Daman & Diu	w.e.f 01.04.2013	Low Income Group consumers with connected load 2X40 Watts only	10 Rs./Connection/Month
4	Goa	w.e.f. 01.04.2013	Low Income Group consumers with connected load 2X40 Watts only	25 Rs./Month
5	Jammu & Kashmir	w.e.f. 01.07.2014	Domestic Unmetered (load upto 1/4 KW)	89 Rs./Month
			Domestic Unmetered (load above 1/4 KW upto 1/2 KW)	295 Rs./Month
			Domestic Unmetered (load above 1/2 KW upto 3/4 KW)	445 Rs./Month
			Domestic Unmetered (load above 3/4 KW upto 1 KW)	585 Rs./Month
			Domestic Unmetered (load above 1 KW upto 2 KW)	1145 Rs./Month
			Domestic Unmetered (load above 2 KW)	1145 Rs./Month plus Rs. 460
				for every 1/2 KW or part thereof
			Commercial Unmetered (load upto 1/4 KW)	280 Rs./Month
			Commercial Unmetered (load above 1/4 KW upto 1/2 KW)	720 Rs./Month
			Commercial Unmetered (load above 1/2 KW upto 1 KW)	1430 Rs./Month
			Commercial Unmetered (load above 1 KW)*	1925 Rs./Month
			* and part thereof for kW above 1 kW	1925 Rs./Month
			Public Street Lighting Unmetered	1350 Rs./KW/Month
				or any part thereof
6	Jharkhand	w.e.f. 01.08.2012	Kutirjyoti Rural for connected load upto 100 watts in rural areas	40 Rs./Connection/Month
			For other consumers in rural areas connected load upto 2 KW	100 Rs./Connection/Month
			Non Domestic rural areas upto 2 KW	175 Rs./Month upto 1KW &
				60 Rs./Month for additional KW
			Street Light Unmetered	140 Rs./Month/100 watt lamp &
	30 Rs for every additional 50 W			
7	Lakshadweep	w.e.f. 01.04.2013	BPL / Kutir Jyoti (Upto 30 Units)	25 Rs./Month/connection
8	Meghalaya	w.e.f. 01.04.2013	Kutir Jyoti Unmetered	80 Rs./Month
9	Odisha	w.e.f. 01.04.2013	Kutir Jyoti (upto 30 units/month)	65 Rs./Month
10	Puducherry	w.e.f. 01.04.2013	Hut Services (only 2x40 W Florescent Tube Lights)	25 Rs./Month
11	Tripura	w.e.f. 01.04.2013	Kutir Jyoti (for consumption upto 16 kWh/month)	54 Rs./Month
12	Uttarakhand	w.e.f. 01.04.2014	Domestic Unmetered Rural (Hilly Areas)	140 Rs./Month
			Domestic Unmetered Rural (Other Areas)	310 Rs./Month
			Public Lamps Unmetered Rural	175 Rs/100 W lamp/Month
13	Uttar Pradesh	w.e.f. 10.06.2013	Domestic Unmetred Rural	180 Rs./Month
			Commercial Unmetred Rural	300 Rs./Month

Electricity Tariff & Duty and Average rates of electricity supply in India

Details of electricity duty/ taxes/ cess/ surcharge in various States / Union Territories

Sl. No.	Name of States / UTs	Effective date	Domestic	Commercial	Agricultural	LT-Industry	HT-Industry	Railway Traction
1	Andaman & Nicobar Island	-	Nil	Nil	Nil	Nil	Nil	Nil
2	Andhra Pradesh	w.e.f. 01.01.1995	6 P/KWh	6 P/KWh	Nil	6 P/KWh	6 P/KWh	Nil
3	Arunachal Pradesh	-	Nil	Nil	Nil	Nil	Nil	Nil
4	Assam	w.e.f. 01.04.2007	10 P/KWh	10 P/KWh	10 P/KWh	10 P/KWh	10 P/KWh	-
5	Bihar	w.e.f. 21.10.2002	6%	6%	4 P/KWh	6%	6%	6%
6	Chandigarh	w.e.f. 18.08.1992	9 P/KWh	11 P/KWh	Nil	11 P/KWh	11 P/KWh	-
7	Chhattisgarh	w.e.f. 01.04.2014	8%	12%	Nil	Upto 25 HP - 3% In excess of 25 HP upto 75 HP - 4% In excess of 75 HP upto 100 HP - 5% In excess of 100 HP upto 150 HP - 6%	20%	Nil
8	Dadra & Nagar Haveli	-	Nil	Nil	Nil	Nil	Nil	Nil
9	Daman & Diu	-	Nil	Nil	Nil	Nil	Nil	Nil
10	Delhi	w.e.f. 01.07.1992	5%	5%	5%	5%	5%	5%
11	Goa	w.e.f. 01.06.2012	20 P/KWh	70 P/KWh	20 P/KWh	70 P/KWh	70 P/KWh	-
12	Gujarat	w.e.f. 01.04.2013	Rural areas - 7.5% Urban areas - 15%	25%	Nil	10%	15%	Nil
13	Haryana	w.e.f. 28.12.1994	15 P/KWh	15 P/KWh	Nil	15 P/KWh	15 P/KWh	Nil
14	Himachal Pradesh	w.e.f. 01.04.2013	3%	8%	10%	Small Industry 10% Medium Industry 15%	17%	Nil
15	Jammu & Kashmir	w.e.f. 25.10.1984	Upto 15 KWh/Month - 14% Above 15 KWh/Month - 22%	Upto 30 KWh/Month - 14% Above 30 KWh/Month - 22%	22%	22%	22%	Nil
16	Jharkhand	w.e.f. 23.06.2011	Upto 250 KWh/Month - 20 P/KWh Above 250 KWh/Month - 24 P/KWh	Upto 250 KWh/Month - 24 P/KWh Above 250 KWh/Month - 30 P/KWh	2 P/KWh	5 P/KWh	5 P/KWh	15 P/KWh
17	Karnataka	w.e.f. 11.03.2003	6%	6%	Upto 10 HP - Nil	6%	6%	6%
18	Kerala	w.e.f. 07.05.1975	10%	10%	10%	10%	10 P/KWh	Nil
19	Lakshadweep	-	Nil	Nil	Nil	Nil	Nil	Nil
20	Madhya Pradesh	w.e.f. 25.04.2012	Upto 100 KWh/Month - 9% 101 to 200 KWh/Month - 12% In excess of 200 KWh/Month - 15%	Upto 50 KWh/Month - 9% In excess of 50 KWh/Month - 15%	Nil	Upto 150 HP - 9%	15%	Nil
21	Maharashtra	w.e.f. 01.02.2010	15%	17% additional tax - 8 P/KWh	Nil	9% additional tax - 8 P/KWh	9% addl. tax - 8 P/KWh	Nil
22	Maharashtra - BEST (Mumbai) Reliance Energy (Mumbai) Tata Power (Mumbai)	w.e.f. 01.02.2010	15% additional tax - 15 P/KWh	17% additional tax - 23 P/KWh	Nil	9% additional tax - 23 P/KWh	9% addl. tax - 23 P/KWh	Nil

.....Contd. Details of electricity duty/taxes/cess/surcharge in various States / Union Territories

Sl. No.	Name of States / UTs	Effective date	Domestic	Commercial	Agricultural	LT-Industry	HT-Industry	Railway Traction
23	Manipur	w.e.f. 16.11.1984	2 P/KWh addl. surcharge - 10%	2 P/KWh addl. surcharge - 10%	2 P/KWh surcharge - 10%	2 P/KWh addl. surcharge - 10%	2 P/KWh addl. surcharge - 10%	Nil
24	Meghalaya	w.e.f. 01.04.2013	5 P/KWh	6 P/KWh	6 P/KWh	Upto 15000 KWh/Month - 1% Next 25000 KWh/Month - 1.5% Above 40000 KWh/Month - 3%	Nil	Nil
25	Mizoram	-	Nil	Nil	Nil	Nil	Nil	Nil
26	Nagaland	-	Nil	Nil	Nil	Nil	Nil	Nil
27	Orissa	w.e.f. 01.01.2006	4%	4%	2%	4%	7%	Nil
28	Puducherry	-	Nil	Nil	Nil	Nil	Nil	Nil
29	Punjab	w.e.f. 01.04.2010	13%	13%	Nil	13%	13%	13%
30	Rajasthan	w.e.f. 01.07.2004 and amended in 2009 & 2011	40 P/KWh wef 09.03.2011 Urban Cess 15 P/Kwh	40 P/KWh wef 01.09.2009 Water Cess 10 P/Kwh wef 09.03.2011 Urban Cess 15 P/Kwh	Metered Supply-4 P/KWh Non-Metered Supply- 5% of the flat rate	40 P/KWh wef 01.09.2009 Water Cess 10 P/Kwh wef 09.03.2011 Urban Cess 15 P/Kwh	40 P/KWh Water Cess 10 P/Kwh Urban Cess 15 P/Kwh	Nil
31	Sikkim	-	Nil	Nil	Nil	Nil	Nil	Nil
32	Tamil Nadu	w.e.f. 16.06.2003	Nil	5%	Nil	5%	5%	Nil
33	Tripura	-	Nil	Nil	Nil	Nil	Nil	Nil
34	Uttarakhand	w.e.f. 01.12.2003	15 P/KWh	15 P/KWh	15 P/KWh	20 P/KWh	25 P/KWh	Nil
35	Uttar Pradesh	w.e.f. 13.09.2012	5 P/KWh	7.5 P/KWh	7.5 P/KWh	7.5 P/KWh	7.5 P/KWh	Nil
36	West Bengal	w.e.f. 23.11.2004	Upto 300 KWh/Month - Nil Above 300 KWh/Month - 10%	Upto 150 KWh/Month - Nil >150 but <=500 KWh/Month - 10% >500 but <=1000 KWh/Month - 12.5% >1000 KWh/Month - 15%	Nil	Upto 500 KWh/Month - Nil >500 but <=2000 KWh/Month - 2.5% >2000 but <=3500 KWh/Month - 7.5% >3500 KWh/Month - 12.5%	15%	Nil

Electricity Tariff & Duty and Average rates of electricity supply in India

Summary of Time of the Day (TOD) Tariff Schemes in various states

Sl. No.	Name of Utility & Time Period	Effective dates	Consumer Category & TOD Charges applicable
1	Andhra Pradesh 1800 Hrs - 2200 Hrs	w.e.f. 01.04.2014	HT Consumers (HT - I (A), HT - II & HT - III) Voltage Supply - 11 kV , 33 kV 132 kV & above 100 Paise/kVAh in addition to the normal energy charges at respective voltages
2	Assam 0600 Hrs - 1700 Hrs (normal) 1700 Hrs - 2200 Hrs (peak) 2200 Hrs - 0600 Hrs (night)	w.e.f. 01.12.2013	HT-V(B) HT-V(C)-Option 1 HT-VI Tea,Coffee&Rubber HT-VII Oil&Coal 515 Paise/kWh 410 Paise/kWh 565 Paise/kWh 580 Paise/kWh 740 Paise/kWh 555 Paise/kWh 745 Paise/kWh 755 Paise/kWh 450 Paise/kWh 360 Paise/kWh 545 Paise/kWh 565 Paise/kWh
3	Bihar Normal period (0500 Hrs - 1700 Hrs) Evening peak load period (1700 Hrs - 2300 Hrs) Off-peak load period (2300 Hrs - 0500 Hrs)	w.e.f. 01.04.2014	All HT Consumers Normal rate of energy charges 120% of normal rate of energy charges 85% of normal rate of energy charges
4	Chandigarh Normal period (0600 Hrs - 1800 Hrs) Evening Peak load period (1800 Hrs - 2200 Hrs) Off-peak load period (2200 Hrs - 0600 Hrs)	w.e.f. 01.04.2014	HT/ EHT Consumers (Optional) Normal rate of energy charges 120% normal rate of energy charges 90% normal rate of energy charges
5	Chhattisgarh Normal period (0500 Hrs - 1800 Hrs) Evening Peak load period (1800 Hrs - 2300 Hrs) Off-peak load period (2300 Hrs - 0500 Hrs)	w.e.f. 01.07.2014	For consumers EHV-2,EHV-3,EHV-1,HV-1,HV-2,HV-3and HV-6 Normal rate of energy charges 130% of normal rate of energy charge 85% of normal rate of energy charge
6	Delhi (BYPL,BRPL,NDPL-TPDDL & NDMC) April-September(Peak hours) 1500 Hrs - 2400 Hrs October-March(Peak hours) 1700 Hrs - 2300 Hrs April-September(Off-peak hours) 0000 Hrs - 0600 Hrs October-March(Off-peak hours) 2300 Hrs - 0600 Hrs	w.e.f. 17.07.2014	All consumers (other than domestic) sanctioned load is 50 kW/54 KVA & above 20% surcharge on energy charges 20% surcharge on energy charges 25% rebate on energy charges 25% rebate on energy charges
7	Goa Normal period (0600 Hrs - 1800 Hrs) Evening Peak load period (1800 Hrs - 2200 Hrs) Off-peak load period (2200 Hrs - 0600 Hrs)	w.e.f. 01.04.2014	HT/ EHT Consumers (Optional) Normal rate of energy charges 120% of normal rate of energy charge 90% of normal rate of energy charge
8	Gujarat Morning Peak hours (0700 Hrs - 1100 Hrs) Evening Peak hours (1800 Hrs - 2200 Hrs) a) For billing demand upto 500 KVA b) For billing demand above 500 KVA	w.e.f. 01.04.2014	For HTP-I, HTP-II & HTP-III Consumers with contract demand 500 KVA & above 75 Paise/KWh in addition to normal energy charge for HTP-III 75 Paise/KWh in addition to normal energy charge for HTP-III 35 Paise/KWh in addition to normal energy charge for HTP-I & II 75 Paise/KWh in addition to normal energy charge for HTP-I & II
9	Gujarat-(Torrent Power Ltd., Ahmadabad) i) For April to October period 1200 Hrs - 1700 Hrs & 1830 Hrs - 2130 Hrs ii) For November to March period 0800 Hrs - 1200 Hrs & 1800 Hrs - 2200 Hrs	w.e.f. 01.05.2014	HT Consumers (HTMD-I) HT (HTMD-2 & HTMD-3) billing demand upto 300 KW billing demand above 300 KW 70 Paise/KWh above normal energy charge 90 Paise/KWh above normal energy charge 50 Paise/KWh above normal energy charge
10	Gujarat-(Torrent Power Ltd., Surat) Morning Peak hours (0700 Hrs - 1100 Hrs) Evening Peak hours (1800 Hrs - 2200 Hrs)	w.e.f. 01.05.2014	All HT Consumers with contract demand 500 KVA & above billing demand upto 500 KVA billing demand above 500 KVA 35 Paise/KWh above normal energy charge 70 Paise/KWh above normal energy charge
11	Jharkhand Morning Peak hours (0600 Hrs- 1000 Hrs) Evening Peak hours (1800 Hrs- 2200 Hrs) Off-peak period (2200 Hrs - 0600 Hrs)	w.e.f. 01.08.2012	All HT Consumers 120% of normal rate of energy charge 120% of normal rate of energy charge 85% of normal rate of energy charge
12	Karnataka 2200 Hrs - 0600 Hrs 0600 Hrs - 1800 Hrs 1800 Hrs - 2200 Hrs	w.e.f. 01.05.2014	LT-5(a) & (b) Industrial Heating & Motive Power (optional) HT-1 and HT-2 (a), (b), (c) (-) 125 Paise/KWh (-) 125 Paise/KWh Nil Nil (+) 100 Paise/KWh (+) 100 Paise/KWh
13	Kerala Normal period (0600 Hrs - 1800 Hrs) Evening Peak period (1800 Hrs - 2200 Hrs) Off-peak period (2200 Hrs - 0600 Hrs)	w.e.f. 16.08.2014	EHT, HT and LT Industrial Consumers (load of above 20 kW) LT - I (> 500 Units/month) 100% Ruling rate of energy charges 100% energy chs.(7.00 Rs/Unit) 150% Ruling rate of energy charges 120% energy chs.(8.40 Rs/Unit) 75% Ruling rate of energy charges 90% energy chs.(6.30 Rs/Unit)
14	Madhya Pradesh Normal period (0600 Hrs - 1800 Hrs) Evening Peak load period (1800 Hrs - 2200 Hrs) Off-peak load period (2200 Hrs - 0600 Hrs)	w.e.f. 01.06.2014	For Coal Mines, Industrial, Seasonal, Irrigation, PWW consumers Normal rate of energy charge 15% of normal rate of energy charge as surcharge 7.5% of normal rate of energy charge as rebate
15	Maharashtra 0600 Hrs - 0900 Hrs & 1200 Hrs - 1800 Hrs 0900 Hrs - 1200 Hrs 1800 Hrs - 2200 Hrs 2200 Hrs - 0600 Hrs	w.e.f. 01.08.2012	LT-V(B),LT-X(B)&(C),LT-V(A)<-X(A)optional,HT -I,HT-II(B),HT-IV & HT-IX (above base tariff) Nil (+)80 Paise/KWh (+)110 Paise/KWh (-)100 Paise/KWh
16	Maharastra - Mumbai (B.E.S.T, TATA Power Co.& Reliance Energy) 0600 Hrs - 0900 Hrs 0900 Hrs - 1200 Hrs 1200 Hrs - 1800 Hrs 1800 Hrs - 2200 Hrs 2200 Hrs - 0600 Hrs	B.E.S.T & Reliance Energy w.e.f. 01.09.2013 TATA Power Co. w.e.f. 01.07.2013	LT & HT Industrial, Commercial, Public Services (over & above base tariff) Nil (+)50 Paise/KWh Nil (+)100 Paise/KWh (-)75 Paise/KWh
17	Puducherry Normal period (0600 Hrs - 1800 Hrs) Evening Peak load period (1800 Hrs - 2200 Hrs) Off-peak load period (2200 Hrs - 0600 Hrs)	w.e.f. 01.04.2013	HT/ EHT Consumers (Optional) Normal rate of energy charges 120% of normal rate of energy charge 90% of normal rate of energy charge

Electricity Tariff & Duty and Average rates of electricity supply in India

..... Contd. Summary of Time of the Day (TOD) Tariff Schemes in various states

Sl. No.	Name of Utility & Time Period	Effective dates	Consumer Category & TOD Charges applicable		
18	Tripura	w.e.f. 01.11.2014	Industrial, Tea/Coffee/Rubber, Bulk Supply, Water Works & Irrigation Consumers (Optional)		
	Normal period (0500 Hrs - 1700 Hrs) Evening Peak load period (1700 Hrs - 2300 Hrs) Off-peak load period (2300 Hrs - 0500 Hrs)		Normal rate of energy charges 140% of normal rate of energy charge 60% of normal rate of energy charge		
19	Uttarakhand	w.e.f. 01.04.2014	LT & HT Industrial		
	Season/ Time of day		Normal Hours	Peak Hours	Off-peak Hours
	Winters 1st October - 31st March Summers 1st April - 30th September For LT Industry - Energy Charges For HT Industry - Energy Charges Load Factor upto 33% Load Factor above 33% and upto 50% Load Factor above 50%		0930 - 1730 Hrs	0600-0930 & 1730-2200 Hrs	2200 - 0600 Hrs
			0700 - 1800 Hrs 340 Paise/kVAh 305 Paise/kVAh 330 Paise/kVAh 360 Paise/kVAh	1800 - 2300 Hrs 510 Paise/kVAh 540 Paise/kVAh 540 Paise/kVAh 540 Paise/kVAh	2300 - 0700 Hrs 306 Paise/kVAh 275 Paise/kVAh 297 Paise/kVAh 324 Paise/kVAh
20	Uttar Pradesh	w.e.f. 01.04.2014	Small & Medium Power and Large & Heavy Power		
	2200 Hrs - 0600 Hrs 0600 Hrs - 1700 Hrs 1700 Hrs - 2200 Hrs		92.5% of normal rate of energy charge Normal rate of energy charge 115% of normal rate of energy charge		
21	West Bengal	Applicable Tariff Scheme w.e.f. 01.04.2013	Low & Medium Voltage Consumers		
	Season/ Time of day i) Irrigation pumping for agriculture (Metered) ii) Industries (220 KV) iii) Industries (400 KV) iv) Community Irrigation/ Irrigation v) Commercial Plantation		0600 Hrs - 1700 Hrs	1700 Hrs - 2300 Hrs	2300 Hrs - 0600 Hrs
			354 Paise/kWh 534 Paise/kWh 514 Paise/kWh 560 Paise/kWh 605 Paise/kWh	High & Extra High Voltage Consumers 729 Paise/kWh 747 Paise/kWh 719 Paise/kWh 885 Paise/kWh 847 Paise/kWh	212 Paise/kWh 353 Paise/kWh 340 Paise/kWh 279 Paise/kWh 400 Paise/kWh
22	West Bengal-Durgapur Projects Ltd.	Applicable Tariff Scheme w.e.f. 01.04.2013	Low & Medium Voltage Consumers		
	Season/ Time of day		0600 Hrs - 1700 Hrs	1700 Hrs - 2300 Hrs	2300 Hrs - 0600 Hrs
	Irrigation pumping for agriculture (Metered)		313 Paise/kWh	626 Paise/kWh	172 Paise/kWh
	i) Industries (33 KV) Summer Monsoon Winter ii) Industries (132 KV) Summer Monsoon Winter iii) Community Irrigation/ Irrigation Summer Monsoon Winter		480 Paise/kWh 478 Paise/kWh 476 Paise/kWh 471 Paise/kWh 469 Paise/kWh 467 Paise/kWh 444 Paise/kWh 442 Paise/kWh 440 Paise/kWh	High & Extra High Voltage Consumers 564 Paise/kWh 562 Paise/kWh 559 Paise/kWh 553 Paise/kWh 551 Paise/kWh 549 Paise/kWh 799 Paise/kWh 796 Paise/kWh 792 Paise/kWh	408 Paise/kWh 406 Paise/kWh 405 Paise/kWh 400 Paise/kWh 399 Paise/kWh 397 Paise/kWh 293 Paise/kWh 292 Paise/kWh 290 Paise/kWh
23	West Bengal-DPSC Ltd.	Applicable Tariff Scheme w.e.f. 01.04.2013	Low & Medium Voltage Consumers		
	Season/ Time of day		0600 Hrs - 1700 Hrs	1700 Hrs - 2300 Hrs	2300 Hrs - 0600 Hrs
	Irrigation		269 Paise/kWh	649 Paise/kWh	178 Paise/kWh
	i) Industries (33 KV & above) Summer Monsoon Winter ii) Community Irrigation/ Irrigation Summer Monsoon Winter		495 Paise/kWh 491 Paise/kWh 487 Paise/kWh 365 Paise/kWh 361 Paise/kWh 357 Paise/kWh	High & Extra High Voltage Consumers 692 Paise/kWh 688 Paise/kWh 683 Paise/kWh 729 Paise/kWh 721 Paise/kWh 713 Paise/kWh	326 Paise/kWh 324 Paise/kWh 321 Paise/kWh 219 Paise/kWh 217 Paise/kWh 215 Paise/kWh

**Power Supply Schemes for Kutir Jyoti / Bhagyajyothi / Lokdeep /
Below Poverty Line / Jeevan Dhara / Life Line / JJ Clusters and
Low Income Group Consumers**

Kutir Jyoti

Government of India formulated Kutir Jyoti for providing electricity to the economically weaker section (below poverty line). It was launched in 1988-89 for extending single point light connections to households of rural poor families below the poverty line including Harijans and Adivasi families.

Bhagyajyothi

Bhagyajyothi scheme is operating in Karnataka to provide electricity connections to low income homes in rural areas. The State Govt. has ordered free supply to consumers under this category upto 18 Units per month and Govt. will bear the required subsidy.

Lokdeep

The Lokdeep / Kutirjyoti category of consumers in West Bengal is un-metered, having fixed charges as Rs.30 per month for consumption up to 25 kWh/ month.

Below Poverty Line (BPL)

The BPL category has a monthly consumption limit of 30 Units per month. The consumers under this category may lose their eligibility if their consumption exceeds this limit (as in Maharashtra). The tariff under this category is comparable and even less than Kutir Jyoti category.

Jeevan Dhara

The 'Lifeline' category who have low capacity to pay and consuming electricity at the lowest level as basic minimum need is named as Jeevan Dhara by Assam Electricity Regulatory Commission. The tariff of this category is cross subsidized by other consumer categories.

Lifeline

The consumers, who consume lower than 30 units per month, are the life-line category of consumers. With metered connection, their consumption level and tariff is found to be comparatively higher than that of BPL category.

JJ Clusters

Shanty construction made by migrant labour in Delhi, largely on government agency land or 'encroached land'. Also known as squatter settlement, their basic civil amenities are provided by Delhi Govt. The electricity tariff of this category of consumers is cross subsidized by other consumers.

Low Income Group

The social criteria may at times call for relief to certain consumers e.g. low-income group. Such a category exists in Goa, Dadra & Nagar Haveli and Daman & Diu. The consumers are authorized to have a load of 40 W at two points. Any unauthorized increase in load beyond 2x40 watts, will impose penal charges and the installation may also be liable for disconnection.


Summary showing names of schemes and tariffs applicable under these schemes in various States/ Utilities is annexed.

Summary of power supply schemes for Kutir Jyoti/ Bhagyajyothi/ Lokdeep/ Below Poverty Line (BPL)/ Jeevan Dhara/ Life Line/ JJ Clusters and Low Income Group Consumers

Sl. No.	States/Utility	Effective date	Consumers category	Description	Fixed charge		Energy Charge (paise/kwh)	Minimum Charge	
1	ARUNACHAL PRADESH	w.e.f. 01.04.2014	KJP & BPL	AC 50 Hz, 1-phase, 230 V			265	53	Rs./Month
2	ASSAM	w.e.f. 01.12.2013	Jeevan Dhara	Upto 0.5 KW & 30 KWh/month	15	Rs./Month	243 with Govt. Subsidy		
3	BIHAR	w.e.f. 01.04.2014	Kutir Jyoti-BPL	Consumption upto 30 KWh/Month					
				Unmetered Supply					
				K.J. (Rural) upto 60 watt	55	Rs./Month	Nil		
				Metered Supply					
				K.J. (Rural) upto 60 watt			160	40	Rs./Month
				K.J. (Urban) upto 100 watt			195	50	Rs./Month
4	DADRA & NAGAR HAVELI	w.e.f. 01.04.2014	Low income group	With connected load 2X40 Watts only	10	Rs./Month	Nil		
5	DAMAN & DIU	w.e.f. 01.04.2014	Low income group	With connected load 2X40 Watts only	10	Rs./Month	Nil		
6	GOA	w.e.f. 01.04.2014	Low Income Group	For connected load 2X40 Watts - Upto 2 Points	25	Rs./Month	Nil		
7	GUJARAT	w.e.f. 01.05.2014	Below poverty line	Upto 30 KWh/Month	5	Rs./Month	150		
8	HIMACHAL PRADESH	w.e.f. 01.08.2014	Life line	Upto 60 KWh/Month		Nil	100		
9	JAMMU & KASHMIR	w.e.f. 01.07.2014	Below Poverty line (BPL)	Upto 30 units/Month	5	Rs./Month	119		
10	JHARKHAND	w.e.f. 01.08.2012	Kutir Jyoti	Connected load upto 100 Watts for rural areas (unmetered)	40	Rs./Month	Nil		
				0-100 kWh/Month (metered)	15	Rs./Month	120		
11	KARNATAKA	w.e.f. 01.05.2014	Bhagyajyothi / Kutir-jyothi	Upto 18 KWh/Month			Nil		
12	LAKSHADWEEP	w.e.f. 01.04.2014	BPL / Kutir Jyothi	Upto 30 units/Month	25	Rs./Month	Nil		
13	MADHYA PRADESH	w.e.f. 01.06.2014	J.J.Clusters	Consumption upto 30 KWh/Month & load upto 100 Watts			290	40	Rs./Month
14	MAHARASHTRA	w.e.f. 01.08.2012	Below Poverty line (BPL)	Consumption upto 30 KWh/Month	10	Rs./Month	76		
15	B.E.S.T. (Mumbai)	w.e.f. 01.04.2014	Below Poverty line (BPL)	Consumption upto 30 KWh/Month	3	Rs./Month	92		
16	RELIANCE ENERGY (Mumbai)	w.e.f. 01.04.2014	Below Poverty line (BPL)	Consumption upto 30 KWh/Month	5	Rs./Month	166		

भाग - 2

राज्यों/संघ-शासित क्षेत्रों द्वारा विभिन्न उपभोक्ता श्रेणियों के लिए अभिज्ञापित विद्युत टैरिफ़ का सारांश



PART - 2

**SUMMARY OF NOTIFIED TARIFFS OF
ELECTRICITY FOR VARIOUS CATEGORIES
OF CONUSMERS IN STATES/UNION
TERRITORIES**

ELECTRICITY TARIFF IN ANDAMAN & NICOBAR ISLANDS w.e.f 01.04.2014

Category No.	Category of Service	Energy Charge (Paise/KWh)	Minimum Charge	
1	DOMESTIC SUPPLY (DS)			
	Upto 100 KWh	200	30	Rs./KVA/Month
	101 to 200 KWh	370		
	201KWh & above	510		
2	COMMERCIAL			
	Upto 200 KWh	540	50	Rs./KVA/Month
	201 to 500 KWh	650		
	501KWh & above	725		
3	INDUSTRIAL SUPPLY			
	Upto 500 KWh	445	50	Rs./HP/Month
	501KWh & above	500	200	Rs./Month for rice,flour Millers of Rural Areas having load upto 15 HP
4	IRRIGATION, PUMPING & AGRICULTURE	125	15	Rs./KVA/Month
5	PUBLIC LIGHTING (PL)	450	60	Rs./KVA/Month
6	BULK SUPPLY	920	50	Rs./KVA/Month
7	TEMPORARY SUPPLY	Rate shall be three times the rate applicable to the relevant category of consumers		
	ASSUMED POWER FACTOR	90%		
	Power Factor Incentive:			
1%	rebate on billed energy charges for each 1% increase in power factor above 95%.			
	Late Payment Surcharge:			
2%	per month the consumer is liable to pay additional charges on delayed amount, if the payment is made after the due date.			
	Advance Payment Rebate:			
1%	per month rebate shall be given on the amount, if payment is made in advance.			
	Prompt Payment Rebate:			
0.25%	of the bill amount shall be given as rebate for prompt payment,if payment is made at least 7 days in advance of the due date.			

Reference : Andaman & Nicobar Administration Letter No. EL/PL/10-1/2014/3963 dated 16.09.2014

ELECTRICITY TARIFF IN ANDHRA PRADESH w.e.f. 01.04.2014

Category No.	Category of Service	Demand Charge (Rs./kW/month)	Energy Charge	Customer Charge (Rs./Month)	Monthly Minimum Charge
LT-I	LOW TENSION				
	DOMESTIC				
LT-I (A)	Upto 50 units/month				Single Phase 25 Rs./Month contract load upto 500 Watts 50 Rs./Month contract load above 500 Watts
	0 - 50 kWh/Month	Nil	145 Paise/kWh	25	
LT-I (B)(i)	Above 50 units/month and upto 100 units/month				Three Phase 150 Rs./Month
LT-I (B)(ii)	0 - 50 kWh/Month	Nil	145 Paise/kWh	25	
	51 - 100 kWh/Month		260 Paise/kWh	30	
LT-I (B)(iii)	Above 100 units/month and upto 200 units/month				
	0 - 100 kWh/Month		260 Paise/kWh	30	
	101 - 200 kWh/Month		360 Paise/kWh	35	
	Above 200 units/month				
	0 - 50 kWh/Month		260 Paise/kWh	25	
	51 - 100 kWh/Month		325 Paise/kWh	30	
	101 - 150 kWh/Month		488 Paise/kWh	35	
	151 - 200 kWh/Month		563 Paise/kWh		
	201 - 250 kWh/Month		638 Paise/kWh	40	
	251 - 300 kWh/Month		688 Paise/kWh		
	301-400 kWh/Month		738 Paise/kWh	45	
	401-500 kWh/Month		788 Paise/kWh		
	Above 500 kWh/Month		838 Paise/kWh		
LT-II	NON-DOMESTIC / COMMERCIAL				
LT-II (A)	Non-Domestic / Commercial (upto 50 Units/Month)				
	0-50 kWh/Month	50 Rs./kW/Month	540 Paise/kWh	30	65 Rs./Month for single phase
LT-II (B)	Non-Domestic / Commercial (above 50 Units/Mnth)				
	0-50 kWh/Month	50 Rs./kW/Month	663 Paise/kWh	30	65 Rs./Month for single phase
	51 - 100 kWh/Month		738 Paise/kWh	35	
	101 - 300 kWh/Month		813 Paise/kWh	40	200 Rs./Month for three phase
	301 - 500 kWh/Month		863 Paise/kWh		
	Above 500 kWh/Month		913 Paise/kWh		
LT-II (C)	ADVERTISING HOARDINGS - All Units	50 Rs./kW/Month	1103 Paise/kWh	45	300 Rs/Month
LT-III	INDUSTRY (Contracted load of 100 HP / 75KW and below)				
	Industrial - Normal				
	(i) Industries (General)	50 Rs./kW/Month	608 Paise/[kVAh/kWh]	50	upto 20 HP
	(ii) Pisci-culture/ Prawn Culture	20 Rs./kW/Month	463 Paise/[kVAh/kWh]	200	21 - 50 HP
	(iii) Sugarcane Crushing	20 Rs./kW/Month	463 Paise/[kVAh/kWh]	750	51 - 100 HP
	(iv) Poultry farms	50 Rs./kW/Month	563 Paise/[kVAh/kWh]		
	(v) Mushroom & Rabbit Farms	50 Rs./kW/Month	563 Paise/[kVAh/kWh]		
	(vi) Floriculture in Green-House.	50 Rs./kW/Month	563 Paise/[kVAh/kWh]		
	Rates for Seasonal Industries				
	Consumer under LT-III category for manufacture of sugar or ice or salt,decorticating,seed processing,fruit processing,ginning & pressing,cotton seed oil mills tobacco processing & re-drying and for such other industries or processes as approved by the Commission from time to time during certain seasons or limited periods in the tariff year and his main plnt is regularly closed during certain months of tariff year.				
	Seasonal Industries (off season) - All Units	50 on 30% of CD	675 Paise/[kVAh/kWh]		
1%	of total energy consumed be deducted from recorded energy for the purpose of billing, if the metering is on HT side.				
LT-IV (A)	Cottage Industries (upto 10 HP) - All units	20 Rs./kW/Month	375 Paise/kWh	30	30 Rs./Month
LT-IV (B)	Agrobased Activities upto 10 HP) - All Units	20 Rs./kW/Month	375 Paise/kWh	30	30 Rs./Month
LT-V (A)	Agricultural with Demand Side Management(DSM) measures				
	Dry land Farmers (connections <=3 Nos.)	0	0 Paise/kWh	30	
	Wet land Farmers (Holdings <=2.5 Acres)	0	0 Paise/kWh		
	Dry land Farmers (connections >3 Nos.)	525 Rs./HP/Year*	50 Paise/kWh		
	Wet land Farmers (Holdings >2.5 Acres)	525 Rs./HP/Year*	50 Paise/kWh		
	Corporate Farmers & IT Assesse	0	250 Paise/kWh		
*	Equivalent flat rate tariff				

Electricity Tariff & Duty and Average rates of electricity supply in India

LT-V (B)	Agricultural without Demand Side Management(DSM) measures				
	Dry land Farmers (connections <=3 Nos.)	525 Rs./HP/Year*	50 Paise/kWh	30	
	Wet land Farmers (Holdings <=2.5 Acres)	525 Rs./HP/Year*	50 Paise/kWh		
	Dry land Farmers (connections >3 Nos.)	1050 Rs./HP/Year*	100 Paise/kWh		
	Wet land Farmers (Holdings >2.5 Acres)	1050 Rs./HP/Year*	100 Paise/kWh		
*	Corporate Farmers & IT Assesses	0	350 Paise/kWh		
	Equivalent flat rate tariff				
LT-V (C)	Others				
\$	Salt farming units with connected load upto 15 HP	20 Rs/HP/Month	370 Paise/kWh	30	
	Rural Horticulture Nurseries with CD upto 15 HP \$	21 Rs/HP/Month	370 Paise/kWh		
	Units with connected load more than 15 HP shall be billed under LT-III category-Industrial General tariff.				
LT-VI	Street Lighting and PWS Schemes				
LT-VI (A)	Street Lighting				
	Panchayats	30 Rs./kW/Month	537 Paise/kWh	30	2 Rs./Point/Month 6 Rs./Point/Month
	Municipalities	30 Rs./kW/Month	587 Paise/kWh		
	Municipal Corporations	30 Rs./kW/Month	637 Paise/kWh		
LT-VI (B)	PWS Schemes				
	Panchayats	30 Rs./HP/Month	437 Paise/kWh	30	50 Rs./Month 100 Rs./Month 100 Rs./Month
	Municipalities	30 Rs./HP/Month	537 Paise/kWh		
	Municipal Corporations	30 Rs./HP/Month	587 Paise/kWh		
LT-VII (A)	General Purpose - Religious purpose				
	Govt. Educational Institutions, old age homes Charitable trust, etc.	20 Rs./kW/Month	653 Paise/kWh	40	50 Rs./Month for single phase 150 Rs./Month for three phase
LT-VII (B)	Religious Places (for load upto 2 KW only)				
	All Units	20 Rs./kW/Month	470 Paise/kWh	30	Nil
LT-VIII	Temporary Supply				
	All Units	20 Rs./kW/Month	943 Paise/kVAh/kWh	40	Rs. 125/kW of contracted load for the first 30 days and Rs.75/kW of CD for every subsequent period of 15 days
	Additional Charges for delayed payment of Bills: Consumers are liable to pay delayed payment charges per month on the bill amount at the rates given blow.				
	LT - I (A)	10 Rs/Month		30	
	LT - I (B), LT - IV	25 Rs/Month			
	LT - II (A) with CD upto 1 kW	25 Rs/Month			
	HIGH TENSION				
HT-I	Industry				
(A)	Industry -General				
	11 kV		573 Paise/kVAh*	1125	
	33 kV	350 Rs./kVA/Month	530 Paise/kVAh*	1125	
	132 kV and above		490 Paise/kVAh*	2250	
*	Rs 1.00/kVAh Time of Day is leviable on energy consumption during the period from 06.00 PM to 10.00 PM, in addition to the normal energy charges a respective voltages.				
	Lights and Fans				
	11 kV		573 Paise/kVAh	1125	
	33 kV		530 Paise/kVAh	1125	
	132 kV and above		490 Paise/kVAh	2250	
(B)	Ferro Alloy Units				
	11 kV	Nil	541 Paise/kVAh	1125	
	33 kV		498 Paise/kVAh	1125	
	132 kV and above		458 Paise/kVAh	2250	
	Colony (11kV/33kV/132kV and above)				As applicable
	Seasonal Industries coming under HT-1(A)				
	11 kV		690 Paise/kVAh	1125	
	33 kV	350 Rs./kVA/Month of	628 Paise/kVAh	1125	
	132 kV and above	Billing Demand #	603 Paise/kVAh	2250	
#	Baed on the Recorded Maximum Demand or 30% of the Conraced Demand whichever is higher.				

Electricity Tariff & Duty and Average rates of electricity supply in India

HT-II	Others (consumers other than those covered under HT I and III to VII)				
	11 KV	350 Rs./kVA/Month	690 Paise/kVAh*	1125	Recorded Maximum Demand during the month or 80% of CD whichever is higher and actual energy consumption or 25 kVAh/kVA of billing demand/Month, whichever is higher
	33 KV		628 Paise/kVAh*	1125	
132 KV and above	603 Paise/kVAh*		2250		
HT-III	Airports, Railway Stations and Bus Stations				
	11 KV	350 Rs./kVA/Month	658 Paise/kVAh*	1125	Recorded Maximum Demand during the month or 80% of CD whichever is higher and actual energy consumption or 50 kVAh/kVA of billing demand/Month, whichever is higher
	33 KV		601 Paise/kVAh*	1125	
	132 KV and above		572 Paise/kVAh*	2250	
*	Rs 1.00/kVh Time of Day is leviable on energy consumption during the period from 06.00 PM to 10.00 PM, in addition to the normal energy charges a respective voltages.				
HT-IV	Irrigation and CPWS				
(A)	Govt. Lift Irrigation Schemes and Agriculture		537 Paise/kVAh	As applicable	300 Rs./KVA/Year
(B)	Composite Protected Water Supply (CPWS) Scheme		439 Paise/kVAh	As applicable	
HT-V	Railway Traction		636 Paise/kVAh	As applicable	actual energy consumption or 32 kVAh/kVA/month of CD whichever is higher
HT-VI	Townships & Residential Colonies(All Voltages)	50 Rs./kVA/Month	568 Paise/kVAh	As applicable	actual energy consumption or 25 kVAh/kVA of CD whichever is higher
HT-VII	Green Power		1078 Paise/kVAh		
HT-VIII	Temporary (11/33/132 KV and above)	1.5 times of the Tariff corresponding HT Consumer Category			
	Rural Electric Co-Op Societies (Siricilla)	Nil	86 Paise/kWh		
Additional Charges for Maximum Demand in excess of the Contracted Demand					
	RMD over CMD	Demand Charges on Excess Demand	Energy Charges on Full Energy		
	100% to 120%	2 times of normal charge	Normal		
	Above 120% and upto 200%	2 times of normal charge	1.15 times of normal charge		
	More than 200%	2 times of normal charge	1.20 times of normal charge		
Additional Charges for delayed payment of Bills					
5 paise/Rs 100/day of bill amount or Rs 550 whichever is higher					
ASSUMED POWER FACTOR		95%			
NOTE: FSA will be extra as applicable as notified by the Commission from time to time					
VOLTAGE SURCHARGE					
H.T. consumers who are now getting supply at voltage different from the declared voltages and who want to continue taking the supply at the same voltage will be charged as per the rates indicated below :					
Sr. No.	Contracted Demand with Licensee & Other sources (in KVA)	Voltage at which supply should be availed (in KV)	Voltage at which consumer is availing supply (in KV)	Rates % extra over the normal rates	
(A)	For HT consumers availing supply through common feeder		11	Demand Charges	Energy charges
1	1501 to 5000 kVA	33	66 or below	12%	10%
2	Above 5000 kVA	132 or 220		12%	10%
(B)	For HT consumers availing supply through independent feeder		11		
1	2501 to 10000 kVA	33	66 or below	12%	10%
2	Above 10000 kVA	132 or 220		12%	10%
Reference :	Northern Power Distribution Company of Telangana Limited, Warangal Letter No. CGM/IPC&RAC/TSNPDCL/WGL/RAC/F.CEA/D.No.216/14 dated 26.09.2014				
	Eastern Power Distribution Company of AP Limited, Visakhapatnam Letter No. CGM/R.P&P/EPDCL/VSP/GM/R&P/DE/R&P/F:54/D.No. 2646/14 dated 08.09.2014				

Electricity Tariff & Duty and Average rates of electricity supply in India

ELECTRICITY TARIFF IN ARUNACHAL PRADESH w.e.f 01.04.2014

Category No.	Category of Service	Energy Charge (Paise/kWh)	Minimum Charge
1	DOMESTIC		
	LT (Low Tension)		
	(i) AC 50 Hz, 1-Phase, 230 Volt	400	32 Rs./KW/Month
	(ii) AC 50 Hz, 3-Phase, 400 Volt	400	53 Rs./KW/Month
	(iii) AC 50 Hz, 1-Phase, 230 Volt KJP & BPL Connection	265	53 Rs./Connection/Month
	HT (High Tension)		
	(i) AC 50 Hz, 3-Phase, 11 KV	340	168 Rs./KW/Month
(ii) AC 50 Hz, 3-Phase, 33 KV	325	134 Rs./KW/Month	
2	COMMERCIAL (Non-Industrial)		
	LT (Low Tension)		
	(i) AC 50 Hz, 1-Phase, 230 Volt	500	32 Rs./KW/Month
	(ii) AC 50 Hz, 3-Phase, 400 Volt	500	53 Rs./KW/Month
	HT (High Tension)		
	(i) AC 50 Hz, 3-Phase, 11 KV	420	168 Rs./KW/Month
	(ii) AC 50 Hz, 3-Phase, 33 KV	400	134 Rs./KW/Month
3	PUBLIC LIGHTING & WATER SUPPLY CONSUMERS		
	LT (Low Tension)		
	(i) AC 50 Hz, 1-Phase, 230 Volt	510	32 Rs./KW/Month
	(ii) AC 50 Hz, 3-Phase, 400 Volt	510	53 Rs./KW/Month
	HT (High Tension)		
	(i) AC 50 Hz, 3-Phase, 11 KV	420	168 Rs./KW/Month
	(ii) AC 50 Hz, 3-Phase, 33 KV	400	134 Rs./KW/Month
4	AGRICULTURE CONSUMERS		
	LT (Low Tension)		
	(i) AC 50 Hz, 1-Phase, 230 Volt	310	32 Rs./KW/Month
	(ii) AC 50 Hz, 3-Phase, 400 Volt	310	53 Rs./KW/Month
	HT (High Tension)		
	(i) AC 50 Hz, 3-Phase, 11 KV	275	168 Rs./KW/Month
	(ii) AC 50 Hz, 3-Phase, 33 KV	265	134 Rs./KW/Month
5	INDUSTRIAL CONSUMERS		
	LT (Low Tension)		
	(i) AC 50 Hz, 1-Phase, 230 Volt	420	32 Rs./KW/Month
	(ii) AC 50 Hz, 3-Phase, 400 Volt	420	32 Rs./KW/Month
	HT (High Tension)		
	(i) AC 50 Hz, 3-Phase, 11 KV	375	168 Rs./KW/Month
	(ii) AC 50 Hz, 3-Phase, 33 KV	340	134 Rs./KW/Month
(iii) AC 50 Hz, 3-Phase, 132 KV & above	325	101 Rs./KW/Month	
6	BULK MIXED CONSUMERS		
	HT (High Tension)		
	(i) AC 50 Hz, 3-Phase, 11 KV	375	168 Rs./KW/Month
	(ii) AC 50 Hz, 3-Phase, 33 KV	340	134 Rs./KW/Month
	(iii) AC 50 Hz, 3-Phase, 132 KV & above	325	101 Rs./KW/Month
7	TEMPORARY CONSUMERS		
	LT (Low Tension)		
	(i) AC 50 Hz, 1-Phase, 230 Volt	635	N.A.
	(ii) AC 50 Hz, 3-Phase, 400 Volt	635	N.A.

Reference : Arunachal Pradesh State Electricity Regulatory Commission, Tariff Order dated 03.06.2014

ELECTRICITY TARIFF IN ASSAM w.e.f. 01.12.2013

CATEGORY	Category of Service	Fixed Charge	Energy Charge (P/kWh)		
LT-I	JEEVAN DHARA UPTO 0.5 KW & 30 KWh/month Energy Charges less Government Subsidy	15 Rs/Month	353 243		
LT-II	DOMESTIC A : FOR LOAD UPTO 5 KW				
	First 120 kWh/Month Energy Charges less Government Subsidy	30 Rs/KW/Month	428 358		
	Next 120 kWh/Month		545		
	Balance kWh (above 240 kWh)		615		
LT-III	DOMESTIC B: FOR LOAD > 5 KW & UPTO 20 KW	30 Rs/KW/Month	575		
LT-IV	COMMERCIAL UPTO 20 KW	110 Rs/KW/Month	615		
LT-V	GENERAL PURPOSE SUPPLY	125 Rs/KW/Month	515		
LT-VI	PUBLIC LIGHTING	120 Rs/KW/Month	530		
LT-VII	AGRICULTURE UPTO 7.5 HP	30 Rs/KW/Month	375		
LT-VIII	SMALL INDUSTRIES				
(i)	RURAL Upto 20 kW	30 Rs/KW/Month	400		
(ii)	URBAN	40 Rs/KW/Month	425		
LT-IX	TEMPORARY SUPPLY				
	Domestic	80 Rs/KW/Month	765		
	Agriculture	125 Rs/KW/Month	975		
	Non- Domestic & Non-Agriculture	50 Rs/KW/Month	565		
HT-I	DOMESTIC 25 KVA and above	30 Rs/KVA/Month	570		
HT-II	COMMERCIAL 25 KVA and above	115 Rs/KVA/Month	600		
HT-III	PUBLIC WATER WORKS	125 Rs/KVA/Month	520		
HT-IV	BULK SUPPLY 25 KVA and above				
(i)	Government educational institutions	110 Rs/KVA/Month	535		
(ii)	Others	145 Rs/KVA/Month	575		
HT-V (A)	HT SMALL INDUSTRIES UPTO 50 KVA	40 Rs/KVA/Month	450		
HT-V (B)	HT INDUSTRIES-I 50 KVA TO 150 KVA	100 Rs/KVA/Month	515		
HT-V (C)	HT INDUSTRIES-II above 150KVA				
	OPTION -1	140 Rs/KVA/Month	548		
	OPTION -2	270 Rs/KVA/Month	478		
HT-VI	TEA, COFFEE AND RUBBER	230 Rs/KVA/Month	565		
HT-VII	OIL AND COAL	270 Rs/KVA/Month	580		
HT-VIII	HT IRRIGATION above 7.5 HP	40 Rs/KVA/Month	500		
	TOD Tariff				
	Tme	Energy Charges			
		HT - V(B)	HT - (C)	Tea/Coffee & Rubeer	Oil & Coal
	Time 0600 - 1700 Hrs.(normal)	515	548	565	580
	Time 1700 - 2200 Hrs.(peak)	740	693	745	755
	Time 2200 - 0600 Hrs.(night)	450	498	540	565

Electricity Tariff & Duty and Average rates of electricity supply in India

	Power Factor Penalty :			
1%	on total consumption for every 1% fall in PF below 85% to 60% plus 2% for every 1% fall below 60% to 30%			
	Power Factor Rebate :			
1%	on total consumption for every 1% rise in PF above 85% and 2% for every 1% rise above 95%			
3%	Rebate on energy consumption to all categories of HT consumers for availing supply at higher voltage than as applicable			
3%	Additional energy charges from all categories of HT consumers for metering on L.T. side on account of transformer loss			
1.5%	Surcharge per month or part thereof in simple interest shall be levied, if payment is not made in full on or before the due date from all categories of consumers.			
	Assumed Power Factor	85%		

Reference : Assam Power Distribution Company Limited Letter No. CGM(COM)/APDCL/Corres/2013/30 dated 16.09.2014

Electricity Tariff & Duty and Average rates of electricity supply in India

ELECTRICITY TARIFF IN BIHAR w.e.f. 01.04.2014

Category No.	Category of Service	Demand Charge	Energy Charge Paise/kWh	Prompt Payment Rebate	Monthly Minimum
	LOW TENSION SUPPLY				
	Kutir Jyoti-BPL Consumers (Consumption upto 30 kWh/Month)				
	Unmetered Supply				
	K.J. (Rural) load upto 60 watts	55 Rs/Month		2 Rs/Month	
	Metered Supply				
	K.J. (Rural) load upto 60 watts - First 30 Unts		160	10 Paise/kWh	40 Rs./Month/Connection
	For remaining units		as per DS-I Metered		
	K.J. (Urban) load upto 100 watts - First 30 Unts		195		50 Rs./Month/Connection
	For remaining units		as per DS-II Metered		
DS - I	Domestic service for Rural areas connected load upto 2 KW				
	Unmetered Supply				
		160 Rs/Month		3 Rs/Month	
	Metered Supply				
	First 50 kWh/Month		200	10 Paise/kWh	40 kWh/Month for 1st KW
	51 to 100 kWh/Month		230		20 kWh/Month for 2nd KW
	Above 100 kWh/Month		270		
DS - II	Domestic service for Urban areas covered by Notified Area Committee/ Municipality/ Municipal Corporation/ Development Authority/ All District and Sub-Divisional Towns /Block Headquarters/ Industrial Areas/ Contiguous Sub-urban areas etc.				
	Metered Supply				
	1 - 100 kWh/Month	55 Rs/Month for 1-Φ first KW	285	10 Paise/kWh	40 kWh/Month for 1st KW
	101 - 200 kWh/Month	15 Rs/Month for Addl. KW (7 kW)	350		20 kWh/Month for each additional KW
	201 - 300 kWh/Month	250 Rs/Month for 3-Φ, 5 KW & above	420		
	Above 300 kWh/Month	15 Rs/Month for Addl. KW	530		
DS-II (D)	Demand Based Tariff (1-Φ, Contract demand upto 7 KW and 3-Φ, Contract demand of 5 KW to 70 KW)				
(Optional)	1 - 100 kWh/Month				
	101 - 200 kWh/Month	20 Rs/Month for Addl. KW (7 kW)	350		(on recorded demand or contract demand whichever is higher)
	201 - 300 kWh/Month	60 Rs/Month for 3-Φ (5 KW to 70 KW)	420		
	Above 300 kWh/Month		530		
DS- III	Domestic service for Registered Societies				
		55 Rs/KW/Month	420	10 Paise/kWh	40 kWh/flat/Month for 1st KW 20 kWh/flat/Month for each additional KW
(Metered)	residential colonies not less than 15 houses/flats				
NDS - I	Non-domestic service for rural areas connected load upto 2 KW				
	Unmetered Supply				
		220 Rs/Month		3 Rs/Month	
	Metered Supply				
	First 100 kWh/Month		230	10 Paise/kWh	50 kWh/KW/Month
	101 to 200 kWh/Month		270		
	Above 200 kWh/Month		310		
NDS - II	Non-domestic service for urban areas for loads upto 70 KW covered by Notified Area Committees/ Municipalities/ Municipal Corporations/ Rural Development Authorities/ Disstt.and Sub-Divisional Towns /Block Headquarters/Industrial Areas/ Contiguous sub-urba				
	Metered Supply				
	First 100 kWh/Month	180 Rs/KW/Month upto 7 KW (1-Φ)	500	10 Paise/kWh	50 kWh/KW/Month
	101 to 200 kWh/Month	200 Rs/KW/Month 5KW & above (3-Φ)	530		
	Above 200 kWh/Month		570		
NDS-II (D)	Demand Based Tariff (Contract demand between 5 KW and 70 KW with 3-Φ)				
(Optional)	First 100 kWh/Month				
	101 to 200 kWh/Month	250 Rs/KW/Month or part thereof (on recorded demand or contract demand whichever is higher)	500	10 Paise/kWh	70 kWh/KW/Month
	Above 200 kWh/Month		530		
			570		

Electricity Tariff & Duty and Average rates of electricity supply in India

Non-domestic service for places of worship like temples, Mosques, gurudwaras, churches etc. and burial / crematorium grounds					
NDS - III	Metered Supply				
	First 100 kWh/Month	80 Rs/KW/Month with minimum of Rs./month/connection for load upto 30 KW 165	300	10 Paise/kWh	50 kWh/KW/Month
	101 to 200 kWh/Month		380		
	Above 200 kWh/Month		470		
Demand Based Tariff (Contract demand between 5 KW and 30 KW with 3-Φ)					
NDS-III (D) (Optional)	First 100 kWh/Month	80 Rs/KW/Month or part thereof	300	10 Paise/kWh	70 kWh/KW/Month
	101 to 200 kWh/Month	(on recorded demand or contract	380		
	Above 200 kWh/Month	demand whichever is higher)	470		
Irrigation & Agricultural service including private tubewells for agricultural purposes					
Unmetered Supply					
IAS - I	Rural feeder	120 Rs/HP/Month		5 Rs/HP/month	
	Urban feeder	160 Rs/HP/Month			
	Metered Supply				
	Rural feeder		110	10 Paise/kWh	85 Rs/HP/Month
	Urban feeder		170		130 Rs/HP/Month
Irrigation & agricultural service to State tubewells/ State lift irrigation pumps/ State irrigation pumps upto 100 HP					
Unmetered Supply					
IAS - II	Rural feeder	900 Rs/HP/Month		5 Rs/HP/month	
	Urban feeder	1000 Rs/HP/Month			
	Metered Supply				
	Rural feeder		600	10 Paise/kWh	225 kWh/HP/Month
	Urban feeder		700		
LTIS LT INDUSTRIAL SERVICE					
LTIS - I	For Connected load upto 25 HP - All Units	85 Rs./HP/Month	535	10 Paise/kWh	70 kWh/HP/Month
Demand Based Tariff (For Contract demand of 5 KW to 15 KW)					
(Optional)	All Units	170 Rs/KW/Month	535	10 Paise/kWh	125 kWh/KW/Month
LTIS - II	For Connected load above 25 HP and upto 99 HP - All Units	110 Rs./HP/Month	570	10 Paise/kWh	100 kWh/HP/Month
Demand Based Tariff (For Contract demand above 15 KW and upto 70 KW)					
(Optional)	All Units	195 Rs/KW/Month	570	10 Paise/kWh	180 kWh/KW/Month
PWW	PUBLIC WATER WORKS (For load upto 99 HP)-All Units	205 Rs/HP/Month	700	10 Paise/kWh	165 kWh/HP/Month
SS STREET LIGHT SERVICES					
Metered street light for mast light & traffic light - All Units					
S.S.-I	i) Gram panchayats		700	10 Paise/kWh	160 kWh/KW/Month
	ii) Nagar Palika/ NAC/Municipality				220 kWh/KW/Month
	iii) Municipal Corporations				250 kWh/KW/Month
Unmetered street light/ traffic light/ blinkers in villages & towns					
S.S.-II	i) Gram panchayats	270 Rs per 100 W/Month		3 Rs/Month	
	ii) Nagar Palika/ NAC/Municipality	360 Rs per 100 W/Month			
	iii) Municipal Corporations	440 Rs per 100 W/Month			

Electricity Tariff & Duty and Average rates of electricity supply in India

HT	HIGH TENSION SUPPLY				
	11kV/ 6.6 kV (C.D. 75 kVA upto 1500 kVA)-All Units	270 Rs./kVA/Month	570	1 Paise/kWh	
HTS - I	NOTE : The billing demand shall be the maximum demand recorded during the month or 85% of the contract demand whichever is higher.				
	Surcharge @ 7.5% on demand and energy charges for power supplied at 6.6 KV				
	33 kV (minimum C.D. of 1000 kVA & maximum of 15000 kVA) - All Units	270 Rs./kVA/Month	550	1 Paise/kWh	
HTS - II	NOTE : The billing demand shall be the maximum demand recorded during the month or 85% of the contract demand whichever is higher.				
	132 kV (minimum C.D. of 7.5 MVA) - All Units	270 Rs./kVA/Month	540	1 Paise/kWh	
HTS - III	NOTE : The billing demand shall be the maximum demand recorded during the month or 85% of the contract demand whichever is higher.				
HTSS	High Tension Specified Service (AT 33/11 kV)				
	Induction Furnaces having C.D of 300 kVA & more-All Units	700 Rs./kVA/Month	310	1 Paise/kWh	
	Surcharge @ 5% on demand and energy charges for power supplied at 11 KV				
RTS	RAILWAY TRACTION SERVICE				
	At 132 KV - All Units	240 Rs./kVA/Month	555	1 Paise/kWh	
15	Paise/kWh of rebate will be provided for availing supply at voltages higher than 132 KV				
15	Paise/kWh of surcharge is to be billed for availing supply at voltages lower than 132 KV				
Note:	The billing demand shall be the maximum demand recorded during the month or 85% of the contract demand whichever is higher.				
	Time of Day tariff (TOD) for all HT consumers				
	Time of use	Demand Charge		Energy Charge	
(i)	Normal period (5:00 a.m. to 5:00 p.m.)	Normal rate		Normal rate of energy charges	
(ii)	Evening peak load period (5:00 p.m. to 11:00 p.m.)	Normal rate		120% of normal rate of energy charges	
(iii)	Off-peak load period (11:00 p.m. to 5:00 a.m.)	Normal rate		85% of normal rate of energy charges	
	POWER FACTOR SURCHARGE / REBATE				
1%	surcharge on demand & energy charge for each 1% fall in Power Factor below 90% & upto 80%				
1.5%	surcharge on demand & energy charge for each 1% fall in Power Factor below 80%				
0.5%	rebate on demand & energy charge for each 1% increase in Power Factor above 90% & upto 95%				
1%	rebate on demand & energy charge for each 1% increase in Power Factor above 95%				
	Delayed Payment Surcharge				
1.5%	per month or part thereof on the principal amount of bill will be levied for payment after due date.				
	ASSUMED POWER FACTOR 90%				
Reference :	Bihar Electricity Regulatory Commission, Tariff Order dated 28/02/2014 North Bihar Power Distribution Company Limited letter No. Com/Mics./1103/07/1649 dated 14/10/2014				

Electricity Tariff & Duty and Average rates of electricity supply in India

ELECTRICITY TARIFF IN CHANDIGARH w.e.f. 01.04.2014

Sl. No.	Category of Service	Demand/Fixed Charge	Energy Charge (Paise/kWh)	Monthly Minimum Charge
1	DOMESTIC SUPPLY (DS)			
	SPD-JJ Clusters/ Unauthorized Colonies/ Slum Dwellers	Nil	230	
	0 - 150 kWh/Month	Nil	230	
	151 - 400 kWh/Month		420	
	Above 400 kWh/Month		440	
Note:	SPD-JJ Clusters/ Unauthorized Colonies/ Slum Dwellers sub-category shall be applicable to maximum 150 kWh/ month			
2	COMMERCIAL / NON RESIDENTIAL SUPPLY (NRS)			
	0 - 150 kWh/Month	6 Rs/KW/Month	430	
	151 - 400 kWh/Month	70 Rs/KW/Month	450	
	Above 400 kWh/Month	70 Rs/KW/Month	470	
3	LARGE INDUSTRIAL POWER SUPPLY(LS) (At 11 kV, load above 100 KW)-All Units	70 Rs/KW/Month	470	
20%	surcharge is leviable for supply at 400 Volts			
3%	Rebate is allowed for supply at 33 KV and above			
17.50%	Surcharge is leviable for all the Arc furnace consumers getting supply at 11KV and other industrial consumers having contract demand exceeding 5000 KVA and running at 11KV.			
5%	Additional surcharge is leviable in case of steel rolling mills getting supply at 400 Volts			
4	MEDIUM INDUSTRIAL POWER SUPPLY (MS) (from 21 kW to 100 kW)-All Units	70 Rs/KW/Month	450	
5	SMALL INDUSTRIAL POWER SUPPLY (SP) (Upto 20 KW or 26 BHP)-All Units	6 Rs/KW/Month	440	
6	AGRICULTURE PUMPING SUPPLY (AR) (Upto 20 KW or 26 BHP)-All Units	Nil	230	
7	PUBLIC LIGHTING (PL)			
	Public Lighting System (All units)	70 Rs/KW/Month	430	
	Advertisement/ Neon Sign Boards (All units)	70 Rs/KW/Month	600	
8	BULK SUPPLY (BS) (GENERAL / MIXED LOADS EXCEEDING 10 KW)-All Units	70 Rs/KW/Month	450	
9	TEMPORARY SUPPLY (TS) - All Units	Nil	670	
	Power Factor Incentive:			
0.5%	Incentive on demand and enegy charges fo each 1% increase in monthly averagepower factor above 95%			
	Delayed Payment Surcharge:			
2%	per month on delayed amount, if the payment is made after the due date			
	Advance Payment Rebate:			
1%	per month rebate shall be given, if payment is made in advance well before commencement of consumption period for which bill is prepared			
	Prompt Payment Rebate:			
0.25%	of the bill amount shall be given as rebate, if payment is made at least 7 days in advance of the due date of payment			
	Power Factor surcharge:			
1%	of consumption charges for every 1% fall in pf below 90% and upto 85%			
1.5%	of consumption charges for every 1% fall in pf below 85% and upto 80%			
2%	of consumption charges for every 1% fall in pf below 80% and upto 75%			
3%	of consumption charges for every 1% fall in pf below 75%			
	Time of Day (TOD) tariff : Optional unless otherwise specifically stated to the contrary in the tariff order.			
	Time of Use	Demand Charges	Energy Charges	
	Normal period (0600 Hrs - 1800 Hrs)	Normal Rate	Normal rate of energy charges	
	Evening peak load period (1800 Hrs - 2200 HRS)	Normal Rate	120% of Normal rate of energy charges	
	Off-peak load period (2200 Hrs - 0600 Hrs)	Normal Rate	90% of Normal rate of energy charges	
	Assumed Power Factor	90%		

Reference : JERC letter No. 12/34/2013-JERC/47 dated 15.04.2014

Electricity Tariff & Duty and Average rates of electricity supply in India

ELECTRICITY TARIFF IN CHHATTISGARH w.e.f. 01.07.2014

Category	Category of Service	Demand / Fixed Charge	Energy Charge	Minimum Charge
	LOW TENSION TARIFF			
LV-1	DOMESTIC (including BPL consumers)			
	0 - 200 Units/Month	180 Paise/kWh	90 Paise/kWh	30 Rs/Month for single phase supply
	201 - 600 Units/Month	260 Paise/kWh	150 Paise/kWh	100 Rs/Month for three phase supply
	601 Units/Month and above	390 Paise/kWh	200 Paise/kWh	
Note:	BPL card holders shall be entitled for subsidy for 40 units as per State Govt. order and their consumption shall be billed as per tariff LV-1			
LV-2	NON - DOMESTIC			
LV 2.1	Non-Domestic (Normal Tariff)			
	0 - 100 Units/Month	50 Rs/KW/Month upto 3 kW	400 Paise/kWh	Fixed Charge
	101 - 500 Units/Month	100 Rs/KW/Month above 3 kW	450 Paise/kWh	
	501 Units/Month and above		600 Paise/kWh	
LV 2.2	Non-Domestic (Demand based Tariff)			
	For Contract Demand of 15 to 75 KW	180 Rs/KW/Month	500 Paise/kWh	Demand Charge on contract demand
LV-3	LT AGRICULTURE			
	Metered supply	50 Rs/HP/Month	225 Paise/kWh	Fixed Charge
LV-4	LT AGRICULTURE ALLIED ACTIVITIES			
LV 4.1	Upto 100 HP or 75 kW	100 Rs/HP/Month or 135 Rs/KW/Month	400 Paise/kWh	Fixed Charge
LV 4.2	Demand based Tariff for contract demand of 15 kW to 75 kW	180 Rs/KW/Month	380 Paise/kWh	Demand Charge on contract demand
LV-5	LT INDUSTRY			
5.1	Flour Mills,Hullers,Power Looms,Grinders upto 15 HP	50 Rs/HP/Month	265 Paise/kWh	Fixed Charge
5.2	Other Industries			
5.2.1	Upto 25 HP	80 Rs/HP/Month	340 Paise/kWh	Fixed Charge
5.2.2	Above 25 HP upto 100 HP	125 Rs/HP/Month	380 Paise/kWh	
5.3	Demand based Tariff for contract demand of 15 kW to 75 kW	180 Rs/KW/Month	400 Paise/kWh	Demand Charge on contract demand
LV-6	PUBLIC UTILITIES- STREET LIGHTS & WATER WORKS			
		100 Rs/HP/Month or 135 Rs/KW/Month	350 Paise/kWh	Fixed Charge
LT	TEMPORARY SUPPLY			
	Fixed charge & Energy charge @ 1.5 times the normal tariff as applicable to the corresponding consumer categories			
	EXTRA HIGH TENSION (EHT) TARIFF			
EHV-1	RAILWAY TRACTION (AT 400/220/132 KV)		345 Rs/KVA/Month	400 Paise/kVAh
EHV-2	HEAVY INDUSTRIES AND OTHER CONSUMERS (contract demand of above 20 MVA)			
	AT 400/220/132 KV		345 Rs/KVA/Month	400 Paise/kVAh
EHV-3	STEEL INDUSTRIES WITH CONTRACT DEMAND UPTO 20 MVA			
	AT 400/220/132 KV		345 Rs/KVA/Month	350 Paise/kVAh
	HIGH TENSION (HT) TARIFF (33 or 11 KV)			
HV-1	STEEL INDUSTRIES			
HV-1.1	AT 33 KV	360 Rs/KVA/Month	360 Paise/kWh	
HV-1.2	AT 11 KV	370 Rs/KVA/Month	370 Paise/kWh	
	Optional Tariff for Mini Steel Plant (Mini steel plant exclusively and only having Electrical Arc Furnace or Induction Furnace for the manufacturing of steel)			
HV-1.3	AT 33 KV (Option-1)	200 Rs/KVA/Month	380 Paise/kWh	
HV-1.4	AT 33 KV (Option-2)	360 Rs/KVA/Month	330 Paise/kWh	

Electricity Tariff & Duty and Average rates of electricity supply in India

HV-2	MINES, CEMENT, OTHER INDUSTRIES AND GENERAL PURPOSE NON INDUSTRIES		
HV-2.1	AT 33 KV	360 Rs/KVA/Month	420 Paise/kWh
HV-2.2	AT 11 KV	370 Rs/KVA/Month	430 Paise/kWh
HV-3	LOW LOAD FACTOR INDUSTRIES		
HV-3.1	AT 33 KV	205 Rs/KVA/Month	420 Paise/kWh
HV-3.2	AT 11 KV	210 Rs/KVA/Month	430 Paise/kWh
HV-4	RESIDENTIAL, PUBLIC WATER WORKS, IRRIGATION & AGRICULTURE ALLIED ACTIVITIES		
HV-4.1	AT 33 KV	360 Rs/KVA/Month	340 Paise/kWh
HV-4.2	AT 11 KV	370 Rs/KVA/Month	350 Paise/kWh
HV-5	START-UP POWER TARIFF		
	AT 400/220.132/33/11 KV	185 Rs/KVA/Month	590 Paise/kWh
HV-6	Industries related to manufacturing of equipment for power generation from renewable energy sources		
	AT 220/132/33/11 KV	345 Rs/KVA/Month	410 Paise/kWh
EHV & HV	TEMPORARY CONNECTION (other than HV-5)	1.5 times of the normal Tariff applicable for the corresponding category of consumer for demand & energy charge	
	TIME OF DAY TARIFF: (Applicable to EHV-2, EHV-3, HV-1 including optional tariff, HV-2 and HV-6 categories)		
	PERIOD OF USE	Normal rate of Demand Charge PLUS	
	Normal period (0500 Hrs to 1800 Hrs)	Normal rate of Energy charge	
	Evening Peak load period (1800 Hrs to 2300 Hrs)	130% of Normal rate of Energy charge	
	Off-peak load period (2300 Hrs to 0500 Hrs of next day)	85% of Normal rate of Energy charge	
	Power Factor Incentive/Surcharge (For all HV category consumers except of HV-5 and HV-6 category)		
1%	incentive of total amount of the bill under the head energy charge for each 1% increase in p.f. above 95% upto unity power factor		
1%	surcharge on total amount of the bill under the head energy charge for each 1% decrease in p.f. below 90% upto 85%		
2%	surcharge on total amount of the bill under the head energy charge for each 1% decrease in p.f. below 85%		
	Delayed Payment Surcharge		
1.5%	per month as surcharge on outstanding amount of the bill (including arrears, if any, but excluding amount of surcharge) if the bill is not paid within the prescribed period.		
	ASSUMED POWER FACTOR	90%	

Reference : CHHATTISGARH STATE POWER DISTRIBUTION CO. LTD letter No. 02-02/RAC/2237 dated 17.09.2014

ELECTRICITY TARIFF IN DADRA & NAGAR HAVELI w.e.f. 01.04.2014

Sr. No.	Category of Service	Demand/Fixed Charge	Energy Charge (P/kWh)
I-A	Domestic		
	0 - 50 kWh/Month		120
	51- 200 kWh/Month		180
	201 - 400 kWh/Month		220
	401 and above kWh/Month		255
I-B	Low income group consumers with connected load 2X40 W bulbs only	10 Rs./Service connection/Month	
II	Non-Domestic		
	First 100 kWh/Month		255
	Beyond 100 kWh/Month		335
III	LT INDUSTRIAL / LT MOTIVE (industrial Motive Power Connections including water works/ pumps except LT Public Water Works with load upto 99 HP)		
	Upto 20 HP	Nil	345
	Above 20 HP	25 Rs./HP/Month or part thereof	345
IV	LT PUBLIC WATER WORKS (sanctioned load upto 99 HP)		
	Upto 20 HP	Nil	370
	Above 20 HP	25 Rs./HP/Month or part thereof	370
V	HT/EHT CATEGORY		
HT(A) - I	All Industrial/Motive power at 11 KV & 66 KV systems having		
	All Units	100 kVA contract demand and above	
		105 Rs./KVA/Month or part thereof for billing demand upto the contract demand	420
		210 Rs./KVA/Month or part thereof for billing demand in excess of contract demand	
HT(A) - II	All Industrial/Motive power above 66 KV systems having		
	All Units	100 kVA contract demand and above	
		100 Rs./KVA/Month or part thereof for billing demand upto the contract demand	410
		200 Rs./KVA/Month or part thereof for billing demand in excess of contract demand	
HT(B)	Ferro Metallurgical / Steel Melting / Steel Rerolling Power Intensive Industries		
	All units	375 Rs./KVA/Month or part thereof for billing demand upto the contract demand	410
		750 Rs./KVA/Month or part thereof for billing demand in excess of contract demand	
	Penalty Charges from all HT/EHT Category of consumers for units drawn beyond contract demand as twice the applicable Charges.		
	Surcharge in addition to normal tariff @1% on billed demand and energy charges for each fall of 1% in power factor below 90% and upto 70%		
	Power Factor incentive @ 0.5% on demand and energy charges for every 1% increase in power factor above 95%		
VI	Agriculture and Poultry		
	For connected load upto 10 HP		70
	Beyond 10 HP and upto 99 HP connected load		100
VII	Public Lighting - All Units		300
VIII	HOARDINGS/ SIGNBOARDS		700
IX	Temporary Supply		1.5 times of Fixed Charges plus Energy Charges under corresponding permanent supply category
	Assumed Power Factor	90%	

Reference: JERC letter No. 14/31/2013-JERC/140 dated 07.05.2014

ELECTRICITY TARIFF IN DAMAN & DIU w.e.f. 01.04.2014

Sr. No.	Category of Service	Demand/Fixed Charge	Energy Charge (P/ kWh)
I-A	Domestic		
	0 to 50 kWh/Month		120
	51 to 200 kWh/Month		180
	201 to 400 kWh/Month		220
	Beyond 400 kWh/Month		255
I-B	Low income group consumers with connected load 2X40 W bulb only	10 Rs./Service connection/Month	
	Penal Charges @ Rs. 20/- per month/point for unauthorised increase in load beyond 2x40 W		
II	Non-Domestic /Commercial		
	First 100 kWh/Month		265
	Beyond 100 kWh/Month		365
III	LT-Industrial (load upto 99 HP)		
1	LTP Motive Power - All Units	25 Rs./HP/Month or part thereof	350
2	LT Public Water Works - All Units	25 Rs./HP/Month or part thereof	370
IV	HT/EHT CATEGORY		
(A)	Industries/Motive power at 11 KV & 66 KV having	100 kVA contract demand and above	
	All Units	105 Rs./KVA/Month or part thereof for billing demand upto the contract demand	470
(B)	Ferro Metallurgical / Steel Melting / Steel Re-rolling Power Intensive Industries		
	All units	375 Rs./KVA/Month for billing demand upto the contract demand	455
Penalty Charges from all HT/EHT Category of consumers for units drawn beyond contract demand as twice the applicable Charges			
Surcharge in addition to normal tariff @1% on billed demand and energy charges for each fall of 1% in power factor below 90% and upto 70%			
Power Factor incentive @ 0.5% on demand and energy charges for every 1% increase in power factor above 95%			
V	Agriculture		
	For connected load upto 10 HP		70
	Beyond 10 HP and upto 99 HP connected load		100
VI	Public Lighting - All Units		420
VII	Hoardings/ Signboards	100 Rs./kVA/Month or part thereof	700
VIII	Temporary Supply	1.5 times of Fixed Charges plus Energy Charges under corresponding permanent supply category	
	TOD Tariff:		
	Time of Use	Demand Charges	Energy Charges
	Normal Period (0600 Hrs - 1800 Hrs)		Normal Rate Normal rate of energy charges
	Evening peak load period (188 Hrs - 2200 Hrs)		Normal Rate 120% of normal rate of energy charges
	Off-peak load period (2200 Hrs - 0600 Hrs)		Normal Rate 90% of normal rate of energy charges
	Assumed Power Factor	90%	

Reference :JERC letter No. 13/14/2013-JERC/127 dated 05.05.2014

Electricity Tariff & Duty and Average rates of electricity supply in India

ELECTRICITY TARIFF IN DELHI (BYPL,BRPL & NDPL-TPDDL) w.e.f. 17.07.2014

Category	Category of Service	Fixed/Demand Charges ¹	Energy Charges ²
No.			
1	DOMESTIC		
1.1	Domestic		
	0-200 kWh/Month	40 Rs/Month upto 2 KW	400 Paise/kWh
	201-400 kWh/Month	100 Rs/Month above 2 and upto 5 KW	595 Paise/kWh
	401-800 kWh/Month	25 Rs/KW/Month above 5 KW	730 Paise/kWh
	801-1200 kWh/Month		810 Paise/kWh
	Above 1200 kWh/Month		875 Paise/kWh
1.2	Single Delivery Point on 11 kV for CGHS		
	First 40% of consumption/Month	25 Rs/KW/Month	595 Paise/kWh
	Next 30% of consumption/Month		730 Paise/kWh
	Next 20% of consumption/Month		810 Paise/kWh
	Balance 5% of consumption/Month		875 Paise/kWh
	In case of cooperative group housing societies having independent connection for common facilities through separate meter, energy charges shall be billed at domestic category.		
	Rebate of 10% admissible on energy charges having supply at 11 kV.Rebate of 10% is admissible on energy charges having supply at 11 kV and rebate is not admissible for supply at LT.		
2	NON-DOMESTIC		
2.1	Non-Domestic Low Tension (NDLT)		
	Upto 10 KW	100 Rs/KW/Month	880 Paise/kWh
	Between 10 KW (11 kVA) to 100 KW (108 kVA)	115 Rs/kVA/Month	850 Paise/kVAh
	Above 100 KW / 108 kVA (400 Volts) (No Supply on LT for load > 215 kVA)	150 Rs/kVA/Month	995 Paise/kVAh
2.2	Non-Domestic High Tension (NDHT)*		
	Supply at 11 KV and above (for load > 108 kVA)	125 Rs/kVA/Month	840 Paise/kVAh ³
*	The Single point Delivery Supplier shall charge the NDHT tariff to its LT consumers and in addition shall charge an extra 5% of the bill amount at NDHT tariff to cover losses and all expenses.		
3	INDUSTRIAL		
3.1	Small Industrial Power (SIP) < 200KW / 215 kVA		
	Upto 10 KW	80 Rs/KW/Month	845 Paise/kWh
	Between 10KW (11 kVA) to 100KW (108 kVA)	90 Rs/kVA/Month	790 Paise/kVAh
	Above 100 KW / 108 kVA (415 Volt) (No Supply on LT for load > 215 kVA)	150 Rs/kVA/Month	950 Paise/kVAh
3.2	Industrial Power on 11 kV Single Delivery Point for Group of SIP consumers	90 Rs/kVA/Month	710 Paise/kVAh ³
3.3	Large Industrial Power (LIP) (Supply at 11 kV and above)	125 Rs/kVA/Month	740 Paise/kVAh ³
4	AGRICULTURE	20 Rs/KW/Month	275 Paise/kWh
5	MUSHROOM CULTIVATION	40 Rs/KW/Month	550 Paise/kWh
6	PUBLIC LIGHTING		
6.1	METERED		
a	Street Lighting ⁴		730 Paise/kWh
b	Signals & Blinkers		730 Paise/kWh
6.2	UNMETERED		
a	Street Lighting ⁴		780 Paise/kWh
b	Signals & Blinkers		780 Paise/kWh
7	DELHI JAL BOARD		
7.1	Supply at LT		
a	Upto 10 KW	80 Rs/KW/Month	800 Paise/kWh
b	Between 10 KW (11 kVA) to 100KW (108 kVA)	90 Rs/kVA/Month	780 Paise/kVAh
c	Above 100 KW / 108 kVA (400 Volts) (No Supply on LT for load > 215 kVA)	150 Rs/kVA/Month	930 Paise/kVAh
7.2	Supply at 11 kV and above	125 Rs/kVA/Month	720 Paise/kVAh ³

Electricity Tariff & Duty and Average rates of electricity supply in India

8	DELHI INTERNATIONAL AIRPORT LIMITED (DIAL)	150 Rs/kVA/Month	790 Paise/kVAh3
9	RAILWAY TRACTIONS	150 Rs/kVA/Month	680 Paise/kVAh3
10	DELHI METRO RAIL CORPORATION (DMRC) (Supply at 220 KV and 66 KV)	125 Rs/kVA/Month	610 Paise/kVAh3
11	ADVERTISEMENTS AND HOARDINGS	500 Rs/Month/hoarding	1120 Paise/kVAh
12	TEMPORARY SUPPLY		
12.1	For a total period of		
A	Less than 16 days	50% of the relevant category	Higher by 30% (temporary surcharge) of the relevant category of tariff
B	More than or equal to 16 days	Same as that of relevant category	
12.2	For residential cooperative group housing connections and other residential connections	Same as that of relevant category	Domestic tariff without any temporary surcharge
12.3	For religious functions of traditional and established characters and cultural activities	Same as 1.1	Same as 1.1 without temporary surcharge
12.4	For major construction projects	Same as that of relevant category	Same as that of relevant category with temporary surcharge of 30%
12.5	For threshers		
A	During the threshing season for 30 days	Electricity Tax of MCD: Rs 270/connection	Flat rate of Rs 5400
B	For extended period		On pro-rata basis for each week or part thereof
	NOTES ON SUPERSRIPTS		
1	For all categories other than domestic, Fixed/demand charges are to be levied on billing demand on per kW/kVA are part thereof, basis. Where the MDI reading exceeds sanctioned load/ contract demand a surcharge of 30% levied on fixed charges corresponding to excess load in kW/kVA for such billing cycle only. Whenever, sanctioned load/contact demand is in kW/HP, the kVA shall be calculated on the basis of actual power factor of the consumer, for the billing cycle.		
2	Time of Day (TOD) Tariff# :TOD tariff shall be applicable on all consumers other than domestic whose sanctioned load/ MDI (whichever is higher) is 50 kW/54 kVA and above as shown below:		
	Month	Peak hours	Surcharge on Energy charges
	April-September	1500-2400 Hrs	20%
	October-March	1700-2300 Hrs	20%
#	For other than peak and off-peak hours normal energy charges will be applicable		
3	Tariff is for supply at 11 kv		
2.50%	Additional rebate on the energy charges for supply above 11 kv rates for availing supply at 33/66 kv and		
4.00%	Additional rebate on the energy charges for supply at 220 kv shall be admissible.		
4	Maintenance Charges on street lights would be additional to the specified tariff @ Rs 84/light point/month and material cost at the rate Rs 19/ point/month as per the Commission's Order dated 22 September 2009 till further amended by the Commission. These charges will be payable to the DISCOM only if maintenance services are provided by the DISCOM.		
5	Tariffs for Northern Railway Traction are based on the supply being given through a single point delivery and metering point at single voltage. An additional capacity blockage charge is also applicable which is to be calculated as Rs 1260*(2.97A + 5) where A is contract/maximum demand, whichever is higher, in MVA subject to a minimum of Rs 25000.		
Note:	(i) The above tariff rates shall be subject to an additional surcharge of 8% on the fixed and energy charges (excluding LPSC, arrears, E-tax etc.) towards recovery of past accumulated deficit.		
	(ii) 8% surcharge not to be levied on PPAC and PPAC should not be levied on 8% surcharge.		
	(iii) 8% surcharge should not be levied on the load violation surcharge as the penalty of 30% is already inherent in the load violation surcharge.		
	(iv) Distribution licensee should levy PPAC after considering rebate on energy charges available to the customer.		
	(v) In case of prepaid consumers, the rebate is applicable on the basic energy and fixed charges and all other charges should be calculated on the tariff applicable after rebate.		
	ASSUMED POWER FACTOR :	90%	
	BSES Rajdhani Power Limited letter No. RA/2012-13/01/A/420 dated 17.09.2014		
	Reference : BSES Letter No. A/CEO/BYPL/11-12/1/550 dated 06.09.2011		
	TATA Power-DDL letter No. TPDDL/Regulatory/96 dated 07.10.2014		

Electricity Tariff & Duty and Average rates of electricity supply in India

ELECTRICITY TARIFF IN DELHI (NDMC) w.e.f. 17.07.2014

Category	Category of Service	Fixed/Demand Charges ¹	Energy Charges ²
No.			
1	Domestic		
	0 - 200 units	20 Rs/KW/Month	325 Paise/kWh
	201 - 400 units		460 Paise/kWh
	401 - 800 units		600 Paise/kWh
	801 - 1200 units		675 Paise/kWh
	Above 1200 units		800 Paise/kWh
1.2	Single delivery point on 11 kV for CGHS		
	First 40%	25 Rs/KW/Month	460 Paise/kWh
	Next 30%		600 Paise/kWh
	Next 20%		675 Paise/kWh
	Balance 10%		800 Paise/kWh
	In case of Cooperative Group Housing Societies having independent connection for common facilities through separate meter, energy charges shall be billed at domestic category. Rebate of 10% is admissible on energy charges having supply at 11 kV and rebate is not applicable for supply at LT.		
2	Non Domestic		
2.1	Non Domestic (Low Tension) upto 100 KW / 108KVA		
a	Up to 10 kW	75 Rs/KW/Month	760 Paise/kWh
b	More than 10kW(11kVA) and less than & upto 100kW(108kVA)	90 Rs/kVA/Month	805 Paise/kVAh
c	More than 100 kW / 108 kVA		
	(i) where supply is given from NDMC sub-station	150 Rs/KVA/Month	835 Paise/kVAh
	(ii) where applicant provides built up space for sub-station	135 Rs/KVA/Month	785 Paise/kVAh
2.2	Non-Domestic High Tension (NDHT)* - Supply AT 11 KV and above		
	For load greater than 108 kVA	125 Rs/KVA/Month	715 Paise/kVAh ³
*	Single point delivery supplier charge NDHT tariff to its LT consumers and in addition charge an extra 5% of bill amount at NDHT tariff to cover losses & all expenses.		
3	Small Industrial Power (SIP)⁴	50 Rs/KW/Month	695 Paise/kVAh
4	Public Lighting		
	Metered		
a	Street Lighting ⁵		730 Paise/kWh
b	Signals and Blinkers		730 Paise/kWh
	Unmetered		
a	Street Lighting ⁵		780 Paise/kWh
b	Signals and Blinkers		780 Paise/kWh
5	Railway Traction⁶ (Supply at 33 / 66 / 220 kV)	150 Rs/KVA/Month ⁷	680 Paise/kVAh ³
6	DMRC (Supply at 220 kV and 66 kV)	125 Rs/KVA/Month	610 Paise/kVAh
7	Advertisements and Hoardings	500 Rs/Connection/Month	1120 Paise/kVAh
8	Temporary Supply		
8.1	For a total period of		
8.1.1	less than 16 days	50% of the relevant category	Higher by 30%(Temp. Surcharge) of the relevant category
8.1.2	More than or equal to 16 days	Same as that of relevant category	Higher by 30%(Temp. Surcharge) of the relevant category
8.2	For Residential Cooperative Group Housing connections and other Residential connections	Same as that of relevant category	Same as Domestic Category without Temporary Surcharge
8.3	For religious functions of traditional and established characters and cultural activities	Same as Domestic Category	Same as Domestic Category without Temporary Scharge
8.4	For major construction projects	Same as that of relevant category	Higher by 30%(Temp. Surcharge) of the relevant category
	Time of Day (TOD) Tariff # :		
	Month	Peak Hours	Surcharge on Energy Charges
	April - September	1500 - 2400 Hrs	20%
	October - March	1700 - 2300 Hrs	20%
			Off-Peak Hours
			Rebate on Energy Charges
			0000 - 0600 Hrs
			2300 - 0600 Hrs
			25%
#	For other than peak and off-peak hours normal energy charges will be applicable		
	Notes on superscripts:		
1	All categories other than Domestic, Fixed Charges are to be levied on billing demand on per kW/ kVA or part thereof, basis.		
2	TOD tariff applicable on all consumers (other than domestic) whose sanctioned load/ MDI (whichever is higher) is 50 kW/ 54 kVA and above.		
3	Rebate of 2.5% on energy charges on 11 kV rates for availing supply on 33/66 kV & 4% for supply at 220 kV.		
4	For industrial consumers having valid NDMC factory licence.		
5	Maintenance charges on street lights would be additional to the specified tariff @ Rs 84/ light point/ month and material cost @ Rs 19/point /month.		
6	Additional capacity blockage charges @ Rs.1260*(2.97A + 5), where A is contract/maximum demand,whichever is higher, in MVA subject to a minimum of Rs 25000.		
7	Simultaneous maximum demand, for all the metering points, shall be considered for levy of demand violation charges.		
	Rebate for Non Domestic HT Consumers as follows:		
2.50%	rebate on the energy charges on 11 KV rates for availing supply at 33/66KV		
4.00%	rebate on the energy charges on 11 KV rates for availing supply at 220 KV		
	ASSUMED POWER FACTOR	85%	

Reference : DERC Website, Tariff Order dated 17/07/2014

Electricity Tariff & Duty and Average rates of electricity supply in India

ELECTRICITY TARIFF IN GOA w.e.f. 01.04.2014

Category	Category of Service	Demand/Fixed Charge	Energy Charge
(A)	LOW TENSION SUPPLY		
1(a)LTD	DOMESTIC and NON-COMMERCIAL		
	First 60 KWh/Month	10 Rs/Connection/Month	120 Paise/KWh
	61-250 KWh/Month	15 Rs/Connection/Month	170 Paise/KWh
	251-500 KWh/Month	25 Rs/Connection/Month	275 Paise/KWh
	Above 500 KWh/Month	35 Rs/Connection/Month	320 Paise/KWh
1(b)LTD	LOW INCOME GROUP (connected load 2X40 Watts)		
	Upto 2 Points	27.50 Rs/Connection/Month	
	For any unauthorised increase in load beyond 2X40 Watts, penal charges @ Rs. 25/month/Point shall be levied		
1(c)LTD	DOMESTIC MIXED		
	First 400 KWh/Month	30 Rs/Connection/Month	290 Paise/KWh
	Above 400 KWh/Month	40 Rs/Connection/Month	400 Paise/KWh
2 - LTC	COMMERCIAL		
	First 100 KWh/Month	30 Rs/Connection/Month	315 Paise/KWh
	101-1000 KWh/Month	40 Rs/Connection/Month	400 Paise/KWh
	Above 1000 KWh/Month	60 Rs/Connection/Month	450 Paise/KWh
3(a) - LTP	MOTIVE POWER		
	a) Connected load upto 50 HP	25 Rs/HP/Month	260 Paise/KWh
	b) Connected load above 50 HP	25 Rs/HP/Month	320 Paise/KWh
3(b) - LTP	ICE MANUFACTURING		
	Connected load upto 100 HP	25 Rs./HP/Month	320 Paise/KWh
3(c) - LTP	MIXED (HOTEL INDUSTRIES)	25 Rs/KW/Month	400 Paise/KWh
4 - LTAG	AGRICULTURE	10 Rs/HP/Month	120 Paise/KWh
5 - LTPL	PUBLIC LIGHTING	35 Rs/KW/Month	360 Paise/KWh
6-LT PWW	PUBLIC WATER WORKS (Connected load <= 120 HP)	25 Rs/HP/Month	250 Paise/KWh
(B)	HIGH TENSION SUPPLY		
	AT 11KV AND ABOVE FOR CONTRACT DEMAND 100 KVA AND ABOVE(Railway /Edu. Institutions, non-industrial establishment etc.)		
7 - HT	MIXED	200 Rs/KVA/Month	315 Paise/KWh
	AT 11KV AND ABOVE FOR CONTRACT DEMAND 100 KVA AND ABOVE (Industries, factories & other industrial purpose)		
8(a) - HTI	INDUSTRIAL	200 Rs/KVA/Month	330 Paise/KWh
	CONTRACT DEMAND 100KVA & ABOVE (industries, factories and other industrial purposes)		
8(b) - HTI	HOTEL INDUSTRIES	200 Rs/KVA/Month	330 Paise/KWh
	AT 11KV AND ABOVE FOR CONTRACT DEMAND 100 KVA AND ABOVE		
8(c) - HTI	ICE MANUFACTURING	200 Rs/KVA/Month	300 Paise/KWh
	AT 11KV AND ABOVE FOR CONTRACT DEMAND 100 KVA AND ABOVE		
9 - HT	INDUSTRIAL (AT 11 KV -FERRO METALLURGICAL/STEEL MELTING/POWER INTENSIVE & STEEL ROLLING AT 33 KV)		
	All Units	275 Rs/KVA/Month	330 Paise/KWh
10 - HT - AG	AGRICULTURE (at 11 KV & above)	30 Rs/KVA/Month	130 Paise/KWh
11 - EHT-I	INDUSTRIAL (at 110 KV & above)	230 Rs/KVA/Month	350 Paise/KWh
12 - HT PW	PUBLIC WATER SUPPLY & SEWAGE(at 11 KV & above)	200 Rs/KVA/Month	335 Paise/KWh
13 - HT MES	MES/DEFENCE ESTABLISHMENTS (at 11 KV & above)	150 Rs/KVA/Month	330 Paise/KWh

Electricity Tariff & Duty and Average rates of electricity supply in India

14 - HT	INDUSTRIES (IT HIGH TECH)	200 Rs/KVA/ Month.	320 Paise/KWh	
15 - HT	INDUSTRIES (ICE)	200 Rs/KVA/ Month.	300 Paise/KWh	
(C)	TEMPORARY SUPPLY			
	FOR LIGHTS, FANS & SMALL APPLIANCES (for all purposes at low voltage for sanctioned load less than 100 kVA or 90 KW or 120 HP)			
16	LT - TEMPORARY		750 Paise/KWh	50 Rs/KW/day or part thereof subject to a minimum of Rs 300/-
	FOR LIGHTS, FANS & SMALL APPLIANCES (for all purposes at high voltage for Contact Demand of 100 kVA and above)			
17	HT - TEMPORARY		750 Paise/KWh	100 Rs/kVA/day or part thereof
18	Hoarding / Sign Board	50 Rs/KVA/ Month.	600 Paise/KWh	
	Power Factor Incentive			
0.5%	on demand and energy charges for every 1% increase in PF above 0.95 lagging for all high tension and extra-high tension installation			
	Power Factor Penalty			
1.0%	Surcharge for every 0.01 fall of the PF below 0.90 lagging for each fall of 0.01 in PF upto 0.7 (lagging) shall be levied on the monthly demand & energy charges.			
	In case PF is less than 0.7 lagging, consecutively for 3 months the installation is liable to be disconnected.			
	Time of Day Tariff (TOD):			
	Time of use	Demand Charges	Energy Charges	
	Normal Period (0600 Hrs - 1800 Hrs)	Normal Rate	Normal rate of energy charges	
	Evening peak load period (1800 Hrs - 2200 Hrs)	Normal Rate	120% of normal rate of energy charges	
	Off-peak load period (2200 Hrs - 0600 Hrs)	Normal Rate	90% of normal rate of energy charges	
	ASSUMED POWER FACTOR	90%		

Reference : JERC Letter No. 17/16/2013-JERC/59 dated 15.04.2014

Electricity Tariff & Duty and Average rates of electricity supply in India

ELECTRICITY TARIFF IN GUJARAT w.e.f. 01.05.2014

Category	Category of Service	Demand/Fixed Charge	Energy Charge (Paise/KWh)	Reactive Energy Charge	Minimum Charge
BPL	BPL HOUSEHOLD CONSUMERS				
	First 30 KWh/Month	5 Rs./Month	150		
	For remaining units		As per RGP		
RGP	RESIDENTIAL PREMISES (Single Phase Supply-Aggregate load upto 6KW and Three Phae Supply-Aggregate Load above 6KW)				
	URBAN AREAS				
	First 50 KWh/Month	15 Rs./Month for supply upto and including 2 KW	315		Fixed Charges
	Next 50 KWh/Month	25 Rs./Month for supply above 2 to 4 KW	425		
	Above 250 KWh/Month		520		
RGP (RURAL)	RURAL AREAS	45 Rs./Month for supply above 4 to 6 KW	275		Fixed Charges
	First 50 KWh/Month	65 Rs./Month for supply above 6 KW	320		
	Next 50 KWh/Month		385		
	Above 250 KWh/Month		490		
GLP	EDUCATIONAL & OTHER INSTITUTIONS	60 Rs./Month	380		
Non-RGP	AGGREGATE LOAD UP TO AND INCLUDING 40 KW				
	For entire consumption during the month upto 10kW	45 Rs./Month/kW for supply upto and including 10 KW	425		Per Installation for Seasonal Consumers 1750 Rs /annum/ KW
	For entire consumption during the month above 10 kW	75 Rs./Month/kW for supply next 30 KW	455		470 Paise/unit for consumption during the off-season period
LTMD	AGGREGATE LOAD ABOVE 40 KW AND UP TO 100 KW				Demand Charges based on the billing demand
(A)	i) For first 40 KW of billing demand	85 Rs./KW /Month	460	10 Paise/ KVARH	for seasonal consumers
	ii) Next 20 KW of billing demand	120 Rs./KW /Month			2900 Rs./annum/ KW
	iii) Above 60 KW of billing demand	185 Rs./KW /Month			470 Paise/unit for consumption during the off-season period
(B)	For billing demand in excess of the contract demand	255 Rs./KW /Month			
Non-RGP	For load up to 40 KW (Exclusive use in night hours from 10.00 PM to 06.00 AM next day) All Units	50% Charges specified in Non-RGP above	250		
LTMD - Night	For load above 40 KW (Exclusive use in night hours from 10.00 PM to 06.00 AM next day) All Units	50% Charges specified in LTMD above	250	10 Paise/ KVARH	
LTP	LOW TENSION LIFT IRRIGATION				
	For supply of electricity to Agriculyural Consumers load up to 125 HP requiring continuous (twenty-four hour) powe supply	40 Rs /HP	170		
WWSP	WATER WORKS & SEWERAGE PUMPING				
	i) Operated by other than local authority	20 Rs./HP/Month	420		
	ii) Operated by local authority such as Municipal Corporation, Gujarat Water Supply & Sewerage Board located outside Gram Panchayat Area	15 Rs./HP/Month	400		
	iii) Operated by Municipalities / Nagar Palikas and Gram Panchayat or Gujarat Water Supply & Sewerage Board and located in Gram Panchayats		310		
	Time of Use Discount to all water works consumers for connected load of 50 HP and above for consumption during Off-peak Hours of the Day.				
	For Energey consumption during the Off-peak period viz.1100 Hrs to 1800 Hrs			30	
	For Energey consumption during the Night hours viz.2200 Hrs to 0600 Hrs next day			75	

Electricity Tariff & Duty and Average rates of electricity supply in India

AG	AGRICULTURAL (excluding installations covered under LTP-Lift Irrigation)				
	HP based Tariff	200	Rs./HP/Month		
	Metered Tariff	20	Rs./HP/Month	60	
	Tatkal Scheme	20	Rs./HP/Month	80	
SL	STREET LIGHTING				
	Street Lighting for Local Authorities and Industrial Estates			395	
	Optional KVAh			295	
	Street Lighting for consumers other than Local Authorities and Industrial Estates	25	Rs./KW/Month	395	
TMP	TEMPORARY				
	For temporary period at low voltage	14	Rs./ KW/ Day	455	
	HGH TENSION SUPPLY (3.3 KV & ABOVE, 3-PHASE), AND EXTRA HIGH TENSION				
HTP - I	Contracted load of 100 KVA and above for the purposes not specified in any other HT categories				
	a) For billing demand upto the contract demand				Payment of Demand charges based on KVA of billing demand
	i) First 500 KVA of billing demand		120	Rs./KVA/Month	
	ii) Next 500 KVA of billing demand		230	Rs./KVA/Month	
	iii) In excess of 1000 KVA of billing demand		350	Rs./KVA/Month	
	b) For billing demand in excess of contract demand		430	Rs./KVA/Month	
			PLUS		
	For entire consumption during the month				
	a) Upto 500 KVA of billing demand				425
	b) Above 500 KVA and upto 2500 KVA of billing demand				445
	c) Above 2500 KVA of billing demand				455
			PLUS		
	Time of Use Charges				
For energy consumption during two peak period viz. 07:00 hrs. to 11:00 hrs. and 18:00 hrs. to 22:00 hrs.					
(a) For billing demand up to 500 KVA				35	
(b) For billing demand above 500 KVA				75	
CONCESSION FOR USE OF ELECTRICITY DURING NIGHT HOURS: 10.00 PM to 06.00 AM next morning as is in excess of one third of the total energy consumed during the month,					
shall be eligible for coession at the rate of 75 per unit.					
HTP - II	Contracted load of 100 KVA & above for Water Works and Sewerage pumping stations run by Local Authorities and GW&SB, GIDC Water Works				
	a) For billing demand upto the contract demand				
	i) First 500 KVA of billing demand		105	Rs./KVA/Month	
	ii) Next 500 KVA of billing demand		215	Rs./KVA/Month	Same as per HTP-I Tariff
	iii) In excess of 1000 KVA of billing demand		280	Rs./KVA/Month	
	b) For billing demand in excess of contract demand		350	Rs./KVA/Month	
			PLUS		
	For entire consumption during the month				
	a) Upto 500 KVA billing demand				425
	b) Above 500 KVA and upto 2500 KVA of billing demand				445
	c) Above 2500 KVA of billing demand				455
			PLUS		
	Time of Use Charges				
For energy consumption during two peak period viz. 07:00 hrs. to 11:00 hrs. and 18:00 hrs. to 22:00 hrs.					
(a) For billing demand up to 500 KVA				35	
(b) For billing demand above 500 KVA				75	
HTP - III	Contracted load of 100 KVA and above for temporary period				
	a) For billing demand upto the contract demand		16	Rs./KVA/day	650
	b) For billing demand in excess of the contract demand		18	Rs./KVA/day	
			PLUS		
Time of Use Charges					
For energy consumption during two peak period viz. 07:00 hrs. to 11:00 hrs. and 18:00 hrs. to 22:00 hrs.					
				75	

Electricity Tariff & Duty and Average rates of electricity supply in India

HTP - IV	Contracted load of 100 KVA and above for regular power supply				
	For use of electricity exclusively during night hours from 10.00 PM to 6.00 AM next day.	50% as specified in Rate HTP - I	230	Same as per HTP-I Tariff	
HTP - V	Contracted load of 100 KVA and above for high tension agricultural consumers.				
	All units	40	Rs./KVA/Month	170	Same as per HTP-I Tariff
	RAILWAY TRACTION AT 132 KV / 66 KV				
	a) For billing demand upto the contract demand	160	Rs./KVA/Month	490	Same as per HTP-I Tariff
	b) For billing demand in excess of the contract demand	400	Rs./KVA/Month		
	Rebate on energy charges for supply at EHV is given to the categories HTP - I, HTP - II, HTP - III, HTP - IV, HTP - V and Railway Traction as below:				
	Rebate for supply at 33/66 KV	0.5%			
	Rebate for supply at 132 KV and above	1.0%			
	POWER FACTOR ADJUSTMENT CHARGES				
1%	on total amount on electricity bill under the head "Energy Charges" as Power Factor adjustment charge for HT consumers for each 1% drop or part thereof in PF below 90% upto 85%				
2%	on total amount on electricity bill under the head "Energy Charges" as additional Power Factor adjustment charge for HT consumers for each 1% drop or part thereof in PF below 85%				
0.5%	on total amount on electricity bill under the head "Energy Charges" as Power Factor rebate for HT consumers for every 1% rise or part thereof in PF above 95%				
	Fuel cost adjustment charge is applicable to all categories of consumers				
	Assumed Power Factor	90%			
Reference :	Madhya Gujrat Vij Company Limited letter No. MGVCL/RA&C/GERC/CEA/631 dated 15/18.09.2014				
Dakshin Gujrat Vij Company Limited letter No. DGV-CL/C&R/General/CEA-Gol/11/10137 dated 03.08.2012					
	Uttar Gujrat Vij Company Limited letter No. Accts/Rev/GEN/GOVT/2234 dated 30.09.2014				
	Dakshin Gujrat Vij Company Limited letter No. DGVCL/C&R/GHP/General/CEA-Gol/14 dated 25.09.2014				
	Paschim Gujrat Vij Company Limited letter No. PGVCL/Reg. Cell/009367 dated 13.10.2014				

Electricity Tariff & Duty and Average rates of electricity supply in India

ELECTRICITY TARIFF IN TORRENT POWER LTD., AHMEDABAD w.e.f. 01.05.2014

Category	Category of service	Demand/Fixed Charge	Energy Charge (Paise/kWh)	Minimum charges
	LOW TENSION TARIFF			
BPL	BPL HOUSEHOLD CONSUMERS			
	First 30 KWh/Month	5 Rs./Month	150	
	For Remaining Units		As per RGP	
RGP	Other than BPL CONSUMERS			
	First 50 KWh/Month	25 Rs/Month/Installation for single phase supply	320	
	Next 150 KWh/Month	60 Rs/Month/Installation for three phase supply	390	
	For Remaining Units		480	
GLP	OTHER THAN RESIDENTIAL & USED FOR CHARITABLE PURPOSE			
	First 200 KWh/Month	25 Rs/Month/Installation for single phase supply	400	
	For Remaining Units	60 Rs/Month/Installation for three phase supply	470	
Non-RGP	NOT COVERED IN ANY OTHER LT CATEGORY UPTO AND INCLUDING 15 KW OF CONNECTED LOAD			
	a) For installations having connected load upto and including 5 KW	65 Rs/KW/Month	440	
	b) For installations having connected load more than 5 KW and upto 15 KW	80 Rs/KW/Month		
LTP (AG)	MOTIVE POWER INSTALLATIONS FOR AGRICULTURAL PURPOSES		330	10 Rs./BHP/Month
LTMD-1	INSTALLATIONS ABOVE 15 KW LOAD USED FOR COMMON SERVICES LIKE ELEVATORS, WATER PUMPING SYSTEMS & PUMPING STATIONS RUN BY LOCAL AUTHORITIES			
	1) For billing demand upto and including contract demand			
	a) First 50 KW of billing demand per month	130 Rs./KW/Month	445	
	b) Next 30 KW of billing demand per month	160 Rs./KW/Month	460	
	c) Rest of billing demand per month	220 Rs./KW/Month		
	2) For billing demand in excess of the contract demand		325 Rs./KW/Month	
LTMD-2	INSTALLATIONS ABOVE 15 KW LOAD NOT COVERED IN ANY OTHER LT CATEGORIES			
	A) For billing demand upto and including contract demand			
	a) First 50 KW of billing demand per month	155 Rs./KW/Month	460	
	b) Next 30 KW of billing demand per month	205 Rs./KW/Month	480	
	c) Rest of billing demand per month	275 Rs./KW/Month		
	B) For billing demand in excess of the contract demand		400 Rs./KW/Month	
SL	LIGHTING SYSTEMS FOR ILLUMINATION OF PUBLIC ROADS		410	
TMP	INSTALLATIONS FOR TEMPORARY CONNECTION		490	
	HIGH TENSION TARIFF			
HTMD-1	HT CONSUMERS CONTRACTING FOR MAXIMUM DEMAND OF 100 KW AND ABOVE (for purposes other than pumping stations run by local authorities)			
	A) For billing demand upto and including contract demand			
	a) First 400 KWh/KW/Month	245 Rs./KW/Month for billing demand upto 1000 KW	435	
	b) Remaining KWh consumed per month	300 Rs./KW/Month for billing demand 1000 KW & above	425	
	B) For Billing Demand in excess of the Contract Demand		350 Rs/KW/Month	
	TIME OF USE (TOU) CHARGE			
	For consumption during specified hours as mentioned below:			
	i) For April to October period - 1200 Hrs. to 1700 Hrs. & 1830 Hrs. to 2130 Hrs.			
	ii) For November to March period - 0800 Hrs. to 1200 Hrs. & 1800 Hrs. to 2200 Hrs.			
	a) For billing demand upto 300 KW		70	
	b) For billing demand above 300 KW		90	

Electricity Tariff & Duty and Average rates of electricity supply in India

HTMD-2	WATER & SEWAGE PUMPING STATIONS RUN BY LOCAL AUTHORITIES AND CONTRACTING FOR MAXIMUM DEMAND OF 100 KW AND ABOVE			
	A) For billing demand upto and including contract demand	215	Rs./KW/Month	390
	B) For billing demand in excess of the contract demand	275	Rs./KW/Month	
	TIME OF USE (TOU) CHARGE			
	For consumption during specified hours as mentioned below:			
	i) For April to October period - 1200 Hrs. to 1700 Hrs. & 1830 Hrs. to 2130 Hrs.			50
	ii) For November to March period - 0800 Hrs. to 1200 Hrs. & 1800 Hrs. to 2200 Hrs.			
HTMD-3	SUPPLY AT HIGH VOLTAGE CONTRACTING FOR NOT LESS THAN 100 KW FOR TEMPORARY PERIOD (Not taking supply on regular basis)			
	a) For billing demand upto contract demand	600	Rs./KW/Month	685
	b) For billing demand in excess of the contract demand	750	Rs./KW/Month	
	TIME OF USE (TOU) CHARGE			
	For consumption during specified hours as mentioned below:			
	i) For April to October period - 1200 Hrs. to 1700 Hrs. & 1830 Hrs. to 2130 Hrs.			50
	ii) For November to March period - 0800 Hrs. to 1200 Hrs. & 1800 Hrs. to 2200 Hrs.			
NTCT	NIGHT TIME CONCESSIONAL TARIFF			
	Electricity exclusively during night hours between 2200 Hrs. and 0600 Hrs	30%	of demand charge under relevant Tariff Category	330
	POWER FACTOR ADJUSTMENT CHARGE			
	Rebate for each 1% improvement in the Power Factor from 90% to 95%	0.15	Paise/KWh	
	Rebate for each 1% improvement in the Power Factor above 95%	0.27	Paise/KWh	
	Penalty for each 1% decrease in the Power Factor below 90%	3.00	Paise/KWh	
	ASSUMED POWER FACTOR	90%		

Reference : Torrent Power Limited letter dated 26/09/2014

Electricity Tariff & Duty and Average rates of electricity supply in India

ELECTRICITY TARIFF IN TORRENT POWER LTD., SURAT w.e.f. 01.05.2014

Category	Category of service	Demand/Fixed Charge	Energy Charge (Paise/kWh)	Minimum charges
	LOW TENSION TARIFF			
BPL	BPL HOUSEHOLD CONSUMERS			
	First 30 kWh/Month	5 Rs/Month/Installation	150	
	For Remaining Units		As per Residential	
RGP	Other than BPL CONSUMERS			
(a)	First 50 kWh/Month	25 Rs/Month/Installation for single phase supply (Upto 6 kW load) 60 Rs/Month/Installation for three phase supply (Above 6 kW load)	320	
(b)	Next 50 kWh/Month		365	
(c)	Next 150 kWh/Month		425	
(d)	Above 250 kWh/Month		495	
GLP	Crematoriums, Charitable Institutions like hospital, dispensary ,	45 Rs/Month/Installation	395	
	educational and Research Institute and Hostel, street lights,	Single -phase load upto 6kW		
	gardens and conveniences, Water works & sewerage pumping	Three-phase load above 6kW		
	services operated by Municipal Corporations.			
Non-RGP	NOT COVERED IN ANY OTHER LT CATEGORY UPTO AND INCLUDING 15 KW OF CONNECTED LOAD			
(a)	First 10 kW	65 Rs/KW/Month	425	
(b)	Next 5 kW	80 Rs/KW/Month	445	
LTMD	INSTALLATIONS ABOVE 15 KW LOAD AND NOT COVERED IN ANY OTHER LT CATEGORIES			
(a)	Up to 20 KVA of billing demand	95 Rs./KVA/Month	475	
(b)	Above 20 KVA & up to 60 KVA billing demand	130 Rs./KVA/Month		
(c)	Above 60 KVA of billing demand	200 Rs./KVA/Month		
(d)	In excess of contract demand	225 Rs./KVA/Month		
	Reactive energy charges for load of 40 kVA & above - all units	10 Paise/kVArh		
TMP	INSTALLATIONS FOR TEMPORARY REQUIREMENT	20 Rs./KW/Day	490	
AGP	MOTIVE POWER USED FOR IRRIGATION PURPOSE	20 Rs/HP/Month	60	
	HIGH TENSION TARIFF			
HTMD-1	HT CONSUMERS at 3.3 kV and above for contacting the demand of 100 KVA and above (other than pumping stations run by Local Authorities)			
	First 400 Units/KVA/Month	155 Rs./KVA/Month for first 500 KVA of billing demand	470	
	Remaining units above 400	250 Rs./KVA/Month above 500 KVA of billing demand	460	
	In excess over contract demand	360 Rs./KVA/Month		
	TIME OF USE CHARGES:			
	For Energy Consumption during two peak periods viz. 0700 Hrs to 1100 Hrs and 1800 Hrs to 2200 Hrs			
	(a) For billing Demand upto 500 kVA		55	
	(b) For billing Demand above 500 kVA		90	
HTMD-2	WATER WORKS & PUMPING STATIONS RUN BY LOCAL AUTHORITIES-ENERGY AT 3.3 kV AND ABOVE AND CONTRACTING FOR DEMAND OF 100 KVA AND ABOVE			
	First 400 kWh/KVA/Month	115 Rs./KVA/Month for first 500 KVA of billing demand	465	
	Remaining kWh consumed per month	200 Rs./KVA/Month for above 500 KVA of billing demand	460	
	In excess over contract demand	335 Rs./KVA/Month		

Electricity Tariff & Duty and Average rates of electricity supply in India

TIME OF USE CHARGES:		
For Energy Consumption during two peak periods viz. 0700 Hrs to 1100 Hrs and 1800 Hrs to 2200 Hrs		
(a) For billing Demand upto 500 kVA		35
(b) For billing Demand above 500 kVA		70
NTCT NIGHT TIME CONCESSIONAL TARIFF		
Energy consumed during night hours between 2200 and 0600 hrs.	30% of the fixed/demand charge under the relevant tariff	330
POWER FACTOR ADJUSTMENT CHARGES: (For HTMD-1, HTMD-2 & HTMD-3 & NTCT CATEGORY)		
Levied for each 1% drop in the Power Factor from 90% to 85%	1% on the total amount of electricity bills for the month under Energy Charges	
Levied for each 1% drop in the Power Factor below 85%	2% on the total amount of electricity bills for the month under Energy Charges in addition to above clause	
Rebate for each 1% increase in the Power Factor above 95%	1% on the total amount of electricity bills for the month under Energy Charges	
REBATE FOR SUPPLY AT EHV (HTMD-1 & HTMD-2)		
a) If supply is availed at 33/66 KV	0.5% on energy charges	
b) If supply is availed at 132 KV & above	1.0% on energy charges	
NIGHT TIME CONCESSION (HTMD-1 and HTMD-2)		
Energy consumed during night hours between 22.00 Hrs and 06.00 Hrs next day in excess of one third of total energy consumed during the month		50
15% per annum (computed on daily basis) on the outstanding bill from the date of billing till the date of payment as delay payment charges if the bill is paid after due date.		
ASSUMED POWER FACTOR	90%	

Reference :Torrent Power Limited Website, Tariff Order dated 29.04.2014

ELECTRICITY TARIFF IN HARYANA w.e.f 01.04.2014

Sr. No.	Category of Service	Demand/Fixed Charge	Energy Charge Paise/kWh or kVAh	Monthly Minimum Charge
1	Domestic (LT)			
	Category I : Total consumption up to 800 units/month			
	0 - 40 kWh/Month	Nil	270	100 Rs for load upto 2 KW and
	41 - 250 kWh/Month	Nil	450	60 Rs above 2 KW
	251 - 500 kWh/Month	Nil	525	
	501 - 800 kWh/Month	Nil	598	
	Category II : Total consumption of 801 units/month and above			
801 kWh/Month and above (Single tariff and no slab benefit)	Nil	598	100 Rs for load upto 2 KW and 60 Rs above 2 KW	
2	Non Domestic			
	Upto 5 KW (LT)	Nil	585	200 Rs for load upto 5 KW &
	Above 5 KW and upto 20 KW (LT)	Nil	610	185 Rs Above 5 KW to 20 KW
	Above 20 KW and upto 50 KW (LT)	150 Rs/KW/ Month	650	Nil
	Existing consumers above 50 KW upto 70 KW (LT)	160 Rs/KW/ Month	675	Nil
	Consumers above 50 KW (HT)	160 Rs/KW/ Month	635	Nil
3	HT Industry (above 50 KW)			
	Supply at 11 KV	150 Rs/KVA/ Month	580	Nil
	Supply at 33 KV		570	Nil
	Supply at 66 KV or 132 KV		560	Nil
	Supply at 220 KV		550	Nil
	Supply at 400 KV		545	Nil
	Arc furnaces/ Steel Rolling Mills		580	Nil
			plus 20 Paise/kVAh if supply is at 11 KV	
4	LT Industry (upto 50 KW)			
	Upto 10 KW	Nil	635	185 Rs/kWh/Month
	Above 10 KW and upto 20 KW	Nil	660	
	Above 20 KW and upto 50 KW	170 Rs/KW/ Month	635	Nil
	Exsting consumers above 50 KW upto 70 KW (LT)		600	
5	Agriculture Tube-well Supply (Metered)			
	(i) with motor upto 15 BHP	Nil	10	200 Rs/BHP/Annum
	(ii) with motor above 15 BHP	Nil	8	
	Agriculture Tube-well Supply (Un-Metered)			
	(i) with motor upto 15 BHP	15 Rs/BHP/ Month	Nil	Nil
(ii) with motor above 15 BHP	12 Rs/BHP/ Month	Nil	Nil	
6	Public Water Works	170 Rs/KW/ Month	650	Nil
7	Lift Irrigation	170 Rs/BHP/ Month	650	Nil
8	MITC	170 Rs/BHP/ Month	650	Nil
9	Railway Traction			
	Supply at 11 KV	140 Rs/KVA/ Month	575	Nil
	Supply at 33 KV		570	Nil
	Supply at 66 KV or 132 KV		560	Nil
	Supply at 220 KV		555	Nil
	Supply at 66 KV or 132 KV		510	Nil
	Supply at 220 KV		505	Nil

Electricity Tariff & Duty and Average rates of electricity supply in India

10	DMRC			
	Supply at 66 KV	140 Rs/KVA/Month	530	Nil
	Supply at 132 KV		530	Nil
11	Bulk Supply			
	Supply at LT	150 Rs/KW/Month	590	Nil
	Supply at 11 KV		575	
	Supply at 33 KV		565	
	Supply at 66 KV or 132 KV		555	
	Supply at 220 KV		550	
12	Bulk Domestic Supply (70 KW & above at 11 KV or above)			
	Upto 400 units/month/flat/dwelling unit	80 Rs/KW of recorded	420	Nil
	401 - 800 units/month/flat/dwelling unit	demand	460	
	801 units/month or more/flat/dwelling unit		560	
13	Street Lighting	Nil	650	180 Rs/KW/ Month
14	Independent Hoarding / Decorative Lighting	150 Rs/KW/Month	755	Nil
15	Temporary Metered Supply	1.5 times the energy charges of relevant category for which temporary supply has been sought plus fixed charges/ MMC of relevant category.		

NOTES:

1	Energy Charges in case of Domestic consumers are telescopic in nature up to the consumption of 800 units/ month. In case of consumption more than 800 units/month, no slab benefit is admissible and tariff applicable will be 598 paise/kWh for total consumption.
2	Energy Charges for HT industrial, existing LT industrial consumer categories having load above 50 kW to 70 kW, Railway Traction and DMRC are in paise/kVAh.
3	Fixed Charges for HT industrial supply and Bulk Supply (HT) category, are in Rs/ kVA of Contract Demand. For Railways and DMRC, the fixed charges are in Rs / kVA of the billable demand. For all other consumer categories, the fixed charges are in Rs / kW of the connected load or part thereof per month. 80% of the connected load shall be taken into account for levying fixed charges where leviable in case of LT industrial supply.
4	Fixed Charges for unmetered AP consumers, MITC and lift irrigation category are in Rs / BHP / month.
5	Fixed charges for Bulk Supply Domestic are in Rs / kW of the recorded demand.
6	The above tariff does not include Electricity Duty, Municipal Tax and FSA.
7	Rebate
4%	in case of supply at 11 KV
5%	in case of supply at higher voltage shall be admissible
9	In addition to the tariff as above, the Discoms shall levy FSA as per HERC Regulations, 2012
10	Electricity Duty, Municipal Tax and FSA shall be charged at kWh.
11	Municipal Tax @ 5 Paise per unit is levied on all consumers in municipal limits.
	Assumed Power Factor
	85%

Reference: Dakshin Haryana Bijli Vitran Nigam Limited Memo No. Ch-72/SE/C/60/2007/Gen dated 14.10.2014

ELECTRICITY TARIFF IN HIMACHAL PRADESH w.e.f 01.08.2014

Category	Category of Service	Demand Charge	Energy Charge	Consumer Service Charge (Rs./Month)
DS	DOMESTIC SUPPLY (energy charges after GoHP subsidy)			
	Lifeline Consumers (Upto 60 kWh/Month)		100 Paise/kWh	30
A	Other Consumers (Other than Pre-Paid Metered)			
	0-125 kWh/Month		130 Paise/kWh	40
	126-300 kWh/Month		270 Paise/kWh	
	Above 300 kWh/Month		395 Paise/kWh	
B	Other Consumers (Pre-Paid Meter) - All Unts			
			270 Paise/kWh	
NDNCS	NON DOMESTIC NON COMMERCIAL SUPPLY (NDNCS)			
	Single Part Tariff for contract demand <=20 kVA			
			470 Paise/kWh	70
	Two part Tariff for contract demand >20 kVA			
		120 Rs./kVA/Month	440 Paise/kVAh	0
CS	COMMERCIAL SUPPLY			
	Single Part Tariff for contract demand <=20 kVA			
			495 Paise/kWh	70
	Two part Tariff for contract demand >20 kVA			
	20-100 kVA	80 Rs./kVA/Month	470 Paise/kVAh	0
	Above 100 kVA	140 Rs./kVA/Month	460 Paise/kVAh	0
SIP	SMALL INDUSTRIAL POWER SUPPLY (contract demand not exceeding 50 kVA)			
	Single Part Tariff for contract demand <=20 kVA			
			470 Paise/kWh	90
	Two part Tariff for contract demand >20 kVA <=50 kVA			
		80 Rs./kVA/Month	450 Paise/kVAh	0
	Peak Load Charge (PLC) for contract demand <=20 kVA			
		Nil	1.5 times of normal kWh charges	
	Peak Load Charge (PLC) for contract demand >20 kVA			
		100 Rs./kVA/month	640 Paise/kVAh	
MIP	MEDIUM INDUSTRIAL POWER SUPPLY (contract demand above 50 kVA but not exceeding 100 kVA)			
	Two part Tariff			
		100 Rs./kVA/Month	450 Paise/kVAh	0
	Peak Load Charge (PLC) for contract demand >50 kVA			
		100 Rs./kVA/month	620 Paise/kVAh	
LIPS	LARGE INDUSTRIAL POWER SUPPLY (contract demand exceeding 100 kVA)			
	Two part Tariff			
	EHT	350 Rs./kVA/Month	410 Paise/kVAh	0
	HT-1 (Contract Demand up to and including 1 MVA)	200 Rs./kVA/Month	450 Paise/kVAh	0
	HT-2 (Contract Demand above 1 MVA)	350 Rs./kVA/Month	420 Paise/kVAh	0
	Peak Load Charge (PLC) : Additional Charges on the average demand during peak load hours			
	EHT	100 Rs./kVA/Month	600 Paise/kVAh	
	HT - 1		620 Paise/kVAh	
	HT - 2		620 Paise/kVAh	
IDWPS	IRRIGATION AND DRINKING WATER POWER SUPPLY			
	Single Part Tariff for contract demand <=20 kVA (energy charges after GoHP subsidy)			
			100Paise/kWh	50
	Two part Tariff for contract demand >20 kVA (energy charges after GoHP subsidy) LT Supply			
			100 Paise/kWh	nil
	LT Supply	40 Rs./kVA/Month	460 Paise/kVAh	nil
	HT Supply	350 Rs./kVA/Month	420 Paise/kVAh	nil
	EHT Supply	350 Rs./kVA/Month	400 Paise/kVAh	nil
	Peak Load Charge (PLC) : Additional Charges on the average demand during peak load hours			
	LT	100 Rs./kVA/Month	640 Paise/kVAh	
	HT		620 Paise/kVAh	
	EHT		600 Paise/kVAh	

Electricity Tariff & Duty and Average rates of electricity supply in India

BS	BULK SUPPLY			
	Two Part Tariff			
	LT Supply	200 Rs./kVA/Month	485 Paise/kVAh	nil
	HT Supply	300 Rs./kVA/Month	435 Paise/kVAh	
	EHT Supply		400 Paise/kVAh	
SLS	STREET LIGHTING SUPPLY (Single Part Tariff)			
	LINE MAINTENANCE AND LAMP RENEWAL CHARGES			
	(i) Where the bulbs, tubes etc. are to be provided and replaced at the cost of the HPSEBL			
	Description	Charge (Rs./Point/Month)		
	a) Bulbs all Wattage	14		
	b) Mercury Vapour Lamps upto 125 Watt	40		
	c) Mercury Vapour Lamps 126 Watt to 400 Watt	95		
	d) Fluoescent 2 ft. 20 Watt single tube fixture	21		
	e) Fluoescent 2 ft. 20 Watt double tube fixture	35		
	f) Fluoescent 4 ft. single tube fixture	35		
	g) Fluoescent 4 ft. double tube fixture	48		
	(ii) When the bulbs/Mercury vapour Lamps/tubes and other accessories are provided by the Public Lighting consumers and only replacement is to be done by the HPSEBL			
	Description	Charge (Rs./Point/Month)		
	Bulbs	7		
Tubes and MVL etc.	12			
Sodium/Neon Vapour lamps or any other fixtures not covered above	18			
TMS	TEMPORARY METERED SUPPLY			
	Single Part Tariff for contract demand <=20 kVA		750 Paise/kWh	140
	Two Part Tariff for contract demand > 20 kVA)	350 Rs./kVA/Month	600 Paise/kVAh	nil
	RAILWAY TRACTION: >=66 kV			
	Two Part Tariff for contract demand > 20 kVA)	350 Rs./kVA/Month	450 Paise/kVAh	400
CHARACTER OF SERVICE - Applicable to all categories except Railway Traction				
	Maximum Connected Load	Standard Supply Voltage		
	50 kW	1 Phase 230 V or 3 Phase 415 V OR 2.2 KV		
	3 MW	3 phase 11 kV or 22 kV		
	12 MW	3 phase 33 kV		
	14 MW	3 phase 66 kV		
	No limits	3 phase 132 kV or 220 kV		
LOWER VOTAGE SUPPLY SURCHARGE (LVSS)-Availing supply at lower voltage than the Standard Supply Voltage. LVSS shall be levied in addition on only the amount of energy charges.				
	STANDARD SUPPLY VOLTAGE	ACTUALLY AVAILED SUPPLY VOLTAGE	LVSS	
	11 KV or 15KV or 22 KV	(1 Phase 0.23 KV or 3 Phase 0.415 KV) OR 2.2 KV	5%	
	33 or 66 KV	11 KV or 15KV or 22 KV	3%	
	>=132KV	33 or 66 KV	2%	
HIGHER VOTAGE SUPPLY REBATE (HVSr)-Availing supply at voltage higher than Standard Supply Voltage. HVSr shall be allowed in addition on only the amount of energy charges.				
	STANDARD SUPPLY VOLTAGE	ACTUALLY AVAILED SUPPLY VOLTAGE	HVSr	
	LT (1 Phase 0.23 KV or 3 Phase 0.415 KV) OR 2.2 KV	11 KV or 15KV or 22 KV	5%	
	11 KV or 15KV or 22 KV	33 or 66 KV	3%	
	33 or 66 KV	>=132KV	2%	
LOWER VOLTAGE SUPPLY SURCHARGE (LVSS) - Consumers availing supply at a voltage lower than the 'Standard Supply Voltage' be charged in addition to other charges.				
	STANDARD SUPPLY VOLTAGE	ACTUALLY AVAILED SUPPLY VOLTAGE	LVSS	
	11 kV or 15 kV or 22 kV	1 Phase 0.23 kV or 3 Phase 0.415 kV or 2.2	5%	
	33 kV	11 kV or 22 kV	3%	
	66 kV	33 kV	2%	
	>=132 kV	66 kV	2%	

LOWER VOTAGE METERING SURCHARGE (LVMS) - Applicable to consumers @

2% on the amount of only the energy charges billed in respect of consumers, for whom the metering for maximum demand or energy consumption or both, is done on the

LATE PAYMENT SURCHARGE (LPS) - Applicable to consumers @

2% per month or part thereof , on the outstanding amount excluding electricity duty/ taxes for all the consumer categories

NIGHT TIME CONCESSION (NTC) - Applicable to all categories of consumers except DS, SLS & Railway Traction on consumption of energy from 22.00 Hrs. to 06.00 Hrs.

having contracted demand of more than 20 kVA. However such consumers must be provided with suitable tri-vector meters capable of recording energy during different times of the day.

DISTURBING LOAD PENALTY (DLP): Applicable to categories DS,NDNCS,CS and IDWPS, where there is unauthorised use of mobile welding sets @

20Rs./kVA of the load rating of welding set per day, in addition to the energy charges.

POWER FACTOR SURCHARGE (PFS): In case of categories SIP and IDWPS if at any time the power factor of consumers having connected load upto and including 20 KW is found to be below 0.90 lagging, a surcharge @

10% on the amount of energy charges irrespective of the voltage of supply shall be charged from the consumer till such time the consumer has improved his power factor to at least 0.90 lagging by suitable means.

CONTRACT DEMAND VIOLATION CHARGE (CDVC): For categories NDNCS,CS,SIP,MIP,LIPS,IDWPS,BS,TMS & Railway Traction in the event the actual maximum demand (in kVA) recorded on the energy meter during any consecutive 30 minute block period of the month, exceeds the contract demand, consumer be charges three times the rate of demand charges to the extent the voilation has occurred in excess of the Contract Demand.

ASSUMED POWER FACTOR **90%**

Reference : HPSEB letter No. HPSEBL/CE(Comm.)SERC-41/2014/12158 dated 15.10.2014

ELECTRICITY TARIFF IN JAMMU & KASHMIR w.e.f 01.07.2014

Category	Category of Service	Fixed Charge	Energy Charge (Paise/ kWh)	Minimum charges
Sch. 1	DOMESTIC SUPPLY			
	Below Poverty Line (upto 30 units/month)	5.00 Rs/kW/Month	119	
	METERED CONSUMERS			
	Upto 100 units/month	5.00 Rs/kW or part thereof/ Month	154	Nil Rs./month for connected load upto 1/4 KW
	101 - 200 units/month		200	Nil Rs./month for connected load above 1/4 KW upto 1/2 KW
	201 - 400 units/month		300	Nil Rs./month for connected load above 1/2 KW upto 1 KW
	Above 400 units/month		320	Nil Rs./month for connected load above 1 KW for every 1/4 KW or part thereof
	UN-METERED CONSUMERS (FLAT RATE)			
	Connected load upto 1/4 KW	89.00 Rs./Month		
	Connected load above 1/4 KW upto 1/2 KW	295.00 Rs./Month		
	Connected load above 1/2 KW upto 3/4 KW	445.00 Rs./Month		
	Connected load above 3/4 kW upto 1 KW	585.00 Rs./Month		
	Connected load above 1 KW upto 1 1/4 kW	725.00 Rs./Month		
	Connected load above 1 1/4 KW upto 1 1/2 kW	865.00 Rs./Month		
Connected load above 1 1/2 KW upto 1 3/4 kW	1005.00 Rs./Month			
Connected load above 1 3/4 KW upto 2 kW	1145.00 Rs./Month			
Connected load above 2 kW	1145.00 Rs./Month plus Rs. 460 for every additional 1/4 KW or part thereof			
Sch. 2	NON-DOMESTIC / COMMERCIAL (METERED SUPPLY)			
	a) Single Phase (Load upto 5kW)			
	Upto 100 units/month	40.00 Rs./KW/Month	255	
	101 - 200 units/month		270	
	201 - 300 units/month		390	
	Above 300 units/Month		420	
	b) Three Phase (Load above 5 kW & upto 100 kW)			
	For all Units	95.00 Rs./KW/Month	455	
	Load (in kW) to be rounded off to the next 1/2 kW for the purpose of application of Fixed Charges.			
	UNMETERED (FLAT RATE SUPPLY)			
	Connected load upto 1/4 KW	280.00 Rs./Month		
Connected load above 1/4 KW upto 1/2 KW	720.00 Rs./Month			
Connected load above 1/2 KW upto 1 KW	1430.00 Rs./Month			
Connected load above 1 KW	1925.00 Rs./Month for every KW and part thereof			
Sch. 3	STATE / CENTRAL GOVT. DEPARTMENTS			
	For all Units (Metered Consumers)	30.00 Rs./KW/Month	630	
	11 KV Supply			2.5% rebate on energy charges
33 kV & above Supply			5.0% rebate on energy charges	

Electricity Tariff & Duty and Average rates of electricity supply in India

Sch. 4	AGRICULTURAL/IRRIGATION (METERED)				
	0 to 10 HP	15.00	Rs/HP/Month	60	Nil Rs /HP/Annum
	11 - 20 HP	20.00	Rs/HP/Month	65	Nil Rs /HP/Annum
	Above 20 HP	40.00	Rs/HP/Month	475	Nil Rs /HP/Annum
Note:	2.5% & 5% rebate on energy charges for connection at 11 kV and 33 kV and above respectively.				
	UNMETERED (FLAT RATE)				
	0 to 10 HP	185.00	Rs./HP/Month		
	11 - 20 HP	200.00	Rs./HP/Month		
	Above 20 HP	1275.00	Rs./HP/Month		
Sch. 5	PUBLIC STREET LIGHTING (METERED)				
	For all Units	40.00	Rs./KW/Month	500	
	UNMETERED	1350.00	Rs / kW/ month or any part thereof		
Sch. 6	LT PUBLIC WATER WORKS (METERED)				
	For all Units	45.00	Rs./KW/Month	555	
	UNMETERED	1465.00	Rs / kW/ month		
Sch. 7	HT PUBLIC WATER WORKS (METERED)				
	11 kV Supply *	220.00	Rs / kVA/ month ^	395 Paise/ kVAh	
	33 kV & above Supply	210.00	Rs / kVA/ month ^	375 Paise/ kVAh	
Sch. 8	LT INDUSTRIAL				
LTIS I	For all metered consumers except those covered under LTIS II ^^	47.00	Rs / kW/ month ^^^	300	
LTIS II	For all metered consumers# having load upto 15 HP/ 11.19 kW ^^	20.00	Rs / kW/ month ^^^	300	
#	Atta Cakkis, Rice huskers, Oil expellers, Cotton grinning etc. in rural and unorganised sector load up to 15HP (11.19 kW).				
Sch. 9	HT INDUSTRIAL				
	11 kV Supply *	130.00	Rs / kVA/ month ^	268 Paise/ kVAh	
	33 kV Supply **	130.00	Rs / kVA/ month ^	260 Paise/ kVAh	
Sch. 10	HT INDUSTRIAL (Power Intensive Industries)				
	11 kV Supply	195.00	Rs / kVA/ month ^	321 Paise/ kVAh	
	33 kV Supply **	190.00	Rs / kVA/ month ^	298 Paise/ kVAh	
Sch. 11	GENERAL PURPOSE BULK SUPPLY				
	11 kV Supply *	193.00	Rs / kVA/ month ^	378 Paise/ kVAh	
	33 kV Supply **	187.00	Rs / kVA/ month ^	362 Paise/ kVAh	
Sch. 12	LT AND HT TEMPORARY CONNECTION				
	1.5 times the applicable rates (on fixed/ demand and energy charges)				
	Temporary connection shall be granted for a period of upto 3 months at a time. If the period is extended beyond 3 months, tariff would be two times the applicable fixed/demand and energy charges.				
	ASSUMED POWER FACTOR	85%			
*	For Connections load above 100 KW metered on LT, Additional 5% Surcharge on Demand and Energy Charges at 11 KV tariff shall be chargeable.				
^	Or part thereof on Billing Demand				
^^	For Connections with sanctioned load below 100 kW supplied and metered on HT, 5% rebate on Energy Charges shall be allowed.				
^^^	Load (in kW) to be rounded off to the next whole number for the purpose of application of Fixed Charges.				
**	Rebate to connections at higher voltages: For 66 KV- 1.5% on energy charge for 33 KV supply.				
	Reference : J&K State Electricity Regulatory Commission letter No. JKSERC/Secy/33/800 dated 05.08.2014.				

ELECTRICITY TARIFF IN JHARKHAND w.e.f. 01.08.2012

Category No.	Category of Service	Fixed Charge	Energy Charge Paise/ kWh	Minimum Monthly Charge
DS	DOMESTIC SERVICE			
DS-I(a)	Kutir Jyoti for load upto 100 Watts for rural areas			
	0-100 kWh/Month (metered)	15 Rs/Month	120	
	Kutir Jyoti (Unmetered)	40 Rs/Month	Nil	
DS-I(b)	For other consumers in rural areas connected load upto 2 KW (metered)			
	0 - 200 kwh/month	25 Rs/Month	140	
	Above 200 kWh/Month	25 Rs/Month	150	
	For other consumers in rural areas connected load upto 2 KW (Unmetered)	100 Rs/Month	Nil	
DS- II	For urban areas covered by Notified Area Committee/ Municipality/ Municipal Corporation/ All Disst.Towns/ All Sub-Divisional Towns /All Block Headquarters/ Industrial Areas/ Contiguous sub-urban areas all market places urban or rural and for connecting I			
	0-200 kWh/Month	40 Rs/Month	240	
	Above 200 kWh/Month	60 Rs/Month	290	
DS- III	For load exceeding 4 KW	100 Rs/Month	300	
DS-HT	Supply to housing complex/ multistoreyed buildings at 11 KV & load above 85.044 KW	75 Rs/KVA/Month	260	
NDS	NON-DOMESTIC SERVICE			
NDS-I	For rural areas connected load upto 2 KW (metered) - All Consumption	30 Rs/Month	175	
	For rural areas connected load upto 2 KW (Unmetered)	175 Rs/Month upto 1 kW & 60 Rs for every additional kW	Nil	
NDS - II	For urban areas for connected loads upto 85.044 KW covered by Notified Area Committee/ Municipality/ Municipal Corporation/ All Disst.and Sub-Divisional Towns /All Block Headquarters/ Industrial Areas and Contiguous Sub-urban areas. Also applicable to co All consumption			
		175 Rs./kW/Month	525	
NDS - III	ADVERTISING & HOARDINGS			
	For Single Phase for load upto 2 KW & Three Phase for load exceeding 2 KW.	150 Rs./Month	600	
LTIS	LOW TENSION INDUSTRIAL & MEDIUM POWER SERVICE			
	Installation Based Tariff upto 114 HP	130 Rs/HP/Month	490	
	Demand Based Tariff upto 100 KVA	235 Rs/KVA/Month	490	
IAS	IRRIGATION & AGRICULTURE SERVICE			
IAS - I	For private tubewells & private lift irrigation schemes (metered)	Nil	60	
	For private tubewells & private lift irrigation schemes (Unmetered)	70 Rs/HP/Month	Nil	
IAS - II	For State tubewells & State lift irrigation schemes (metered)	Nil	100	
	For State tubewells & State lift irrigation schemes (Unmetered)	280 Rs/HP/Month	Nil	
HTS	HIGH TENSION VOLTAGE SUPPLY SERVICE			
	Consumers having contract demand above 100 KVA (AT 11/ 33/ 132 kV & above)	235 Rs/KVA/Month	540	
	TIME OF THE DAY (TOD) TARIFF FOR HTS CONSUMERS			
	PEAK HOURS (06.00 AM to 10.00 AM & 06.00 PM to 10.00 PM)		of normal rate of energy charge	
	OFF-PEAK HOURS (10.00 PM to 06.00 AM)		of normal rate of energy charge	
HTSS	HT SPECIAL SERVICE FOR INDUCTION / ARC FURNACE			
	Consumers having contract demand of 300 KVA and more (AT 11/ 33/ 132 kV & above))	410 Rs/KVA/Month	325	
RTS	RAILWAY TRACTION SERVICE			
	AT 25 KV or 132 KV	220 Rs/KVA/Month	540	

Electricity Tariff & Duty and Average rates of electricity supply in India

SS	STREER LIGHT SERVICE		
SS- I	Metered Street Light Service	35 Rs/Month	445
SS- II	Unmetered Street Light Service	140 Rs/Month/100 watt lamp & 30 Rs for every additional 50 w.	Nil
REC	RURAL ELECTRIC CO-OPERATIVE / Small Housing Group (AT 11/33 KV)	Nil	90
MES	BULK SUPPLY TO MILITARY ENGINEERING SERVICE	205 Rs/KVA/Month	405
3.00%	VOLTAGE REBATE TO THE HTS & HTSS CONSUMERS		
5.00%	Rebate for power supplied at 33 KV		
5.50%	Rebate for power supplied at 132 KV		
6.00%	Rebate for power supplied at 220 KV		
	Rebate for power supplied at 440 KV		
	LOAD FACTOR REBATE TO THE HTS & HTSS CONSUMERS		
	LOAD FACTOR	LOAD FACTOR REBATE	
	40 -60 %	0.0%	
	60 -70 %	7.5%	
	70 -100 %	10%	
	ASSUMED POWER FACTOR	85%	
	Delayed payment surcharge @ 1.5% per month and part thereof. The due date for making payment of energy bills or other charges shall be 15 days from the date of serving of bill. The bill should be generated and delivered on monthly basis.		
	POWER FACTOR PENALTY: For HTS, HTSS, IAS, RTS and LTIS with maximum demand meter, in case average power factor in a month for a consumer falls below 0.85, a penalty @ 1% for every 0.01 fall in power factor from 0.85 to 0.60; plus 2% for every 0.01 fall be		
	POWER FACTOR REBATE: For HTS, HTSS, IAS, RTS and LTIS with maximum demand meter, in case average power factor as maintained by the consumer is more than 85%, a rebate of 1% and if power factor is more than 95%, a rebate of 2% on demand and energy charges		

Reference : Jharkhand State Electricity Board Letter No. CE(C&R)/748/10-11/2080 dated 30.10.2012

ELECTRICITY TARIFF IN KARNATAKA w.e.f. 01.05.2014

Sl. No.	Category of Service	Demand / Fixed Charge	Energy Charge (P/ kWh)	Monthly Minimum Charge
LT-1	Bhagyajyothi and Kutirajyothi (BK/KJ) schemes (Upto 18 KWh/Month)			
LT-2(a)	Domestic (lighting/ combined lighting, heating and motive power installations)			
LT-2(a)	Applicable to areas coming under Bruhat Bangalore Mahanagara Palike (BBMP), Municipal Corporation and all Urban Local Bodies.			
(i)	0 - 30 units (Lifeline consumption)	25 Rs/KW/Month for the first KW	270	
	31 - 100 units	35 Rs/KW/Month for every additional KW	400	
	101 - 200 units		525	
	Above 200 units		625	
LT-2(a)	Applicable to areas under Village Panchayats			
(ii)	0 - 30 units (Lifeline consumption)	15 Rs/KW/Month for the first KW	260	
	31 - 100 units	25 Rs/KW/Month for every additional KW	370	
	101 - 200 units		495	
	Above 200 units		575	
LT-2(b)	Private Professional and other Private Educational Institutions			
LT-2(b)	Applicable to areas under Bruhat Bangalore Mahanagara Palike (BBMP) and Municipal Corporation and all areas under Urban Local Bodies.			
(i)	0 - 200 units	35 Rs/KW/Month subject to a minimum of	600	
	Above 200 units	65 Rs/Month	720	
LT-2(b)	Applicable to areas under Village Panchayats			
(ii)	0 - 200 units	25 Rs/KW/Month subject to a minimum of	550	
	Above 200 units	50 Rs/Month	670	
LT-3	Applicable to Commercial Lighting, Heating and Motive Power installations			
LT-3(i)	Applicable to areas under Bruhat Bangalore Mahanagara Palike (BBMP), Municipal Corporation and all areas under Urban Local Bodies.			
	0 - 50 units	40 Rs./KW/Month	675	
	Above 50 units		775	
	Demand base Tariff (Optional) where sanctioned load is above 5 KW but below 50 KW	55 Rs./KW/Month	As above	
LT-3(ii)	Applicable to areas under Village Panchayats			
	0 - 50 units	30 Rs./KW/Month	625	
	Above 50 units		725	
	Demand base Tariff (Optional) where sanctioned load is above 5 KW but below 50 KW	45 Rs./KW/Month	As above	
LT-4(a)	I P Sets (Up to and inclusive of 10 HP)	Free		
LT-4(b)	I P Sets (above 10 HP)	30 Rs./HP/Month	215	
LT-4 (c)	Private Horticulture Nurseries, Coffee, Tea and Rubber plantations of sanctioned load up to and inclusive of 10 HP.			
(i)		20 Rs./HP/Month	215	
LT-4 (c)	Private Horticulture Nurseries, Coffee, Tea and Rubber plantations of sanctioned load above 10 HP.			
(ii)		30 Rs./HP/Month	215	

Electricity Tariff & Duty and Average rates of electricity supply in India

LT-5	Industrial (Heating & Motive power including lighting)			
LT-5(a)	Applicable to Bruhat Bangalore Mahanagara Palike (BBMP) and Municipal Corporation.			
	0 - 500 units	30	Rs./HP/Month for 5 HP & below	475
		30	Rs./HP/Month for above 5 HP and below 40 HP	
	Above 500 units	40	Rs./HP/Month for 40 HP and above but below 67 HP	585
		110	Rs./HP/Month for 67 HP and above	
	Demand base Tariff (Optional)	50	Rs./KW/Month of billing demand for above 5 HP & less than 40 HP	Same as above
		70	Rs./KW/Month of billing demand 40HP & above but less than 67 HP	
		160	Rs./KW/Month of billing demand for 67 HP and above	
LT-5(b)	Applicable to all areas other than those covered under LT-5(a)			
	0 - 500 units	25	Rs./HP/Month for 5 HP & below	455
	501 - 1000 units	30	Rs./HP/Month for above 5 HP and below 40 HP	535
	Above 1000 units	35	Rs./HP/Month for 40 HP and above but below 67 HP	565
		100	Rs./HP/Month for 67 HP and above	
	Demand base Tariff (Optional)	45	Rs./KW/Month of billing demand for above 5 HP and less than 40 HP	Same as above
		60	Rs./KW/Month of billing demand for 40 HP and above but below 67 HP	
		150	Rs./KW/Month of billing demand for 67 HP and above	
	TOD Tariff applicable to LT 5(a) & (b) at the option of the consumer			
	TIME OF DAY	Increase (+) / reduction (-) in energy charges over the normal tariff applicable		
	22.00 Hrs to 06.00 Hrs	(-) 125 Paise per kWh		
	06.00 Hrs to 18.00 Hrs	0		
	18.00 Hrs to 22.00 Hrs	(+) 100 Paise per kWh		
LT-6(a)	Water Supply and sewerage pumping	35	Rs./HP/Month	330
LT-6(b)	Public Lighting	50	Rs./KW/Month	485
LT-7	Temporary Power Supply & Advertising Hoardings			
	less than 67 HP		Nil	900
				160 Rs./KW/Week of sanctioned load
HT-1	Public Water Works	180	Rs./Month/KVA of billing demand	400
	TOD Tariff at the option of the consumer			
	TIME OF DAY	Increase (+) / reduction (-) in energy charges over the normal tariff applicable		
	22.00 Hrs to 06.00 Hrs	(-) 125 Paise per kWh		
	06.00 Hrs to 18.00 Hrs	0		
	18.00 Hrs to 22.00 Hrs	(+) 100 Paise per kWh		

Electricity Tariff & Duty and Average rates of electricity supply in India

HT-2(a)	Industrial			
HT-2(a) (i)	Applicable to areas under Bruhat Bangalore Mahanagara Palike (BBMP) and Municipal Corporation.			
	First 100000 units	180 Rs./Month/KVA of billing demand	575	
	For balance units		615	
	Railway Traction and Effluent Treatment Plants (all units)	180 Rs./Month/KVA of billing demand	540	
	Bangalore Metropolitan Railway Corp. Ltd. (BMRCL)	180 Rs./Month/KVA of billing demand	520	
HT-2(a) (ii)	Applicable to areas other than those covered under HT-2(a)(i)			
	First 100000 units	170 Rs./Month/KVA of billing demand	570	
	For balance units		600	
	Railway Traction and Effluent Treatment Plants (all units)	180 Rs./Month/KVA of billing demand	540	
HT-2(b)	Commercial			
HT-2(b) (i)	Applicable to areas coming under Bruhat Bangalore Mahanagara Palike (BBMP) and Municipal Corporation.			
	First 200000 units	200 Rs./Month/KVA of billing demand	735	
	For balance units		765	
HT-2(b) (ii)	Applicable to areas other than those covered under HT-2(b)(i)			
	First 200000 units	190 Rs./Month/KVA of billing demand	715	
	For balance units		745	
HT-2(c)(i)	Government Hospitals and Hospitals run by Charitable Institutions and ESI hospitals and Universities, Govt. Educational Institutions, local bodies, aided institutions & hostels.			
	First 100000 units	170 Rs./Month/KVA of billing demand	540	
	For balance units		590	
HT-2(c)(ii)	Applicable to Hospitals and Educational Institutions other than those covered under HT-2(c)(i)			
	First 100000 units	170 Rs./Month/KVA of billing demand	640	
	For balance units		690	
	TOD Tariff applicable to HT 2 (a), HT 2(b) and HT 2(c) category			
	TIME OF DAY			
	22.00 Hrs to 06.00 Hrs			
	06.00 Hrs to 18.00 Hrs			
	18.00 Hrs to 22.00 Hrs			
	Increase (+) / reduction (-) in energy charges over the normal tariff applicable			
	(-) 125 Paise per kWh			
	0			
	(+)100 Paise per kWh			
HT-3(a) (i)	Applicable to Lift Irrigation Schemes under Govt. Departments / Govt. owned Corporations		150	1000 Rs./HP/Annum
HT-3(a) (ii)	Applicable to Pvt. Lift Irrigation schemes and lift Irrigation Societies connected to Urban / Express feeders		150	
HT-3(a) (iii)	Applicable to Pvt. Lift Irrigation schemes and lift irrigation Societies other than those covered under HT-3(a)(ii)		150	
HT-3(b)	Applicable to Irrigation & Agricultural Farms, Government Horticultural Farms, Coffee, Tea, Rubber plantations etc.		350	1000 Rs./HP of sanctioned-load
HT-4	Residential apartments and colonies (all areas) availing supply independently or by tapping the main HT line.			
	All consumption	100 Rs./KVA of billing Demand	530	
HT-5	Temporary Power Supply of all categories including Hoarding & Advertisement boards.			
	67 HP and above	210 Rs./Month/HP of sanctioned load	900	
	Assumed Power Factor	90%		
	Rebate for supply at high voltage to consumers (Other than Railway Traction): If the consumer is availing power at voltage higher than 13.2 KV, he will be entitled to a rebate as indicated below.			
	Supply Voltage	Rebate		
	A) At 33/66 KV	2 Paise/kWh of energy consumed		
	B) At 110 KV	3 Paise/kWh of energy consumed		
	C) At 220 KV	5 Paise/kWh of energy consumed		

Reference: Bangalore Electricity Supply Company limited letter No. BESCOM/BC-26/F-2411/659 dated 29.10.2014
 Hubli Electricity Supply Company limited letter No. HESCOM/GM(T)/EE-4/AO/14-15/15782 dated 07.10.2014
 Chamundeshwari Electricity Supply Corporation limited Letter No. CESC/FA/CA/10201 dated 10.10.2014
 Mangalore Electricity Supply Company limited Letter No. SEE/(C&RP)/EE(RA)/14-15/18130 dated 29.09.2014

ELECTRICITY TARIFF IN KERALA w.e.f. 16.08.2014

Sr. No.	Category of Service	Demand/Fixed Charge	Energy Charge (P/kWh)	Monthly Minimum Charge
LT- I	DOMESTIC 0 - 40 KWh/Month		150	
Note:	This rate is applicable only to consumers belonging to below poverty line (BPL) category with connected load of and below 1000 watts.			
	Telescopic			
	0 - 50 KWh/Month	20 Rs/consumer/Month	280	
	51 -100 KWh/Month	for single phase	320	
	101 - 150 KWh/Month	60 Rs/consumer/Month	420	
	151 - 200 KWh/Month	for three phase	580	
	201 - 250 KWh/Month		700	
	Non-Telescopic			
	0 - 300 KWh/Month		500	
	0 - 350 KWh/Month		570	
	0 - 400 KWh/Month		610	
	0 - 500 KWh/Month		670	
	Above 500 KWh/Month		750	
LT- II	COLONIES (LT-II)	2200 Rs./Month	650	
LT- III	TEMPORARY SERVICES INCLUDING TEMPORARY CONNECTIONS AND EXTENSION			
LT- III (A)	Temporary connections: Applicable for illumination, Exhibition, Festivals,Public meeting and Fairs (Single or three Phase)		1400	140 Rs/Day/KW daily minimum or part thereof of connected load, whichever is higher.
	40% concession shall be allowed in the rates for exhibitions conducted by the Local bodies/Govt. and recognised private educational institutions and festivals of public religious worship centres for illumination/ public address system/ security lighting			
LT- III (B)	TEMPORARY EXTENSIONS	65 Rs/KW/day		Wherefrom extension is availed
LT- IV	INDUSTRY (LT)			
LT- IV (A)	Industrial (General Purpose)			
	(i) Connected load 10 kW or below	100 Rs/consumer/Month	520	
	(ii) Connected load above 10 kW	60 Rs/consumer/Month		
	(iii) Connected load above 20 kW	125 Rs/consumer/Month		
LT- IV (B)	IT and IT Enabled services			
	(i) Connected load 10 kW or below	100 Rs/consumer/Month	580	
	(ii) Connected load above 10 kW	60 Rs/consumer/Month		
	(ii) Connected load above 20 kW	125 Rs/consumer/Month		
LT-V	AGRICULTURE			
LT-V (A)	Applicable to agricultural purpose for pumping, dewatering & lift irrigation for cultivation of food crops	8 Rs/KW/Month	200	
LT-V (B)	Applicable to agricultural purposes such as poultry farms, silk worm breeding units, livestock farms, floriculture, prawn farms, rabbit farms Aquaculture etc.	8 Rs/KW/Month	250	
LT-VI	GENERAL			
LT- VI (A)	NON-DOMESTIC			
	Upto 500 KWh/Month	50 Rs/KW/Month	550	
	Above 500 KWh/Month		630	
LT- VI (B)	OFFICES AND INSTITUTIONS UNDER STATE/CENTRAL GOVT, CORPORATIONS, KWA, KSWTC, SOCIAL WELFARE BOARD, HOSTELS etc.			
	Upto 500 KWh/Month	70 Rs/KW/Month	630	
	Above 500 KWh/Month		700	
LT- VI (C)	OFFICES OR INSTITUTIONS UNDER INCOME TAX OR CENTRAL EXCISE & CUSTOMS DEPARTMENTS etc.			
	Upto 500 KWh/Month	180 Rs/KW/Month	700	
	Above 500 KWh/Month		850	
LT- VI (D)	ORPHANAGES, ANGANAWADIS, SCHOOLS & HOSTALS OF MENTALLY RETARDED STUDENTS, OLD AGE HOMES, POLIO HOMES etc.			
	All units	Nil	180	15 Rs/Consumer/Month for single phase connection 25 Rs/Consumer/Month for three phase connection
	Upto 200 KWh/Month	60 Rs/month for three	410	
	Above 200 KWh/Month	phase	600	

Electricity Tariff & Duty and Average rates of electricity supply in India

LT- VI (E)	Applicable to sports/ arts clubs, sailing/ swimming activities and gymnasiums, libraries and reading rooms, press clubs etc. (load not exceeding 2000 W)			
	Non-telescopic			
	(i) Upto 50 KWh/Month	20	Rs/month for single phase	280
	(ii) Upto 120 KWh/Month			380
	(iii) Upto 200 KWh/Month	60	Rs/month for three phase	450
	(iv) Above 200 KWh/Month			630
LT- VI (F)	Private Hospitals/clinics/clinical laboratories/X-ray units/mortuaries/blood banks/scanning centres/coaching or tuition centres, cable TV networks, radio stations etc.			
	Upto 100 KWh/Month	60	Rs./KW/Month for single phase	580
	Upto 200 KWh/Month			650
	Upto 300 KWh/Month	120	Rs./KW/Month for three phase	720
	Upto 500 KWh/Month			780
	Above 500 KWh/Month			900
LT- VII (A)	COMMERCIAL CONSUMERS HAVING CONNECTED LOAD EXCEEDING 1000 WATTS			
	Non-telescopic			
	(i) Upto 100 KWh/Month	60	Rs./KW/Month for single phase	600
	(ii) Upto 200 KWh/Month			670
	(iii) Upto 300 KWh/Month	120	Rs./KW/Month for three phase	740
	(iv) Upto 500 KWh/Month			800
	(v) Above 500 KWh/Month			930
LT- VII (B)	COMMERCIAL CONSUMERS HAVING CONNECTED LOAD NOT EXCEEDING 1000 WATTS			
	Non-telescopic			
	(i) 0 - 100 KWh/Month	40	Rs/KW/Month	470
	(ii) 0 - 200 KWh/Month			570
	(iii) 0 - 300 KWh/Month			630
LT- VII (C)	COMMERCIAL: CINEMA THEATRES, CIRCUS, SPORTS/ARTS CLUB ETC. FOR LOAD EXCEEDING 2000 W			
	Non-telescopic			
	(i) Upto 1000 KWh/Month	90	Rs/KW/Month	590
	(ii) Above 1000 KWh/Month			730
LT- VIII	PUBLIC LIGHTING			
LT- VIII (A)	Unmetered Street Lights: Applicable to various categories of unmetered public lighting per lamp.			
	Composite Tariff for Unmetered Street Lights			
	Type of Lamp	Burning hours per Day (Rs/Lamp/Month)		
		4 Hours	6 Hours	12 Hours
	Ordinary 40 Watts	20	31	61
	Ordinary 60 Watts	31	46	94
	Ordinary 100 Watts	51	78	155
	Fluorescent Tube 40 Watts	20	31	61
	Fluorescent Tube 80 Watts	41	61	124
	Flood Light 1000 Watts	518	776	1553
	Mercury Vapour Lamp 80 Watts	47	65	132
	Mercury Vapour Lamp 125 Watts	69	104	206
	Mercury Vapour Lamp 160 Watts	89	132	265
	Mercury Vapour Lamp 250 Watts	138	206	414
	Mercury Vapour Lamp 400 Watts	221	330	661
	Sodium Vapour Lamp 70 Watts	39	59	116
	Sodium Vapour Lamp 80 Watts	44	65	132
	Sodium Vapour Lamp 100 Watts	55	82	165
	Sodium Vapour Lamp 125 Watts	69	104	206
	Sodium Vapour Lamp 150 Watts	82	124	247
	Sodium Vapour Lamp 250 Watts	138	206	414
	CFL			
	11 Watts	2	3	7
	22 Watts	5	7	14
	44 Watts	9	14	28
	18 Watts	3	6	12
	36 Watts	7	12	22
	72 Watts	15	22	45
	15 Watts	3	5	9
	30 Watts	6	9	18
	36 Watts	7	12	22
	72 Watts	15	22	45
144 Watts	30	45	90	

Electricity Tariff & Duty and Average rates of electricity supply in India

	LED			
	18 Watts	3	6	12
	MV Lamp 1200 Watts (only for 12 hrs burning/day)	0	0	1982
	SV Lamp 250 Watts (only for 12 hrs burning/day)	0	0	414
LT-VIII (B)	Metered Street Lights & Traffic Signal Lights	30	Rs./meter/month	360
LT-IX	Display Lighting and Hoardngs	500	Rs/connection/month	1250
Note:	The Minimum charge payable by all LT consumers other than the consumers in the category of LT-VI (D) shall be the fixed charge of respective category. Minimum charge applicable to the category LT-VI (D) shall be as specified under the tariff for that category.			
	HGH TENSION (HT) AND EXTRA HIGH TENSION (EHT)			
HT - I (A)	INDUSTRY	300	Rs./KVA/Month	520
HT - I (B)	IT and IT Enabled Services	300	Rs./KVA/Month	560
HT-II	GENERAL			
HT-II(A)	Applicable to all classes of consumers listed in LT-VI(A), LT-VI(B), LT-VI(C)and LT-VI(E) categories availing supply at high tension			
	All units	350	Rs./KVA/Month	510
HT-II(B)	Applicable to all classes of consumers listed in LT-VI(F) category availing supply at high tension			
	(i) Below 30,000 units	400	Rs./KVA/Month	620
	(ii) Above 30,000 units			720
HT - III	AGRICULTURE			
HT - III (A)	Consumers listed in LT-V(A), availing supply at HT	170	Rs./KVA/Month	280
HT - III (B)	Consumers listed in LT-V(B), availing supply at HT	170	Rs./KVA/Month	330
HT - IV	COMMERCIAL: Applicable to all classes of consumers listed in LT-VII(A) and LT-VII(C)categories availing supply at high tensio			
	(i) Below 30,000 units (All units)	400	Rs./KVA/Month	630
	(ii) Above 30,000 units (All units)			730
HT - V	DOMESTIC: Applicable to domestic consumers and colonies availing supply at high tension			
	All units	350	Rs./KVA/Month	550
HT - VI	SEASONAL CONSUMERS			
	If a registered consumer, specifies the uses of electricity for different purposes during different seasons and also specifies the period of usage for each such purpose, then the consumer shall be billed under appropriate tariff for each purpose during different seasons separately.			
	If a registered consumer using electricity for different purposes without specifying the purposes and the period of usage, consumer shall be charged at the highest tariff applicable to the different uses, for the various operations for the whole year.			
	EXTRA HIGH TENSION (EHT)			
	EHT INDUSTRIAL (66/110/220 KV)			
	66 KV	300	Rs./KVA/Month	490
	110 KV	290	Rs./KVA/Month	480
	220 KV	280	Rs./KVA/Month	470
	EHT COMMERCIAL (66/110/220 KV)			
	(i) Below 60,000 units (All units)	400	Rs./KVA/Month	610
	(ii) Above 60,000 units (All units)			710
	EHT GENERAL (66/110/220 KV)			
	(i) Below 60,000 units (All units)	370	Rs./KVA/Month	580
	(ii) Above 60,000 units (All units)			680
	RAILWAY TRACTION (110 KV)	250	Rs./KVA/Month	480
	Power Factor Incentive			
0.25%	of energy charges for each 0.01 unit increase in PF from 90% to 100%			
	Power Factor Disincentive			
1%	of energy charges for every 0.01 fall in PF from 90%			
	TOD Tariff for Domestic Consumers: Applicable to those consumers who consume more than 500 Units/month			
	Normal Period (0600 hrs to 1800 hrs)	100%	Energy Charges	
	Peak Period (1800 hrs to 2200 hrs)	120%	Energy Charges	
	Off-Peak Period (2200 hrs to 0600 hrs)	90%	Energy Charges	
	TOD Tariff applicable for EHT, HT and LT Industrial consumers (connected load of and above 20 KW)			
	Normal Period (0600 hrs to 1800 hrs)	100%	Energy Charges	
	Peak Period (1800 hrs to 2200 hrs)	150%	Energy Charges	
	Off-Peak Period (2200 hrs to 0600 hrs)	75%	Energy Charges	
	OPTIONAL DEMAND BASED TARIFF			
	For LT-VI General (A),(B),(C),(E) &(F), LT-VII Commercial	180	Rs./KVA/Month	Respective categories shall apply
	(A) and (C) connecting load equal or above 20 kW			
	Assumed Power Factor	90%		

Reference : KSEB letter No. KSEB/TRAC/CEA/2014-15/1090 dated 27.09.2014

ELECTRICITY TARIFF IN LAKSHADWEEP w.e.f. 01.04.2014

Category of Service	Energy Charge (Paise/KWh)	Fixed Charges
A. BPL / Kutir Jyoti (upto 30 units)		25 Rs./Month/connection
B. DOMESTIC		
0 to 50 units	100	10 Rs./Month for Single Phase connection
51 to 100 units	125	50 Rs./Month for Three Phase connection
101 to 200 units	250	
201 units and above	400	
C. COMMERCIAL		
0 to 100 units	425	25 Rs./Month for Single Phase connection
101 to 200 units	500	100 Rs./Month for Three Phase connection
201 units and above	600	
D. INDUSTRIAL - All units	450	30 Rs./Month/kVA or part thereof
E. HT CONSUMERS (11kV) - All units	600	100 Rs./kVA/Month
F. PUBLIC (STREET LIGHTING) All units	400	
G. TEMPORARY CONNECTION - All units	700	
i) Penalty Charges: The billing in case of HT shall be on the maximum demand recorded during the month or 75% of contracted demand, whichever is higher. If in any month, the recorded maximum demand of the consumer exceeds its contract demand, that portion of the demand in excess of the contracted demand shall be billed at double the normal rate. Similarly, energy consumption corresponding to excess demand shall also be billed at double the normal rate.		
ii) Power Factor Charges: The monthly average power factor of the consumer falls below 0.90, such consumer shall pay a surcharge in addition to his normal tariff @1% on billed demand and energy charges for each fall of 0.01 in power factor upto 0.7. In case where the monthly average power factor is maintained above 0.95 lagging shall be eligible for an incentive @ 0.5% on demand and energy charges for every 0.01 improvement in power factor above 95% .		
Assumed Power Factor	90%	

Reference : JERC letter No. 15/5/2013-JERC/55 dated 15.04.2014

ELECTRICITY TARIFF IN MADHYA PRADESH w.e.01.06.2014

Category	Category of Service	Demand / Fixed Charge	Energy Charge (P/kWh)	Minimum charges
LOW TENSION TARIFF				
LV - 1	DOMESTIC LIGHT, FAN & POWER FOR RESIDENTIAL USE			
LV - 1.1	Consumption upto 30 units/month & load upto 100 Watts	NIL	290	40 Rs/Month
LV - 1.2	IN URBAN AREA			
	Up to 50 kWh/Month	40 Rs/Month	340	60 Rs/Month
	51 to 100 kWh/month	65 Rs/Month	385	
	101 to 300 kWh/month	75 Rs/Month for each 1/2 KW of authorised load	480	
	301 to 500 kWh/month	80 Rs/Month for each 1/2 KW of authorised load	520	
	Above 500 kWh/month	85 Rs/Month for each 1/2 KW of authorised load	555	
	Temporary Connection for construction of own house	300 Rs/Month for each 1 KW of authorised load	675	500 Rs/Month
	Temp. Connection for social/marriage & religious purpose Through DTR meter for clusters of jhuggi/jhopadi	40 Rs/Day for each 1 KW of authorised load		
	Un-metered connection (in urban areas for 100 units/month)	NIL	300	NIL
	Un-metered connection (in urban areas for 100 units/month)	75 Rs/Month	420	NIL
	IN RURAL AREAS			
	Up to 50 kWh/Month	25 Rs/Month	340	60 Rs/Month
	51 to 100 kWh/month	40 Rs/Month	385	
	101 to 300 kWh/month	50 Rs/Month for each 1/2 KW of authorised load	480	
	301 to 500 kWh/month	70 Rs/Month for each 1/2 KW of authorised load	520	
	Above 500 kWh/month	70 Rs/Month for each 1/2 KW of authorised load	555	
	Temporary Connection for construction of own house	200 Rs/Month for each 1 KW of authorised load	675	500 Rs/Month
	Temp. Connection for social/marriage & religious purpose Through DTR meter for clusters of jhuggi/jhopadi	20 Rs/Day for each 1 KW of authorised load		
	Un-metered connection (in rural areas for 55 units/month)	NIL	300	NIL
	Un-metered connection (in rural areas for 55 units/month)	30 Rs/Month	340	NIL
LV-2	NON - DOMESTIC LIGHT,FAN & POWER TO EDUCATIONAL INSTUITUTIONS, HOSTELS ETC.			
LV - 2.1	URBAN AREAS			
	Sanctioned load based tariff (load upto 20 kW)	90 Rs/KW/month	520	
	Optional (Demand based tariff above 10 kW and upto 20 kW)	180 Rs/Month per KW or	520	
	Mandatory (Demand based tariff above 20 kW)	144 Rs/Month per KVA of billing demand		
	RURAL AREAS			
	Sanctioned load based tariff	60 Rs/KW/month	520	
	Optional (Demand based tariff above 10 kW and upto 20 kW)	120 Rs/Month per KW or	520	
	Mandatory (Demand based tariff above 20 kW)	96 Rs/Month per KVA of billing demand		
LV - 2.2	URBAN AREAS (except those covered in LV-2.1)			
	0-50 units (All units)	50 Rs/KW/month	540	360 units/annum/ KW or part thereof in urban areas of sanctioned load or
	Above 50 units (All units)	85 Rs/KW/month	600	contract demand
	Optional (Demand based tariff above 10 kW and upto 20 kW)	190 Rs/Month per KW or	525	
	Mandatory (Demand based tariff above 20 kW)	152 Rs/Month per KVA of billing demand		
	Temporary Connections at LT for Mela	130 Rs/month/KW or part thereof	715	
	Temporary Connections for marriage purposes	50 Rs per KW or part thereof /day	715	500 Rs. / month
	For X-Ray Plant	Additional Fixed Charges @ Rs. 450 & 650 per machine/month for single/ three phase respectively and Dental X-ray @ Rs 50 per machine/month.		

Electricity Tariff & Duty and Average rates of electricity supply in India

RURAL AREAS (except those covered in LV-2.1)					
	0-50 units (All units)	30	Rs/KW/month	540	units/annum/KW or part there- of in rural areas of sanctioned load or
	Above 50 units (All units)	60	Rs/KW/month	600	contract demand
	Optional (Demand based tariff above 10 kW and upto 20 kW)	120	Rs/Month per KW or	525	
	Mandatory (Demand based tariff above 20 kW)	96	Rs/Month per KVA of billing demand		
	Temporary Connections at LT for Mela	85	Rs/month/KW or part thereof	715	
	Temporary Connections for marriage purposes	30	Rs per KW or part thereof /day	715	Rs. / month
	For X-Ray Plant	Additional Fixed Charges @ Rs. 450 & 650 per machine/month for single/ three phase respectively and Dental X-ray @ Rs 50 per machine/month.			
LV-3	PUBLIC WATER WORKS AND STREET LIGHTS				
3.1	PUBLIC WATER WORKS				
	Municipal Corporation/Cantonment Board	140	Rs/KW/month	365	
	Municipality/Nagar Panchayat	120	Rs/KW/month	365	
	Gram Panchayat	50	Rs/KW/month	365	
	Temporary	1.3	times of applicable tariff		
3.2	STREET LIGHT				
	Municipal Corporation/Cantonment Board	235	Rs/KW/month	380	
	Municipality/Nagar Panchayat	210	Rs/KW/month	375	
	Gram Panchayat	50	Rs/KW/month	375	
5%	incentive of energy charges for adopting Demand Side Manage- ment				
LV-4	LT INDUSTRIAL				
4.1	Non- Seasonal Consumers (Urban Areas)				
4.1 a	Upto 25 HP	90	Rs/HP/Month	400	30 units/HP/month
4.1 b	Demand Based Tariff	176	Rs/KVA/Month or	520	
	(contract demand & connected load upto 100 HP)	220	Rs/KW/Month		
4.1 c	Demand Based Tariff	240	Rs/KVA/Month or	535	40 units/HP/month
	(contract demand more than 100 HP and upto 150 HP)	300	Rs/KW/Month		
4.1 d	Temporary connection	1.3	times of applicable tariff		
4.1	Non- Seasonal Consumers (Rural Areas)				
4.1 a	Upto 25 HP	30	Rs/HP/Month	400	15 units/HP/month
4.1 b	Demand Based Tariff	88	Rs/KVA/Month or	520	
	(contract demand & connected load upto 100 HP)	110	Rs/KW/Month		
4.1 c	Demand Based Tariff	168	Rs/KVA/Month or	535	20 units/HP/month
	(contract demand more than 100 HP and upto 150 HP)	210	Rs/KW/Month		
4.1 d	Temporary connection	1.3	times of applicable tariff		
4.2	SEASONAL CONSUMERS (period of season shall not exceed 180 days continuously in a financial year)				
4.2 a	During Season	Normal Tariff as for non-seasonal consumers in Urban and Rural areas (Fixed and Energy Charges)			
4.2 b	During Off Season (The consumer shall be required to restrict	Normal Tariff as for non-seasonal consumers on 10% of contract demand or actual recorded demand, whichever is more		120% of normal tariff as for non-seasonal con- sumers in Urban and Rural areas (Energy	
	his consumption to 15% of the highest of average consumption	contract demand or actual recorded demand, whichever		Charg- es)	
	during the preceding three season)	is more in Urban and Rural areas (Fixed Charges)			

Electricity Tariff & Duty and Average rates of electricity supply in India

LV-5 AGRICULTURE & ALLIED ACTIVITIES				
5.1 For agricultural use				
a) (i)	First 300 KWh/month	NIL	320	30 units/HP or part thereof / month for month from April to September
(ii)	Above 300 KWh/month to 750 KWh/month	NIL	380	
(iii)	Rest of the units in the month	NIL	405	90 units/HP or part thereof / month for month from October to March
b)	Temporary Connections	NIL	405	
c)	DTR metered group consumers	NIL	300	
5.2 For horticulture use				
a) (i)	First 300 KWh/month	NIL	320	30 units/HP or part thereof / month for month from April to September
(ii)	Above 300 KWh/month to 750 KWh/month	NIL	380	
(iii)	Rest of the units in the month	NIL	405	90 units/HP or part thereof / month for month from October to March
b)	Temporary Connections	NIL	405	
5.3 For aquaculture, sericulture poultry farms etc.				
a)	Up to 25 HP in urban areas	55 Rs/HP/Month	375	30 units/HP/month in urban areas
b)	Up to 25 HP in rural areas	20 Rs/HP/Month	375	15 units/HP/month in rural areas
c)	Demand based tariff in urban areas	136 Rs/KVA/Month or	455	
	(contract demand & connected load upto 100 HP)	170 Rs/KW/Month		
d)	Demand based tariff in rural areas	64 Rs/KVA/Month or	455	
	(contract demand & connected load upto 100 HP)	80 Rs/KW/Month		
5.4 For permanent agricultural pump, chaff cutters, threshers, seeding machines & irrigation pumps of lift irrigation schemes etc.				
Agriculture flat rate tariff exclusive of subsidy*			Rate payable by the consumer (April to September)	Rate payable by the consumer (October to March)
a)	Three phase - urban	100 Rs/HP/month		100 Rs/HP/month
b)	Three phase - rural			
c)	Single phase - urban			
d)	Single phase - rural			
* 1. The tariff schedule LV - 5.1 doesn't include subsidy to be paid by the State Govt.				
2. The tariff schedule LV - 5.4 shall be calculated at the rates specified under the tariff schedule LV -5.1				
INCENTIVE FOR METERED AGRICULTURAL CONSUMERS ON INSTALLATION OF ENERGY SAVING DEVICES:				
S.No.	Particulars	Rate of Rebate in Tariff		
1	For installation of ISI/BEE star labelled motors for pump sets	15	paise per unit	
2	For installation of ISI/BEE star labelled motors for pumps and use of frictionless PVC pipes and foot valve	30	paise per unit	
3	For installation of ISI/BEE star labelled motors for pumps and use of frictionless PVC pipes and foot valve alongwith installation of shunt capacitor of appropriate rating	45	paise per unit	
LOAD FACTOR INCENTIVE TO LT CONSUMERS				
	For LF above 25% and upto 30% LF on contract demand	12 Paise/Unit concession on the normal energy charges for all energy consumption over & above 25% LF during the billing month		
	For LF above 30% and upto 40% LF on contract demand	24 Paise/Unit concession on the normal energy charges for all energy consumption over & above 30% LF in addition to concession upto 30% LF		
	For LF above 40% LF on contract demand	36 Paise/Unit concession on the normal energy charges for all energy consumption over & above 40% LF in addition to concession upto 40% LF		
POWER FACTOR INCENTIVE				
	Above 85% up to 95%	0.5% incentive on the total amount of bill under the head Energy Charges for each 1% increase in P.F.		
	Above 95%	1% incentive on the total amount of bill under the head Energy Charges for each 1% increase in P.F. in addition to PF incentive upto 95%		
POWER FACTOR SURCHARGE				
	Below 80% up to 75%	1% surcharge of Energy Charges for each 1% fall in P.F. below 80% upto 75%		
	Below 75% up to 70%	5% plus 1.25% surcharge of Energy Charges for every 1% fall in P.F. below 75% upto 70%		
The maximum limit of surcharge will be 10% of the energy charges billed during the month.				

Electricity Tariff & Duty and Average rates of electricity supply in India

HV-5	IRRIGATION, PUBLIC WATER WORKS & OTHER THAN AGRICULTURAL				
5.1	Public Water Works, Group Irrigation and Lift Irrigation Schemes				
	AT 11 KV	170	Rs./Month/KVA of billing demand	400	720 KWh/KVA of contract demand as guaranteed annual minimum consumption
	AT 33 KV	190	Rs./Month/KVA of billing demand	380	
	AT 132 KV	210	Rs./Month/KVA of billing demand	360	
5.2	Other than agriculture use				
	AT 11 KV	190	Rs./Month/KVA of billing demand	405	720 KWh/KVA of contract demand as guaranteed annual minimum consumption
	AT 33 KV	210	Rs./Month/KVA of billing demand	385	
	AT 132 KV	230	Rs./Month/KVA of billing demand	370	
5%	incentive on energy charges for installation of energy saving devices for adopting demand side management				
HV-6	BULK RESIDENTIAL USERS				
6.1	Applicable to Industrial or any other township				
	AT 11 KV (For consumption upto 50% LF)	215	Rs./Month/KVA of billing demand	465	780 KWh/KVA of contract demand as guaranteed annual minimum consumption
	AT 11 KV (For consumption in excess of 50% LF)			410	
	AT 33 KV ((For consumption upto 50% LF)	230	Rs./Month/KVA of billing demand	440	
	AT 33 KV (For consumption in excess of 50% LF)			390	
	AT 132 KV ((For consumption upto 50% LF)	245	Rs./Month/KVA of billing demand	425	
	AT 132 KV (For consumption in excess of 50% LF)			375	
6.2	Applicable to Registered Cooperative Group Housing Societies				
	AT 11 KV (For consumption upto 50% LF)	145	Rs./Month/KVA of billing demand	475	780 KWh/KVA of contract demand as guaranteed annual minimum consumption
	AT 11 KV (For consumption in excess of 50% LF)			420	
	AT 33 KV ((For consumption upto 50% LF)	150	Rs./Month/KVA of billing demand	465	
	AT 33 KV (For consumption in excess of 50% LF)			410	
	AT 132 KV ((For consumption upto 50% LF)	155	Rs./Month/KVA of billing demand	450	
	AT 132 KV (For consumption in excess of 50% LF)			395	
HV-7	SYNCHRONIZATION & START UP POWER FOR GENERATORS CONNECTED TO THE GRID				
	Generators for Start up power or synchronization with Grid			575	
	TIME OF THE DAY (TOD) SURCHARGE/ REBATE (For categories HV-2, HV-3, HV-4 and HV-5)				
	Fixed Charges	Normal Rate of Fixed Charges			
	PLUS Energy Charge as mentioned below :				
	Period of Energy Consumption	Rate (Paise/ KWh)			
	Evening peak load period (6.00 PM to 10 PM)	15% of Normal rate of energy charges as surcharge			
	Off peak load period (10.00 PM to 6.00 AM next day)	7.5% of Normal rate of energy charges as rebate			

Electricity Tariff & Duty and Average rates of electricity supply in India

LOAD FACTOR INCENTIVE AT ALL VOLTAGE LEVELS (For categories HV-2, HV-3, HV-4 and HV-6).	
LOAD FACTOR	INCENTIVE
Load Factor below 75%	No Incentive
Load Factor above 75%	0.10% for every 1% increase in LF above 75% on energy charges for incremental consumption above 75% LF
POWER FACTOR INCENTIVE / PENALTY	
Power Factor	Incentive / Penalty Payable
Above 95% to 98%	1% incentive on the total amount of bill under the head Energy Charges for each 1% increase in P.F. above 95%
Above 98% upto 99%	5% incentive on the total amount of bill under the head Energy Charges
Above 99%	7% incentive on the total amount of bill under the head Energy Charges
Below 90%	1% penalty on the total amount of bill under the head Energy Charge for each 1% fall in P.F. below 90%
Below 85%	5% plus 2% penalty on the total amount of bill under the head Energy Charge for each 1% fall in P.F. below 85%
Delayed Payment Surcharge:	
Surcharge @ 1.00% per month or part thereof on the amount outstanding (including arrears) will be payable if the bills are not paid up to due date. The part of the month will be rockoned as full month for the purpose of calculation of delayed payment surc	
ADDITIONAL CHARGE:	
5%	Additional charge on the total amount of Fixed Charges & Energy Charges billed in the month shall be required to paid by the existing 11 KV consumers with contract demand exceeding 300 KVA, who want to continue to avail supply at 11 KV.
3%	Additional charge on the total amount of Fixed Charges & Energy Charges billed in the month shall be required to paid by the existing 33 KV consumers with contract demand exceeding 10000 KVA, who want to continue to avail supply at 33 KV.
2%	Additional charge on the total amount of Fixed Charges & Energy Charges billed in the month shall be required to paid by the existing 132 KV consumers with contract demand exceeding 50000 KVA, who want to continue to avail supply at 132 KV.
ASSUMED POWER FACTOR	90%
Billing Demand: The billing demand for the month shall be the actual maximum demand of consumer or 90% of contract demand, whichever is higher.	

Reference: Madhya Pradesh Madhya Kshetra Vidyut Vitran Co. Ltd. Letter No. MD/CZ/Comml.-III/846 dated 20.07.2013

MP Paschim Kshetra Vidyout Vitran Co Ltd Letter No. MD/WZ/05/COM/17096 dated 29.09.2014

MP Poorv Kshetra Vidyut Vitran Co. Ltd. Letter No. EZ/Comml/TRAC/CEA-Info/1139 dated 04.10.2014

ELECTRICITY TARIFF IN MAHARASTRA w.e.f. 01.08.2012

Category No.	Category of Service	Fixed / Demand Charge	Energy Charge
			Paise/kWh
LT - I	LT- Residential		
	Below Poverty line (BPL) consumers		
	0 - 30 kWh/Month	10 Rs./Month/Connection	76
	Consumers other than BPL		
	0 - 100 kWh/Month	40 Rs./Month for single phase connection	336
	101 - 300 kWh/Month	130 Rs./Month for three phase connection	605
	301 - 500 kWh/Month	100 Rs./Month/10 KW or part thereof as additional charge for load	792
	501 - 1000 kWh/Month	above 10KW	878
	Above 1000 kWh/Month (balance units)		950
LT - II (A)	LT- Non-Residential or Commercial		
	0-20 kW		
	Non-residential, non-industrial premises or commercial premises for commercial consumption etc.		
	0-200 kWh/Month	190 Rs./Month	585
	Above 200 kWh/Month (only balance units)		838
(B)	>20 kW and ≤50 kW	190 Rs./KVA/Month	844
(C)	>50 kW	190 Rs./KVA/Month	1091
LT - III	LT- Public Water Works and Sewage Treatment Plants		
	(A) 0- 20 KW	50 Rs./KVA/Month	235
	(B) > 20kW and ≤ 40 kW	60 Rs./KVA/Month	311
	(C) > 40kW and ≤ 50 kW	90 Rs./KVA/Month	420
LT - IV	LT- Agriculture		
	Unmetered Tariff		
	Category 1 Zones*		
	(a) 0-5 HP	295 Rs./HP/Month	0
	(b) Above 5 HP	325 Rs./HP/Month	
	Category 2 Zones#		
	(a) 0-5 HP	240 Rs./HP/Month	0
	(b) Above 5 HP	265 Rs./HP/Month	
	Metered Tariff (including Poultry Farms)	20 Rs./HP/Month	210
LT - V	LT- Industry		
	(A) 0 - 20 KW (upto and including 27 HP)	190 Rs./Month/Connection	506
	(B) Above 20 KW (above 27 HP)	130 Rs./KVA/Month	701
LT - VI	LT- Street Lights		
	(A) Grampanchayat, A,B & C Class Municipal Council	40 Rs./ KW/ month	412
	(B) Municipal Corporation Areas		500
LT - VII	LT- Temporary Supply		
	(A) Temporary Supply Religious (TSR)	250 Rs./Month/Connection	327
	(B) Temporary Supply Others (TSO)	310 Rs./Month/Connection	1507
LT - VIII	LT- Advertisements & Hoardings	500 Rs./Month/Connection	2077
LT - IX	LT- Crematorium & Burial Grounds	250 Rs./Month/Connection	337
LT - X	LT- Public Services		
	(A) 0 - 20 kW		
	0-200 kWh/Month	190 Rs./Month	536
	Above 200 kWh/Month	190 Rs./Month	788
	(B) >20 kW and ≤50 kW	190 Rs./Month	779
	(C) >50 kW	190 Rs./Month	824

Electricity Tariff & Duty and Average rates of electricity supply in India

HT - I	HT- Industry			
	Continuous Industry (on express feeder)	190	Rs./ KVA/ month	701
	Non-Continuous Industry (not on express feeder)	190	Rs./ KVA/ month	633
	Seasonal Industry	190	Rs./ KVA/ month	779
HT - II	HT- Commercial			
(A)	Express Feeders	190	Rs./ KVA/ month	1045
(B)	Non-express Feeders	190	Rs./ KVA/ month	983
HT - III	HT- Railway Traction		Nil	781
HT - IV	HT- Public Water Works and Sewage Treatment Plants			
	Express feeders	190	Rs./ KVA/ month	505
	Non-Express feeders	190	Rs./ KVA/ month	473
HT - V	HT- Agriculture	30	Rs./ KVA/ month	288
HT - VI	HT- Bulk Supply			
	Group Housing Society	160	Rs./ KVA/ month	482
	Commercial Complex	160	Rs./ KVA/ month	821
HT - VII				
HT - VIII	HT- Temporary Supply			
(A)	Temporay Supply Religious (TSR)	250	Rs./Month/Connection	327
(B)	Temporary Supply Others (TSO)	250	Rs./Month/Connection	1282
HT - IX	HT - Public Services			
(A)	Express Feeders	190	Rs./ KVA/ month	821
(B)	Non-express Feeders	190	Rs./ KVA/ month	765
TOD Tariff (In addition to above base tariff in Paise/KWh) for LT-II(A) (optional), LT-II(B), LT-II(C), LT-III, LT-V, LT-X				
HT-I, HT-II, HT-IV & HT-IX category consumers				
	0600 hrs - 0900 hrs			0
	0900 hrs - 1200 hrs			80
	1200 hrs - 1800 hrs			0
	1800 hrs - 2200 hrs			110
	2200 hrs - 0600 hrs			-100
	Power Factor Incentive for PF is more than 0.95 for the Categories LT-II (B) & (C), LT-III, LT-V (B), LT X (B) & (C), HT-I, HT-II, HT-IV, HT-V, HT-VI and HT IX.			
1%	of the monthly bill including Energy Charges, Reliability Charges, FAC, Fixed/Demand Charges but excluding Taxes & Duties for PF at 0.96			
2%	of the monthly bill including Energy Charges, Reliability Charges, FAC, Fixed/Demand Charges but excluding Taxes & Duties for PF at 0.97			
3%	of the monthly bill including Energy Charges, Reliability Charges, FAC, Fixed/Demand Charges but excluding Taxes & Duties for PF at 0.98			
5%	of the monthly bill including Energy Charges, Reliability Charges, FAC, Fixed/Demand Charges but excluding Taxes & Duties for PF at 0.99			
7%	of the monthly bill including Energy Charges, Reliability Charges, FAC, Fixed/Demand Charges but excluding Taxes & Duties for unity PF			
	Power Factor Penalty for PF is less than 0.9 for the Categories LT-II (B) & (C), LT-III, LT-V (B), LT- X (B) & (C), HT-I, HT-II, HT-IV, HT-V, HT-VI and HT IX.			
2%	of the monthly bill including Energy Charges, Reliability Charges, FAC, Fixed/Demand Charges but excluding Taxes & Duties for PF at 0.89			
3%	of the monthly bill including Energy Charges, Reliability Charges, FAC, Fixed/Demand Charges but excluding Taxes & Duties for PF at 0.88			
4%	of the monthly bill including Energy Charges, Reliability Charges, FAC, Fixed/Demand Charges but excluding Taxes & Duties for PF at 0.87			
5%	of the monthly bill including Energy Charges, Reliability Charges, FAC, Fixed/Demand Charges but excluding Taxes & Duties for PF at 0.86			
6%	of the monthly bill including Energy Charges, Reliability Charges, FAC, Fixed/Demand Charges but excluding Taxes & Duties for PF at 0.85			
7%	of the monthly bill including Energy Charges, Reliability Charges, FAC, Fixed/Demand Charges but excluding Taxes & Duties for PF at 0.84			
8%	of the monthly bill including Energy Charges, Reliability Charges, FAC, Fixed/Demand Charges but excluding Taxes & Duties for PF at 0.83			
9%	of the monthly bill including Energy Charges, Reliability Charges, FAC, Fixed/Demand Charges but excluding Taxes & Duties for PF at 0.82			
10%	of the monthly bill including Energy Charges, Reliability Charges, FAC, Fixed/Demand Charges but excluding Taxes & Duties for PF at 0.81			
	Load Factor Incentive for the categories HT-I & HT-II only			
0.75%	on the energy charges for every 1% increase in LF from 75% to 85%			
1%	on the energy charges for every 1% increase in LF from 85%			
	Total rebate under this head will be subject to a ceiling of 15% of the energy charges.			
1%	Propt payment rebate on monthly bill (excluding Taxes and Duties) for all category consumers.			
2%	Delayed payment surcharge on the total electricity bill (including Taxes and Duties) for payment after due date.			
	Assumed Power Factor	90%		
	Fuel cost adjustment charge shall be applicable for all categories of consumers			
* Category 1 Zones with consumption norm above 1318 hours/HP/year (1. Bhandup (U), 2. Pune and 3. Nashik)				
# Category 2 Zones with consumption norm below 1318 hours/HP/year (Amravati,Aurangabad,Konkan, Kalyan,Kolhapur,Latur, Nagpur(U) and Nagpur)				

Reference : Maharsastra State Electricity Distribution Co. Ltd.'s website

ELECTRICITY TARIFF IN B.E.S.T. (MUMBAI) w.e.f. 01.04.2014

Category No.	Category of Service	Fixed / Demand Charge	Variable Charges		
			Energy Charge (Paise/kWh)	TDLR Charge (Paise/kWh)	TOTAL (Paise/kWh)
LT-I	LT- Residential (BPL)				
	Below Poverty line (Consumption upto 30 units/month)	3 Rs./month	80	12	92
	LT- Residential				
	0 - 100 units/month	40 Rs/month	265	55	320
	101-300 units/month	75 Rs/month\$\$	535	103	638
	301-500 units/month		750	144	894
	Above 500 units/month	100 Rs/month\$\$	955	185	1140
	Additional Fixed charge	150 Rs./ 10 KW or part thereof above 10 KW			
\$\$	Fixed Charge of Rs. 150 per month will be levied on residential consumers availing 3 phase supply.				
LT-II	LT- Non-Residential or Commercial				
	(a) 0-20 kW				
	0 - 500 units/month	250 Rs/month	745	148	893
	Above 500 units/month		1000	220	1220
	(b) >20 kW and ≤ 50 kW	200 Rs/KVA/month	930	215	1145
	(c) >50 kW		970	218	1188
LT-III	LT- Industrial upto 20 kW Load				
	0 - 500 units/month	325 Rs/month	635	140	775
	Above 500 units/month	425 Rs/month	855	196	1051
LT-IV	LT- Industrial above 20 kW Load				
	Above 20 kW and upto 100 kW	200 Rs/KVA/month	810	175	985
	Above 100 kW		825	172	997
LT-V	Advertisements and Hoardings				
	All Units	400 Rs/month	1435	316	1751
LT-VI	LT- Street Lights				
	All Units	200 Rs/KVA/month	790	152	942
LT-VII (A)	Temporary Supply Religious (TSR)				
	All Units	200 Rs/month	440	87	527
LT-VII (B)	Temporary Supply Others (TSO)				
	All Units	400 Rs/month	1150	253	1403
Note:	In case of LT-VII(B) the additional fixed charges of Rs 150/ 10kW load or part thereof above 10kW load shall be payable.				
LT-VIII	LT- Crematorium & Burial Grounds				
	All Units	200 Rs/month	455	83	538
LT-IX (A)	LT - Hospitals & Educational Institutions (0 to 20 KW)				
-	All Units	250 Rs/month	830	183	1013
LT-IX (B)	LT - Hospitals & Educational Institutions (Above 20 KW)				
	All Units	200 Rs/KVA/month	830	183	1013
HT-I	HT- Industry				
	All Units	200 Rs/KVA/Month	800	159	959
HT-II	HT- Commercial				
	All Units	200 Rs/KVA/Month	860	171	1031

Electricity Tariff & Duty and Average rates of electricity supply in India

HT-III	HT- Group Housing Society					
	All Units	200	Rs/KVA/Month	597	91	688
HT-IV	HT- Temporary Supply					
	All Units	250	Rs/month	1125	233	1358
HT-V	HT - Hospitals & Educational Institutions					
	All Units	200	Rs/KVA/Month	775	151	926
TDLR	Transport Division Loss Recovery					
	ToD tariff applicable for the categories LT-II(A) (optional), LT-II(B), LT-II(C), LT-III, LT-IV, LT-IX(B) & LT IX (A) (optional), HT-I, HT-II & HT-V					
	Time Slot			Tariff over & above base tariff		
	0600 hrs to 0900 hrs			0	Paise/kWh	
	0900 hrs to 1200 hrs			50	Paise/kWh	
	1200 hrs to 1800 hrs			0	Paise/kWh	
1800 hrs to 2200 hrs			100	Paise/kWh		
2200 hrs to 0600 hrs			-75	Paise/kWh		
	Power Factor Incentive applicable for all HT-I, HT-II and HT-V categories and LT-II (B) & (C), LT-IV and LT-IX (B) categories					
1%	of the monthly bill (excluding Taxes and Duties) at PF level of 0.96 in the range of 0.955 to 0.964 PF					
2%	of the monthly bill (excluding Taxes and Duties) at PF level of 0.97 in the range of 0.965 to 0.974 PF					
3%	of the monthly bill (excluding Taxes and Duties) at PF level of 0.98 in the range of 0.975 to 0.984 PF					
5%	of the monthly bill (excluding Taxes and Duties) at PF level of 0.99 in the range of 0.985 to 0.994 PF					
7%	of the monthly bill (excluding Taxes and Duties) at PF level of 1.00 in the range of 0.995 to 1.000 PF					
	Power Factor Penalty applicable for HT-I, HT-II & HT-V categories and LT-II (B) & (C), LT-IV and LT-IX (B) categories					
2%	of the monthly bill (excluding Taxes and Duties) at PF level of 0.89 in the range of 0.885 to 0.894 PF					
3%	of the monthly bill (excluding Taxes and Duties) at PF level of 0.88 in the range of 0.875 to 0.884 PF					
4%	of the monthly bill (excluding Taxes and Duties) at PF level of 0.87 in the range of 0.865 to 0.874 PF					
5%	of the monthly bill (excluding Taxes and Duties) at PF level of 0.86 in the range of 0.855 to 0.864 PF					
6%	of the monthly bill (excluding Taxes and Duties) at PF level of 0.85 in the range of 0.845 to 0.854 PF					
7%	of the monthly bill (excluding Taxes and Duties) at PF level of 0.84 in the range of 0.835 to 0.844 PF					
8%	of the monthly bill (excluding Taxes and Duties) at PF level of 0.83 in the range of 0.825 to 0.834 PF					
9%	of the monthly bill (excluding Taxes and Duties) at PF level of 0.82 in the range of 0.815 to 0.824 PF					
10%	of the monthly bill (excluding Taxes and Duties) at PF level of 0.81 in the range of 0.805 to 0.814 PF					
	Load Factor Incentive applicable for the category HT-I, HT-II & HT-V only					
0.75%	on the energy charges for every 1% increase in LF from 75% to 85%					
1%	on the energy charges for every 1% increase in LF from 85%					
	Total rebate under this head will be subject to a ceiling of 15% of the energy charges.					
1%	Prompt payment rebate on monthly bill (excluding Taxes and Duties) for all category consumers.					
2%	Delayed payment charges on the total electricity bill (including Taxes and Duties) for payment after due date.					
	Assumed Power Factor	90%				
	Fuel cost adjustment charge shall be applicable for all categories of consumers and will be charged over and above the tariffs.					

Reference : BEST Ref No. ESO/Stat-8/350/2014 dated 22.09.2014

ELECTRICITY TARIFF IN RELIANCE ENERGY (MUMBAI) w.e.f. 01.04.2014

Category No.	Category of Service	Fixed/ Demand Charge	Energy Charge## (Paise/kWh)
LT-1	LT- RESIDENTIAL		
	Below poverty line (BPL)		
	For consumption upto 30 units/month	5 Rs/Month	166
	Other Residential		
	0-100 KWh/Month	40 Rs/Month\$\$	392
	101-300 KWh/Month	75 Rs/Month\$\$	556
	301-500 KWh/Month		646
Above 500 KWh/Month	100 Rs/Month\$\$	877	
	Additional Fixed charge @	100 Rs./ 10 KW or part thereof above 10 KW load	
\$\$	Fixed Charge of Rs. 100 per month will be levied on residential consumers availing 3 phase supply.		
LT-2	LT- COMMERCIAL		
	(a) 0-20 kW	250 Rs/Month	774
	(b) >20 kW and ≤ 50 kW	200 Rs/KVA/Month	981
	(c) >50 kW		1039
LT-3	LT- INDUSTRIAL LOAD UPTO & INCLUDING 20 KW		
	0-20 kW	250 Rs/Month	779
LT-4	LT- INDUSTRIAL LOAD ABOVE 20 KW		
	Above 20 kW	200 Rs/KVA/Month	750
LT-5	LT- ADVERTISEMENTS & HOARDINGS - All Units	400 Rs/Month	1731
LT-6	LT- STREET LIGHTS - All Units	200 Rs/KVA/Month	808
LT-7 (A)	LT- TEMPORARY SUPPLY RELIGIOUS(TSR) - All Units	200 Rs/Connection/Month	635
LT-7 (B)	LT- TEMPORARY SUPPLY OTHERS(TSO) - All Units	200 Rs/Connection/Month	1846
Note:	In case of LT-7(B), additional fixed charges of Rs 150/ 10 kW load or part thereof above 10 kW load shall be payable.		
LT-8	LT- CREMATORIUM & BURIAL GROUNDS - All Units	200 Rs/Connection/Month	577
LT-9	LT- AGRICULTURE - All Units	20 Rs/HP/Month	213
LT-10	LT - PUBLIC SERVICES - All Units	250 Rs/Month	777
	HIGH TENSION (HT)		
HT-1	HT- INDUSTRY - All Units	200 Rs/KVA/Month	750
HT-2	HT- COMMERCIAL - All Units	200 Rs/KVA/Month	923
HT-3	HT- GROUP HOUSING SOCIETY - All Units	200 Rs/KVA/Month	681
HT-4	HT- TEMPORARY SUPPLY - All Units	200 Rs/Connection/Month	1269
HT-5	HT - RAILWAYS(100/33/22/11/6.6 kV) - All Units	200 Rs/KVA/Month	837
HT-6	HT - PUBLIC SERVICES - All Units	200 Rs/KVA/Month	837
	TIME OF THE DAY TARIFF (TOD) (in addition to the above base tariff)		
	Applicable for the category LT-2(a) (optional), LT-2(b), LT-2(c), LT-3 (optional), LT-4, LT-10, HT-1, HT-2 & HT-6 only		
	06.00 to 09.00 Hrs.	0 Paise/kWh	
	09.00 to 12.00 Hrs.	50 Paise/kWh	
	12.00 to 18.00 Hrs.	0 Paise/kWh	
	18.00 to 22.00 Hrs.	100 Paise/kWh	
	22.00 to 06.00 Hrs.	-75 Paise/kWh	
##	Wheeling Charge (Rs/kWh) and Regulatory Asset Charge (Rs/kWh) are included in the Energy Charge		
	Power Factor Incentive for the Category LT-2 (b) & (c), LT-4 & all HT		
1%	of the monthly energy bill including Reliability Charge, FAC, Demand Charge etc. but excluding Taxes & Duties for every 1% increase in PF above 0.95		
5%	of the monthly energy bill including Reliability Charge, FAC, Demand Charge etc. but excluding Taxes & Duties for PF of 0.99		
7%	of the monthly energy bill including Reliability Charge, FAC, Demand Charge etc. but excluding Taxes & Duties for unity PF		
	Power Factor Penalty for the Category LT-2,(b) & (c), LT-4 & all HT		
2%	of the monthly energy bill including Reliability Charge, FAC, Demand Charge etc. but excluding Taxes & Duties for the first 1% fall in PF below 0.90		
1%	of the monthly energy bill including Reliability Charge, FAC, Demand Charge etc. but excluding Taxes & Duties for each 1% fall in PF below 0.89		
	Load Factor Incentive for the category HT-1, HT-2 & HT-6 only		
0.75%	on the energy bill (excluding Taxes & Duties) for every 1% increase in LF from 75% to 85%		
1%	on the energy bill (excluding Taxes & Duties) for every 1% increase in LF from 85%		
	Total rebate under this head will be subject to a ceiling of 15% of the energy charges.		
1%	Prompt payment rebate on monthly bill (excluding Taxes and Duties) for all categories of consumers.		
2%	Delayed payment surcharge on the total electricity bill (including Taxes and Duties) for payment after due date.		
	Assumed Power Factor	90%	
	Fuel cost adjustment charge shall be applicable for all categories of consumers		

Reference : MERC Website, Tariff Order dated 22/08/2013

ELECTRICITY TARIFF IN TATA POWER CO. (MUMBAI) w.e.f. 01.04.2014

Category No.	Category of Service	Fixed Charge/Demand Charges	Energy Charge# (Paise/kWh)
LT-I	LT- Residential (BPL)		
	Below Poverty Line (BPL) - upto 30 units/month only	3 Rs./Month	218
	LT- Residential		
	0-100 units	40 Rs./Month	249
	101-300 units	75 Rs./Month\$\$	413
	301-500 units		731
	Above 500 units (balance units)	100 Rs./Month\$\$	909
\$\$	Above fixed charges are for single phase connections. Fixed charge of Rs 100/month will be levied on residential consumers availing 3 phase supply.		
	Additional Fixed Charge	100 Rs./Month/10 KW or part thereof for load above 10 KW.	
LT-II	LT- Non-Residential or Commercial		
(a)	0-20 kW	250 Rs./Month	783
(b)	>20 kW and upto 50 kW	200 Rs./KVA/Month	799
(c)	>50 kW	200 Rs./KVA/Month	854
LT-III	LT- Industrial upto 20 KW Load		
	0-20 kW	250 Rs./Month	738
LT-IV	LT- Industrial above 20 KW Load		
	Above 20 kW	200 Rs./KVA/Month	820
LT-V	LT- Advertisement & Hoardings		
	All units	400 Rs./Month	1909
LT-VI	LT- Street Lights		
	All units	200 Rs./KVA/Month	688
LT-VII	LT- Temporary Supply		
(A)	Temporary Supply Religious (TSR)	200 Rs./Connection/Month	473
(B)	Temporary Supply Others (TSO)	400 Rs./Connection/Month	1593
LT-VIII	LT- Crematorium & Burial Grounds		
	All units	200 Rs./Connection/Month	448
LT-IX	LT- Public Services		
	All units	250 Rs./Month	772
HT-I	HT- Industrial		
	All units	200 Rs./KVA/Month	802
HT-II	HT- Commercial		
	All units	200 Rs./KVA/Month	831
HT-III	HT- Group Housing Society		
	All units	200 Rs./KVA/Month	689
HT-IV	HT- Temporary Supply		
	All units	200 Rs./Connection/Month	1307
HT-V	HT- Railways		
	Railways-33/22/11/6.6 kV (All units)	200 Rs./KVA/Month	788
	Railways-100 KV (All units)		775
HT-VI	HT- Public Services		
	All units	200 Rs./KVA/Month	824
	TIME OF THE DAY TARIFF (TOD) (in addition to the above base tariff)		
	Applicable for the category LT-II(b), LT-II(c), LT-IV & LT-IX and optional for LT-II(a) and LT-III and for HT-I, HT-II & HT-VI.		
	06.00 to 09.00 Hrs.	0 Paise/kWh	
	09.00 to 12.00 Hrs.	50 Paise/kWh	
	12.00 to 18.00 Hrs.	0 Paise/kWh	
	18.00 to 22.00 Hrs.	100 Paise/kWh	
	22.00 to 06.00 Hrs.	-75 Paise/kWh	
	Power Factor Incentive for the Category LT-II (b) & (c), LT-IV & all HT categories		
1%	of the monthly bill including Energy Charges, Reliability Charges, FAC, Fixed/Demand Charges but excluding Taxes & Duties for every 1% increase in PF above 0.95		
5%	of the monthly bill including Energy Charges, Reliability Charges, FAC, Fixed/Demand Charges but excluding Taxes & Duties for PF of 0.99		
7%	of the monthly bill including Energy Charges, Reliability Charges, FAC, Fixed/Demand Charges but excluding Taxes & Duties for unity PF		
	Power Factor Penalty for the Category LT-II (b) & (c), LT-IV & all HT		
2%	of the monthly bill including Energy Charges, Reliability Charges, FAC, Fixed/Demand Charges but excluding Taxes & Duties for the first 1% fall in PF below 0.90		
1%	of the monthly bill including Energy Charges, Reliability Charges, FAC, Fixed/Demand Charges but excluding Taxes & Duties for each 1% fall in PF below 0.89		
	Load Factor Incentive for HT-I, HT-II & HT-VI categories only		
0.75%	rebate on the energy charges for every 1% increase in LF from 75% to 85%		
1%	rebate on the energy charges for every 1% increase in LF from 85%		
	Total rebate under this head will be subject to a ceiling of 15% of the energy charges.		
1%	Prompt payment rebate on monthly bill (excluding Taxes and Duties) for all categories of consumers.		
2%	Delayed payment surcharge on the total electricity bill (including Taxes and Duties) for payment after due date.		
	Assumed Power Factor		
#	Including Wheeling charges (Paise/kWh).		

Reference : Tata Power Company Ltd. letter No. CERGMUM/CEA/253 dated 16.10.2014

ELECTRICITY TARIFF IN MANIPUR w.e.f. 27.02.2015

Category No.	Category of Service	Fixed / Demand Charge	Energy Charge (Paise/kWh)
	LT SUPPLY		
CATEGORY - 1	KUTIR JYOTI SCHEME CONNECTION		
	(Single light point connection for total consumption in three months not exceeding 45 kWh)		
	(A) METERED SUPPLY		
	0-15 kWh/Month for all units	20 Rs./Month/Connection	100
	Above 15 kWh/Month for all units		150
CATEGORY - 2	DOMESTIC		
	0-100 kWh/Month	60 Rs./contracted load in kW	280
	101-200 kWh/Month		340
	201-300 kWh/Month		410
	Above 300 kWh/Month		460
CATEGORY - 3	COMMERCIAL		
	0-100 kWh/Month	80 Rs./contracted load in kW	380
	101-200 kWh/Month		450
	201-300 kWh/Month		510
	Above 300 kWh/Month		560
CATEGORY - 4	PUBLIC LIGHTING SUPPLY	60 Rs./contracted load in kW	490
CATEGORY - 5	PUBLIC WATER WORKS	100 Rs./contracted load in kW	490
CATEGORY - 6	IRRIGATION & AGRICULTURE	60 Rs./contracted load in kW	290
CATEGORY - 7	SMALL INDUSTRY	80 Rs./contracted load in kW	290
	HT SUPPLY		
CATEGORY - 1	COMMERCIAL	100 Rs/billing demand in kVA	540
CATEGORY - 2	PUBLIC WATER WORKS	100 Rs/billing demand in kVA	460
CATEGORY - 3	AGRICULTURE & IRRIGATION	100 Rs/billing demand in kVA	270
CATEGORY - 4	MEDIUM INDUSTRY	100 Rs/billing demand in kVA	380

Electricity Tariff & Duty and Average rates of electricity supply in India

CATEGORY - 5	LARGE INDUSTRY	100	Rs/billing demand in kVA	440
CATEGORY - 6	BULK SUPPLY WITHIN THE STATE	100	Rs/billing demand in kVA	400
5	Paise/kWh rebate will be allowed for payment within due date			
2%	surcharge at simple interest on outstanding principal amount for late payment for each 30 days successive period or part thereof.			
0.5%	surcharge on energy charge and demand charge subject to maximum of 2.5% for every 1% fall in PF below 90%			
3%	additional charge as transformation loss from consumers getting supply at HT and metered on LT side			
	Assumed Power Factor	90%		

Reference : Manipur Electricity Department Letter No. 1/19/06/IPED/8244 dated 26.11.2013

ELECTRICITY TARIFF IN MEGHALAYA w.e.f. 01.04.2013

Schedule	Category of Service	Voltage of supply	Demand/Fixed Charge	Energy Charge (P/kWh)	Monthly Minimum Charge
KJ-M/BPLM	Kutir Jyoti / BPL				
	Metered (for consumption upto 30 units/month only)	LT		200	
KJ-U/BPLU	Un-metered		80 Rs/Month		
DLT	DOMESTIC				
	First 100 units	LT	35 Rs/ KW/ Month	260	35 Rs./Month/KW or part thereof
	Next 100 units			300	
	Above 200 units			375	
EMPL	EMPLOYEES				
	All Units	LT	Nil	340	
CLT	NON DOMESTIC (COMMERCIAL)				
	First 100 units	LT	70 Rs/ KW/ Month	450	70 Rs./Month/KW or part thereof
	Above 100 units			490	
AP	AGRICULTURE				
	All Units	LT	40 Rs/ KW/ Month	165	40 Rs./Month/KW or part thereof
ILT	INDUSTRIAL				
	All Units	LT	70 Rs/ KW/ Month	420	70 Rs./Month/KW or part thereof
GP	GENERAL PURPOSE				
	All Units	LT	70 Rs/ KW/ Month	475	70 Rs./Month/KW or part thereof
WSLT	PUBLIC WATER SUPPLY / SEWAGE TREATMENT PLANT				
	All Units	LT	70 Rs/ KW/ Month	475	70 Rs./Month/KW or part thereof
CRM	CREMATORIUM				
	All Units	LT	5200 Rs/ Month	300	Rs./Month
PL	PUBLIC LIGHTING (Metered Supply)				
	All Units	LT	70 Rs/ KW/ Month	475	70 Rs./Month/KW or part thereof
	PUBLIC LIGHTING (Unmetered Supply)				
(i)	Incandescent Lamp Rate in Rs/Lamp Point/Month				
	40 Watts		85.00		
	60 Watts		135.00		
	100 Watts		215.00		
(ii)	Special Fixtures like mercury vapour lamps and fluorescent Lamps				
	For Fluorescent Lamp Rate in Rs/Lamp Point/Month				
	Upto 40 Watts		135.00		
	For Mercury Vapour Lamps Rate in Rs/Lamp Point/Month				
	80 Watts		185.00		
	125 Watts		280.00		
	250 Watts		585.00		
	500 Watts		1090.00		
(iii)	Special Fixtures like Sodium vapour lamps				
	For Sodium Vapour Lamps Rate in Rs/Lamp Point/Month				
	Upto 150 Watts		425.00		
	250 Watts		660.00		
	400 Watts		1100.00		
(iv)	Special Fixtures like CFL Fitting, LED Fitting and Metal Halide				
	For CFL Fitting Rate in Rs/Lamp Point/Month				
	Upto 45 Watts		135.00		
	Above 45 Watts and Upto 85 Watts		215.00		
	LED Fitting		415.00		
	Matal Halide		500.00		
	HIGH TENSION (HT)				
DHT	Domestic	HT	125 Rs/ KVA/ Month	440	125 Rs./KVA/Month
CHT	Non Domestic	HT	125 Rs/ KVA/ Month	440	125 Rs./KVA/Month
IHT	Industrial	IHT	125 Rs/ KVA/ Month	454	125 Rs./KVA/Month
IEHT	Industrial	IEHT	125 Rs/ KVA/ Month	439	125 Rs./KVA/Month
WSHT	Public Water Supply/ Sewage Treatment Plant	HT	125 Rs/ KVA/ Month	440	125 Rs./KVA/Month
BS	General Purpose/ Bulk Supply	HT	125 Rs/ KVA/ Month	455	125 Rs./KVA/Month
TM	Temporary Supply	LT & HT			
(a)	For marriage,puja & other Festivals				
	Per day for the first 6 days or part thereof			80	Rs./ KW of connected load
	Per day beyond 6 days but not exceeding 30 days or part thereof			73	Rs./ KW of connected load
(b)	For others				Rate per day shall be double the applicable minimum charge per month per KW of connected load.
2.50%	Delayed payment charges for payment made after due date is leviable on the gross amount of the bill.				
2.00	Rs per kVA per month as compensation charges shall be levied if the average monthly power factor falls below 0.90				
	Assumed Power Factor		90%		

Reference : Meghalaya Energy Corporation Ltd. Letter No. MeECL/SE(Comm)/T-23/PT-IV/2013-14/31 dated 03.07.2013

ELECTRICITY TARIFF IN MIZORAM w.e.f. 01.04.2014

Category No.	Category of Service	Fixed / Demand Charge	Energy Charge (Paise/kWh)
	LT SUPPLY		
CATEGORY - 1	KUTIR JYOTI SCHEME (Single light point connection the total consumption in three months not exceeding 45 kWh)		
a)	1-15 kWh/Month	10 Rs./Month/Connection	120
b)	16-30 kWh/Month		180
c)	Above 30 kWh/Month		210
CATEGORY - 2	DOMESTIC LT		
a)	1-50 kWh/Month	25 Rs./kW/Month	210
b)	51-100 kWh/Month		300
c)	101-200 kWh/Month		380
d)	Above 200 kWh/Month		450
CATEGORY - 3	NON-DOMESTIC/ COMMERCIAL		
a)	1-100 kWh/Month	60 Rs./kW/Month	330
b)	101-200 kWh/Month		430
c)	Above 200 kWh/Month		520
CATEGORY - 4	PUBLIC LIGHTING		
	All Units	50 Rs./kW/Month	475
CATEGORY - 5	PUBLIC WATER WORKS		
	All Units	50 Rs./kW/Month	475
CATEGORY - 6	IRRIGATION & AGRICULTURE		
	All Units	20 Rs./kW/Month	175

Electricity Tariff & Duty and Average rates of electricity supply in India

CATEGORY - 7	INDUSTRIAL			
	1-400 kWh/Month	50	Rs./kW/Month	345
	Above 400 kWh/Month			410
	HT SUPPLY			
CATEGORY - 1	DOMESTIC			
	All Units	30	Rs./kVA/Month of billing demand	wz450
CATEGORY - 2	NON-DOMESTIC/ COMMERCIAL			
	All Units	60	Rs./kVA/Month of billing demand	520
CATEGORY - 3	PUBLIC WATER WORKS (PWW)			
	All Units	70	Rs./kVA/Month of billing demand	475
CATEGORY - 4	Paise/kWh or kVAh			
	All Units	30	Rs./kW/Month of billing demand	175
CATEGORY - 5	INDUSTRIAL			
	All Units	60	Rs./kVA/Month of billing demand	410
CATEGORY - 6	BULK SUPPLY WITHIN THE STATE			
	All Units	70	Rs./kVA/Month of billing demand	385
	TEMPORARY SUPPLY			
	All Units	50	Rs./kW/Month	600
2%	surcharge on outstanding amount for late payment for each 30 days successive period or part thereof will be charged.			
2%	surcharge on total amount of the bill for every 1% fall in PF below 85%			
1%	surcharge on total amount of the bill for every 1% fall in PF below 90% upto 85%			
1%	incentive on total amount of the bill for every 1% increase in PF above 95% upto unity			
	Assumed Power Factor	85%		

Reference : Power & Electricity Department, Mizoram Letter No. T-41011/12/14-EC(P)/Com/32 dated 22.09.2014

ELECTRICITY TARIFF IN NAGALAND w.e.f. 01.04.2014

Category	Category of Service	Energy Charge (Paise/kWh)	Minimum Charge
A	DOMESTIC		
	a) 0 to 30 kWh	325	100 Rs./Month/KW of contract Demand or part thereof
	b) 31 to 100 kWh	435	
	c) 101 to 250 kWh	500	
	d) > 250 kWh	580	
B	INDUSTRIAL		
	a) < 500 kWh	450	150 Rs./Month/KVA of contract Demand or part thereof
	b) 501 to 5000 kWh	530	
	c) > 5000 kWh	600	
C	BULK	540	150 Rs./Month/KVA of contract Demand or part thereof
D	COMMERCIAL		
	a) < 60 kWh	570	150 Rs./Month/KW of contract Demand or part thereof
	b) 61 to 240 kWh	680	
	c) > 240 kWh	790	
E	PUBLIC WATER WORKS	530	75 Rs./Month/KVA of contract Demand or part thereof
F	PUBLIC LIGHT	To be recovered from consumers *	
G	INTER-STATE	540	
H	AGRICULTURE	270	50 Rs./Month/HP of contract Demand or part thereof
I	TEMPORARY CONNECTION		
	DLF	800	
	Others	1100	
	KUTIR JYOTI (POINT)	Same as DLF	
	SINGLE POINT METERED RURAL	325	
	SINGLE POINT METERED URBAN	400	
* Charges for public lighting have to be recovered from the consumers of Domestic, Commercial, Industrial and Bulk categories at the rate shown below :			
	Domestic	10 Rs./Connection /Month	
	Commercial	15 Rs./Connection /Month	
	Industrial	20 Rs./Connection /Month	
	Bulk Supply	25 Rs./Connection /Month	
10	Paise/kWh as surcharge for delayed payment shall be levied to all category of consumers.		
	Assumed Power Factor	85%	

Reference : Government of Nagaland, Deptt. of Power Letter No. CEL/RMC/R-16/2011-12/1261 dated 23.09.2014

ELECTRICITY TARIFF IN ORISSA w.e.f. 01.04.2014

Sl. No.	Category of Consumers	Demand Charge (Rs./KW/ Month) / (Rs./KVA/ Month)	Energy Charge (P/kWh)	Customer Service Charge (Rs/ Month)	Monthly Minimum Fixed charge for first KW or part (Rs)	Monthly Fixed charge for any additional KW or part (Rs)	Rebate (P/kWh) / DPS
LT CATEGORY							
1	DOMESTIC						
1.a	Kutir Jyoti <= 30 kWh/Month	FIXED MONTHLY CHARGE ----->			65		
1.b	OTHERS						
	0 - 50 kWh/Month		230		20	20	10 P/kWh
	51 - 200 kWh/Month		400				
	201 - 400 kWh/Month		500				
	Above 400 kWh/Month		540				
2	GENERAL PURPOSE < 110 KVA						
	0 - 100 kWh/Month		510		30	30	10 P/kWh
	101 - 300 kWh/Month		620				
	Above 300 kWh/Month		690				
3	Irrigation Pumping & Agriculture		110		20	10	10 P/kWh
4	Allied Agricultural Activities		120		20	10	10 P/kWh
5	Allied Agro-Industrial Activities		400		80	50	DPS/Rebate
6	PUBLIC LIGHTING		540		20	15	DPS/Rebate
7	L. T. INDUSTRIAL (S) SUPPLY <22 KVA		540		80	35	10 P/kWh
8	L. T. INDUSTRIAL (M) SUPPLY >=22 KVA <110 KVA		540		100	50	DPS/Rebate
9	SPECIFIED PUBLIC PURPOSE		540		50	50	DPS/Rebate
10	PUBLIC WATER WORKS & SWERAGE PUMPING <110KVA		540		50	50	10 P/kWh
11	PUBLIC WATER WORKS & SWERAGE PUMPING >=110KVA	200	540	30			10 P/kWh
12	GENERAL PURPOSE >= 110KVA	200	540	30			DPS/Rebate
13	LARGE INDUSTRY	200	540	30			DPS/Rebate
HT CATEGORY							
14	BULK SUPPLY - DOMESTIC	20	410	250			10 P/kWh
15	IRRIGATION PUMPING & AGRICULTURE	30	100	250			10 P/kWh
16	ALLIED AGRICULTURAL ACTIVITIES	30	110	250			10 P/kWh
17	ALLIED AGRO-INDUSTRIAL ACTIVITIES	50	390	250			DPS/Rebate
18	SPECIFIED PUBLIC PURPOSE	250	As indicated in the notes below	250			DPS/Rebate
19	GENERAL PURPOSE >70KVA & <110 KVA	250		250			10 P/kWh
20	H. T. INDUSTRIAL (M) SUPPLY	150		250			DPS/Rebate
21	GENERAL PURPOSE >=110KVA	250		250			DPS/Rebate
22	PUBLIC WATER WORKS & SWERAGE PUMPING	250		250			10 P/kWh
23	LARGE INDUSTRY	250		250			DPS/Rebate
24	POWER INTENSIVE INDUSTRY	250		250			DPS/Rebate
25	MINI STEEL PLANT	250		250			DPS/Rebate
26	RAILWAY TRACTION	250		250			DPS/Rebate
27	EMERGENCY SUPPLY TO CGP	0	700	250			DPS/Rebate
28	COLONY CONSUMPTION	0	450	0			DPS/Rebate

Electricity Tariff & Duty and Average rates of electricity supply in India

	EHT CATEGORY				
29	GENERAL PURPOSE	250	As indicated in the notes below	700	DPS/Rebate
30	LARGE INDUSTRY	250		700	DPS/Rebate
31	RAILWAY TRACTION	250		700	DPS/Rebate
32	HEAVY INDUSTRY	250		700	DPS/Rebate
33	POWER INTENSIVE INDUSTRY	250		700	DPS/Rebate
34	MINI STEEL PLANT	250		700	DPS/Rebate
35	EMERGENCY SUPPLY TO CGP	0	695	700	DPS/Rebate
36	COLONY CONSUMPTION	0	440	0	DPS/Rebate
Note:	Energy Charges for HT consumers				
	With Load Factor	<=60%		505	
	With Load Factor	>60%		400	
	Energy Charges for EHT consumers				
	With Load Factor	<=60%		500	
	With Load Factor	>60%		395	
	Power Factor penalty for HT & EHT consumers				
0.5%	on the monthly demand charges and energy charges for every 1% fall in pf from 92% upto and including 70% plus				
1%	on the monthly demand charges and energy charges for every 1% fall in pf below 70% upto and including 30% plus				
2%	on the monthly demand charges and energy charges for every 1% fall in pf below 30%				
	Assumed Power Factor				92%

Reference: Central Electricity Supply Utility of Orissa Letter No. CESU/MIS/25868(3) dated 17.09.2014

ELECTRICITY TARIFF IN PUDUCHERRY w.e.f. 01.04.2014

Consumer Category	Category of Service	Fixed / Demand Charge	Service Charge	Energy Charge (P/kWh)	Minimum Charge
A	LOW TENSION SUPPLY (Load shall not exceed 4 kW for 1 phase & 130 HP or 97 kW for 3 phase)				
1	Domestic Purposes (A2)				
	0 - 100 units/month	30 Rs/month		105	
	101 - 200 units/month	30 Rs/month		160	
	201 - 300 units/month	30 Rs/month		310	
	Above 300 units/month	30 Rs/month		385	
2	Hut Services (A3) -bonafide hut services with only two numbers of 40 W Florescent Tube lights	25 Rs/Month			
3	Commercial (A1)				
	0 - 100 units/month	70 Rs/month		385	
	101 - 250 units/month	70 Rs/month		455	
	Above 250 units/month	70 Rs/month		500	
4	Agricultural Services (D) - Connected load 3 HP & above (Agriculture / Cottage Industries etc.)				
4.1	Agriculture (D1)				
	i) Small Farmers (Total holding upto 2.5 acres of wet land or 5 acre of dry land)	8 Rs/HP/month			
	ii) Other Farmers	25 Rs/HP/month	225 Rs./Annum		
Note:	Load below 3 HP charged under Tariff category A1				
4.2	Cottage Industries / Horticulture/ Poultry Farms / Pisciculture (D2) Tariff rates as applicable in case of Domestic Consumers				
5	Public Lighting	50 Rs/Pole/month		440	
6	Industrial				
	LT Industrial (C) - LT industrial consumers including lighting in the industrial services and Water Tanks included premises maintained by State Govt Departments/Undertakings and Local Bodies.				
	All units	80 Rs/month		450	
	LT Supply Limit for all LT Categories				
	For single phase connection, the load shall not exceed 4kW and for 3 phase connection, the load shall not exceed 130 HP or 97 kW.				
B	HIGH TENSION SUPPLY (supply voltage @ 11kV or 22kV, 33kV for CD upto 5000 kVA & 110kV or 132kV for CD beyond 5000 kVA)				
7	High Tension (HT) - I				
	a) Industrial establishments, IT and ITES based Companies with Contracted Maximum Demand upto 5000 KVA				
	All Units	220 Rs/KVA/Month		470	
	b) Commercial establishments with Contracted Maximum Demand upto 5000 KVA				
	All Units	220 Rs/KVA/Month		470	
8	High Tension (HT) - II (For State & Central Govt. Establishments)	220 Rs/KVA/Month		480	
9	High Tension (HT) - III (For all types of Industries at 110 KV or 132 KV)	240 Rs/KVA/Month		470	
C	Temporary Supply				
10	(a) Lights or combined installation of lights and fans, Motive Power, Heating and others			900	200 Rs./connection/ Month
	(b) Special Illumination			900	500 Rs./connection/ Month
	(c) Construction and testing purpose for load exceeding 130 HP or 97 KW			900	500 Rs./connection/ Month
D	Hoardings/ Signboards	100 Rs/KVA/Month		700	
	Time of Day (TOD) tariff (Optional)				
	Time of use	Demand Charges	Energy Charges		
	Normal Period (0600 Hrs - 1800 Hrs)	Normal Rate	Normal Rate of energy charges		
	Evening peak load period (1800 Hrs - 2200 Hrs)	Normal Rate	120% of normal Rate of energy charges		
	Off-peak load period (2200 Hrs - 0600 hrs)	Normal Rate	90% Of normal Rate of energy charges		
	Power Factor Incentive				
0.5%	Rebate on energy and demand charges for each 1% increase in power factor above 95%				
Assumed Power factor	90%				

Reference : Joint Electricity Regulatory Commission letter No. 16/29/2013-JERC/123 dated 25.04.2014

ELECTRICITY TARIFF IN PUNJAB w.e.f. 01.04.2014

Sl. No.	Category of Service	Demand/Fixed Charge	Energy Charge (P/kWh)	Monthly Minimum Charge
A	PERMANENT SUPPLY			
1A	DOMESTIC SUPPLY (for loads upto 100 kW)			
	a) Upto 100 kWh/Month		456	52 Rs./KW for loads upto 100 KW
	b) 101 to300 kWh/Month		614	
	c) Above 300 kWh/Month		656	
1B	DOMESTIC SUPPLY (for loads exceeding 100 kW)			
	a) Upto 100 kWh/Month		420	47 Rs./KVA for loads exceeding 100 KW
	b) 101 to300 kWh/Month		565	
	c) Above 300 kWh/Month		604	
	Domestic consumers belonging to SC category & Non-SC BPL category with connected load upto 1000 watts will be given 200 units free power per month in view of GoP subsidy.			
2A	NON-RESIDENTIAL (for loads upto 100 kW)			
	a) Upto 100 kWh/Month		657	190 Rs./KW for loads upto 100 KW
	b) Above 100 kWh/Month		671	
2B	NON-RESIDENTIAL (for loads exceeding 100 kW)			
	a) Upto 100 kVAh/Month		604	171 Rs./KVA for loads exceeding 100 KW
	b) Above 100 kVAh/Month		617	
3	PUBLIC LIGHTING		669	As per 8 Hours/ Day
4	AGRICULTURAL PUMPSETS			
	i) Without GoP Subsidy (Metered)		456	or Rs./BHP/Month 332
	ii) With Govt. Subsidy		Nil	
5	AP High - Technology		456	
6	Compost Plants/ Solid Waste Management		456	
	Plants for Municipalities/ Urban Local Bodies			
7	INDUSTRIAL SUPPLY			
	a) Small Power (SP)		585	157 Rs./KW
	b) Medium Supply (MS)		587	209 Rs./KW or 188/kVA
	c) Large Supply (LS)			
	i) General Industry		614	188 Rs./KVA
	ii) PIU		633	491 Rs./KVA
	iii) Arc Furnace		633	491 Rs./KVA
8	BULK SUPPLY (including MES)			
	HT		609	307 Rs./KVA
	LT		635	

Electricity Tariff & Duty and Average rates of electricity supply in India

9	RAILWAY TRACTION		651	314	Rs./KVA
B	Seasonal Industry: Cotton ginning,pressing and bailing plant,rice shellers/hullers mills, kinnow grading and waxing centres, rice bran stabilization units (without T.G. sets) (SP,MS,LS)				
	a) During season (1st Sept. to 31st May next year & for rice shellers/ huller mills shall be from 1st October to 30th next year)				
	SP		585	574	Rs./KW
	MS		587	574	Rs./KW or 518Rs/kVA
	LS		614	518	Rs./KVA
	b) Off season				
	SP		690		NA
	MS		731		NA
	LS		740		NA
C	Ice Factory & Ice Candies and Cold storage				
	a) April to July				
	SP		585	782	Rs./KW
	MS		587	782	Rs./KW or 704Rs/kVA
	LS		614	704	Rs./KVA
	b) August to March next year				
	SP		585	157	Rs./KW
	MS		587	157	Rs./KW or 140Rs/kVA
	LS		614	140	Rs./KVA
D	GOLDEN TEMPLE,AMRITSAR AND DURGIANA TEMPLE,AMRITSAR				
	(a) First 2000 kWh/Month		Free		NA
	(b) Beyond 2000 kWh/Month		532		NA
E	TEMPORARY SUPPLY				
	i) Domestic (for loads upto 100kW)		1139	965	Rs. Or 192 Rs/KW whichever is higher
	for loads exceeding 100kW		1048	965	Rs. Or 173 Rs/kVA whichever is higher
	ii) NRS (for loads upto 100kW)		1139	1932	Rs. Or 484 Rs/KW whichever is higher
	for loads exceeding 100kW		1048	1932	Rs. Or 436 Rs/KW whichever is higher
	iii) Industrial (SP,MS & LS)	Relevant Industrial Tariff as per A (7) above		774	Rs/KW of sanctioned load for SP
		for permanent supply + 100%		774	Rs/KW or 697/kVA of sanctioned load
					for MS
				697	Rs./KVA for LS
	iv) Wheat thresher	----do----			----do----
	v) Fairs,Exhibitions & Melas,congregations	Bulk supply tariff as at A (8) +50 %		7730	Rs.per service
	vi) Touring Cinemas				
	a) Lights & fans		1139	1932	Rs. OR
	b) Motive load	Rate for Industrial permanent supply as at A (7) + 100%		484	Rs/KW Or 436/kVA of sanctioned load whichever is higher
	Assumed Power Factor	90%			

Reference : Punjab State Power Corporation Limited Memo No. 243 dated 04.05.2015

ELECTRICITY TARIFF IN RAJASTHAN w.e.f. 01.02.2015

Category	Category of Service	Demand/Fixed Charge	Energy Charge	Minimum charge
DS/LT - 1	DOMESTIC SERVICE			
	(i) BPL Consumers upto 50 units	90 Rs./Month	325 Paise/kWh	
	(ii) Small Domestic			
	Upto 50 kWh/Month	90 Rs./Month	350 Paise/kWh	
	(iii) General Domestic (above 50 kWh/Month)			
	0 - 50 kWh/Month	180 Rs./Month	350 Paise/kWh	
	51 - 150 kWh/Month		545 Paise/kWh	
	151 - 300 kWh/Month	200 Rs./Month	570 Paise/kWh	
301 - 500 kWh/Month	240 Rs./Month	600 Paise/kWh		
Above 500 kWh/Month	260 Rs./Month	640 Paise/kWh		
10.00%	Rebate in Energy Charge for Domestic Consumers in Rural Areas shall be allowed. But where more than block hours supply of electricity is provided, 10% rebate in energy charges shall not be available.			
NDS/LT - 2	NON-DOMESTIC SERVICE			
	(i) Sanctioned connected load upto 5 KW			
	0 - 100 kWh/Month	210 Rs./Month	675 Paise/kWh	
	101 - 200 kWh/Month		715 Paise/kWh	
	200 - 500 kWh/Month	250 Rs./Month	745 Paise/kWh	
	500 kWh/Month	300 Rs./Month	785 Paise/kWh	
	(ii) Sanctioned connected load above 5 KW but maximum demand upto 50 KVA			
	0 - 100 kWh/Month	85 Rs./Month/KW of sanctioned connected load	675 Paise/kWh	
	101 - 200 kWh/Month		715 Paise/kWh	
	200 - 500 kWh/Month		745 Paise/kWh	
500 kWh/Month	95 Rs./Month/KW of sanctioned connected load or 170 Rs./Month/KVA of billing demand (if scl is more than 18.65 KW)	785 Paise/kWh		
PSL/LT - 3	PUBLIC STREET LIGHTING			
	(i) In Panchayats/Municipal areas having population below 1-Lakh	75 Rs./Month (Maximum Rs. 750/Connection)	585 Paise/kWh	
	(ii) In Municipal areas having population of 1-Lakh and above	95 Rs./Month (Maximum Rs. 1900/Connection)	630 Paise/kWh	
AG/LT - 4	AGRICULTURE			
AG/MS/LT-4	(A) Metered Supply			
	(i) General category (getting supply block hours)	15 Rs./HP /Month (Max. Rs 250/month /consumer)	450 Paise/kWh	
	(ii) All others not covered under (i) above and getting more than block hours supply)	30 Rs./HP /Month (Max. Rs 500/month /consumer)	570 Paise/kWh	
AG/FR/LT-4	(B) Flat Rate Supply			
	(i) General category (getting supply in block hours)	15 Rs./HP/Month (Max. Rs 250/month /consumer)	600 Rs /HP/month	
	(ii) All others not covered under (i) above and getting more than block hours supply)	30 Rs./HP/Month (Max. Rs 500/month /consumer)	720 Rs /HP/month	
SP/LT - 5	SMALL INDUSTRIAL SERVICE			
	For Connected Laod upto 5 KW			
	Upto 500 units/month	60 Rs./HP/Month of sanctioned connected load	535 Paise/kWh	
	Above 500 units/month		575 Paise/kWh	
	For Connected Load above 5 KW but not exceeding 18.65 KW (25 HP)			
Upto 500 units/month	60 Rs./HP/Month of sanctioned connected load	535 Paise/kWh		
Above 500 units/month		575 Paise/kWh		

Electricity Tariff & Duty and Average rates of electricity supply in India

MP/ LT - 6	MEDIUM INDUSTRIAL SERVICE					
	Connected Load above 25 HP/18.65 KW but not exceeding 150 HP/112 KW of sanctioned connected load &/or maximum demand of 50 KVA	70	Rs./HP/Month of sanctioned connected load or Rs 150/kVA of billing demand per month	625	Paise/ kWh	
ML/ LT- 7	BULK SUPPLY FOR MIXED LOAD					
	For Connected Load upto 5 KW	70	Rs./HP/Month of sanctioned connected load or	625	Paise/ kWh	
	For Connected Load above 5 KW but maximum demand upto 50 KVA	150	Rs./KVA of billing demand per month			
HIGH TENSION						
DS/HT-1	DOMESTIC SERVICE	170	Rs./KVA/Month of billing demand.	550	Paise/ kWh	
10%	Rebate in Energy Charge for Domestic Consumers in Rural Areas shall be allowed. But where more than 8 hours supply of electricity is provided, 10% rebate in energy charges shall not be available.					
NDS/ HT-2	NON-DOMESTIC SERVICE	170	Rs./KVA/Month of billing demand.	745	Paise/ kWh	
MP/ HT-3	MEDIUM INDUSTRIAL SERVICE (11 kV)	150	Rs./KVA/Month of billing demand.	625	Paise/ kWh	
ML/ HT-4	BULK SUPPLY FOR MIXED LOAD	150	Rs./KVA/Month of billing demand.	625	Paise/ kWh	
LP/HT - 5	LARGE INDUSTRIAL SERVICE INCLUDING RAILWAY TRACTION					
	For sanctioned load above 150 HP or CD above 125 KVA	170	Rs./KVA/Month of billing demand.	650	Paise/ kWh	
REBATE FOR SUPPLY AT HIGHER VOLTAGE (Base Voltage-11 kV) IN CASE OF HT TARIFF						
3.00%	Rebate on the billed amount for the month if consumer takes supply at 33 KV					
4.00%	Rebate on the billed amount for the month if consumer takes supply at 132 KV					
5.00%	Rebate on the billed amount for the month if consumer takes supply at 220 KV					
2.00%	Delayed payment surcharge on unpaid dues in case of all categories of consumers except Large Industrial Service (Schedule LP/HT-5) and Temporary supply					
0.1%	per day till unpaid amount of the bill is paid in full as Late Payment Surcharge on unpaid dues in case of Large Industrial Service (Schedule LP/HT-5)					
3.00%	shall be added to the recorded energy consumption and demand, to cover transformation losses for HT consumers if metering is done on low voltage side					
7.50%	rebate on the billed amount for LT consumers if supply is provided at HT and metering is done on high voltage side					
For all HT consumers if demand is more than 105% of contract demand, an extra charge applicable equal to the same percentage of fixed and energy charges(excluding the Electricity Duty and other Charges, if any) by which percentage the excess demand has actually been caused.						
POWER FACTOR INCENTIVE / SURCHARGE						
1%	incentive on energy charges shall be provided if average power factor is above 95% for each 1% improvement above 95%					
1%	surcharge on energy charges shall be charged if average power factor falls below 90% for every 1% fall in average power factor below 90%					
STANDARD PRESCRIBED VOLTAGES FOR HT CONSUMERS						
Contract Demand		Voltage of Supply				
Upto 1500 KVA		11 KV				
Above 1500 KVA upto 5000 KVA		33 KV				
5000 KVA & above		132 KV or 220 KV				
ASSUMED POWER FACTOR		90%				

Reference : Jodhpur Vidyut Vitran Nigam Ltd. Letter No.: Jd.VVNL/MD/CE(HQ)/SE-RA-Comml/D 1304 dated 02.08.2013

Ajmer Vidyut Vitran Nigam Limited letter No. AVVNL/CE@/XEN-I/F./2014/D 6647 dated 06.01.2015

Jaipur Vidyut Vitran Nigam Limited's letter No. JPD/SE@/XEN-(C-I)/F.41(124)/D 1214 dated 01.10.2014

ELECTRICITY TARIFF IN SIKKIM w.e.f. 01.04.2014

Category No.	Category of Service	Fixed/Demand Charge	Energy Charge	Minimum Charge
I (DS)	DOMESTIC SUPPLY			
	Upto 50 KWh/Month		110 Paise/KWh	40 Rs./Month for single phase supply
	51 to 100 KWh/Month		225 Paise/KWh	200 Rs./Month for three phase supply
	101 to 200 KWh/Month		345 Paise/KWh	
	201 to 400 KWh/Month		415 Paise/KWh	
	Consumption exceeding 400 KWh/Month		440 Paise/KWh	
	Free supply of electricity for consumption up to 50 units applicable to all the domestic consumers in rural areas as per clause 1 of Govt. Notification No. 33/P/GEN/097/PART-V dated 29/11/2003.			
II (CS)	COMMERCIAL SUPPLY			
	Upto 50 KWh/Month		315 Paise/KWh	200 Rs./Month for single phase supply
	51 to 200 KWh/Month		490 Paise/KWh	500 Rs./Month for three phase supply
	201 to 400 KWh/Month		515 Paise/KWh	
	Consumption exceeding 400 KWh/Month		540 Paise/KWh	
	Demand Charge: For those establishments whose sanctioned load is more than 25 KVA & does not have independent transformer but run their unit through shared transformers.	60 Rs./KVA/Month Plus energy charges as shown above for Rural Areas		
	100 Rs./KVA/Month Plus energy charges as shown above for Urban Areas			
III (LTIS)	LT INDUSTRIAL SUPPLY (LOAD NOT EXCEEDING 25 KVA)			
	a) Rural			
	Upto 500 KWh/Month		235 Paise/KWh	60 Rs./KVA/Month
	501 to 1000 KWh/Month		420 Paise/KWh	
	Consumption exceeding 1000 KWh/Month		545 Paise/KWh	
	b) Urban			
	Upto 500 KWh/Month		480 Paise/KWh	100 Rs./KVA/Month
	501 to 1000 KWh/Month		550 Paise/KWh	
	Consumption exceeding 1000 KWh/Month		620 Paise/KWh	
	Demand Charge: For those establishments whose sanctioned load is more than 25 KVA & does not have independent transformer but run their unit through shared transformers.	60 Rs./KVA/Month Plus energy charges as shown above for Rural Areas		
100 Rs./KVA/Month Plus energy charges as shown above for Urban Areas				
IV (HTS)	HIGH TENSION SUPPLY (above 3.3 KV, three-phase)			
	Upto 100 KVA	150 Rs./KVA/Month	300 Paise/KWh	Demand charges
	101 KVA to 250 KVA	200 Rs./KVA/Month	348 Paise/KWh	
	251 KVA to 500 KVA	230 Rs./KVA/Month	396 Paise/KWh	
	Above 500 KVA	450 Rs./KVA/Month	410 Paise/KWh	
V (BS)	BULK SUPPLY (NON COMMERCIAL SUPPLY)			
	i) LT (430/230 Volts) - all consumptions		540 Paise/KWh	150 Rs./Month/KVA of sanctioned load
	ii) HT (11 KV or 66 KV) - all consumptions		560 Paise/KWh	140 Rs./Month/KVA of sanctioned load
VI	SUPPLY TO ARMY PENSIONERS	Domestic Supply rate is applicable		As per Domestic Supply Category
	i) Upto 100 KWh/Month	To be billed to Secretary, Rajya Sainik Board		
	ii) 101 and above	To be billed to the consumer		
VII	SUPPLY TO BLIND	Domestic Supply rate is applicable		As per Domestic Supply Category
	i) Upto 100 KWh/Month	To be billed to Secretary, Rajya Sainik Board		
	ii) 101 and above	To be billed to the consumer		

Electricity Tariff & Duty and Average rates of electricity supply in India

VIII (PW)	SUPPLY TO THE PLACES OF WORSHIP	Domestic rate is applicable		As per Domestic Supply Category	
	i) Having 3 Light points				
	a) Upto 100 KWh/Month	To be billed to Secretary, Ecclesiastical Department and to be submitted to the head of Office of the Department in the District.			
	b) Above 101 KWh/Month	To be billed to Head of the Place of worship			
	ii) Having 4 to 6 Light points				
	a) Upto 150 KWh/Month	To be billed to Secretary, Ecclesiastical Department and to be submitted to the head of Office of the Department in the District.			
	b) Above 151 KWh/Month	To be billed to Head of the Place of worship			
	iii) Having 7 to 12 Light points				
	a) Upto 300 KWh/Month	To be billed to Secretary, Ecclesiastical Department and to be submitted to the head of Office of the Department in the District.			
	b) Above 301 KWh/Month	To be billed to Head of the Place of worship			
	iv) Having 13 and more Light points				
	a) Upto 500 KWh/Month	To be billed to Secretary, Ecclesiastical Department and to be submitted to the head of Office of the Department in the District.			
	b) Above 501 KWh/Month	To be billed to Head of the Place of worship			
IX	PUBLIC LIGHTING				
	RURAL AREAS		250	Paise/KWh	
	URBAN AREAS		460	Paise/KWh	
X	TEMPORARY SUPPLY	Twice the Tariff under schedule DS/CS/LTIS/HT for corresponding permanent supply.			
5%	Rebate shall be allowed for timely payment of the bill in case of categories Domestic, Commercial, LTIS and				
2%	on categories HTS and Bulk Supply.				
10%	Annual surcharge shall be applicable on categories Domestic, Commercial, LT Industrial and				
15%	on categories HTS and Bulk supply				
	ASSUMED POWER FACTOR	85%			

Reference : Sikkim State Electricity Regulatory Commission letter No.616/SSERC/2013-14/122 dated 25/04/2014.

ELECTRICITY TARIFF IN TAMIL NADU w.e.f. 12.12.2014

		(Subsidized rate payable by the consumer)		
Category No.	Category of Service	Demand / Fixed Charge	Energy Charge (Paise/kWh)	Minimum Charge
I	HIGH TENSION SUPPLY			
I - A	Industries, Registered Factories, Textiles, Tea estates etc.	350 Rs./KVA/month	635	
I - B	Railway Traction	300 Rs./KVA/month	635	
II - A	Government Educational Institutions, Govt. Hospitals, Water Supply etc. Places of Worship	350 Rs./KVA/month	635	
II - B	Private Educational Institutions & Hostels	350 Rs./KVA/month	635	
III	Commercial and other categories, Private Communication providers, Cinema Studios and Cinema Theatres	350 Rs./KVA/month	800	
IV	Lift Irrigation Co-op Societies	Nil	0	
V	Temporary Supply for construction & other purposes	350 Rs./KVA/month	1100	
II	LOW TENSION SUPPLY			
I - A	Domestic, Handloom, Nutrition Centres etc.			
	Consumption range upto 50 units per month			
	0 to 50 Units	10 Rs/month	100	0
	Consumption range 51 to 100 units per month			
	0 to 100 Units	10 Rs/month	150	0
	Consumption range 101 to 250 units per month			
	0 to 100 Units	15 Rs/month	200	0
	101 to 250 Units	15 Rs/month	300	0
	Consumption range 251 & above units per month			
	0 - 100 units	25 Rs/month	350	0
	101 to 250 units	25 Rs/month	460	0
	Above 251 Units	25 Rs/month	660	0
	Hand Loom Weavers 0 - 100 units bi-monthly	0 Rs/month	0	
Above 100 units bi-monthly, credit of Rs 100 for two months will be given from the original bill				
I - B	Huts in village panchayats, TAHDCO: Metered	0	0	0
	TII meters are fixed	0	0	0
I - C	LT Bulk supply, Railway Colonies, Defence colonies etc.	60 Rs/KW/month	460	0
II - A	Public Lighting, Water Supply, Sewer	60 Rs/KW/month	635	0
	Village / Town Panchayats	60 Rs/KW/month	635	0
	Municipality / Corporations	60 Rs/KW/month	635	0
II - B (1)	Government & Aided Educational Institutions, Govt. Hospitals etc.	60 Rs/KW/month	575	0
II - B (2)	Private Educational Institutions & Hostels	60 Rs/KW/month	750	0
II - C	Places of Public Worship, Mutts			
	0 - 60 units	60 Rs/KW/month	285	0
	Above 60 units	60 Rs/KW/month	575	0

Electricity Tariff & Duty and Average rates of electricity supply in India

III - A (1)	Cottage, Tiny Industries (Upto 10 HP)					
	Upto 250 Units	20	Rs/KW/month	400	0	
	Above 250 Units	20	Rs/KW/month	460	0	
III - A (2)	Power Looms (upto 10 HP) incl. Winding etc.					
	Upto 250 Units	0	Rs/KW/month	0	0	
	251 - 500 units	35	Rs/KW/month	230	0	
	501 - 750 units	35	Rs/KW/month	345	0	
	Above 750 Units	35	Rs/KW/month	460	0	
III - B	Industries (above 10 HP)	35	Rs/KW/month	635	0	
IV	Agriculture & Govt. Seed Farms & SFS: Metered	0		0	0	
	Till Meters are fixed	0		0	0	
V	Commercial & others (including construction for residential buildings), cinema theatres, cinema studios, private communication providers					
	0 to 50 Units	70	Rs/KW/month	500	0	
		70	Rs/KW/month	805	0	
VI	Temporary Supply					
	Temporary activities such as construction of commercial complexes/ residential building/	345	Rs/KW/month	1200	0	
	complexes of more than 2000 square feet					
	Lavish illuminations	0		1050	0	
	Any High Tension Supply involving a sanctioned demand 5000 KVA and above shall be given supply at 33 KV and above.					
	In case of existing High Tension Consumers with sanctioned demand above 5000 KVA but availing supply at below 33 KV, extra levy over & above the normal tariff, for the entire energy consumed in Paise/kWh			10		
	Power Factor compensation for High Tension Consumers					
	Below 0.90 and upto 0.85	1.0%	of the current consumption charge for every reduction of 0.01 in pf from 0.90			
	Bepow 0.85 to 0.75	1.5%	of the current consumption charge for every reduction of 0.01 in pf from 0.90			
	Below 0.75	2.0%	of the current consumption charge for every reduction of 0.01 in pf from 0.90			
Power Factor compensation for Low Tension Consumers (for categories III-B & V only)						
Below 0.85 and upto 0.75	1.0%	of the current consumption charge for every reduction of 0.01 in pf from 0.85				
Below 0.75	1.5%	of the current consumption charge for every reduction of 0.01 in pf from 0.85				
ASSUMED POWER FACTOR			90%			

Reference : Tamil Nadu Generation & distribution Corporation Limited (Accounts Branch) Letter No. CFC/Reg.Cell/SE/M/RC/FC/EE/F.CEA/D.No:34/15 dated 29.01.2015

ELECTRICITY TARIFF IN TRIPURA w.e.f. 01.04.2014

Category No.	Category of Service	Fixed Charge (Rs./Month)	Energy Charge (Paise/kWh) (After Govt. subsidy)
A	Kutir Jyoti connection (upto 16 kWh/month)	58 Rs/Month	
B	DOMESTIC		
	Domestic Rural (0 to 50 kWh/Month)	15 Rs/Month	334
	Domestic Urban		
	0 to 50 kWh/Month	25 Rs/Month	417
	51 to 150 kWh/Month	40 Rs/Month	546
	151 to 300 kWh/Month	50 Rs/Month	616
	Above 300 kWh/Month	50 Rs/Month	720
	Above 3 KW (Three phase) - All units	50 Rs/KW/Month	705
C	COMMERCIAL		
	Small Commercial/ Pan Shop (0 to 50 kWh/Month)	25 Rs/Month	531
	0 to 150 kWh/Month	45 Rs/Month	618
	Above 150 kWh/Month	60 Rs/Month	725
	Semi Commercial - All Units	50 Rs/Month	715
	Above 3 KW (Three phase) - All units	50 Rs/KW/Month	735
	Group Consumer (Three phase) - All Units	50 Rs/KW/Month	738
D	MOBILE TOWER		
	All Units	125 Rs/KW/Month	734
E	IRRIGATION		
	Load upto 5 HP - All Units	30 Rs/KW/Month	355
	Load above 5 HP - All Units	60 Rs/KW/Month	455
F	WATER WORKS - All units	40 Rs/KW/Month	525
G	INDUSTRIES		
	Upto 5 HP (E-R/5) - All Units	25 Rs/KW/Month	583
	Upto 5 HP (E-U/5) - All Units	30 Rs/KW/Month	626
	Above 5 - 20 HP - All Units	45 Rs/KW/Month	710
	Above 20 - 100 HP - All Units	60 Rs/KW/Month	724
	Above 100 HP - All Units	75 Rs/KW/Month	725
H	TEA, COFFEE & RUBBER GARDEN - All Units	75 Rs/KW/Month	720
I	BULK SUPPLY - All Units	75 Rs/KW/Month	733
J	PUBLIC LIGHTING		
	a) Public Lighting (Panchayat) - All Units	30 Rs/KW/Month	498
	b) Public Utility (Nagar Panchayat / Municipal Area) - All Units	60 Rs/KW/Month	606

Electricity Tariff & Duty and Average rates of electricity supply in India

K	SPECIAL PUBLIC UTILITY		
	a) Special Public Utility (Crematorium)- All Units	45 Rs/KW/Month	470
	b) Special Public Utility (Emergency water pumping, Drainage etc.)-All Units	45 Rs/KW/Month	470
2%	Rebate on the total billing amount will be allowed to the consumer for prompt payment made on or before due date.		
2%	Surcharge per month or part thereof shall be levied, if payment is made in after the due date.		
TOD Tariff			
	From	To	Period Energy Charge
	5.00 A.M	5.00 P.M	Normal Normal rate
	5.00 P.M	11.00 P.M	Peak 140% of the normal rate
	11.00 P.M	5.00 A.M	Off-peak 60% of the normal rate
ASSUMED POWER FACTOR			85%

Reference: TERC Tariff Order dated 31/012/2014

ELECTRICITY TARIFF IN UTTARAKHAND w.e.f. 01.04.2014

Schedule	Category of Service	Demand Charge	Energy Charge	Additional Surcharge #	Rebate #
RTS-1	DOMESTIC				
	Unmetered Supply (Rural)			4 Rs/connection/month	
	1) Hilly Areas*	140 Rs./Month			
	2) Other Areas	310 Rs./Month			
	* Hill areas for this purpose shall be district Pithoragarh, Almora, Bageshwar, Chamoli, Uttarkashi, Tehri, whole tract of Rudraprayag. Apart from above, Chakarata and Mussoorie tehsil of Dehradun				
	district, Nainital tehsil of Nainital district, part of Ram Nagar tehsil after leaving remaining regularised region of Ram Nagar, part of Tanakpur municipality limit after leaving remaining part of Champawat				
	district and part of Kotdwar municipal limit after leaving remaining part of Pauri district are also included.				
	Metered Supply				
	1) Domestic				
	1.1) Life line consumers - Below Poverty Line and Kutir Jyoti having load upto 1 KW and consumption upto 30 kWh/Month	7 Rs./Month	150 Paise/kWh	2 Rs/connection/month	
	1.2) Other Domestic Consumers				
	0-100 units/month	35 Rs./Month for load upto 4 kW	230 Paise/kWh	4 Rs/connection/month	
	101-200 units/month	90 Rs./Month for load above 4 kW	270 Paise/kWh	8 Rs/connection/month	
	201-400 units/month		335 Paise/kWh		
Above 400 units/month		350 Paise/kWh			
2) Single Point Bulk Supply	35 Rs./KW/Month	315 Paise/kWh	4 Rs/kW/month		
RTS-1 A	Snowbound: Domestic and Non-Domestic consumers in snowbound areas (All other conditions same as those in RTS-1 unhold)				
1) Domestic	7 Rs./Month	150 Paise/kWh			
2) Non-domestic upto 1 KW			2 Rs/connection/month		
3) Non-domestic more than 1 KW & upto 4 KW		215 Paise/kWh			
4) Non-domestic more than 4 KW	14 Rs./Month	325 Paise/kWh			
RTS-2	NON-DOMESTIC				
1.1 Government/Government aided Educational Institutions, Government/Municipal Hospitals and Charitable Institutions					
(a) Upto 25 KW	35 Rs./KW/Month	385 Paise/kWh			
(b) Above 25 KW	35 Rs./kVA/Month	345 Paise/kVAh			
1.2. Other Non-Domestic Users					
(a) Load upto 4 kW & consumption upto 50 units/month	35 Rs./KW/Month	400 Paise/kWh			
(b) Upto 25 KW	35 Rs./KW/Month	455 Paise/kWh			
(c) Above 25 KW	35 Rs./kVA/Month	455 Paise/kVAh			
1.3. Single Point Bulk Supply**					
For loads above 75 kW for shopping complexes/multiplexe/malls					
35 Rs./kVA/Month		445 Paise/kVAh			
RTS-3	PUBLIC LAMPS				
Unmetered Supply (Rural Areas)					
	175 Rs./100 Watt Lamp or part thereof/month as fixed charge PLUS	NIL			
	70 Rs./ Month for every additional 50 Watt or part thereof		0.08 Rs/kWh		
Metered Supply					
	30 Rs./KW/Month	410 Paise/kWh			
RTS-4	PRIVATE TUBE WELLS / PUMPING SETS				
Unmetered Supply					
	180 Rs./BHP/Month PLUS	NIL			
	20 Rs./Month for lighting load of not more than two lamps not exceeding 60 W each.		6 Rs/BHP/month		
Metered Supply@					
	Nil	110 Paise/kWh			
@ Minimum Consumption Guarantee (MCG): 70 units / BHP / Month & 840 Units /BHP / Annum					
RTS-5	GOVERNMENT IRRIGATION SYSTEM				
1. Govt. Irrigation system upto 75 KW (100BHP)	30 Rs./KW/Month	410 Paise/kWh	0.08 Rs/kWh		
2. Govt. Irrigation system above 75 KW (100BHP)	30 Rs./KVA/Month	395 Paise/kVAh	0.07 kVAh		
RTS-6	PUBLIC WATER WORKS				
	30 Rs./KVA/Month	400 Paise/kVAh	0.14 kVAh		

Electricity Tariff & Duty and Average rates of electricity supply in India

RTS-7	LT & HT INDUSTRY							
	1. LT Industry having contracted load upto 75 KW (100 BHP)	100	Rs./KW/Month of contracted load	375	Paise/kWh	2	LT Industry	
	1.1 Contracted load upto 25 KW	100	Rs./kVA/Month of contracted load	340	Paise/kVAh	2	Rs/kW/month Rs/kVA/month	
	1.2 Contracted load more than 25 KW							
	2. HT Industry having contracted load above 88 KVA / 75 KW (100 BHP)						HT Industry	
	2.1 Contracted load upto 1000 KVA	210	Rs./KVA/Month of billable demand	305	Paise/kVAh	8	Rs/kVA/month of billable demand	
	LF upto 33%			330	Paise/kVAh			
	LF above 33% and upto 50%			360	Paise/kVAh			
	LF above 50%							
	2.2 Contracted load more than 1000 KVA	270	Rs./KVA/Month of billable demand	305	Paise/kVAh			
	LF upto 33%			330	Paise/kVAh			
	LF above 33% and upto 50%			360	Paise/kVAh			
	LF above 50%							
	Minimum Consumption Guarantee Charge (MCG) leviable in addition to fixed/demand charge if energy charge during a month is less than MCG at the following rates.							
	Contracted load upto 25 KW	60	kWh/kW of contracted load/month or 720 kWh/kW of contracted load/annum					
	Contracted load more than 25 KW	60	kVAh/kW of contracted load/month or 720 kVAh/kVA of contracted load/annum					
	Contracted load upto 1000 KVA	110	kVAh/kVA of contracted load/month or 1320 kVAh/kVA of contracted load/annum					
	Contracted load more than 1000 KVA							
	The rates of TOD rebate/surcharge (Paise/kVAh) for energy charges for LT Industry (with load above 25 KW) and HT Industry shall be as follows:-							
			Normal hours	Evening peak hours	Off-peak hours			
	Season / Time of day	Morning peak hours						
	Winter	0600-930 hrs	0930-1730 hrs	1730-2200 hrs	2200-0600 hrs			
01.10 to 31.03	Summer	--	0700-1800 hrs	1800-2300 hrs	2300-0700 hrs			
01.04 to 30.09	Fot LT Industry	510 P/kVAh	340 P/kVAh	510 P/kVAh	306 P/kVAh			
	Fot HT Industry							
	LF < 33%	540 P/kVAh	305 P/kVAh	540 P/kVAh	275 P/kVAh			
	LF > 33% & < 50%	540 P/kVAh	330 P/kVAh	540 P/kVAh	297 P/kVAh			
	LF > 50%	540 P/kVAh	360 P/kVAh	540 P/kVAh	324 P/kVAh			
RTS-8	MIXED LOAD (Bulk Supply for more than 75 KW)	40	Rs./KW/Month		380	Paise/kWh		
RTS-9	RAILWAY TRACTION	190	Rs./KVA/Month		325	Paise/kVAh		
RTS-10	TEMPORARY SUPPLY							
	(A) Temporary supply for Illumination & Public Address Needs							
	(1) For Illumination/ public address/ceremonies for load upto 15 KW	1110	Rs/Day as Fixed charge					
	(2) Temporary shops set up during festivals/ melas for load upto 2 KW	70	Rs/Day as Fixed charge					
	(3) Other Temporary shops/ Jhuggi/ Jhopris for load upto 1 KW							
	3.1) Rural	100	Rs./Month/Connection as Fixed charge					
	3.2) Urban	200	Rs./Month/Connection as Fixed charge					
	(B) Other purposes (For load above 15 KW)		Corresponding rate in the appropriate schedule plus 25%					
	Assumed Power Factor	85%						
Note:	For consumers having contacted load in kW, the contracted load for MCG purposes shall be calculated by considering a power factor of 0.85							
#	Additional Surcharge/ Rebate shall be payable as per Hon'ble Appellate Tribunal for Electricity judgment dated 27/02/2013							
Reference :	Uttarakhand Power Corporation Limited letter No. UPCL/RM/1-4/2091 dated 26.09.2014							

ELECTRICITY TARIFF IN UTTAR PRADESH w.e.f. 01.04.2014

Schedule	Category of Service	Demand/Fixed Charge	Energy Charge	Monthly Minimum Charge
LMV-1	DOMESTIC LIGHT,FAN & POWER			
	a) Consumers getting supply as per 'Rural Schedule'			
	i) Un-metered Supply(Up to 2 Kw)	180 Rs./Connection/ Month	Nil	
	Above 2 Kw	200 Rs./Connection/Month		
	ii) Metered Supply	50 Rs./KW/Month	220 Paise/kWh	
	b) Supply at Single Point for bulk loads			
	Registered Societies, multi-storied residential complexes etc. with loads 50 kW and above	70 Rs./KW/Month	525 Paise/kWh	
	c) Other Metered Domestic Consumers			
	1. Lifeline consumers: For contracted load of 1 kW and consumption upto 50 kWh/ month	50 Rs./KW/Month	200 Paise/kWh	
	For contracted load of 1 kW and consumption above 50 kWh/month upto 150 kWh/ month		285 Paise/kWh	
	2. Others: Upto 150 kWh/month	75 Rs./KW/Month	400 Paise/kWh	
	151 - 300 kWh/month		450 Paise/kWh	
301-500 kWh/month		500 Paise/kWh		
Above 500 kWh/month		550 Paise/kWh		
LMV-2	NON - DOMESTIC LIGHT,FAN & POWER (for load upto 75 KW)			
	a) Consumers getting supply as per 'Rural Schedule'			
	i) Un-metered Supply(Up to 2 Kw)	350 Rs./Connection/ Month	Nil	
	Above 2 Kw	400 Rs./Connection/ Month	Nil	
	ii) Metered Supply	65 Rs./KW/Month	275 Paise/kWh	
	b) Private Advertising/ Sign Posts/ Sign Boards/ Glow Signs/ Flex - Metered	-	1400 Paise/kWh	1200 Rs./KW/Month
	c) Other cases: Upto 150 kWh/month	200 Rs./KW/Month	600 Paise/kWh	
	151- 300 kWh/month		650 Paise/kWh	
301-1000 kWh/month		680 Paise/kWh		
above 1001 kWh/month		710 Paise/kWh		
LMV-3	PUBLIC LAMPS			
	Unmetered Supply (To be billed on the basis of total connected load)			
	a) Gram Panchayat	1700 Rs./KW or part thereof per month		
	b) Nagar Palika & Nagar Panchayat	2000 Rs./KW or part thereof per month		
	c) Nagar Nigam	2500 Rs./KW or part thereof per month		
	Maintenance Charge to recover labour charges for maintenance of street lights	10 Rs./Month/Light point		
	Metered Supply			
	a) Gram Panchayat	120 Rs./KW/Month	550 Paise/kWh	
	b) Nagar Palika & Nagar Panchayat	150 Rs./KW/Month	585 Paise/kWh	
	c) Nagar Nigam	160 Rs./KW/Month	600 Paise/kWh	
TOD Rates applicable for the metered supply (% of Energy Charges)				
1800 Hrs - 0600 Hrs	0%			
0600 Hrs - 1800 Hrs	(+) 20%			
LMV-4	LIGHT,FAN & POWER FOR PUBLIC AND PRIVATE INSTITUTIONS			
	a) For Public Institutions upto 1000 kwh/month	200 Rs./KW/Month	650 Paise/kWh	
	above 1000 kwh/month	200 Rs./KW/Month	680 Paise/kWh	
	b) For Private Institutions upto 1000 kwh/month	200 Rs./KW/Month	680 Paise/kWh	
Above 1000 kwh/month	200 Rs./KW/Month	710 Paise/kWh		
LMV-5	SMALL POWER FOR PRIVATE TUBE WELLS/ PUMPING SETS FOR IRRIGATION PURPOSES CONTRACTED LOAD UPTO 25 BHP			
	a) For consumers getting supply as per Rural Schedule			
	i) Un-metered supply(Consumer under this category will be allowed a maximum lighting load of 120 Watts)	100 Rs./BHP/Month	Nil	Nil
	ii) Metered Supply (all units)	30 Rs./BHP/Month	100 Paise/kWh	75 Rs./BHP/Month
b) For consumers getting supply as per Urban Schedule (Metered supply)	55 Rs./BHP/Month	500 Paise/kWh	220 Rs./BHP/Month	
LMV-6	SMALL & MEDIUM POWER FOR CONTRACTED LOAD UPTO 100 HP (75 KW) FOR INDUSTRIAL/ PROCESSING OR AGRO-INDUSTRIAL PURPOSES, POWER LOOM OF LOAD 5 KW AND ABOVE, FLORICULTURE/ MUSHROOM FARMING UPTO 100 BHP (75 KW),PUMPING SETS ABOVE 25 BHP			
	a) For consumers getting supply other than Rural Schedule upto 1000 Kwh/month	225 Rs./KW/Month	620 Paise/kWh	
	above 1000 kwh/month	225 Rs./KW/Month	680 Paise/kWh	

Electricity Tariff & Duty and Average rates of electricity supply in India

		REBATE ON ENERGY CHARGES			
	LOAD FACTOR REBATE				
	a) For consumption over 288 upto 432 kVAh/KVA/Month			7.50%	on the consumption over 288 upto 432 kVAh/kVA/month
	b) For consumption over 432 upto 504 kVAh/KVA/Month	7.5%	as in first slab plus	10.00%	on the consumption over 432 upto 504 kVAh/kVA/month
	c) For consumption in excess of 504 kVAh/KVA/Month	7.5% in 1st plus 10% in 11nd slab plus		20.00%	on the consumption over 504 kVAh/kVA/month
LMV-7	PUBLIC WATER WORKS				
	a) Consumers getting supply other than 'Rural Schedule'	230	Rs./KW/Month	680	Paise/kWh
	b) Consumers getting supply as per 'Rural Schedule'	15%	Rebate on Fixed and Energy Charges as given for under other than rural schedule.		
LMV-8	STATE TUBE WELLS / PANCHAYTI RAJ TUBE WELL & PUMPED CANALS FOR LOAD UPTO 100 BHP				
	a) Metered supply	200	Rs./BHP/Month	655	Paise/kWh
	b) Unmetered supply	1500	Rs./BHP/Month		Nil
LMV-9	TEMPORARY SUPPLY				
	a) Un-metered supply for illumination/ public address/ temporary shops in melas				
	i) Illumination/ Public address/ ceremonies for load upto 20 KW	3000	Rs./Day and		
		100	Rs./KW/Day for each additional KW		
	ii) Temporary shops set up during festivals/ melas having load upto 2 KW	200	Rs./Day per shop		
	b) For other purposes (Metered)				
	Individual Residential Construction			650	Paise/kWh
	Others			785	Paise/kWh
LMV-10	DEPARTMENTAL EMPLOYEES & PENSIONERS				
	a) Metered supply	50%	Rebate on the rate of charge applicable to other metered consumers under LMV-1 category		
	b) Unmetered supply				
	Class IV employees/ Operating staff	140	Rs/Month	160	Rs/Month
	Class III employees	170	Rs/Month	200	Rs/Month
	Junior Engineers & equivalent posts	230	Rs/Month	370	Rs/Month
	Assistant Engineers	260	Rs/Month	520	Rs/Month
	Executive Engineers & equivalent posts	280	Rs/Month	550	Rs/Month
	Superintending Engineers/ Deputy General Managers & equivalent posts	510	Rs/Month	650	Rs/Month
	Chief Engineers (I & II)/ General Managers and above	550	Rs/Month	750	Rs/Month
	Additional charge for employees using Air-Conditioners (April to September)	550	Rs/Month/Airconditioner		
HV-1	NON INDUSTRIAL BULK LOADS (contracted load of 75 KW & above)				
	(a) Commercial Loads/ Private Institutions/ Non-Domestic Bulk power consumers				
	For supply at 11 KV	270	Rs./KVA/Month	680	Paise/kVAh
	For supply at 33 KV & above	250	Rs./KVA/Month	660	Paise/kVAh
	(b) Public Institutions with contracted load 75 KW & above				
	For supply at 11 KV	250	Rs./KVA/Month	660	Paise/kVAh
	For supply at 33 KV & above	240	Rs./KVA/Month	640	Paise/kVAh
HV-2	LARGE & HEAVY POWER				
	(a) Urban Schedule				
	Base Rate				
	For supply at 11 KV	250	Rs./KVA/Month	630	Paise/kVAh
	For supply above 11 KV and upto & including 66 KV	240	Rs./KVA/Month	600	Paise/kVAh
	For supply above 66 KV and upto & including 132 KV	220	Rs./KVA/Month	580	Paise/kVAh
	For supply above 132 KV	220	Rs./KVA/Month	560	Paise/kVAh
	(b) Consumers getting supply upto 11 KV as per 'Rural Schedule'	15%	Rebate on demand & enegy charges as given for 11 KV consumers under urban schedule without ToD rates		
	TIME OF THE DAY (TOD) RATES FOR URBAN SCHEDULE				
	2200 hrs to 0600 hrs				Normal energy charges MINUS 7.5%
	0600 hrs to 1700 hrs				Normal energy charges
	1700 hrs to 2200 hrs				Normal energy charges PLUS 15%

Electricity Tariff & Duty and Average rates of electricity supply in India

(c) Consumers already existing under HV-2 category with metering arrangement at low voltage:						
Existing consumer under HV-2 with metering at 0.4 kV shall be required to pay as per schedule applicable to 11 kV consumers under HV-2 category.						
LOAD FACTOR REBATE			REBATE ON ENERGY CHARGES			
a) For consumption over 396 upto 432 kVAh/KVA/Month			7.50%	on the consumption over 396 upto 432 kVAh/kVA/month		
b) For consumption over 432 upto 504 kVAh/KVA/Month	7.5%	as in first slab plus	10.00%	on the consumption over 432 upto 504 kVAh/kVA/month		
c) For consumption in excess of 504 kVAh/KVA/Month	7.5% in 1st plus 10% in IInd slab plus		20.00%	on the consumption over 504 kVAh/kVA/month		
HV-3 (A) RAILWAY TRACTION						
a) For supply at and above 132 KV	280	Rs./KVA/Month	605	Paise/kVAh		700 Rs./KVA/Month
b) For supply below 132 KV	280	Rs./KVA/Month	630	Paise/kVAh		
LOAD FACTOR REBATE			REBATE ON ENERGY CHARGES			
a) For consumption over 396 upto 432 kVAh/KVA/Month			7.50%	on the consumption over 396 upto 432 kVAh/kVA/month		
b) For consumption over 432 upto 504 kVAh/KVA/Month	7.5%	as in first slab plus	10.00%	on the consumption over 432 upto 504 kVAh/kVA/month		
c) For consumption in excess of 504 kVAh/KVA/Month	7.5% in 1st plus 10% in IInd slab plus		15.00%	on the consumption over 504 kVAh/kVA/month		
(B) Delhi Metro Rail Corporation (DMRC)						
	125	Rs./KVA/Month	560	Paise/kVAh		600 Rs./KVA/Month
HV-4 LIFT IRRIGATION WORKS FOR MEDIUM & LARGE PUMPED CANALS HAVING LOAD ABOVE 100 BHP (75 KW)						
a) For supply at 11 KV	250	Rs./KVA/Month	650	Paise/kVAh		750 Rs./KVA/Month
b) For supply at 33 KV and 66 KV	240	Rs./KVA/Month	625	Paise/kVAh		
c) For supply at 132 KV	230	Rs./KVA/Month	600	Paise/kVAh		
Assumed Power Factor		85%				

Reference : Madhyanchal Vidyut Vitran Nigam Limited letter No. 724/CE(COM.)/MVVNL/V/2015 dated 02.05.2015

ELECTRICITY TARIFF IN WEST BENGAL w.e.f. 01.04.2013

Sl. No.	Applicable Tariff Scheme				Optional Tariff Scheme-I				Optional Tariff Scheme-II							
	Type of Consumer	Consumer Category	Name of the Tariff Scheme	Quarterly consumption in kWh	Energy Charge (Paise/KWh)	Fixed Charge / Demand Charge* (Rs./KVA/Month)	Consumer Category	Name of the Tariff Scheme	Quarterly consumption in kWh	Energy Charge (Paise/KWh)	Fixed Charge / Demand Charge* (Rs./KVA/Month)	Consumer Category	Name of the Tariff Scheme	Quarterly consumption in kWh	Energy Charge (Paise/KWh)	Fixed Charge / Demand Charge* (Rs./KVA/Month)
1	Life Line (Domestic)	Rate A(DM-LL)	Normal	0 to 75	292	5	Not Applicable	Not Applicable	Not Applicable	Not Applicable	Not Applicable	Not Applicable	Not Applicable	Not Applicable	Not Applicable	Not Applicable
				First 75	441											
				Next 105	493											
				Next 120	584											
				Next 300	633											
				Next 300	643											
				Above 900	810											
				First 75	446											
				Next 75	503											
				Next 150	586											
				Next 150	640											
				Next 450	660											
				Above 900	810											
				First 180	546											
				Next 120	664											
				Next 150	729											
				Next 450	768											
				Above 900	812											
				First 180	551											
				Next 120	668											
				Next 150	729											
				Next 450	768											
				Above 900	812											
2	Domestic (Rural)	Rate A(DM-R)	Normal	On all Units	604	24	Rate A(DM-R)PP	Prepaid	All Units	565	10	Rate A(DM-R)PP	Prepaid	All Units	565	10
3	Domestic (Urban)	Rate A(DM-U)	Normal	On all Units	604	24	Rate A(DM-U)PP	Prepaid	All Units	565	10	Rate A(DM-U)PP	Prepaid	All Units	565	10
4	Commercial (Rural)	Rate A(CM-R)	Normal	On all Units	604	24	Rate A(CM-R)T	Normal-TOD	0600-1700 hrs All Units 1700-2300 hrs All Units 2300-0600 hrs All Units	701 841 596	12	Rate A(CM-R)Tpp	Prepaid-TOD	0600-1700 hrs All Units 1700-2300 hrs All Units 2300-0600 hrs All Units	687 824 584	12
5	Commercial (Urban)	Rate A(CM-U)	Normal	On all Units	604	24	Rate A(CM-U)T	Normal-TOD	0600-1700 hrs All Units 1700-2300 hrs All Units 2300-0600 hrs All Units	701 841 596	12	Rate A(CM-U)Tpp	Prepaid-TOD	0600-1700 hrs All Units 1700-2300 hrs All Units 2300-0600 hrs All Units	687 824 584	24
6	Public Utility/ Specified Institution Public Bodies In Municipal Area	Rate A(CM-PU) (MUN)	Normal	On all Units	604	24	Rate A(CM-PU) (MUN) PP	Prepaid	On all Units	592	24	Rate A(CM-PU) (Mun) ppt	Prepaid-TOD	2000-2300 hrs 1700-2000 hrs 2300-0600 hrs	646 546 587	24
7	Public Utility/ Specified Institution Public Bodies In Non-Municipal Area	Rate A(CM-PU) (NON-MUN)	Normal	On all Units	604	24	Rate A(CM-PU) (NON-MUN)PP	Prepaid	On all Units	592	24	Rate A(CM-PU) (Non-Mun)ppt	Prepaid-TOD	0600-1700 hrs & 2000-2300 hrs 1700-2000 hrs	646 546 587	24
8	Government School, Government aided School or Government sponsored School	Rate A(CM-H)	Normal	On all Units	412	10	Rate A(CM-H)t	Normal-TOD	0600-1700 hrs & 2000-2300 hrs	405	10	Rate A(CM-H)t	Normal-TOD	0600-1700 hrs & 2000-2300 hrs	405	10
9	Cottage Industry/ Artisan/ Weavers/ Small	Rate A(CM-I)	Normal	On all Units	518 661 695	12	Rate A(CM-I)PPT	Prepaid-TOD	0600-1700 hrs All Units 1700-2300 hrs All Units 2300-0600 hrs All Units	621 683 578	12	Rate A(CM-I)PPT	Prepaid-TOD	0600-1700 hrs All Units 1700-2300 hrs All Units 2300-0600 hrs All Units	393 608 608	12
10	Poultry, Dairy, Horticulture, Tissue culture, Floriculture,	Rate A(CM-II)	Normal	On all Units	725	12	Rate A(CM-II)PPT	Prepaid-TOD	0600-1700 hrs All Units 1700-2300 hrs All Units 2300-0600 hrs All Units	669 565	12	Rate A(CM-II)PPT	Prepaid-TOD	0600-1700 hrs All Units 1700-2300 hrs All Units 2300-0600 hrs All Units	669 565	12

Electricity Tariff & Duty and Average rates of electricity supply in India

Sl. No.	Description	Rate C (T)	Normal TOD	0600 - 1700 hrs			1700 - 2300 hrs			2300 - 0600 hrs			Prepaid TOD	Rate C (T)/PPT	0600 - 1700 hrs			1700 - 2300 hrs			2300 - 0600 hrs			Not Applicable
				All Units	All Units	All Units	All Units	All Units	All Units	All Units	All Units	All Units			All Units	All Units	All Units	All Units	All Units	All Units	All Units	All Units	All Units	
2	Irrigation pumping for agriculture (Metered)	Rate C (T)	Normal TOD	354	729	212	384	20	20	20	20	Not Applicable	Not Applicable	Not Applicable	Not Applicable	Not Applicable	Not Applicable	Not Applicable	Not Applicable	Not Applicable	Not Applicable	Not Applicable	Not Applicable	
3	Irrigation pumping for agriculture (Metered supply from mixed HV feeder)	Rate C (A)	Normal																					
4	Irrigation pumping for agriculture (Un-Metered)	Rate C (B)	Normal					210 (but not less than Rs 1050/-per month)	270 (but not less than Rs 1350/-per month)	250 (but not less than Rs 1250/-per month)	340 (but not less than Rs 1700/-per month)												Not Applicable	
5	Commercial Plantation	Rate A(CM)-CP	Prepaid TOD	667	811	631		36															Not Applicable	
6	Short Term Irrigation Supply	Rate C(T)-STIS	Prepaid TOD	420	798	252		20															Not Applicable	
7	Short Term Supply for Commercial Plantation	Rate A(CM)-STPC	Prepaid TOD	667	859	629		36															Not Applicable	
8	Short Term Supply	Rate A(ST)	Prepaid TOD	734	637	597		54															Not Applicable	
9	Public Water Works & Sewerage System	Rate B(I)	Normal	On all Units																			Not Applicable	
10	Industry (Rural)	Rate B(I-R)	Normal	562	677	698	574	25															Not Applicable	
11	Industry (Urban)	Rate B(I-U)	Normal	574	692	718	574	25															Not Applicable	
12	Street Lighting	Rate D(1)	Normal	571	396	619		54															Not Applicable	
13	Street Lighting with LED	Rate D(2)	Normal	396	619			54															Not Applicable	
14	Private Educational Institutions and Hospitals	Rate D(4)	Normal	On all Units																			Not Applicable	
15	Emergency Supply	Rate D(5)	Prepaid-TOD	587	817	448		54															Not Applicable	
16	Construction Power Supply	Rate D(6)	Prepaid-TOD	667	928	484		36															Not Applicable	

Electricity Tariff & Duty and Average rates of electricity supply in India

Sl. No.	Type of Consumer	Applicable Tariff Scheme				Optional Tariff Scheme					
		Consumer Category	Name of the Tariff Scheme	Consumption per month in kWh	Demand Charge (Rs./KVA/month)	Energy Charge (Paaise/KWh)	Name of the Tariff Scheme	Consumption per month in kWh	Demand Charge (Rs./KVA/month)		
						Summer	Monsoon	Winter	Summer	Monsoon	Winter
17	Bulk Supply at single point to Co-operative Group Housing Society for providing power to its members or person for providing power to its employees in a single premises	Normal	Rate D(7)	605	54	Rate D(7)t	Normal-TOD	600	54	600	Not Applicable
18	Common Services of Industrial Estates	Prepaid-TOD	Rate D(8)	637	54			660	Not Applicable	660	Not Applicable
				644				548		548	
19	Industrial consumers (50 KVA and above but upto 125 KVA)	Normal	Rate B-IDI	648	317	Rate B-IDIT	Normal-TOD	641	317	641	Not Applicable
				653				646		646	
20	Commercial consumers (50 KVA and above but upto 125 KVA)	Normal	Rate B-IDC	653	317	Rate B-IDCT	Normal-TOD	904	317	904	Not Applicable
				561				426		426	
21	Other than Commercial and Industrial	Normal	Rate C-ID	561	317	Rate C-IDT	Normal-TOD	759	317	759	Not Applicable
				542				358		358	
*	Fixed Charge will be applicable for the Consumer having Contract Demand below 50 KVA and Demand Charge will be applicable for the consumer having Contract Demand of 50 KVA and above. HIGH & EXTRA HIGH VOLTAGE CONSUMERS										
		Applicable Tariff Scheme				Optional Tariff Scheme					
		Consumer Category	Name of the Tariff Scheme	Consumption per month in kWh	Demand Charge (Rs./KVA/month)	Summer	Monsoon	Winter	Summer	Monsoon	Winter
1	Public Utility (11 KV)	Rate E(A)	Normal	All Units	317	563	561	559	544	542	540
						542	540	538	544	542	540
2	Public Utility (33 KV)	Rate F(A)	Normal	All Units	317	559	556	553	817	814	811
						814	811	809	817	814	811
3	Industries (11 KV)	Rate E(B)	Normal	All Units	317	649	648	647	426	426	426
						426	426	426	426	426	426
4	Industries (33 KV)	Rate F(B)	Normal	All Units	317	620	618	616	557	555	553
						557	555	553	557	555	553
5	Industries (132 KV)	Rate H(B)	Normal	All Units	317	618	616	614	806	803	800
						806	803	801	806	803	800
6	Industries (220 KV)	Rate (BT)	Normal (TOD)	All Units	317	536	534	532	422	420	419
						534	532	530	422	420	419
7	Industries (400 KV)	Rate (BT)	Normal (TOD)	All Units	317	750	747	744	842	841	840
						744	744	744	842	841	840
8	Community Irrigation/ Irrigation	Rate S(GT)	Normal-TOD	All Units	29	516	514	512	474	473	472
						512	512	512	474	473	472
9	Commercial Plantation	Rate S(CPT)	Normal-TOD	All Units	317	850	847	844	857	854	851
						844	844	844	857	854	851
10	Short Term Irrigation Supply	Rate S(GT-ST)	Normal-TOD	All Units	29	602	598	600	603	603	603
						600	598	600	603	603	603
11	Short Term Supply for Commercial Plantation	Rate S(CPT-ST)	Normal-TOD	All Units	317	617	615	613	603	601	601
						613	613	613	603	601	601
12	Commercial (11 KV)	Rate E(C)	Normal	All Units	317	674	672	670	659	657	655
						670	670	670	659	657	655
13	Commercial (33 KV)	Rate F(C)	Normal	All Units	317	663	661	649	989	986	983
						649	649	649	989	986	983
14	Commercial (132 KV)	Rate H(C)	Normal	All Units	317	636	634	632	376	374	372
						632	632	632	376	374	372

Electricity Tariff & Duty and Average rates of electricity supply in India

Sl. No.	Category	Rate S(D)	Normal	All Units	642	640	638	29	Rate S(DT)	Normal (TOD)	615	
											All Units	All Units
15	Domestic		Normal	All Units	642	640	638	29		Normal (TOD)	All Units	617
16	Public Water Works & Sewerage (11 KV)	Rate E(PW)	Normal	All Units	562	560	558	317	Rate E(PWRT)	Normal (TOD)	All Units	615
17	Public Water Works & Sewerage (33 KV)	Rate F(PW)	Normal	All Units	559	557	555	317	Rate F(PWRT)	Normal (TOD)	All Units	615
18	Sports Complex & Auditorium run by Govt./ local bodies for cultural affairs	Rate S(C)	Normal	All Units	645	644	642	29		Not Applicable	All Units	617
19	Cold storage or Dairies with Chilling Plant	Rate S(F)	Normal	All Units	531	530	529	317	Rate S(ft)	Normal (TOD)	All Units	617
20	Emergency Supply	Rate S(ES)	Normal-TOD	0600-1700 hrs 1700-2300 hrs 2300-0600 hrs All Units	647 906 427 567	645 900 423 565	643 900 423 563	317		Not Applicable	All Units	615
21	Construction Power Supply	Rate S(CON)	Normal-TOD	0600-1700 hrs 1700-2000 hrs 2300-0600 hrs All Units	934 931 554	928 552	928 550			Not Applicable	All Units	615
22	Bulk Supply at single point to Co-operative Group Housing Society for providing power to its members or person for providing power to its employees in a single premises	Rate S(CO)	Normal	All Units	627	625	623	29	Rate S(cot)	Normal- TOD	All Units	615
23	Common Services of Industrial Estate	Rate E(CT-CS)	Normal-TOD	0600-1700 hrs & 2000-2300 hrs 1700-2000 hrs 2300-0600 hrs All Units	642 899 533 628	640 896 531	638 893 531	317		Not Applicable	All Units	615
24	Traction (25 KV)	Rate T(A)	Normal	All Units	608	606	603	317		Not Applicable	All Units	615
25	Traction (132 KV)	Rate T(B)	Normal	All Units	637	635	633	317		Not Applicable	All Units	615
26	Short-term Supply	Rate S(ST)	Normal-TOD	0600-1700 hrs 1700-2300 hrs 2300-0600 hrs All Units	701 580	699 578	697 576			Not Applicable	All Units	615
27	Private Educational Institutions	Rate E(C-E)	Normal	All Units	659	657	655	317	Rate E(ct-ct)	Normal (TOD)	All Units	615
Category of Consumers		Minimum Charge										
(i) LV & MV Domestic (Rural)		28										
(ii) LV & MV Domestic (Urban)		28										
(iii) Domestic HV		400										
3%	Rebate on energy charge for Cold Storage & dairy with chilling plant for prompt payment											
1%	Rebate on energy charge for high voltage industrial supplies at 33/66 KV											
4%	Rebate on energy charge for high voltage industrial supplies at 132 KV											
15	Paise/unit additional rebate on energy charge for EHV industrial consumer with contract demand of 25 MVA or above & with LF 75% or more and maximum recorded demand not less than 80% of contract demand for prompt payment.											
15	Paise/unit additional rebate on energy charge for street lighting and public water works for prompt payment.											
15	Load Factor Rebate (Paise/Kwh) for EHV and HV industrial consumers and L&MV industrial consumers under rate (B-ID)											
Range of Load Factor		Amount of Rebate										
		Below 33 KV	33 KV	Above 33 KV								
Above 55%	Upto 60%	1	2	3	Paise/KWh	Paise/KWh	Paise/KWh					
Above 60%	Upto 65%	7	8	9	Paise/KWh	Paise/KWh	Paise/KWh					
Above 65%	Upto 70%	14	29	39	Paise/KWh	Paise/KWh	Paise/KWh					
Above 70%	Upto 75%	20	35	45	Paise/KWh	Paise/KWh	Paise/KWh					
Above 75%	Upto 80%	25	40	50	Paise/KWh	Paise/KWh	Paise/KWh					
Above 80%	Upto 85%	30	45	55	Paise/KWh	Paise/KWh	Paise/KWh					
Above 85%	Upto 90%	35	50	60	Paise/KWh	Paise/KWh	Paise/KWh					
Above 90%	Upto 92%	40	55	65	Paise/KWh	Paise/KWh	Paise/KWh					
Above 92%	Upto 95%	45	60	70	Paise/KWh	Paise/KWh	Paise/KWh					
Above 95%		50	65	75	Paise/KWh	Paise/KWh	Paise/KWh					

90%

Delayed Payment Surcharge shall be applicable as per regulation 4, 14 of the Tariff Regulations.
Assumed Power factor
Reference : WBERC letter Nos. WBERC/TP-53/11-12/WBSEDCL/1567 and 1593 dated 26.12.2013 and 31.12.2013

ELECTRICITY TARIFF IN CESC LTD. (WEST BENGAL) w.e.f. 01.04.2013

LOW AND MEDIUM VOLTAGE CONSUMERS

Sl. No.	Type of Consumer	Applicable Tariff Scheme				Optional Tariff Scheme					
		Consumer Category	Name of the Tariff Scheme	Monthly consumption in kWh	Energy Charge (Paise/KWh)	Fixed/Demand Charge* in Rs./KVA/ Month	Consumer Category	Name of the Tariff Scheme	Monthly consumption in kWh	Energy Charge (Paise/KWh)	Fixed/Demand Charge* in Rs./KVA/ Month
1	Life Line Consumer (Domestic)	Rate G (LL)	Normal	0 to 25	302	5.00		Not Applicable			
				First 25	412						
				Next 35	456						
				Next 40	553						
				Next 50	628						
				Next 150	641						
				Above 300	795						
				First 60	540						
				Next 40	607						
				Next 50	668						
				Next 150	723						
				Above 300	799						
				06.00 hrs to 17.00hrs	641						
				17.00 hrs to 23.00hrs	704						
				23.00 hrs to 06.00hrs	597						
2	Domestic (Urban)	Rate G	Normal	On all Units	546	10	Prepaid	All Units	632	10	12
3	Commercial (Urban)	Rate M(i)	Normal	On all Units	546	12	Normal-TOD	06.00 hrs to 17.00hrs	662	12	12
				17.00 hrs to 23.00hrs	704			17.00 hrs to 23.00hrs	728		
				23.00 hrs to 06.00hrs	597			23.00 hrs to 06.00hrs	616		
4	Short-term Supply	Rate STLT	Prepaid TOD	On all Units	546	24	Prepaid	Not Applicable	529	24	24
5	Specified Institution Municipal or Non-Municipal	Rate P	Normal	On all Units	546	24	Prepaid	On all Units	529	24	24
				06.00 hrs to 17.00 hrs				06.00 hrs to 17.00 hrs			
				17.00 hrs to 23.00 hrs				17.00 hrs to 23.00 hrs			
				23.00 hrs to 06.00 hrs				23.00 hrs to 06.00 hrs			
6	Government School, Government aided School or Government Sponsored School	P1	Normal	On all Units	412	10	Normal (TOD)	06.00 hrs to 17.00 hrs	405	10	10
				17.00 hrs to 23.00 hrs				17.00 hrs to 23.00 hrs			
				23.00 hrs to 06.00 hrs				23.00 hrs to 06.00 hrs			
7	Public Bodies Municipal or Non-Municipal	Rate C1	Normal	On all Units	605	36	Prepaid	On all Units	570	36	36
				06.00 hrs to 17.00 hrs				06.00 hrs to 17.00 hrs			
				17.00 hrs to 23.00 hrs				17.00 hrs to 23.00 hrs			
				23.00 hrs to 06.00 hrs				23.00 hrs to 06.00 hrs			
8	Cottage Industry/ Artisan/ Weavers/ Small Production oriented establishment not run by electricity as motive power	Rate M(ii)	Normal	First 100	465	12	Prepaid-TOD	06.00 hrs to 17.00 hrs	521	12	12
				Next 100	579			17.00 hrs to 23.00 hrs	573		
				Above 200	719			23.00 hrs to 06.00 hrs	485		
				First 300	589			06.00 hrs to 17.00 hrs	574		
				Next 300	650			17.00 hrs to 23.00 hrs	631		
				Next 400	680			23.00 hrs to 06.00 hrs	534		
				Above 1000	725			06.00 hrs to 17.00 hrs	550		
				20.00 hrs to 23.00 hrs				17.00 hrs to 23.00 hrs	825		
				17.00 hrs to 20.00 hrs				23.00 hrs to 06.00 hrs	380		
				23.00 hrs to 06.00 hrs				06.00 hrs to 17.00 hrs	550		
9	Poultry, Duckery, Horticulture, Tissue culture, Floriculture, Herbal-Medicinal-Bio-Diesel Plant Farming, Food Processing Unit	Rate M(iii)	Normal	On all Units	570	36	Prepaid-TOD	On all Units	550	36	36
				06.00 hrs to 17.00 hrs				06.00 hrs to 17.00 hrs			
				17.00 hrs to 23.00 hrs				17.00 hrs to 23.00 hrs			
				23.00 hrs to 06.00 hrs				23.00 hrs to 06.00 hrs			
10	Public Water Works & Sewerage System	Rate J	Normal	On all Units	570	36	Prepaid-TOD	On all Units	550	36	36
				06.00 hrs to 17.00 hrs				06.00 hrs to 17.00 hrs			
				17.00 hrs to 23.00 hrs				17.00 hrs to 23.00 hrs			
				23.00 hrs to 06.00 hrs				23.00 hrs to 06.00 hrs			

Electricity Tariff & Duty and Average rates of electricity supply in India

Sl. No.	Type of Consumer	Consumer Category	Name of the Tariff Scheme	Applicable Tariff Scheme			Optional Tariff Scheme			Demand Charge (Rs/KVA/month)													
				Monthly consumption in kWh	Energy Charge (Paaise/KWh)	Demand Charge (Rs/KVA/month)	Name of the Tariff Scheme	Consumption per Month in kWh	Energy Charge (Paaise/KWh)		Demand Charge (Rs/KVA/month)												
					Summer	Monsoon	Winter		06.00 hrs to 17.00 hrs & 20.00 hrs to 23.00 hrs	17.00 hrs to 20.00 hrs	23.00 hrs to 06.00 hrs		06.00 hrs to 17.00 hrs	17.00 hrs to 20.00 hrs	23.00 hrs to 06.00 hrs		06.00 hrs to 17.00 hrs	17.00 hrs to 20.00 hrs	23.00 hrs to 06.00 hrs				
11	Industries (Urban)	Rate K Normal	Normal	First Next Next Above	500 1500 1500 3500	560 625 665 680	25 25 25 36	Rate K (TOD)	Normal-TOD	All Units All Units All Units	662 993 457	25	Not Applicable	Not Applicable	Not Applicable	Not Applicable	Not Applicable	Not Applicable	Not Applicable	Not Applicable	Not Applicable	Not Applicable	
12	Street Lighting	Rate C Normal	Normal	On all Units	570	680	36	Rate C	Not Applicable	Not Applicable	Not Applicable	Not Applicable	Not Applicable	Not Applicable	Not Applicable	Not Applicable	Not Applicable	Not Applicable	Not Applicable	Not Applicable	Not Applicable	Not Applicable	
13	Street Lighting with LED	Rate C2 Normal	Normal	On all Units	465	465	36	Rate C2	Not Applicable	Not Applicable	Not Applicable	Not Applicable	Not Applicable	Not Applicable	Not Applicable	Not Applicable	Not Applicable	Not Applicable	Not Applicable	Not Applicable	Not Applicable	Not Applicable	
14	Private Educational Institutions & Hospitals	Rate L Normal	Normal	On all Units	615	615	36	Rate L (TOD)	Normal-TOD	All Units All Units All Units	600 660 558	36	Not Applicable	Not Applicable	Not Applicable	Not Applicable	Not Applicable	Not Applicable	Not Applicable	Not Applicable	Not Applicable	Not Applicable	
15	Emergency Supply	Rate E2 Prepaid-TOD	Prepaid-TOD	06.00 hrs to 17.00 hrs 17.00 hrs to 23.00 hrs 23.00 hrs to 06.00 hrs	All Units All Units All Units	691 1037 477	48	Rate E2	Not Applicable	Not Applicable	Not Applicable	Not Applicable	Not Applicable	Not Applicable	Not Applicable	Not Applicable	Not Applicable	Not Applicable	Not Applicable	Not Applicable	Not Applicable	Not Applicable	Not Applicable
16	Construction Power Supply	Rate LTCON Prepaid-TOD	Prepaid-TOD	06.00 hrs to 17.00 hrs & 20.00 hrs to 23.00 hrs 17.00 hrs to 20.00 hrs 23.00 hrs to 06.00 hrs	All Units All Units All Units All Units	656 984 453	36	Rate LTCON	Not Applicable	Not Applicable	Not Applicable	Not Applicable	Not Applicable	Not Applicable	Not Applicable	Not Applicable	Not Applicable	Not Applicable	Not Applicable	Not Applicable	Not Applicable	Not Applicable	
17	Bulk Supply at single point to Co-operative Group Housing Society for providing power to its members or person for providing power to its employees in a single premises	Rate LTCOP Normal	Normal	On all Units	590	590	36	Rate LTCOP (TOD)	Normal-TOD	All Units All Units	572 629	36	Not Applicable	Not Applicable	Not Applicable	Not Applicable	Not Applicable	Not Applicable	Not Applicable	Not Applicable	Not Applicable	Not Applicable	Not Applicable
18	Common Services of Industrial Estates	Rate S (TOD) Prepaid-TOD	Prepaid-TOD	06.00 hrs to 17.00 hrs & 20.00 hrs to 23.00 hrs 17.00 hrs to 20.00 hrs 23.00 hrs to 06.00 hrs	All Units All Units All Units All Units	632 948 436	36	Rate S (TOD)	Not Applicable	Not Applicable	Not Applicable	Not Applicable	Not Applicable	Not Applicable	Not Applicable	Not Applicable	Not Applicable	Not Applicable	Not Applicable	Not Applicable	Not Applicable	Not Applicable	Not Applicable
* Fixed Charge will be applicable for the consumers having Contract Demand below 50 KVA and Demand Charge will be applicable for the consumers having Contract Demand of 50 KVA and above.																							
HIGH AND EXTRA HIGH VOLTAGE CONSUMERS																							
1	Public Utility	Rate I Normal	Normal	All Units	583	577	583	Rate I (TOD)	Normal (TOD)	All Units	563	553	543	317	317	317	317	317	317	317	317	317	317
2	Industries (below 33 KV)	Rate A Normal	Normal	All Units	570	565	570	Rate A (TOD)	Normal (TOD)	All Units	560	555	550	317	317	317	317	317	317	317	317	317	317
3	Industries (33 KV)	Rate A1 Normal	Normal	All Units	547	541	547	Rate A1 (TOD)	Normal (TOD)	All Units	810	803	795	317	317	317	317	317	317	317	317	317	317
4	Commercial (below 33 KV)	Rate B Normal	Normal	All Units	608	602	608	Rate B (TOD)	Normal (TOD)	All Units	411	409	407	317	317	317	317	317	317	317	317	317	317
5	Commercial (33 KV)	Rate B1 Normal	Normal	All Units	575	569	575	Rate B1	Normal	All Units	572	569	569	317	317	317	317	317	317	317	317	317	317

Electricity Tariff & Duty and Average rates of electricity supply in India

Sl. No.	Description	Rate R	Normal	All Units	626	623	620	22	Not Applicable						
									Rate U (TOD)	Normal (TOD)	06.00 hrs to 17.00 hrs & 20.00 hrs to 23.00 hrs	All Units	500	510	500
6	Domestic	Rate R	Normal	All Units	626	623	620	22	Not Applicable						
7	Public Water Works & Sewerage, Pumping Station under local Authority	Rate U	Normal	All Units	530	525	520	317	Not Applicable						
8	Sports Complex & Auditorium run by Govt./ local bodies for cultural affairs	Rate O	Normal	All Units	645	635	625	29	Not Applicable						
9	Cold Storage or Dairy with Chilling Plant	Rate CP	Normal	All Units	564	559	554	317	Not Applicable						
10	Emergency Supply	Rate E1	Normal-TOD	All Units	653	643	633	317	Not Applicable						
11	Construction Power Supply	Rate HITCon	Normal-TOD	All Units	581	576	571	317	Not Applicable						
12	Co-operative Group Housing Society for providing power to its members or person for providing power to its employees in a single premises	Rate HTCOP	Normal	All Units	595	590	585	29	Not Applicable						
13	Common Services of Industrial Estate	Rate E	Normal-TOD	All Units	586	581	576	317	Not Applicable						
14	Traction/ Metro Rail/ Calcutta Tramways	Rate T	Normal	All Units	605	600	595	88	Not Applicable						
15	Short-term Supply	Rate ST	Normal-TOD	All Units	609	604	598	317	Not Applicable						
16	Private Educational Institutions	Rate E(ei)	Normal	All Units	576	566	556	317	Not Applicable						
1%	Rebate on the amount of the bill excluding meter rent, taxes, duties, levies and arrears for if the payment is made within the due date for all consumers, excluding consumers having pre-paid meters.														
1%	Rebate on the amount of the bill excluding meter rent, taxes, duties, levies and arrears to the consumers who would pay their bills through e-payment facility if the payment is made within the due date.														
10	Load Factor Rebate (Paise/ Kwh) for HT Industrial, HT Commercial & HT Domestic Consumers														
Range of Load Factor					Amount of Rebate										
					Below 33 kV					Above 33 kV					
Above 50%	Upto 55%	1	Paise/KWh	2	Paise/KWh	3	Paise/KWh	4	Paise/KWh	5	Paise/KWh	6	Paise/KWh	7	Paise/KWh
Above 55%	Upto 60%	4	Paise/KWh	8	Paise/KWh	10	Paise/KWh	12	Paise/KWh	14	Paise/KWh	18	Paise/KWh	22	Paise/KWh
Above 60%	Upto 65%	8	Paise/KWh	10	Paise/KWh	14	Paise/KWh	18	Paise/KWh	22	Paise/KWh	24	Paise/KWh	30	Paise/KWh
Above 65%	Upto 70%	10	Paise/KWh	20	Paise/KWh	25	Paise/KWh	30	Paise/KWh	35	Paise/KWh	45	Paise/KWh	50	Paise/KWh
Above 70%	Upto 75%	20	Paise/KWh	25	Paise/KWh	30	Paise/KWh	35	Paise/KWh	45	Paise/KWh	55	Paise/KWh	60	Paise/KWh
Above 75%	Upto 80%	25	Paise/KWh	30	Paise/KWh	37	Paise/KWh	40	Paise/KWh	50	Paise/KWh	65	Paise/KWh	70	Paise/KWh
Above 80%	Upto 85%	30	Paise/KWh	35	Paise/KWh	40	Paise/KWh	45	Paise/KWh	55	Paise/KWh	65	Paise/KWh	70	Paise/KWh
Above 85%	Upto 90%	35	Paise/KWh	40	Paise/KWh	45	Paise/KWh	50	Paise/KWh	55	Paise/KWh	65	Paise/KWh	70	Paise/KWh
Above 90%	Upto 92%	37	Paise/KWh	40	Paise/KWh	45	Paise/KWh	50	Paise/KWh	55	Paise/KWh	65	Paise/KWh	70	Paise/KWh
Above 92%	Upto 95%	40	Paise/KWh	45	Paise/KWh	50	Paise/KWh	55	Paise/KWh	60	Paise/KWh	65	Paise/KWh	70	Paise/KWh
Above 95%	Upto 95%	45	Paise/KWh	50	Paise/KWh	55	Paise/KWh	60	Paise/KWh	65	Paise/KWh	70	Paise/KWh	70	Paise/KWh

Delayed Payment Surcharge shall be applicable as per regulation 4.14 of the Tariff Regulations.
 Assumed Power factor 90%
 Reference : WBERC Letter Nos. WBERC/TP-48/11-12/CESC/1558 and 1584 dated 26.12.2013 and 30.12.2013

ELECTRICITY TARIFF IN DAMODAR VALLEY CORPORATION w.e.f. 1.09.2014

(Based on provisional Tariff Order of JSERC, subject to the outcome of the Supreme Court Judgement)

S.No.	Category of Service	Demand Charge (Rs/ KVA/month)	Energy Charge (P/KWh)	
High Tension (HT) Industries				
1	3 Phase at 33 kV	410	405	
2	3 Phase at 132 kV	410	360	
3	3 Phase at 220 kV & above	410	355	
Railway Traction				
1	Single Phase at 132 kV	410	240	

Interest on Delayed Payment:

1.50% Per month and part thereof delayed payment surcharge will be levied for all consumer categories.

Prompt Payment Rebate:

No. of days from the date of presentation of the bill	% rebate
Within 2 days	2.00
3 days to 5 days	1.67
6 days to 12 days	1.20
13 days to 30 days	0.00

Assumed Power factor 85%

Reference : JSERC website, Tariff Order dated 04.09.2014

Electricity Tariff & Duty and Average rates of electricity supply in India

ELECTRICITY TARIFF IN DURGAPUR PROJECTS LTD. (WEST BENGAL) w.e.f. 01.04.2014
LOW & MEDIUM VOLTAGE CONSUMERS

Sl. No.	Type of Consumer	Applicable Tariff Scheme				Optional Tariff Scheme-I				Optional Tariff Scheme-II						
		Consumer Category	Name of the Tariff Scheme	Monthly consumption in kWh	Energy Charge/Paise/KWh	Fixed/Demand Charge* in Rs./KVA/Month	Consumer Category	Name of the Tariff Scheme	Monthly consumption in kWh	Energy Charge/Paise/KWh	Fixed/Demand Charge* in Rs./KVA/Month	Consumer Category	Name of the Tariff Scheme	Monthly consumption in kWh	Energy Charge/Paise/KWh	Fixed/Demand Charge* in Rs./KVA/Month
1	Life Line Consumer (Domestic)		Normal	0 to 25	250	5		Not Applicable					Not Applicable			
				First	25	345										
				Next	25	420										
				Next	50	435										
				Next	100	467										
				Next	100	486										
				Above	300	499										
				First	60	431										
				Next	40	472										
				Next	200	492										
				Above	300	505										
2	Domestic (Rural) or Domestic (Urban)	Rate C(3R)/C(3U)	Normal			10		All Units	418	10			Not Applicable			
3	Commercial (Rural) or Commercial (Urban)	Rate C(4-R)/C(4-U)	Normal			20		06.00 hrs to 17.00hrs	453	20			06.00 hrs to 17.00hrs	448	20	
				First	40	472		17.00 hrs to 23.00hrs	498				17.00 hrs to 23.00hrs	493		
				Next	200	492		23.00 hrs to 06.00hrs	421				23.00 hrs to 06.00hrs	417		
				Above	300	505		06.00 hrs to 17.00hrs	305				17.00hrs			
4	Irrigation pumping for agriculture	Rate C (5)	Normal TOD			20		17.00 hrs to 23.00hrs	610	20			Not Applicable			
				All Units	313			23.00 hrs to 06.00hrs	168				Not Applicable			
5	Commercial Plantation	Rate C(4)-cp	Prepaid TOD			40		Not Applicable					Not Applicable			
				All Units	477			Not Applicable					Not Applicable			
				All Units	760			Not Applicable					Not Applicable			
				All Units	315			Not Applicable					Not Applicable			
6	Short Term Irrigation Supply	Rate C(5)-sts	Prepaid TOD			20		06.00 hrs to 17.00hrs	432				Not Applicable			
				All Units	491			17.00 hrs to 23.00hrs	691				Not Applicable			
				All Units	285			23.00 hrs to 06.00hrs	482				Not Applicable			
7	Short Term Supply for Commercial Plantation	Rate C(4)-stcp	Prepaid TOD			40		06.00 hrs to 17.00hrs	771				Not Applicable			
				All Units	318			17.00 hrs to 23.00hrs	532				Not Applicable			
				All Units	585			23.00 hrs to 06.00hrs	495				Not Applicable			
8	Short Term Supply	Rate C(sts)	Prepaid TOD			40		Not Applicable					Not Applicable			
				All Units	495			0600 hrs - 1700 hrs & 2000 hrs - 2300 hrs	336				On all units			
				All Units	341			1700 hrs - 2000 hrs	370				On all units			
9	Government School, Government aided School and Government Sponsored School	Rate C(GS)	Normal			20		Not Applicable					Not Applicable			
				On all Units	462			0600 hrs - 1700 hrs & 2000 hrs - 2300 hrs	326				On all units			
10	Public Utility/ Specified Institution Public Bodies In Municipal Area / Non-Municipal Area	Rate C(2-U)	Normal			24		On all Units	451	24			06.00 - 17.00 hrs & 20.00 - 23.00 hrs	446	24	
				On all Units	462			17.00 - 20.00 hrs	415				17.00 - 20.00 hrs	491		
				On all Units	462			23.00 - 06.00 hrs	415				23.00 - 06.00 hrs	415		
11	Cottage Industry/ Artisan/ Weavers/ Small Production oriented establishment	Rate C(4-ii)	Normal			12		0600 hrs to 1700 hrs	434	12			Not Applicable			
				First	100	419		All Units	477				Not Applicable			
				Next	200	477		All Units	404				Not Applicable			
				Above	300	489		All Units	444				Not Applicable			
12	Poultry, Duckery, Horticulture, Tissue culture, Floriculture, Herbal-Medicinal-Bio-Diesel Plant Farming, Food Processing Unit	Rate C(4-iii)	Normal			12		0600 hrs to 1700 hrs	444	12			Not Applicable			
				First	100	428		All Units	488				Not Applicable			
				Next	200	443		All Units	413				Not Applicable			
				Above	300	490		All Units	413				Not Applicable			

Electricity Tariff & Duty and Average rates of electricity supply in India

Sl. No.	Type of Consumer	Consumer Category	Name of the Tariff Scheme	Applicable Tariff Scheme		Optional Tariff Scheme		Demand Charge (Rs/KVA/month)			
				Consumption per month in kWh	Rate (Rs/KVA/month)	Consumption per month in kWh	Rate (Rs/KVA/month)				
13	Public Water Works & Sewerage System	Normal	Normal	On all Units	462	30	Prepaid-TOD	0600 hrs - 1700 hrs & 2000 hrs - 2300 hrs	453	30	Not Applicable
14	Industry (Rural) or Industry (Urban)	Normal	Normal	First Above	476	30	Normal-TOD	0600 hrs to 1700 hrs	480	30	Not Applicable
15	Street Lighting (LED)	Normal	Normal	On all Units	438	30	Normal-TOD	0600 hrs - 1700 hrs & 2000 hrs - 2300 hrs	487	30	Not Applicable
16	Private Educational Institutions and Hospitals	Normal	Normal	On all Units	497	30	Normal-TOD	0600 hrs - 1700 hrs & 2000 hrs - 2300 hrs	536	30	Not Applicable
17	Emergency Supply	Prepaid-TOD	Prepaid-TOD	0600 hrs to 1700 hrs	614	40	Prepaid-TOD	0600 hrs to 1700 hrs & 2000 hrs to 2300 hrs	487	30	Not Applicable
18	Construction Power Supply	Prepaid-TOD	Prepaid-TOD	0600 hrs to 1700 hrs & 2000 hrs to 2300 hrs	461	24	Prepaid-TOD	0600 hrs to 1700 hrs & 2000 hrs to 2300 hrs	453	30	Not Applicable
19	Bulk Supply at single point to Co-operative Group Housing Society for providing power to its members or person for providing power to its employees in a single premises	Normal	Normal	On all Units	409	30	Prepaid-TOD	0600 hrs to 1700 hrs & 2000 hrs to 2300 hrs	404	20	Not Applicable
20	Common Services of Industrial Estates	Prepaid-TOD	Prepaid-TOD	0600 hrs to 1700 hrs & 2000 hrs to 2300 hrs	465	30	Prepaid-TOD	0600 hrs to 1700 hrs & 2000 hrs to 2300 hrs	444	20	Not Applicable
21	Short Term Irrigation Supply	Normal-TOD	Normal-TOD	1700 hrs to 2000 hrs	514	349	Normal-TOD	0600 hrs to 1700 hrs & 2000 hrs to 2300 hrs	376	30	Not Applicable

Note: * Fixed Charge will be applicable for the consumer having Contract Demand below 50 KVA and Demand Charge will be applicable for the consumer having contract Demand of 50 KVA and above. HIGH & EXTRA HIGH VOLTAGE CONSUMERS

Sl. No.	Type of Consumer	Consumer Category	Name of the Tariff Scheme	Applicable Tariff Scheme		Optional Tariff Scheme		Demand Charge (Rs/KVA/month)				
				Consumption per month in kWh	Rate (Rs/KVA/month)	Consumption per month in kWh	Rate (Rs/KVA/month)					
1	Public Utility (11 KV)	Rate A(2)	Normal	All Units	405	405	Normal TOD	0600 hrs to 1700 hrs & 2000 hrs to 2300 hrs	403	403	399	320
2	Public Utility (33 KV)	Rate F(2)	Normal	All Units	400	400	Normal TOD	0600 hrs to 1700 hrs & 2000 hrs to 2300 hrs	396	396	371	320
3	Industries (11 KV)	Rate A(1a)	Normal	All Units	494	494	Normal TOD	0600 hrs to 1700 hrs & 2000 hrs to 2300 hrs	490	490	415	320
4	Industries (33 KV)	Rate F(1a)	Normal-TOD	0600 hrs to 1700 hrs	All Units 480	All Units 478	Normal-TOD	0600 hrs to 1700 hrs & 2000 hrs to 2300 hrs	476	476	413	320
5	Industries (132 KV)	Rate G(1a)	Normal-TOD	0600 hrs to 1700 hrs	All Units 564	All Units 562	Normal-TOD	0600 hrs to 1700 hrs & 2000 hrs to 2300 hrs	559	559	433	320
6	Community Irrigation/Irrigation	Rate S(1a)	Normal-TOD	0600 hrs to 1700 hrs	All Units 471	All Units 469	Normal-TOD	0600 hrs to 1700 hrs & 2000 hrs to 2300 hrs	467	467	371	320
7	Commercial Plan-tation	Rate S(1a)	Normal-TOD	0600 hrs to 1700 hrs	All Units 553	All Units 551	Normal-TOD	0600 hrs to 1700 hrs & 2000 hrs to 2300 hrs	549	549	394	320
8	Short Term Irrigation Supply	Rate S(1a)	Normal-TOD	0600 hrs to 1700 hrs	All Units 444	All Units 442	Normal-TOD	0600 hrs to 1700 hrs & 2000 hrs to 2300 hrs	440	440	415	320
		Rate S(1a)	Normal-TOD	0600 hrs to 1700 hrs	All Units 799	All Units 796	Normal-TOD	0600 hrs to 1700 hrs & 2000 hrs to 2300 hrs	792	792	433	320
		Rate S(1a)	Normal-TOD	0600 hrs to 1700 hrs	All Units 293	All Units 292	Normal-TOD	0600 hrs to 1700 hrs & 2000 hrs to 2300 hrs	290	290	368	320
		Rate S(1a)	Normal-TOD	0600 hrs to 1700 hrs	All Units 446	All Units 444	Normal-TOD	0600 hrs to 1700 hrs & 2000 hrs to 2300 hrs	442	442	488	320
		Rate S(1a)	Normal-TOD	0600 hrs to 1700 hrs	All Units 710	All Units 707	Normal-TOD	0600 hrs to 1700 hrs & 2000 hrs to 2300 hrs	704	704	571	320
		Rate S(1a)	Normal-TOD	0600 hrs to 1700 hrs	All Units 294	All Units 293	Normal-TOD	0600 hrs to 1700 hrs & 2000 hrs to 2300 hrs	292	292	415	320
		Rate S(1a)	Normal-TOD	0600 hrs to 1700 hrs	All Units 466	All Units 464	Normal-TOD	0600 hrs to 1700 hrs & 2000 hrs to 2300 hrs	462	462	415	320
		Rate S(1a)	Normal-TOD	0600 hrs to 1700 hrs	All Units 746	All Units 742	Normal-TOD	0600 hrs to 1700 hrs & 2000 hrs to 2300 hrs	739	739	415	320
		Rate S(1a)	Normal-TOD	0600 hrs to 1700 hrs	All Units 308	All Units 306	Normal-TOD	0600 hrs to 1700 hrs & 2000 hrs to 2300 hrs	305	305	415	320

Electricity Tariff & Duty and Average rates of electricity supply in India

ELECTRICITY TARIFF IN DPSC LTD. (WEST BENGAL) w.e.f. 01.04.2013
LOW & MEDIUM VOLTAGE CONSUMERS

Sl. No.	Type of Consumer	Applicable Tariff Scheme				Optional Tariff Scheme-I				Optional Tariff Scheme-II								
		Consumer Category	Name of the Tariff Scheme	Monthly consumption in kWh	Energy Charge/Paise/KWh	Fixed/Demand Charge* in Rs./KVA/ Month	Consumer Category	Name of the Tariff Scheme	Monthly consumption in kWh	Energy Charge/Paise/KWh	Fixed/Demand Charge* in Rs./KVA/ Month	Consumer Category	Name of the Tariff Scheme	Monthly consumption in kWh	Energy Charge/Paise/KWh	Fixed/Demand Charge* in Rs./KVA/ Month		
1	Life Line (Domestic)	D (LL)	Normal	All Units	295	5	D (Lpp)	Prepaid	All Units	391	10	Not Applicable	Not Applicable	Not Applicable	Not Applicable	Not Applicable		
2	Domestic (Rural) or Domestic (Urban)	D (L)	Normal	All Units	406	10			All Units	434	10			06.00 hrs to 17.00hrs	All Units	418		
3	Commercial (Rural) or Commercial (Urban) below 30 KVA	C (L)(ia)	Normal	All Units	436	12	C (Lt)(ia)	Normal-TOD	06.00 hrs to 17.00hrs 17.00 hrs to 23.00hrs 23.00 hrs to 06.00hrs	477 477 364	12	C (Ltp)(ia)	Prepaid-TOD	06.00 hrs to 17.00hrs 17.00 hrs to 23.00hrs 23.00 hrs to 06.00hrs	All Units All Units All Units	460 460 356	12	
4	Commercial (Rural) or Commercial (Urban) 30 KVA & above	C (L)(ib)	Normal	All Units	514	12	C (Lt)(ib)	Normal-TOD	06.00 hrs to 17.00hrs 17.00 hrs to 23.00hrs 23.00 hrs to 06.00hrs	512 563 430	12	C (Ltp)(ib)	Prepaid-TOD	06.00 hrs to 17.00hrs 17.00 hrs to 23.00hrs 23.00 hrs to 06.00hrs	All Units All Units All Units	506 556 425	12	
5	Irrigation	Rate C (at)	Normal TOD	06.00 hrs to 17.00hrs 17.00 hrs to 23.00hrs 23.00 hrs to 06.00hrs	269 649 178	24	Rate C(atpp)	Prepaid TOD	06.00 hrs to 17.00hrs 17.00 hrs to 23.00hrs 23.00 hrs to 06.00hrs	260 638 183	24			06.00 hrs to 17.00hrs 17.00 hrs to 23.00hrs 23.00 hrs to 06.00hrs	All Units All Units All Units			Not Applicable
6	Commercial Plantation	Rate A (Cm-Prpp)	Prepaid TOD	06.00 hrs to 17.00hrs 17.00 hrs to 23.00hrs 23.00 hrs to 06.00hrs	489 721 294	24			06.00 hrs to 17.00hrs 17.00 hrs to 23.00hrs 23.00 hrs to 06.00hrs					06.00 hrs to 17.00hrs 17.00 hrs to 23.00hrs 23.00 hrs to 06.00hrs	All Units All Units All Units			Not Applicable
7	Short Term Irrigation Supply	Rate C(stppt)	Prepaid TOD	06.00 hrs to 17.00hrs 17.00 hrs to 23.00hrs 23.00 hrs to 06.00hrs	308 830 181	24			06.00 hrs to 17.00hrs 17.00 hrs to 23.00hrs 23.00 hrs to 06.00hrs					06.00 hrs to 17.00hrs 17.00 hrs to 23.00hrs 23.00 hrs to 06.00hrs	All Units All Units All Units			Not Applicable
8	Short Term Supply for Commercial Plantation	Rate A (Cm-Strpp)	Prepaid TOD	06.00 hrs to 17.00hrs 17.00 hrs to 23.00hrs 23.00 hrs to 06.00hrs	513 770 308	24			06.00 hrs to 17.00hrs 17.00 hrs to 23.00hrs 23.00 hrs to 06.00hrs					06.00 hrs to 17.00hrs 17.00 hrs to 23.00hrs 23.00 hrs to 06.00hrs	All Units All Units All Units			Not Applicable
9	Short Term Supply	Rate STL	Prepaid TOD	06.00 hrs to 17.00hrs 17.00 hrs to 23.00hrs 23.00 hrs to 06.00hrs	523 575 486	20			06.00 hrs to 17.00hrs 17.00 hrs to 23.00hrs 23.00 hrs to 06.00hrs					06.00 hrs to 17.00hrs 17.00 hrs to 23.00hrs 23.00 hrs to 06.00hrs	All Units All Units All Units			Not Applicable
10	Government School, Government aided School or Government Sponsored School	Rate GS(L)	Normal	On all units	400	10	Rate GS(LT)	Normal-TOD	06.00 hrs - 17.00 hrs & 20.00 hrs - 23.00 hrs 17.00 hrs - 20.00 hrs 23.00 hrs - 06.00 hrs	395 435 383	10			06.00 hrs to 17.00 hrs & 20.00 hrs to 23.00 hrs 17.00 hrs to 20.00 hrs 23.00 hrs to 06.00 hrs	All Units All Units All Units			Not Applicable
11	Public Utility / Specified Institution / Public Bodies Municipal or Non-Municipal	Rate PU(LT)	Normal	On all Units	439	12	Rate PUPpt(LT)	Prepaid	On all Units	430	12	Rate PUPpt(LT)	Prepaid-TOD	06.00 hrs to 17.00 hrs & 20.00 hrs to 23.00 hrs 17.00 hrs to 20.00 hrs 23.00 hrs to 06.00 hrs	All Units All Units All Units	415 457 386	12	
12	Cottage Industry/ Artisan/ Weavers/ Small Production oriented establishment not run by electricity as motive power	Rate C(L)(ii)	Normal	All Units	414	12	Rate Cppt(L)(ii)	Pre-paid-TOD	06.00 hrs to 17.00hrs 17.00 hrs to 23.00hrs	406 446	12			06.00 hrs to 17.00hrs 17.00 hrs to 23.00hrs	All Units All Units			Not Applicable
13	Poultry, Duckery, Horticulture, Tissue culture, Floriculture, Herbal-Medicinal-Bio-Diesel Plant Farming, Food Processing Unit	Rate C(L)(iii)	Normal	All Units	516	12	Rate Cppt(L)(iii)	Prepaid-TOD	06.00 hrs to 17.00hrs 17.00 hrs to 23.00hrs 23.00 hrs to 06.00hrs	496 546 461	12			06.00 hrs to 17.00hrs 17.00 hrs to 23.00hrs 23.00 hrs to 06.00hrs	All Units All Units All Units			Not Applicable

Electricity Tariff & Duty and Average rates of electricity supply in India

Sl. No.	Type of Consumer	Consumer Category	Name of the Tariff Scheme	Monthly consumption in kWh			Energy Charge (Paise/KWh)			Demand Charge (Rs/KVA/month)						
				On all Units	On all Units	On all Units	Summer	Monsoon	Winter							
14	Public Water Works & Sewerage System	Rate B(I)	Normal	On all Units	442	22	Rate B(I) ppt	Prepaid-TOD	0600 hrs - 1700 hrs & 2000 hrs - 2300 hrs 1700 hrs - 2000 hrs 2300 hrs - 0600 hrs	All Units All Units All Units	427 597 280	22	Not Applicable			
15	Industry (Rural) or Industry (Urban)	Rate I(L)	Normal	All Units	478	22	Rate I(L)	Normal-TOD	06.00 hrs to 17.00 hrs 17.00 hrs to 23.00 hrs 23.00 hrs to 06.00 hrs	All Units All Units All Units	478 669 315	22	Not Applicable			
16	Street Lighting	Rate D(1)	Normal	On all Units	500	22	Rate D(1)	Not Applicable	Not Applicable	All Units	315	22	Not Applicable			
17	Street Lighting with LED	Rate D(6)	Normal	On all Units	408	22	Rate D(6)	Not Applicable	Not Applicable	All Units	315	22	Not Applicable			
18	Private Educational Institutions and Hospitals	Rate S(L)	Normal	On all Units	528	24	Rate S(L)	Normal-TOD	06.00 hrs to 17.00 hrs 17.00 hrs to 23.00 hrs 23.00 hrs to 06.00 hrs	All Units All Units All Units	514 565 478	24	Not Applicable			
19	Emergency Supply	Rate D(2)	Prepaid-TOD	06.00 hrs to 17.00 hrs 17.00 hrs to 23.00 hrs 23.00 hrs to 06.00 hrs	614 859 406	24	Rate D(2)	Not Applicable	Not Applicable	All Units All Units All Units	406	24	Not Applicable			
20	Construction Power Supply	Rate D(3)	Prepaid-TOD	06.00 hrs to 17.00 hrs & 20.00 hrs to 23.00 hrs 17.00 hrs to 20.00 hrs 23.00 hrs to 06.00 hrs	554 775 366	24	Rate D(3)	Not Applicable	Not Applicable	All Units All Units All Units	366	24	Not Applicable			
21	Co-operative Group Housing Society for providing power to its members or person for providing power to its employees in a single premises	Rate D(4)	Normal	All Units	409	24	Rate D(4)	Normal-TOD	06.00 hrs to 17.00 hrs 17.00 hrs to 23.00 hrs 23.00 hrs to 06.00 hrs	All Units All Units All Units	404 444 376	24	Not Applicable			
22	Common Services of Industrial Estate	Rate D(5)	Prepaid-TOD	06.00 hrs to 17.00 hrs & 20.00 hrs to 23.00 hrs 17.00 hrs to 20.00 hrs 23.00 hrs to 06.00 hrs	499 699 330	30	Rate D(5)	Not Applicable	Not Applicable	All Units All Units All Units	330	30	Not Applicable			
*	Fixed Charge will be applicable for the Consumer having Contract Demand below 50 KVA and Demand Charge will be applicable for the Consumer having Contract Demand of 50 KVA and above. HIGH & EXTRA HIGH VOLTAGE CONSUMERS															
Applicable Tariff Scheme																
Sl. No.	Type of Consumer	Consumer Category	Name of the Tariff Scheme	Monthly consumption in kWh	Energy Charge (Paise/KWh)			Demand Charge (Rs/KVA/month)	Name of the Tariff Scheme	Con-sumer Category	Consumption per month in kWh	Energy Charge (Paise/KWh)			Demand Charge (Rs/KVA/month)	
					Summer	Monsoon	Winter					Summer	Monsoon	Winter		
1	Public Utility	Rate PU(H)	Normal	All Units	499	496	493	290	Rate PU(Ht)	Normal - TOD	06.00 hrs to 17.00 hrs & 20.00 hrs to 23.00 hrs 17.00 hrs to 20.00 hrs 23.00 hrs to 06.00 hrs	All Units All Units All Units	492 735 340	489 735 336	486 730 336	290
2	Industries (50 KVA & above)	Rate I(H)	Normal	All Units	513	510	507	290	Rate I(Ht)	TOD	06.00 hrs to 17.00 hrs 17.00 hrs to 23.00 hrs 23.00 hrs to 06.00 hrs	All Units All Units All Units	499 652 328	495 652 328	491 686 323	290
3	Industries (Below 50 KVA)	Rate I-Z(H)	Normal	All Units	537	534	531	29	Rate I-2(Ht)	(TOD)	06.00 hrs to 17.00 hrs 17.00 hrs to 23.00 hrs 23.00 hrs to 06.00 hrs	All Units All Units All Units	530 742 348	527 738 348	524 734 345	29
4	Industries (33 KV & above)	Rate I-3(H)	Normal-TOD	06.00 hrs to 17.00 hrs 17.00 hrs to 23.00 hrs 23.00 hrs to 06.00 hrs	495 692 326	491 688 324	487 683 321	290	Rate I-3(Ht)	Normal-TOD	06.00 hrs to 17.00 hrs 17.00 hrs to 23.00 hrs 23.00 hrs to 06.00 hrs	All Units All Units All Units	491 683 321	487 683 321	486 730 336	290
5	Community Irrigation/ Irrigation	Rate AI(H)	Normal-TOD	06.00 hrs to 17.00 hrs 17.00 hrs to 23.00 hrs 23.00 hrs to 06.00 hrs	365 729 219	361 721 217	357 713 215	20	Rate AI(Ht)	Normal-TOD	06.00 hrs to 17.00 hrs 17.00 hrs to 23.00 hrs 23.00 hrs to 06.00 hrs	All Units All Units All Units	357 713 215	357 713 215	357 713 215	20
6	Commercial Plan-tation	Rate S(cp)	Normal-TOD	06.00 hrs to 17.00 hrs 17.00 hrs to 23.00 hrs 23.00 hrs to 06.00 hrs	462 966 277	457 956 274	452 946 271	290	Rate S(cp)	Normal-TOD	06.00 hrs to 17.00 hrs 17.00 hrs to 23.00 hrs 23.00 hrs to 06.00 hrs	All Units All Units All Units	452 946 271	452 946 271	452 946 271	290
7	Short Term Irriga-tion Supply	Rate S(stis)	Normal-TOD	06.00 hrs to 17.00 hrs 17.00 hrs to 23.00 hrs 23.00 hrs to 06.00 hrs	522 731 344	519 726 342	517 724 341	36	Rate S(stis)	Normal-TOD	06.00 hrs to 17.00 hrs 17.00 hrs to 23.00 hrs 23.00 hrs to 06.00 hrs	All Units All Units All Units	517 724 341	517 724 341	517 724 341	36
8	Short Term Supply for Commercial Plantation	Rate S(step)	Normal-TOD	06.00 hrs to 17.00 hrs 17.00 hrs to 23.00 hrs 23.00 hrs to 06.00 hrs	462 966 277	457 956 274	452 946 271	290	Rate S(step)	Normal-TOD	06.00 hrs to 17.00 hrs 17.00 hrs to 23.00 hrs 23.00 hrs to 06.00 hrs	All Units All Units All Units	452 946 271	452 946 271	452 946 271	290

Electricity Tariff & Duty and Average rates of electricity supply in India

9	Commercial	Rate C(H)	Normal	All Units	518	515	512	290	Rate C(HH)	Normal TOD	06.00 hrs to 17.00hrs 17.00 hrs to 23.00 hrs	All Units	512	507	502	290
10	Domestic	Rate D(H)	Normal	All Units	582	579	576	22	Rate D(HH)	Normal TOD	06.00 hrs to 17.00hrs 17.00 hrs to 23.00 hrs	All Units	575	569	563	22
11	Public Water Works & Sewerage	Rate PWV(H)	Normal	All Units	497	493	489	290	Rate PWV(HH)	Normal TOD	06.00 hrs to 17.00hrs & 17.00 hrs to 23.00 hrs	All Units	491	486	481	290
12	Sports Complex & Auditorium run by Govt./ local bodies for cultural affairs	Rate S(c)	Normal	All Units	349	339	329	290	Not Applicable			All Units	324	320	317	
13	Cold Storage or Dairy with Chilling Plant	Rate S(pi)	Normal	All Units	449	444	439	290	Rate S(piH)	Normal TOD	06.00 hrs to 17.00hrs 17.00 hrs to 23.00 hrs	All Units	444	438	432	290
14	Emergency Supply	Rate E(em)	Normal-TOD	06.00 hrs to 17.00hrs 17.00 hrs to 23.00 hrs 23.00 hrs to 06.00hrs	464 650 307	462 647 305	460 644 304	290	Not Applicable			All Units	460 644 304			
15	Construction Power Supply	Rate E(con)	Normal-TOD	06.00 hrs to 17.00hrs & 20.00 hrs to 23.00 hrs 17.00 hrs to 20.00 hrs	512 717 473	510 714 471	508 711 469	290	Not Applicable			All Units	508 711 469			
16	Co-operative Group Housing Society for providing power to its members or person for providing power to its employees in a single premises	Rate S(co)	Normal	All Units	574	570	566	22	Rate S(cot)	Normal-TOD	06.00 hrs to 17.00hrs 17.00 hrs to 23.00 hrs 23.00 hrs to 06.00hrs	All Units	568	563	558	22
17	Common Services of Industrial Estate	Rate E(ict)	Normal-TOD	06.00 hrs to 17.00hrs & 20.00 hrs to 23.00 hrs 17.00 hrs to 20.00 hrs 23.00 hrs to 06.00hrs	504 706 333	501 701 331	498 697 329	290	Not Applicable			All Units	498 697 329			
18	Traction	Rate T	Normal	All Units	552	547	542	290	Not Applicable			All Units	542			
19	Short-term Supply	Rate S(ST)	Normal-TOD	06.00 hrs to 17.00hrs 17.00 hrs to 23.00 hrs 23.00 hrs to 06.00hrs	612 673 569	610 671 567	608 668 565	290	Not Applicable			All Units	608 668 565			
20	Private Educational Institutions	Rate E(e)	Normal	All Units	437	434	431	290	Rate E(ei)	Normal - TOD	06.00 hrs to 17.00hrs 17.00 hrs to 23.00 hrs 23.00 hrs to 06.00hrs	All Units	432	426	420	290
Load Factor Rebate (Paise/ Kwh) for HT consumers																
Supply Voltage																
Amount of Rebate																
Range of Load Factor																
Below 33KV																
Above 33 KV																
Upto 60%																
Upto 65%																
Upto 70%																
Upto 75%																
Upto 80%																
Upto 85%																
Upto 90%																
Upto 92%																
Upto 95%																
Above 95%																
Prompt Payment Rebate:-																
rebate on the amount of bill excluding meter rent, taxes, duties and levies and arrears if the payment is made within the due date, for all consumers, excluding consumers having pre-paid meters.																
Delayed payment surcharge shall be applicable as per regulation 4.14 of the Tariff Regulations.																
Assumed Power factor 90%																
Reference :WBERC/TP-51/11-12/1555 dated 26.12.2013																

भाग - 3
विद्युत आपूर्ति तथा विद्युत शुल्क की औसत दरें



PART - 3
AVERAGE RATES OF ELECTRICITY
SUPPLY AND ELECTRICITY DUTY

सारणी सं०1(क): घरेलू 1 कि०. वा०. (100 यूनिट/माह)
TABLE NO.1(a): DOMESTIC 1 KW (100 Units/Month)

क्रमांक Sr. No.	युटिलिटी का नाम	Name of Utility	Tariff effective from	Av. Rate (P/KWh)	Duty/Tax (P/KWh)	Total
1	अंडमान एण्ड निकोबार	Andaman & Nicobar Island	01.04.2014	200	10	210
2	आंध्र प्रदेश	Andhra Pradesh	01.04.2014	233	6	239
3	अरुणाचल प्रदेश	Arunachal Pradesh	01.04.2014	400	0	400
4	आसाम	Assam	01.12.2013	388	10	398
5	बिहार (शहरी क्षेत्र)	Bihar (Urban Areas)	01.04.2014	340	20	360
	(ग्रामीण क्षेत्र)	(Rural Areas)		215	13	228
6	चंडीगढ़	Chandigarh	01.04.2014	230	9	239
7	छत्तीसगढ़	Chhattishgarh	01.07.2014	270	22	292
8	दादरा एवं नागर हवेली	Dadra & Nagar Haveli	01.04.2014	150	0	150
9	दमन एवं दिव	Daman & Diu	01.04.2014	150	0	150
10	दिल्ली-(बी.वाइ.पी.एल./बी.आर.पी.एल./एन.डी.पी.ए.)	Delhi-(BYPL/BRPL/NDPL-TPDDL)	17.07.2014	440	22	462
11	दिल्ली-(एन.डी.एम.सी.)	Delhi-(NDMC)	17.07.2014	345	17	362
12	गोवा	Goa	01.04.2014	140	20	160
13	गुजरात	Gujarat (Urban Areas)	01.05.2014	353	53	405
		(Rural Areas)		313	23	336
14	गुजरात-(टोरेन्ट पावर लि., अहमदाबाद)	Gujarat-(Torrent Power Ltd., Ahmedabad)	01.05.2014	380	57	437
15	गुजरात-(टोरेन्ट पावर लि.,	Gujarat-(Torrent Power Ltd., Surat)	01.05.2014	368	55	423
16	हरियाणा	Haryana	01.04.2014	378	15	393
17	हिमाचल प्रदेश	Himachal Pradesh	01.08.2014	170	5	175
18	जम्मू व कश्मीर	Jammu & Kashmir	01.07.2014	154	32	186
19	झारखंड	Jharkhand (Urban Areas)	01.08.2012	280	20	300
		(Rural Areas)		165	20	185
20	कर्नाटक	Karnataka	01.05.2014			
		Bruhat Bangalore Mahangara Palike, Municipal Corp.& all Urban Areas under Village Panchayats		386	23	409
				352	21	373
21	केरल	Kerala	16.08.2014	320	30	350
22	लक्षद्वीप	Lakshadweep	01.04.2014	123	0	123
23	मध्य प्रदेश	Madhya Pradesh (Urban Areas)	01.06.2014	428	39	466
		(Rural Areas)		403	36	439
24	महाराष्ट्र	Maharashtra	01.08.2012	376	56	432
25	महाराष्ट्र-मुंबई-(बी.ई.एस.टी.)	Maharashtra - Mumbai-(B.E.S.T)	01.04.2014	360	69	429
26	महाराष्ट्र-मुंबई-(रिलायंस एनर्जी)	Maharashtra - Mumbai-(Reliance Energy)	01.04.2014	432	80	512
27	महाराष्ट्र-मुंबई-(टाटा)	Maharashtra - Mumbai-(TATA's)	01.04.2014	289	58	306
28	मणीपुर	Manipur	27.02.2015	400	2	402
29	मिजोरम	Mizoram	01.04.2014	280	0	280
30	मेघालय	Meghalaya	01.04.2013	295	5	300
31	नागालैंड	Nagaland	01.04.2014	402	0	402
32	उड़ीसा	Orissa	01.04.2014	315	13	328
33	ओडीसा	Puducherry	01.04.2014	120	0	120
34	पंजाब	Punjab	01.04.2014	508	66	574
35	राजस्थान	Rajasthan	01.02.2015	628	40	583
36	सिक्किम	Sikkim	01.04.2014	168	0	168
37	तमिल नाडू	Tamil Nadu	12.12.2014	160	0	160
38	त्रिपुरा	Tripura	01.04.2014	522	0	522
39	उत्तराखण्ड	Uttarakhand	01.04.2014	269	15	284
40	उत्तर प्रदेश	Uttar Pradesh (URBAN)	01.04.2014	475	24	499
		(RURAL)		270	14	284
41	पश्चिम बंगाल	West Bengal (URBAN)	01.04.2013	541	0	541
		(RURAL)		528	0	528
42	पश्चिम बंगाल-कोलकत्ता-(सी.ई.एस.सी.)	West Bengal - (CESC Ltd., Kolkata)	01.04.2013	495	0	495
43	पश्चिम बंगाल-(डी.पी.एस.सी.)	West Bengal - (DPSC Ltd.)	01.04.2013	417	0	417
44	पश्चिम बंगाल-दुर्गापुर परियोजना	West Bengal-Durgapur Projects Ltd.	01.04.2014	420	0	420

सारणी संव1(ख): घरेलू 2 किव. वाव. (200 यूनिट/माह)
TABLE NO.1(b): DOMESTIC 2 KW (200 Units/Month)

क्रमांक Sr. No.	युटिलिटी का नाम	Name of Utility	Tariff effective from	Av. Rate (P/KWh)	Duty/Tax (P/KWh)	Total (P/KWh)
1	अंडमान एण्ड निकोबार	Andaman & Nicobar Island	01.04.2014	285	14	299
2	आंध्र प्रदेश	Andhra Pradesh	01.04.2014	328	6	334
3	अरुणाचल प्रदेश	Arunachal Pradesh	01.04.2014	400	0	400
4	आसाम	Assam	01.12.2013	463	10	473
5	बिहार (शहरी क्षेत्र)	Bihar (Urban Areas)	01.04.2014	353	21	374
	(ग्रामीण क्षेत्र)	(Rural Areas)		243	15	257
6	चंडीगढ़	Chandigarh	01.04.2014	278	9	287
7	छत्तीसगढ़	Chhattisgarh	01.07.2014	270	22	292
8	दादरा एवं नागर हवेली	Dadra & Nagar Haveli	01.04.2014	165	0	165
9	दमन एवं दिव	Daman & Diu	01.04.2014	165	0	165
10	दिल्ली-(बी.वाइ.पी.एल./बी.आर.पी.एल./एन.डी.पी.ए.)	Delhi-(BYPL/BRPL/NDPL-TPDDL)	17.07.2014	420	21	441
11	दिल्ली-(एन.डी.एम.सी.)	Delhi-(NDMC)	17.07.2014	345	17	362
12	गोवा	Goa	01.04.2014	155	20	175
13	गुजरात	Gujarat (Urban Areas)	01.05.2014	389	58	447
		(Rural Areas)		349	26	375
14	गुजरात-(टोरेन्ट पावर लि., अहमदाबाद)	Gujarat-(Torrent Power Ltd., Ahmedabad)	01.05.2014	385	58	443
15	गुजरात-(टोरेन्ट पावर लि.,	Gujarat-(Torrent Power Ltd., Surat)	01.05.2014	396	59	456
16	हरियाणा	Haryana	01.04.2014	414	15	429
17	हिमाचल प्रदेश	Himachal Pradesh	01.08.2014	203	6	209
18	जम्मू व कश्मीर	Jammu & Kashmir	01.07.2014	177	38	215
19	झारखंड	Jharkhand (Urban Areas)	01.08.2012	260	20	280
		(Rural Areas)		253	20	273
20	कर्नाटक	Karnataka	01.05.2014			
		Bruhat Bangalore Mahangara Palike, Municipal Corp.& all Urban		473	28	501
		Areas under Village Panchayats		436	26	462
21	केरल	Kerala	16.08.2014	420	40	460
22	लक्षद्वीप	Lakshadweep	01.04.2014	186	0	186
23	मध्य प्रदेश	Madhya Pradesh (Urban Areas)	01.06.2014	534	56	590
		(Rural Areas)		496	52	549
24	महाराष्ट्र	Maharashtra	01.08.2012	536	80	616
25	महाराष्ट्र-मुम्बई-(बी.ई.एस.टी.)	Maharashtra - Mumbai-(B.E.S.T)	01.04.2014	517	92	609
26	महाराष्ट्र-मुम्बई-(रिलायंस एनर्जी)	Maharashtra - Mumbai-(Reliance Energy)	01.04.2014	512	92	603
27	महाराष्ट्र-मुम्बई-(टाटा)	Maharashtra - Mumbai-(TATA's)	01.04.2014	369	70	395
28	मणीपुर	Manipur	27.02.2015	470	2	472
29	मिजोरम	Mizoram	01.04.2014	343	0	343
30	मेघालय	Meghalaya	01.04.2013	315	5	320
31	नागालैंड	Nagaland	01.04.2014	451	0	451
32	उड़ीसा	Orissa	01.04.2014	358	14	372
33	पुडुच्चेरी	Puducherry	01.04.2014	135	0	135
34	पंजाब	Punjab	01.04.2014	587	76	663
35	राजस्थान	Rajasthan	01.02.2015	603	55	571
36	सिक्किम	Sikkim	01.04.2014	256	0	256
37	तमिल नाडू	Tamil Nadu	12.12.2014	258	0	258
38	त्रिपुरा	Tripura	01.04.2014	556	0	556
39	उत्तराखण्ड	Uttarakhand	01.04.2014	270	15	285
40	उत्तर प्रदेश	Uttar Pradesh (URBAN)	01.04.2014	475	24	499
		(RURAL)		270	14	284
41	पश्चिम बंगाल	West Bengal (URBAN)	01.04.2013	601	0	601
		(RURAL)		586	0	586
42	पश्चिम बंगाल-कोलकता-(सी.ई.एस.सी.)	West Bengal - (CESC Ltd., Kolkata)	01.04.2013	570	0	570
43	पश्चिम बंगाल-(डी.पी.एस.सी.)	West Bengal - (DPSC Ltd.)	01.04.2013	417	0	417
44	पश्चिम बंगाल-दुर्गापुर परियोजना	West Bengal-Durgapur Projects Ltd.	01.04.2014	449	0	449

- Index of States
- 1 A&N Island
 - 2 Andhra Pradesh
 - 3 Arunachal Pradesh
 - 4 Assam
 - 5 Bihar (Urban)
 - 6 Bihar (Rural)
 - 7 Chandigarh
 - 8 Chhattisgarh
 - 9 Dadr&Ngr Haveli
 - 10 Daman & Diu
 - 11 Delhi (BSES/NDPL)
 - 12 Delhi (NDMC)
 - 13 Goa
 - 14 Gujarat (Urban)
 - 15 Gujarat (Rural)
 - 16 Gujarat (Ahmadabad)
 - 17 Gujarat (Surat)
 - 18 Haryana
 - 19 Himachal Pradesh
 - 20 Jammu & Kashmir
 - 21 Jharkhand (Urban)
 - 22 Jharkhand (Rural)
 - 23 Karnataka (Bangalore & other Cities)
 - 24 Karnataka (Area under Village Panchayat)
 - 25 Kerala
 - 26 Lakshadweep
 - 27 MP (Urban)
 - 28 MP (Rural)
 - 29 Maharashtra
 - 30 Maharashtra - Mumbai (B.E.S.T)
 - 31 Maharashtra - Mumbai (Reliance Energy)
 - 32 Maharashtra - Mumbai (TATA's)
 - 33 Manipur
 - 34 Mizoram
 - 35 Meghalaya
 - 36 Nagaland
 - 37 Orissa
 - 38 Puducherry
 - 39 Punjab
 - 40 Rajasthan
 - 41 Sikkim
 - 42 Tamil Nadu
 - 43 Tripura
 - 44 Uttaranchal
 - 45 U. P. (Urban)
 - 46 U. P. (Rural)
 - 47 West Bengal (Urban)
 - 48 West Bengal (Rural)
 - 49 W. B. (Kolkata CESC)
 - 50 West Bengal-DPSC
 - 51 West Bengal (DPL)

Chart 1(a): Domestic 1 KW (100 Units/ Month)

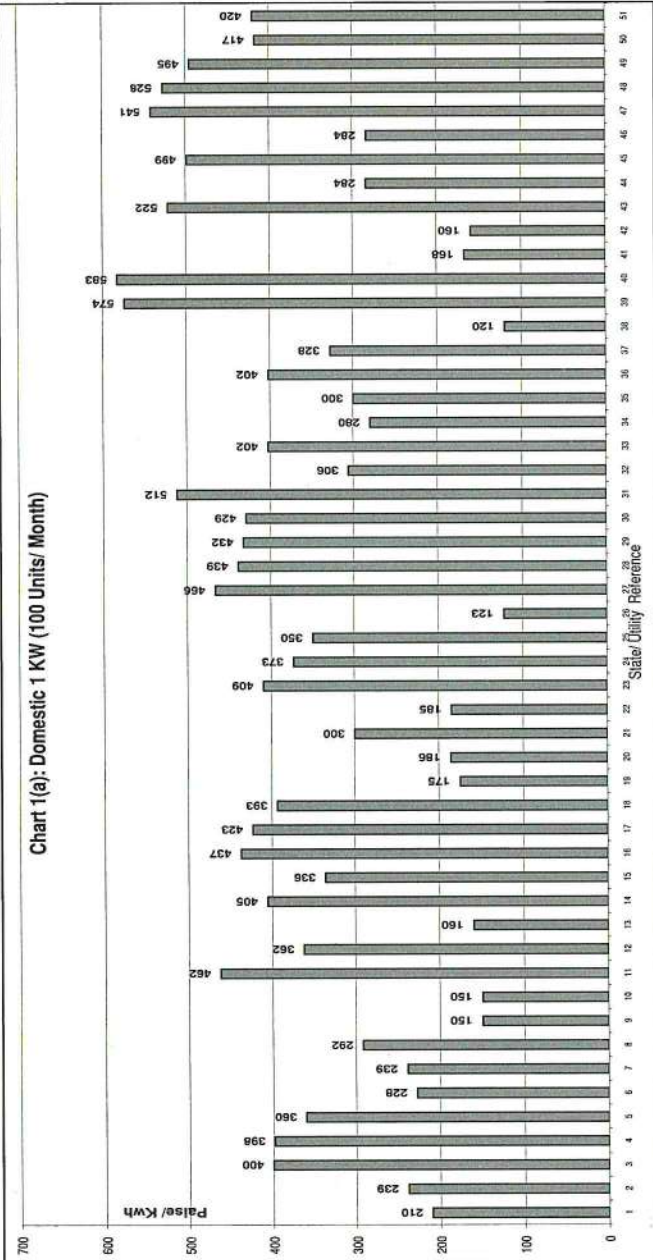
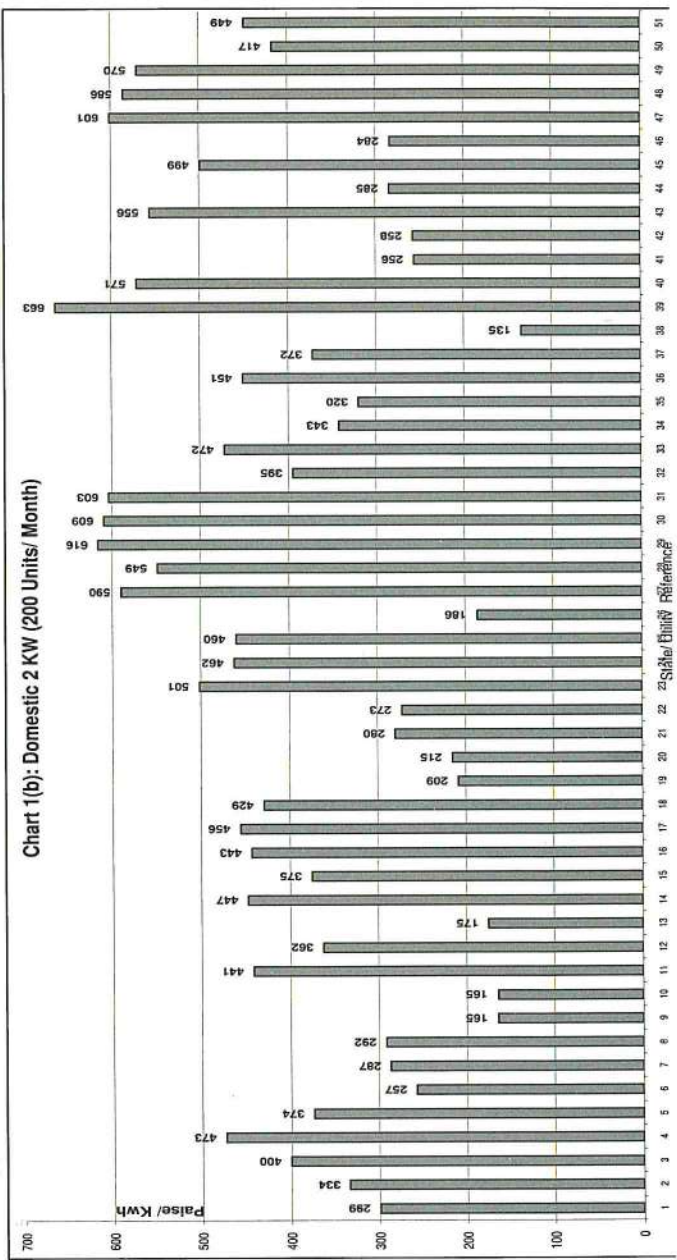


Chart 1(b): Domestic 2 KW (200 Units/ Month)



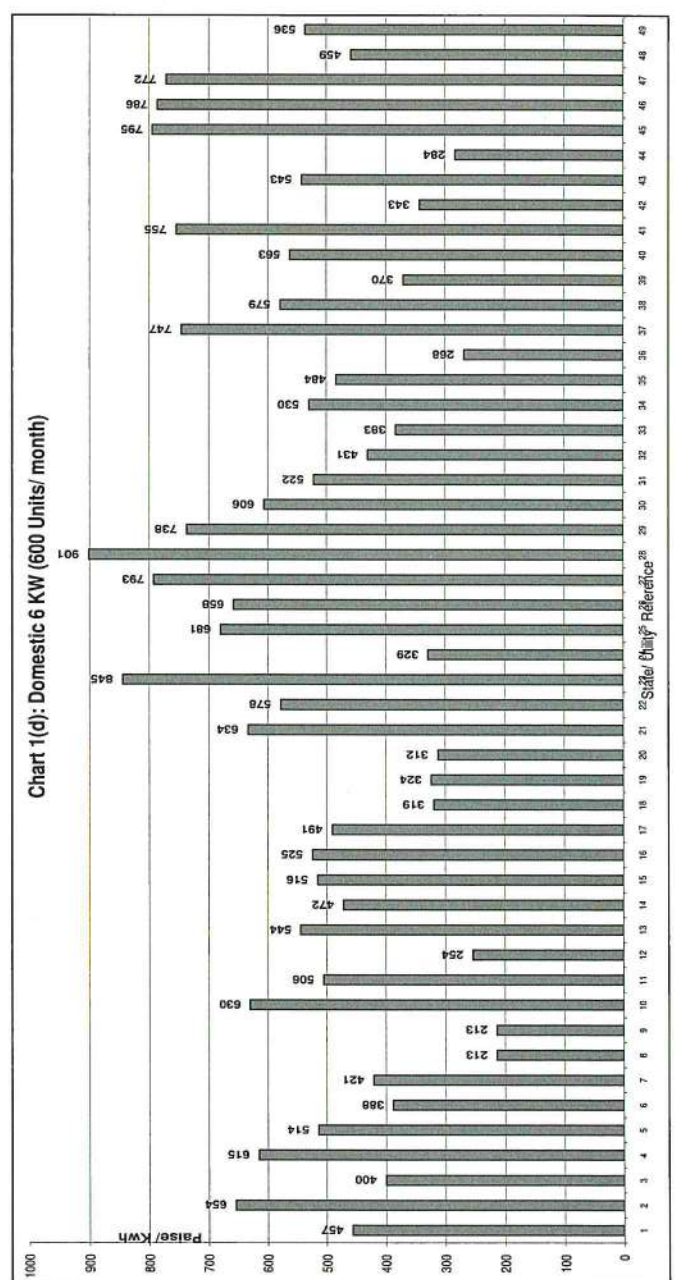
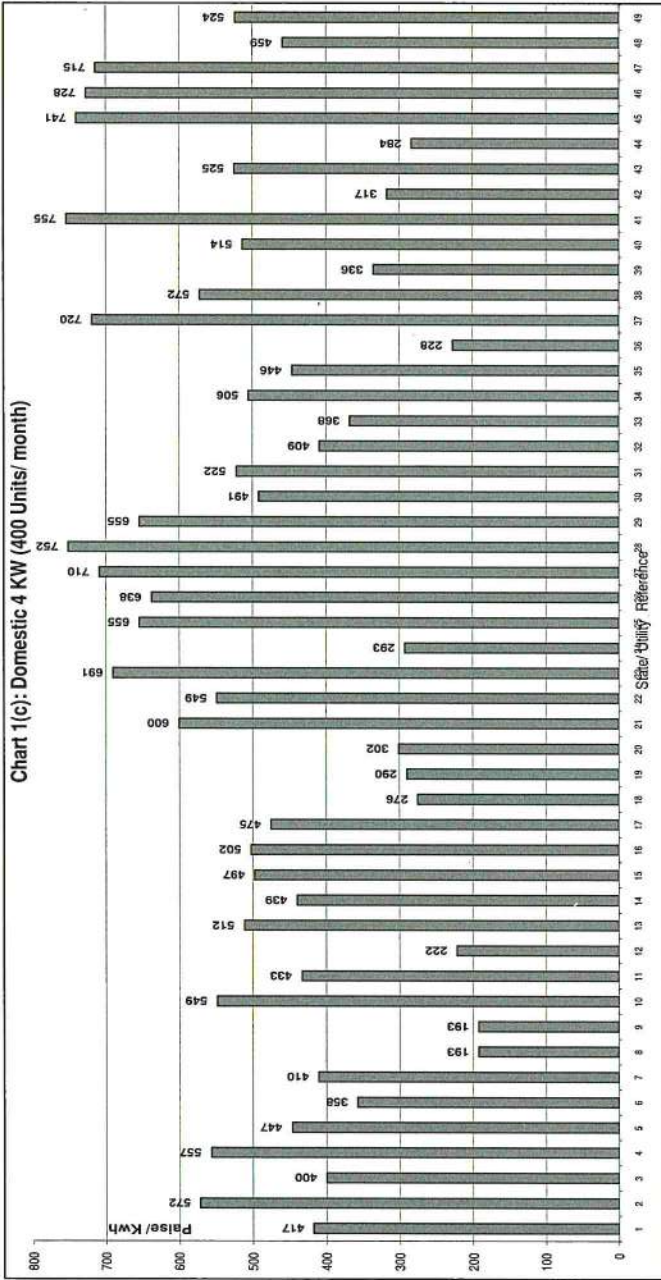
सारणी सं०1(ग): घरेलू 4 कि०. वा०. (400 यूनिट/माह)
TABLE NO.1(c): DOMESTIC 4 KW (400 Units/Month)

क्रमांक Sr. No.	युटिलिटी का नाम	Name of Utility	Tariff effective from	Av. Rate (P/KWh)	Duty/Tax (P/KWh)	Total (P/KWh)
1	अंडमान एण्ड निकोबार	Andaman & Nicobar Island	01.04.2014	398	20	417
2	आंध्र प्रदेश	Andhra Pradesh	01.04.2014	566	6	572
3	अरुणाचल प्रदेश	Arunachal Pradesh	01.04.2014	400	0	400
4	आसाम	Assam	01.12.2013	547	10	557
5	बिहार	Bihar	01.04.2014	421	25	447
6	चंडीगढ़	Chandigarh	01.04.2014	349	9	358
7	छत्तीसगढ़	Chhattishgarh	01.07.2014	380	30	410
8	दादरा एवं नागर हवेली	Dadra & Nagar Haveli	01.04.2014	193	0	193
9	दमन एवं दिव	Daman & Diu	01.04.2014	193	0	193
10	दिल्ली-(बी.वाई.पी.एल./एन.डी.पी.एल.-टी.पी.डी.डी.एल)	Delhi-(BYPL/BRPL/NDPL-TPDDL)	17.07.2014	523	26	549
11	दिल्ली-(एन.डी.एम.सी.)	Delhi-(NDMC)	17.07.2014	413	21	433
12	गोवा	Goa	01.04.2014	202	20	222
13	गुजरात	Gujarat (Urban Areas)	01.05.2014	445	67	512
		(Rural Areas)		409	31	439
14	गुजरात-(टोरेन्ट पावर लि. अहमदाबाद)	Gujarat-(Torrent Power Ltd., Ahmedabad)	01.05.2014	433	65	497
15	गुजरात-(टोरेन्ट पावर लि., सूरत)	Gujarat-(Torrent Power Ltd., Surat)	01.05.2014	437	66	502
16	हरियाणा	Haryana	01.04.2014	460	15	475
17	हिमाचल प्रदेश	Himachal Pradesh	01.08.2014	268	8	276
18	जम्मू व कश्मीर	Jammu & Kashmir	01.07.2014	239	52	290
19	झारखंड	Jharkhand	01.08.2012	280	22	302
20	कर्नाटक	Karnataka	01.05.2014			
		Bruhat Bangalore Mahangara Palike, Municipal Corp.& all Urban		567	34	600
		Areas under Village Panchayats		518	31	549
21	केरल	Kerala	16.08.2014	630	61	691
22	लक्षद्वीप	Lakshadweep	01.04.2014	293	0	293
23	मध्य प्रदेश	Madhya Pradesh (Urban Areas)	01.06.2014	581	74	655
		(Rural Areas)		566	72	638
24	महाराष्ट्र	Maharashtra	01.08.2012	617	93	710
25	महाराष्ट्र-मुम्बई-(बी.ई.एस.टी.)	Maharashtra - Mumbai-(B.E.S.T)	01.04.2014	641	111	752
26	महाराष्ट्र-मुम्बई-(रिलायंस एनर्जी)	Maharashtra - Mumbai-(Reliance Energy)	01.04.2014	556	98	655
27	महाराष्ट्र-मुम्बई-(टाटा)	Maharashtra - Mumbai-(TATA's)	01.04.2014	470	86	491
28	मणिपुर	Manipur	27.02.2015	520	2	522
29	मिजोरम	Mizoram	01.04.2014	409	0	409
30	मेघालय	Meghalaya	01.04.2013	363	5	368
31	नागालैंड	Nagaland	01.04.2014	506	0	506
32	उड़ीसा	Orissa	01.04.2014	429	17	446
33	पुडुच्चेरी	Puducherry	01.04.2014	228	0	228
34	पंजाब	Punjab	01.04.2014	637	83	720
35	राजस्थान	Rajasthan	01.02.2015	604	55	572
36	सिक्किम	Sikkim	01.04.2014	336	0	336
37	तमिल नाडू	Tamil Nadu	12.12.2014	514	0	514
38	त्रिपुरा	Tripura	01.04.2014	755	0	755
39	उत्तराखण्ड	Uttarakhand	01.04.2014	302	15	317
40	उत्तर प्रदेश	Uttar Pradesh (URBAN)	01.04.2014	500	25	525
		(RURAL)		270	14	284
41	पश्चिम बंगाल	West Bengal (URBAN)	01.04.2013	674	67	741
		(RURAL)		662	66	728
42	पश्चिम बंगाल-कोलकत्ता-(सी.ई.एस.सी.)	West Bengal - (CESC Ltd., Kolkata)	01.04.2013	650	65	715
43	पश्चिम बंगाल-(डी.पी.एस.सी.)	West Bengal - (DPSC Ltd.)	01.04.2013	417	42	459
44	पश्चिम बंगाल-दुर्गापुर परियोजना	West Bengal-Durgapur Projects Ltd.	01.04.2014	476	48	524

सारणी सं01(घ): घरेलू 6 कि०. वा०. (600 यूनिट/माह)
TABLE NO.1(d): DOMESTIC 6 KW (600 Units/Month)

क्रमांक Sr. No.	युटिलिटी का नाम	Name of Utility	Tariff effective from	Av. Rate (P/KWh)	Duty/Tax (P/KWh)	Total (P/KWh)
1	अंडमान एण्ड निकोबार	Andaman & Nicobar Island	01.04.2014	435	22	457
2	आंध्र प्रदेश	Andhra Pradesh	01.04.2014	648	6	654
3	अरुणाचल प्रदेश	Arunachal Pradesh	01.04.2014	400	0	400
4	आसाम	Assam	01.12.2013	605	10	615
5	बिहार	Bihar	01.04.2014	485	29	514
6	चंडीगढ़	Chandigarh	01.04.2014	379	9	388
7	छत्तीसगढ़	Chhattishgarh	01.07.2014	390	31	421
8	दादरा एवं नागर हवेली	Dadra & Nagar Haveli	01.04.2014	213	0	213
9	दमन एवं दिव	Daman & Diu	01.04.2014	213	0	213
10	दिल्ली-(बी.वाई.पी.एल./एन.डी.पी.एल.-टी.पी.डी.डी.एल.)	Delhi-(BYPL/BRPL/NDPL-TPDDL)	17.07.2014	600	30	630
11	दिल्ली-(एन.डी.एम.सी.)	Delhi-(NDMC)	17.07.2014	482	24	506
12	गोवा	Goa	01.04.2014	234	20	254
13	गुजरात	Gujarat (Urban Areas)	01.05.2014	473	71	544
		(Rural Areas)		439	33	472
14	गुजरात-(टोरेन्ट पावर लि., अहमदाबाद)	Gujarat-(Torrent Power Ltd., Ahmedabad)	01.05.2014	448	67	516
15	गुजरात-(टोरेन्ट पावर लि., सूरत)	Gujarat-(Torrent Power Ltd., Surat)	01.05.2014	456	68	525
16	हरियाणा	Haryana	01.04.2014	476	15	491
17	हिमाचल प्रदेश	Himachal Pradesh	01.08.2014	310	9	319
18	जम्मू व कश्मीर	Jammu & Kashmir	01.07.2014	266	58	324
19	झारखंड	Jharkhand	01.08.2012	290	22	312
20	कर्नाटक	Karnataka	01.05.2014			
		Bruhat Bangalore Mahangara Palike, Municipal Corp. & all Urban		598	36	634
		Areas under Village Panchayats		545	33	578
21	केरल	Kerala	16.08.2014	770	75	845
22	लक्षद्वीप	Lakshadweep	01.04.2014	329	0	329
23	मध्य प्रदेश	Madhya Pradesh (Urban Areas)	01.06.2014	600	81	681
		(Rural Areas)		580	78	658
24	महाराष्ट्र	Maharashtra	01.08.2012	690	103	793
25	महाराष्ट्र-मुम्बई-(बी.ई.एस.टी.)	Maharashtra - Mumbai-(B.E.S.T)	01.04.2014	771	131	901
26	महाराष्ट्र-मुम्बई-(रिलायंस एनर्जी)	Maharashtra - Mumbai-(Reliance Energy)	01.04.2014	629	109	738
27	महाराष्ट्र-मुम्बई-(टाटा)	Maharashtra - Mumbai-(TATA's)	01.04.2014	591	104	606
28	मणीपुर	Manipur	27.02.2015	520	2	522
29	मिजोरम	Mizoram	01.04.2014	431	0	431
30	मेघालय	Meghalaya	01.04.2013	378	5	383
31	नागालैंड	Nagaland	01.04.2014	530	0	530
32	उड़ीसा	Orissa	01.04.2014	466	19	484
33	पुडुच्चेरी	Puducherry	01.04.2014	268	0	268
34	पंजाब	Punjab	01.04.2014	661	86	747
35	राजस्थान	Rajasthan	01.02.2015	613	55	579
36	सिक्किम	Sikkim	01.04.2014	370	0	370
37	तमिल नाडू	Tamil Nadu	12.12.2014	563	0	563
38	त्रिपुरा	Tripura	01.04.2014	755	0	755
39	उत्तराखण्ड	Uttarakhand	01.04.2014	328	15	343
40	उत्तर प्रदेश	Uttar Pradesh (URBAN)	01.04.2014	517	26	543
		(RURAL)		270	14	284
41	पश्चिम बंगाल	West Bengal (URBAN)	01.04.2013	723	72	795
		(RURAL)		715	71	786
42	पश्चिम बंगाल-कोलकत्ता-(सी.ई.एस.सी.)	West Bengal - (CESC Ltd., Kolkata)	01.04.2013	702	70	772
43	पश्चिम बंगाल-(डी.पी.एस.सी.)	West Bengal - (DPSC Ltd.)	01.04.2013	417	42	459
44	पश्चिम बंगाल-दुर्गापुर परियोजना	West Bengal-Durgapur Projects Ltd.	01.04.2014	488	49	536

- Index of States
- 1 A&N Island
 - 2 Andhra Pradesh
 - 3 Arunachal Pradesh
 - 4 Assam
 - 5 Bihar
 - 6 Chandigarh
 - 7 Chhattisgarh
 - 8 Dadra&Ngr Havelli
 - 9 Daman & Diu
 - 10 Delhi (BSES/NDPL)
 - 11 Delhi (NDMC)
 - 12 Goa
 - 13 Gujarat (Urban)
 - 14 Gujarat (Rural)
 - 15 Gujarat (Ahmadabad)
 - 16 Gujarat (Surat)
 - 17 Haryana
 - 18 Himachal Pradesh
 - 19 Jammu & Kashmir
 - 20 Jharkhand
 - 21 Karnataka (Banglore & other Cities)
 - 22 Karnataka (Area under Village Panchayat)
 - 23 Kerala
 - 24 Lakshadweep
 - 25 MP (Urban)
 - 26 MP (Rural)
 - 27 Maharashtra
 - 28 Maharashtra - Mumbai- (B.E.S.T)
 - 29 Maharashtra - Mumbai- (Reliance Energy)
 - 30 Maharashtra - Mumbai- (TATAs)
 - 31 Manipur
 - 32 Mizoram
 - 33 Meghalaya
 - 34 Nagaland
 - 35 Orissa
 - 36 Puducherry
 - 37 Punjab
 - 38 Rajasthan
 - 39 Sikkim
 - 40 Tamil Nadu
 - 41 Tripura
 - 42 Uttaranchal
 - 43 U. P. (Urban)
 - 44 U. P. (Rural)
 - 45 West Bengal (Urban)
 - 46 West Bengal (Rural)
 - 47 W. B. (Kolkata CESC)
 - 48 West Bengal-DPSC
 - 49 West Bengal (DPL)



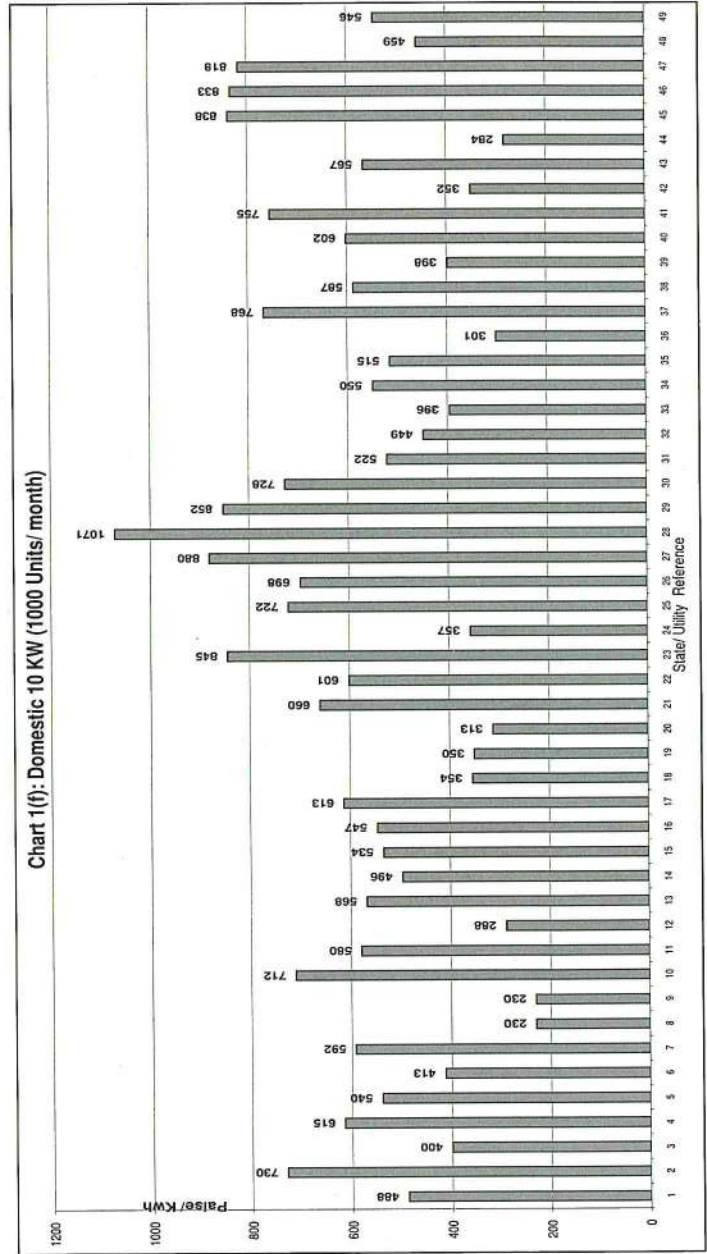
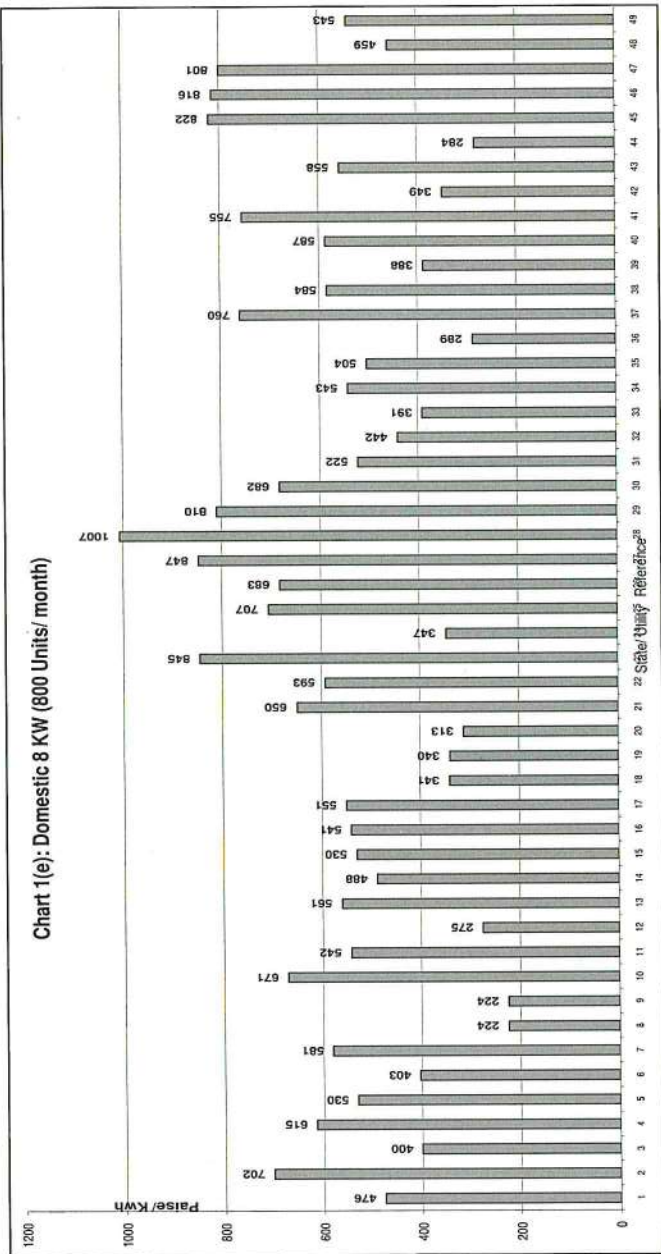
सारणी सं०1(इ): घरेलू 8 कि०. वा०. (800 यूनिट/माह)
TABLE NO.1(e): DOMESTIC 8 KW (800 Units/Month)

क्रमांक Sr. No.	युटिलिटी का नाम	Name of Utility	Tariff effective from	Av. Rate (P/KWh)	Duty/Tax (P/KWh)	Total (P/KWh)
1	अंडमान एण्ड निकोबार	Andaman & Nicobar Island	01.04.2014	454	23	476
2	आंध्र प्रदेश	Andhra Pradesh	01.04.2014	696	6	702
3	अरुणाचल प्रदेश	Arunachal Pradesh	01.04.2014	400	0	400
4	आसाम	Assam	01.12.2013	605	10	615
5	बिहार	Bihar	01.04.2014	500	30	530
6	चंडीगढ़	Chandigarh	01.04.2014	394	9	403
7	छत्तीसगढ़	Chhattishgarh	01.07.2014	538	43	581
8	दादरा एवं नागर हवेली	Dadra & Nagar Haveli	01.04.2014	224	0	224
9	दमन एवं दिव	Daman & Diu	01.04.2014	224	0	224
10	दिल्ली-(बी.वाई.पी.एल./एन.डी.पी.एल.-टी.पी.डी.डी.एल)	Delhi-(BYPL/BRPL/NDPL-TPDDL)	17.07.2014	639	32	671
11	दिल्ली-(एन.डी.एम.सी.)	Delhi-(NDMC)	17.07.2014	516	26	542
12	गोवा	Goa	01.04.2014	255	20	275
13	गुजरात	Gujarat (Urban Areas)	01.05.2014	488	73	561
		(Rural Areas)		454	34	488
14	गुजरात-(टोरेन्ट पावर लि. अहमदाबाद)	Gujarat-(Torrent Power Ltd., Amedbad)	01.05.2014	461	69	530
15	गुजरात-(टोरेन्ट पावर लि., सुरत)	Gujarat-(Torrent Power Ltd., Surat)	01.05.2014	470	71	541
16	हरियाणा	Haryana	01.04.2014	536	15	551
17	हिमाचल प्रदेश	Himachal Pradesh	01.08.2014	331	10	341
18	जम्मू व कश्मीर	Jammu & Kashmir	01.07.2014	279	61	340
19	झारखंड	Jharkhand	01.08.2012	290	23	313
20	कर्नाटक	Karnataka	01.05.2014			
		Bruhat Bangalore Mahangara Palike, Municipal Corp.& all Urban		613	37	650
		Areas under Village Panchayats		559	34	593
21	केरल	Kerala	16.08.2014	770	75	845
22	लक्षद्वीप	Lakshadweep	01.04.2014	347	0	347
23	मध्य प्रदेश	Madhya Pradesh (Urban Areas)	01.06.2014	620	86	707
		(Rural Areas)		600	83	683
24	महाराष्ट्र	Maharashtra	01.08.2012	737	111	847
25	महाराष्ट्र-मुम्बई-(बी.ई.एस.टी.)	Maharashtra - Mumbai-(B.E.S.T)	01.04.2014	863	144	1007
26	महाराष्ट्र-मुम्बई-(रिलायंस एनर्जी)	Maharashtra - Mumbai-(Reliance Energy)	01.04.2014	691	119	810
27	महाराष्ट्र-मुम्बई-(टाटा)	Maharashtra - Mumbai-(TATA's)	01.04.2014	671	116	682
28	मणीपुर	Manipur	27.02.2015	520	2	522
29	मिजोरम	Mizoram	01.04.2014	442	0	442
30	मेघालय	Meghalaya	01.04.2013	386	5	391
31	नागालैंड	Nagaland	01.04.2014	543	0	543
32	उड़ीसा	Orissa	01.04.2014	484	19	504
33	पुडुच्चेरी	Puducherry	01.04.2014	289	0	289
34	पंजाब	Punjab	01.04.2014	673	87	760
35	राजस्थान	Rajasthan	01.02.2015	619	55	584
36	सिक्किम	Sikkim	01.04.2014	388	0	388
37	तमिल नाडू	Tamil Nadu	12.12.2014	587	0	587
38	त्रिपुरा	Tripura	01.04.2014	755	0	755
39	उत्तराखण्ड	Uttarakhand	01.04.2014	334	15	349
40	उत्तर प्रदेश	Uttar Pradesh (URBAN)	01.04.2014	531	27	558
		(RURAL)		270	14	284
41	पश्चिम बंगाल	West Bengal (URBAN)	01.04.2013	747	75	822
		(RURAL)		741	74	816
42	पश्चिम बंगाल-कोलकत्ता-(सी.ई.एस.सी.)	West Bengal - (CESC Ltd., Kolkata)	01.04.2013	728	73	801
43	पश्चिम बंगाल-(डी.पी.एस.सी.)	West Bengal - (DPSC Ltd.)	01.04.2013	417	42	459
44	पश्चिम बंगाल-दुर्गापुर परियोजना	West Bengal-Durgapur Projects Ltd.	01.04.2014	493	49	543

सारणी सं०1(च): घरेलू 10 कि०. वा०. (1000 यूनिट/माह)
TABLE NO.1(f) : DOMESTIC 10 KW (1000 Units/Month)

क्रमांक Sr. No.	युटिलिटी का नाम	Name of Utility	Tariff effective from	Av. Rate (P/KWh)	Duty/Tax (P/KWh)	Total (P/KWh)
1	अंडमान एण्ड निकोबार	Andaman & Nicobar Island	01.04.2014	465	23	488
2	आंध्र प्रदेश	Andhra Pradesh	01.04.2014	724	6	730
3	अरुणाचल प्रदेश	Arunachal Pradesh	01.04.2014	400	0	400
4	आसाम	Assam	01.12.2013	605	10	615
5	बिहार	Bihar	01.04.2014	509	31	540
6	चंडीगढ़	Chandigarh	01.04.2014	404	9	413
7	छत्तीसगढ़	Chhattishgarh	01.07.2014	548	44	592
8	दादरा एवं नागर हवेली	Dadra & Nagar Haveli	01.04.2014	230	0	230
9	दमन एवं दिव	Daman & Diu	01.04.2014	230	0	230
10	दिल्ली-(बी.वाई.पी.एल./एन.डी.पी.एल.-टी.पी.डी.डी.एल.)	Delhi-(BYPL/BRPL/NDPL-TPDDL)	17.07.2014	678	34	712
11	दिल्ली-(एन.डी.एम.सी.)	Delhi-(NDMC)	17.07.2014	552	28	580
12	गोवा	Goa	01.04.2014	268	20	288
13	गुजरात	Gujarat (Urban Areas)	01.05.2014	494	74	568
		(Rural Areas)		462	35	496
14	गुजरात-(टोरेन्ट पावर लि., अहमदाबाद)	Gujarat-(Torrent Power Ltd., Ahmedabad)	01.05.2014	465	70	534
15	गुजरात-(टोरेन्ट पावर लि., सूरत)	Gujarat-(Torrent Power Ltd., Surat)	01.05.2014	475	71	547
16	हरियाणा	Haryana	01.04.2014	598	15	613
17	हिमाचल प्रदेश	Himachal Pradesh	01.08.2014	344	10	354
18	जम्मू व कश्मीर	Jammu & Kashmir	01.07.2014	287	63	350
19	झारखंड	Jharkhand	01.08.2012	290	23	313
20	कर्नाटक	Karnataka	01.05.2014			
		Bruhat Bangalore Mahangara Palike, Municipal Corp.& all Urban		623	37	660
		Areas under Village Panchayats		567	34	601
21	केरल	Kerala	16.08.2014	770	75	845
22	लक्षद्वीप	Lakshadweep	01.04.2014	357	0	357
23	मध्य प्रदेश	Madhya Pradesh (Urban Areas)	01.06.2014	633	89	722
		(Rural Areas)		612	86	698
24	महाराष्ट्र	Maharashtra	01.08.2012	765	115	880
25	महाराष्ट्र-मुंबई-(बी.ई.एस.टी.)	Maharashtra - Mumbai-(B.E.S.T)	01.04.2014	918	153	1071
26	महाराष्ट्र-मुंबई-(रिलायंस एनर्जी)	Maharashtra - Mumbai-(Reliance Energy)	01.04.2014	728	124	852
27	महाराष्ट्र-मुंबई-(टाटा)	Maharashtra - Mumbai-(TATA's)	01.04.2014	718	123	728
28	मणिपुर	Manipur	27.02.2015	520	2	522
29	मिजोरम	Mizoram	01.04.2014	449	0	449
30	मेघालय	Meghalaya	01.04.2013	391	5	396
31	नागालैंड	Nagaland	01.04.2014	550	0	550
32	उड़ीसा	Orissa	01.04.2014	496	20	515
33	पुदुचेरी	Puducherry	01.04.2014	301	0	301
34	पंजाब	Punjab	01.04.2014	680	88	768
35	राजस्थान	Rajasthan	01.02.2015	624	55	587
36	सिक्किम	Sikkim	01.04.2014	398	0	398
37	तमिल नाडू	Tamil Nadu	12.12.2014	602	0	602
38	त्रिपुरा	Tripura	01.04.2014	755	0	755
39	उत्तराखण्ड	Uttarakhand	01.04.2014	337	15	352
40	उत्तर प्रदेश	Uttar Pradesh (URBAN)	01.04.2014	540	27	567
		(RURAL)		270	14	284
41	पश्चिम बंगाल	West Bengal (URBAN)	01.04.2013	762	76	838
		(RURAL)		757	76	833
42	पश्चिम बंगाल-कोलकत्ता-(सी.ई.एस.सी.)	West Bengal - (CESC Ltd., Kolkata)	01.04.2013	744	74	818
43	पश्चिम बंगाल-(डी.पी.एस.सी.)	West Bengal - (DPSC Ltd.)	01.04.2013	417	42	459
44	पश्चिम बंगाल-दुर्गापुर परियोजना	West Bengal-Durgapur Projects Ltd.	01.04.2014	497	50	546

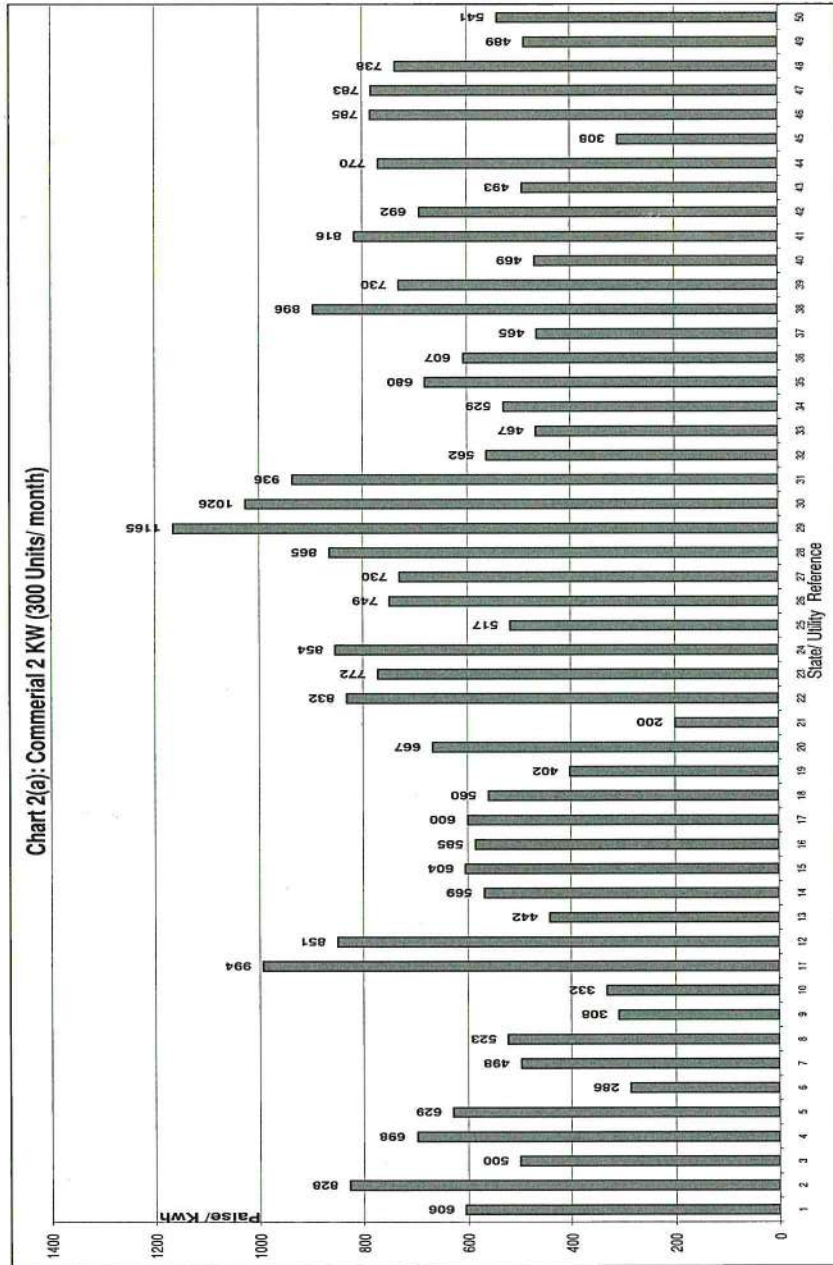
- Index of States
- 1 A&N Island
 - 2 Andhra Pradesh
 - 3 Arunachal Pradesh
 - 4 Assam
 - 5 Bihar
 - 6 Chandigarh
 - 7 Chhattisgarh
 - 8 Dadr&Ngr Haveli
 - 9 Daman & Diu
 - 10 Delhi (BSES/NDPL)
 - 11 Delhi (NDMC)
 - 12 Goa
 - 13 Gujarat (Urban)
 - 14 Gujarat (Rural)
 - 15 Gujarat (Ahmadabad)
 - 16 Gujarat (Surat)
 - 17 Haryana
 - 18 Himachal Pradesh
 - 19 Jammu & Kashmir
 - 20 Jharkhand
 - 21 Karnataka (Banglore & other Cities)
 - 22 Karnataka (Area under Village Panchayat)
 - 23 Kerala
 - 24 Lakshadweep
 - 25 MP (Urban)
 - 26 MP (Rural)
 - 27 Maharashtra
 - 28 Maharashtra - Mumbai- (B.E.S.T)
 - 29 Maharashtra - Mumbai- (Reliance Energy)
 - 30 Maharashtra - Mumbai- (TATA)
 - 31 Manipur
 - 32 Mizoram
 - 33 Meghalaya
 - 34 Nagaland
 - 35 Orissa
 - 36 Puducherry
 - 37 Punjab
 - 38 Rajasthan
 - 39 Sikkim
 - 40 Tamil Nadu
 - 41 Tripura
 - 42 Uttaranchal
 - 43 U. P. (Urban)
 - 44 U. P. (Rural)
 - 45 West Bengal (Urban)
 - 46 West Bengal (Rural)
 - 47 W. B. (Kolkata CESC)
 - 48 West Bengal-DPSC
 - 49 West Bengal (DPL)



सारणी सं०2 (क): वाणिज्यिक 2 कि०. वा०. (300 यूनिट/माह)
TABLE NO.2(a): COMMERCIAL 2 KW (300 Units/Month)

क्रमांक Sr. No.	युटिलिटी का नाम	Name of Utility	Tariff effective from	Av. Rate (P/KWh)	Duty/Tax (P/KWh)	Total (P/KWh)
1	अंडमान एण्ड निकोबार	Andaman & Nicobar Island	01.04.2014	577	29	606
2	आंध्र प्रदेश	Andhra Pradesh	01.04.2014	822	6	828
3	अरुणाचल प्रदेश	Arunachal Pradesh	01.04.2014	500	0	500
4	आसाम	Assam	01.12.2013	688	10	698
5	बिहार (शहरी क्षेत्र)	Bihar (Urban Areas)	01.04.2014	593	36	629
	(ग्रामीण क्षेत्र)	(Rural Areas)		270	16	286
6	चंडीगढ़	Chandigarh	01.04.2014	487	11	498
7	छत्तीसगढ़	Chhattishgarh	01.07.2014	467	56	523
8	दादरा एवं नागर हवेली	Dadra & Nagar Haveli	01.04.2014	308	0	308
9	दमन एवं दिव	Daman & Diu	01.04.2014	332	0	332
10	दिल्ली-(बी.वाई.पी.एल./बी.आर.पी.एल./एन.डी.पी.एल.-टी.पी.डी.डी.एल.)	Delhi-(BYPL/BRPL/NDPL-TPDDL)	17.07.2014	947	47	994
11	दिल्ली-(एन.डी.एम.सी.)	Delhi-(NDMC)	17.07.2014	810	41	851
12	गोवा	Goa	01.04.2014	372	70	442
13	गुजरात	Gujarat	01.05.2014	455	114	569
14	गुजरात-(टोरेन्ट पावर लि., अहमदाबाद)	Gujarat-(Torrent Power Ltd., Ahmedabad)	01.05.2014	483	121	604
15	गुजरात-(टोरेन्ट पावर लि., सूरत)	Gujarat-(Torrent Power Ltd., Surat)	01.05.2014	468	117	585
16	हरियाणा	Haryana	01.04.2014	585	15	600
17	हिमाचल प्रदेश	Himachal Pradesh	01.08.2014	518	41	560
18	जम्मू व कश्मीर	Jammu & Kashmir	01.07.2014	332	70	402
19	झारखंड	Jharkhand (Urban Areas)	01.08.2012	642	25	667
		(Rural Areas)		175	25	200
20	कर्नाटक	Karnataka	01.05.2014			
		Bruhat Bangalore Mahangara Palike, Municipal Corp.& all Urban		785	47	832
		Areas under Village Panchayats		728	44	772
21	केरल	Kerala	16.08.2014	780	74	854
22	लक्षद्वीप	Lakshadweep	01.04.2014	517	0	517
23	मध्य प्रदेश	Madhya Pradesh (Urban Areas)	01.06.2014	657	92	749
		(Rural Areas)		640	90	730
24	महाराष्ट्र	Maharashtra	01.08.2012	733	133	865
25	महाराष्ट्र-मुंबई-(बी.ई.एस.टी.)	Maharashtra - Mumbai-(B.E.S.T)	01.04.2014	976	189	1165
26	महाराष्ट्र-मुंबई-(रिलायंस एनर्जी)	Maharashtra - Mumbai-(Reliance Energy)	01.04.2014	857	169	1026
27	महाराष्ट्र-मुंबई-(टाटा)	Maharashtra - Mumbai-(TATA's)	01.04.2014	866	170	936
28	मणिपुर	Manipur	27.02.2015	560	2	562
29	मिजोरम	Mizoram	01.04.2014	467	0	467
30	मेघालय	Meghalaya	01.04.2013	523	6	529
31	नागालैंड	Nagaland	01.04.2014	680	0	680
32	उड़ीसा	Orissa	01.04.2014	583	23	607
33	पुदुचेरी	Puducherry	01.04.2014	465	0	465
34	पंजाब	Punjab	01.04.2014	793	103	896
35	राजस्थान	Rajasthan	01.02.2015	795	65	730
36	सिक्किम	Sikkim	01.04.2014	469	0	469
37	तमिल नाडू	Tamil Nadu	12.12.2014	778	39	816
38	त्रिपुरा	Tripura	01.04.2014	692	0	692
39	उत्तराखण्ड	Uttarakhand	01.04.2014	478	15	493
40	उत्तर प्रदेश	Uttar Pradesh (URBAN)	01.04.2014	733	37	770
		(RURAL)		293	15	308
41	पश्चिम बंगाल	West Bengal (URBAN)	01.04.2013	714	71	785
		(RURAL)		712	71	783
42	पश्चिम बंगाल-कोलकत्ता-(सी.ई.एस.सी.)	West Bengal - (CESC Ltd., Kolkata)	01.04.2013	671	67	738
43	पश्चिम बंगाल-(डी.पी.एस.सी.)	West Bengal - (DPSC Ltd.)	01.04.2013	445	44	489
44	पश्चिम बंगाल-दुर्गापुर परियोजना	West Bengal-Durgapur Projects Ltd.	01.04.2014	492	49	541

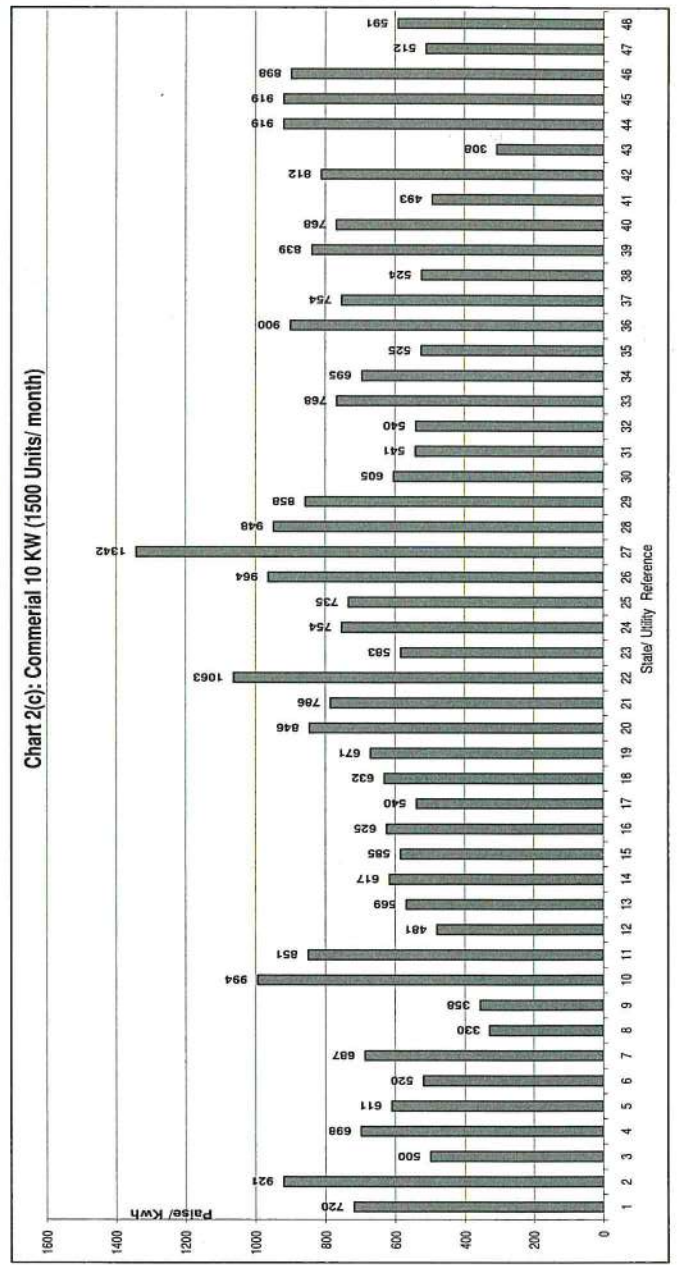
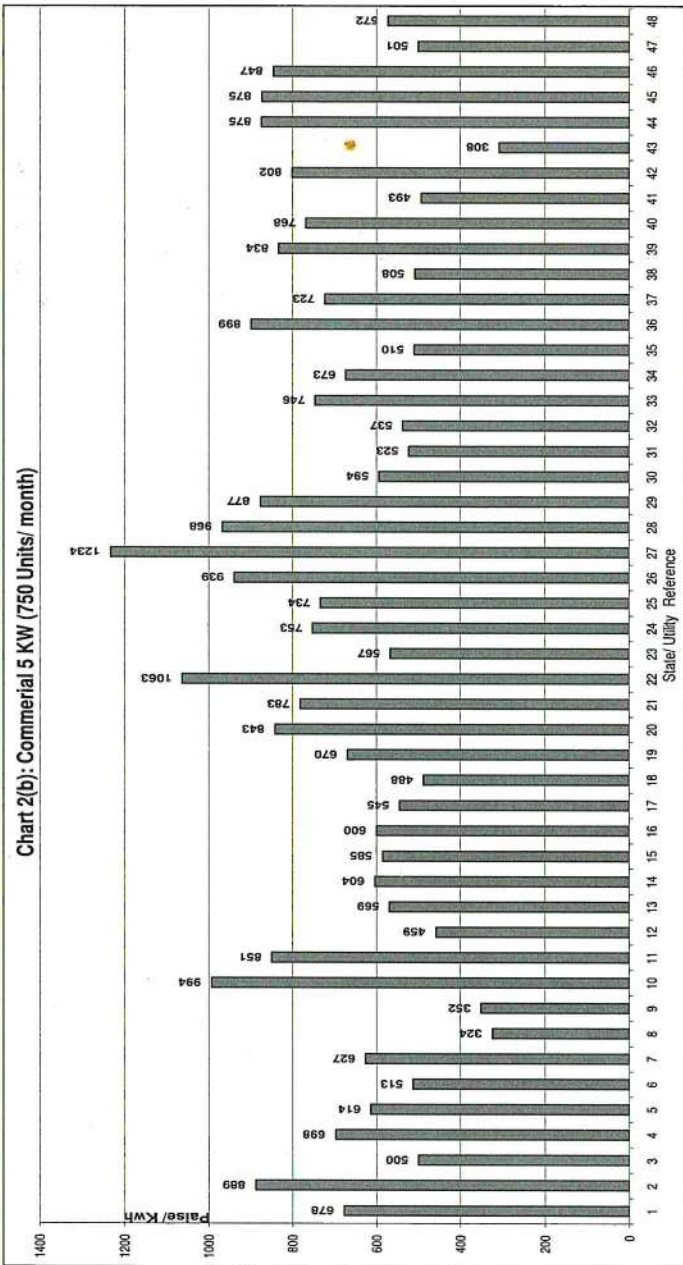
- Index of States
- 1 A&N Island
 - 2 Andhra Pradesh
 - 3 Arunachal Pradesh
 - 4 Assam
 - 5 Bihar (Urban)
 - 6 Bihar (Rural)
 - 7 Chandigarh
 - 8 Chhattisgarh
 - 9 Dadr&Ngr Haveli
 - 10 Daman & Diu
 - 11 Delhi (BSES/NDPL)
 - 12 Delhi (NDMC)
 - 13 Goa
 - 14 Gujarat
 - 15 Gujarat (Ahmadabad)
 - 16 Gujarat (Surat)
 - 17 Haryana
 - 18 Himachal Pradesh
 - 19 Jammu & Kashmir
 - 20 Jharkhand (Urban)
 - 21 Jharkhand (Rural)
 - 22 Karnataka (Bangalore & other Cities)
 - 23 Karnataka (Area under Village Panchayat)
 - 24 Kerala
 - 25 Lakshadweep
 - 26 MP (Urban)
 - 27 MP (Rural)
 - 28 Maharashtra
 - 29 Maharashtra - Mumbai (B.E.S.T)
 - 30 Maharashtra - Mumbai (Reliance Energy)
 - 31 Maharashtra - Mumbai (TATA's)
 - 32 Manipur
 - 33 Mizoram
 - 34 Meghalaya
 - 35 Nagaland
 - 36 Orissa
 - 37 Puducherry
 - 38 Punjab
 - 39 Rajasthan
 - 40 Sikkim
 - 41 Tamil Nadu
 - 42 Tripura
 - 43 Uttaranchal
 - 44 U. P. (Urban)
 - 45 U. P. (Rural)
 - 46 West Bengal (Urban)
 - 47 West Bengal (Rural)
 - 48 W. B. (Kolkata CESC)
 - 49 West Bengal-DPSC
 - 50 West Bengal (DPL)



सारणी सं02 (ख): वाणिज्यिक 5 कि०. वा०. (750 यूनिट/माह)
TABLE NO.2(b): COMMERCIAL 5 KW (750 Units/Month)

क्रमांक Sr. No.	युटिलिटी का नाम	Name of Utility	Tariff effective from	Av. Rate (P/KWh)	Duty/Tax (P/KWh)	Total (P/KWh)
1	अंडमान एण्ड निकोबार	Andaman & Nicobar Island	01.04.2014	646	32	678
2	आंध्र प्रदेश	Andhra Pradesh	01.04.2014	883	6	889
3	अरुणाचल प्रदेश	Arunachal Pradesh	01.04.2014	500	0	500
4	आसाम	Assam	01.12.2013	688	10	698
5	बिहार	Bihar	01.04.2014	579	35	614
6	चंडीगढ़	Chandigarh	01.04.2014	502	11	513
7	छत्तीसगढ़	Chhattishgarh	01.07.2014	560	67	627
8	दादरा एवं नागर हवेली	Dadra & Nagar Haveli	01.04.2014	324	0	324
9	दमन एवं दिव	Daman & Diu	01.04.2014	352	0	352
10	दिल्ली-(बी.वाई.पी.एल./बी.आर.पी.एल./एन.डी.पी.एल./टी.पी.डी.डी.एल.)	Delhi-(BYPL/BRPL/NDPL-TPDDL)	17.07.2014	947	47	994
11	दिल्ली-(एन.डी.एम.सी.)	Delhi-(NDMC)	17.07.2014	810	41	851
12	गोवा	Goa	01.04.2014	389	70	459
13	गुजरात	Gujarat	01.05.2014	455	114	569
14	गुजरात-(टोरेन्ट पावर लि., अहमदाबाद)	Gujarat-(Torrent Power Ltd., Ahmedabad)	01.05.2014	483	121	604
15	गुजरात-(टोरेन्ट पावर लि., सुरत)	Gujarat-(Torrent Power Ltd., Surat)	01.05.2014	468	117	585
16	हरियाणा	Haryana	01.04.2014	585	15	600
17	हिमाचल प्रदेश	Himachal Pradesh	01.08.2014	504	40	545
18	जम्मू व कश्मीर	Jammu & Kashmir	01.07.2014	401	87	488
19	झारखंड	Jharkhand	01.08.2012	642	28	670
20	कर्नाटक	Karnataka	01.05.2014			
		Bruhat Bangalore Mahangara Palike, Municipal Corp.& all Urban		795	48	843
		Areas under Village Panchayats		738	44	783
21	केरल	Kerala	16.08.2014	970	93	1063
22	लक्षद्वीप	Lakshadweep	01.04.2014	567	0	567
23	मध्य प्रदेश	Madhya Pradesh (Urban Areas)	01.06.2014	657	96	753
		(Rural Areas)		640	94	734
24	महाराष्ट्र	Maharashtra	01.08.2012	796	143	939
25	महाराष्ट्र-मुंबई-(बी.ई.एस.टी.)	Maharashtra - Mumbai-(B.E.S.T)	01.04.2014	1035	199	1234
26	महाराष्ट्र-मुंबई-(रिलायंस एनर्जी)	Maharashtra - Mumbai-(Reliance Energy)	01.04.2014	807	160	968
27	महाराष्ट्र-मुंबई-(टाटा)	Maharashtra - Mumbai-(TATA's)	01.04.2014	816	162	877
28	मणीपुर	Manipur	27.02.2015	592	2	594
29	मिजोरम	Mizoram	01.04.2014	523	0	523
30	मेघालय	Meghalaya	01.04.2013	531	6	537
31	नागालैंड	Nagaland	01.04.2014	746	0	746
32	उड़ीसा	Orissa	01.04.2014	647	26	673
33	पुदुचेरी	Puducherry	01.04.2014	510	0	510
34	पंजाब	Punjab	01.04.2014	796	103	899
35	राजस्थान	Rajasthan	01.02.2015	785	65	723
36	सिक्किम	Sikkim	01.04.2014	508	0	508
37	तमिल नाडू	Tamil Nadu	12.12.2014	794	40	834
38	त्रिपुरा	Tripura	01.04.2014	768	0	768
39	उत्तराखण्ड	Uttarakhand	01.04.2014	478	15	493
40	उत्तर प्रदेश	Uttar Pradesh (URBAN)	01.04.2014	763	38	802
		(RURAL)		293	15	308
41	पश्चिम बंगाल	West Bengal (URBAN)	01.04.2013	778	97	875
		(RURAL)		777	97	875
42	पश्चिम बंगाल-कोलकत्ता-(सी.ई.एस.सी.)	West Bengal - (CESC Ltd., Kolkata)	01.04.2013	753	94	847
43	पश्चिम बंगाल-(डी.पी.एस.सी.)	West Bengal - (DPSC Ltd.)	01.04.2013	445	56	501
44	पश्चिम बंगाल-दुर्गापुर परियोजना	West Bengal-Durgapur Projects Ltd.	01.04.2014	509	64	572

- Index of States
- 1 A&N Island
 - 2 Andhra Pradesh
 - 3 Arunachal Pradesh
 - 4 Assam
 - 5 Bihar
 - 6 Chandigarh
 - 7 Chhattisgarh
 - 8 Dadr&Ngr Haveli
 - 9 Daman & Diu
 - 10 Delhi (BSES/NDPL)
 - 11 Delhi (NDMC)
 - 12 Goa
 - 13 Gujarat
 - 14 Gujarat (Ahmadabad)
 - 15 Gujarat (Surat)
 - 16 Haryana
 - 17 Himachal Pradesh
 - 18 Jammu & Kashmir
 - 19 Jharkhand
 - 20 Karnataka (Bangalore & other Cities)
 - 21 Karnataka (Area under Village Panchayat)
 - 22 Kerala
 - 23 Lakshadweep
 - 24 MP (Urban)
 - 25 MP (Rural)
 - 26 Maharashtra
 - 27 Maharashtra - Mumbai (B.E.S.T)
 - 28 Maharashtra - Mumbai (Reliance Energy)
 - 29 Maharashtra - Mumbai (TATA's)
 - 30 Manipur
 - 31 Mizoram
 - 32 Meghalaya
 - 33 Nagaland
 - 34 Orissa
 - 35 Puducherry
 - 36 Punjab
 - 37 Rajasthan
 - 38 Sikkim
 - 39 Tamil Nadu
 - 40 Tripura
 - 41 Uttaranchal
 - 42 U. P. (Urban)
 - 43 U. P. (Rural)
 - 44 West Bengal (Urban)
 - 45 West Bengal (Rural)
 - 46 W. B. (Kolkata CESC)
 - 47 West Bengal-DPSC
 - 48 West Bengal (DPL)



Electricity Tariff & Duty and Average rates of electricity supply in India

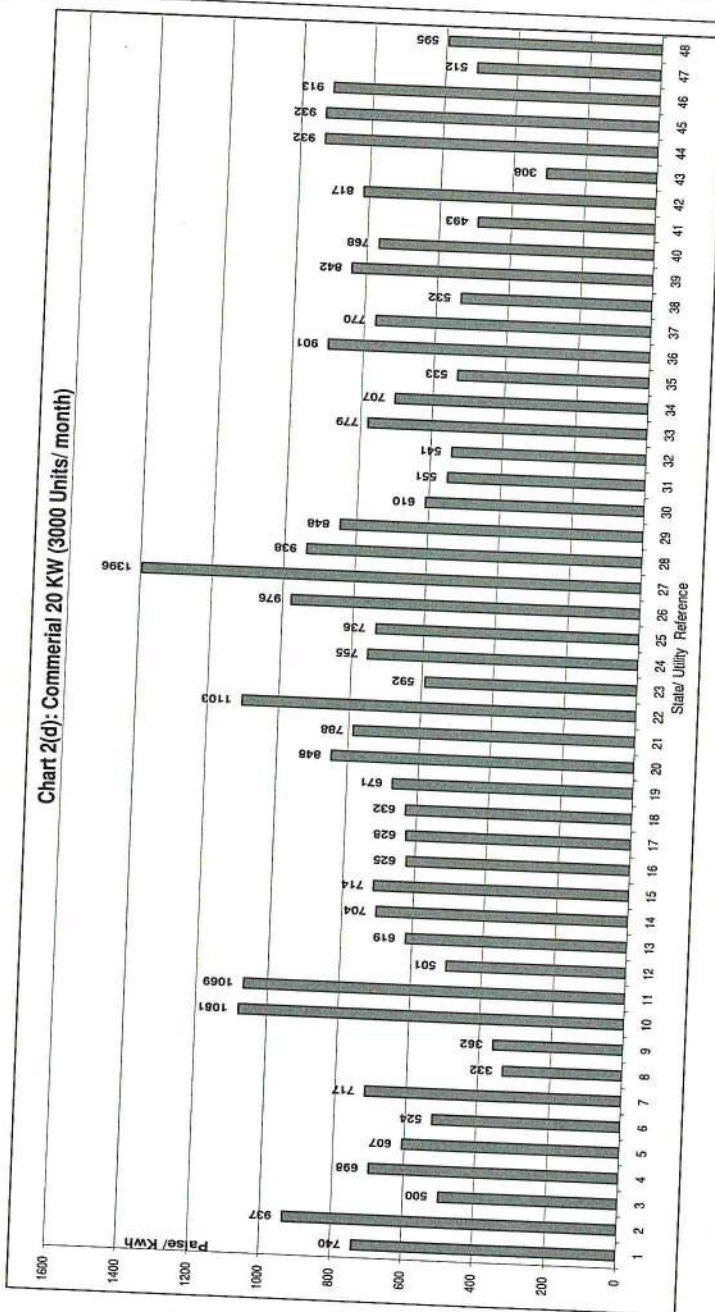
सारणी सं02 (ग): वाणिज्यिक 10 कि०. वा०. (1500 यूनिट/माह)
TABLE NO.2(c): COMMERCIAL 10 KW (1500 Units/Month)

क्रमांक Sr. No.	युटिलिटी का नाम	Name of Utility	Tariff effective from	Av. Rate (P/KWh)	Duty/Tax (P/KWh)	Total (P/KWh)
1	अंडमान एण्ड निकोबार	Andaman & Nicobar Island	01.04.2014	685	34	720
2	आंध्र प्रदेश	Andhra Pradesh	01.04.2014	915	6	921
3	अरुणाचल प्रदेश	Arunachal Pradesh	01.04.2014	500	0	500
4	आसाम	Assam	01.12.2013	688	10	698
5	बिहार	Bihar	01.04.2014	576	35	611
6	चंडीगढ़	Chandigarh	01.04.2014	509	11	520
7	छत्तीसगढ़	Chhattishgarh	01.07.2014	613	74	687
8	दादरा एवं नागर हवेली	Dadra & Nagar Haveli	01.04.2014	330	0	330
9	दमन एवं दिव	Daman & Diu	01.04.2014	358	0	358
10	दिल्ली—(बी.वाई.पी.एल./बी.आर.पी.एल./एन.डी.पी.एल.—टी.पी.डी.डी.एल.)	Delhi-(BYPL/BRPL/NDPL-TPDDL)	17.07.2014	947	47	994
11	दिल्ली—(एन.डी.एम.सी.)	Delhi-(NDMC)	17.07.2014	810	41	851
12	गोवा	Goa	01.04.2014	411	70	481
13	गुजरात	Gujarat	01.05.2014	455	114	569
14	गुजरात—(टोरेन्ट पावर लि., अहमदाबाद)	Gujarat-(Torrent Power Ltd., Ahmedabad)	01.05.2014	493	123	617
15	गुजरात—(टोरेन्ट पावर लि., सूरत)	Gujarat-(Torrent Power Ltd., Surat)	01.05.2014	468	117	585
16	हरियाणा	Haryana	01.04.2014	610	15	625
17	हिमाचल प्रदेश	Himachal Pradesh	01.08.2014	500	40	540
18	जम्मू व कश्मीर	Jammu & Kashmir	01.07.2014	518	113	632
19	झारखंड	Jharkhand	01.08.2012	642	29	671
20	कर्नाटक	Karnataka	01.05.2014			
		Bruhat Bangalore Mahangara Palike, Municipal Corp.& all Urban		798	48	846
		Areas under Village Panchayats		742	45	786
21	केरल	Kerala	16.08.2014	970	93	1063
22	लक्षद्वीप	Lakshadweep	01.04.2014	583	0	583
23	मध्य प्रदेश	Madhya Pradesh (Urban Areas)	01.06.2014	657	97	754
		(Rural Areas)		640	95	735
24	महाराष्ट्र	Maharashtra	01.08.2012	817	147	964
25	महाराष्ट्र—मुंबई—(बी.ई.एस.टी.)	Maharashtra - Mumbai-(B.E.S.T)	01.04.2014	1128	215	1342
26	महाराष्ट्र—मुंबई—(रिलायंस एनर्जी)	Maharashtra - Mumbai-(Reliance Energy)	01.04.2014	791	157	948
27	महाराष्ट्र—मुंबई—(टाटा)	Maharashtra - Mumbai-(TATA's)	01.04.2014	800	159	858
28	मणीपुर	Manipur	27.02.2015	603	2	605
29	मिजोरम	Mizoram	01.04.2014	541	0	541
30	मेघालय	Meghalaya	01.04.2013	534	6	540
31	नागालैंड	Nagaland	01.04.2014	768	0	768
32	उड़ीसा	Orissa	01.04.2014	669	27	695
33	पुदुचेरी	Puducherry	01.04.2014	525	0	525
34	पंजाब	Punjab	01.04.2014	797	104	900
35	राजस्थान	Rajasthan	01.02.2015	822	65	754
36	सिक्किम	Sikkim	01.04.2014	524	0	524
37	तमिल नाडू	Tamil Nadu	12.12.2014	800	40	839
38	त्रिपुरा	Tripura	01.04.2014	768	0	768
39	उत्तराखण्ड	Uttarakhand	01.04.2014	478	15	493
40	उत्तर प्रदेश	Uttar Pradesh (URBAN)	01.04.2014	773	39	812
		(RURAL)		293	15	308
41	पश्चिम बंगाल	West Bengal (URBAN)	01.04.2013	799	120	919
		(RURAL)		799	120	919
42	पश्चिम बंगाल—कोलकता—(सी.ई.एस.सी.)	West Bengal - (CESC Ltd., Kolkata)	01.04.2013	780	117	898
43	पश्चिम बंगाल—(डी.पी.एस.सी.)	West Bengal - (DPSC Ltd.)	01.04.2013	445	67	512
44	पश्चिम बंगाल—दुर्गापुर परियोजना	West Bengal-Durgapur Projects Ltd.	01.04.2014	514	77	591

Electricity Tariff & Duty and Average rates of electricity supply in India

- Index of States
- 1 A&N Island
 - 2 Andhra Pradesh
 - 3 Arunachal Pradesh
 - 4 Assam
 - 5 Bihar
 - 6 Chandigarh
 - 7 Chhattisgarh
 - 8 Dadr&Ngr-Haveli
 - 9 Daman & Diu
 - 10 Delhi (BSES/NDPL)
 - 11 Delhi (NDMC)
 - 12 Goa
 - 13 Gujarat
 - 14 Gujarat (Ahmadabad)
 - 15 Gujarat (Surat)
 - 16 Haryana
 - 17 Himachal Pradesh
 - 18 Jammu & Kashmir
 - 19 Jharkhand
 - 20 Karnataka (Banglore & other Cities)
 - 21 Karnataka (Area under Village Panchayat)
 - 22 Kerala
 - 23 Lakshadweep
 - 24 MP (Urban)
 - 25 MP (Rural)
 - 26 Maharashtra
 - 27 Maharashtra - Mumbai-(B.E.S.T.)
 - 28 Maharashtra - Mumbai-(Reliance Energy)
 - 29 Maharashtra - Mumbai-(TATAs)
 - 30 Manipur
 - 31 Mizoram
 - 32 Meghalaya
 - 33 Nagaland
 - 34 Orissa
 - 35 Puducherry
 - 36 Punjab
 - 37 Rajasthan
 - 38 Sikkim
 - 39 Tamil Nadu
 - 40 Tripura
 - 41 Uttaranchal
 - 42 U. P. (Urban)
 - 43 U. P. (Rural)
 - 44 West Bengal (Urban)
 - 45 West Bengal (Rural)
 - 46 W. B. (Kolkata CESC)
 - 47 West Bengal-DPSC
 - 48 West Bengal (DPL)

Chart 2(d): Commercial 20 KW (3000 Units/ month)



Electricity Tariff & Duty and Average rates of electricity supply in India

सारणी सं०2 (घ): वाणिज्यिक 20 कि०. वा०. (3000 यूनिट/माह)
TABLE NO.2(d): COMMERCIAL 20 KW (3000 Units/Month)

क्रमांक Sr. No.	युटिलिटी का नाम	Name of Utility	Tariff effective from	Av. Rate (P/KWh)	Duty/Tax (P/KWh)	Total (P/KWh)
1	अंडमान एण्ड निकोबार	Andaman & Nicobar Island	01.04.2014	705	35	740
2	आंध्र प्रदेश	Andhra Pradesh	01.04.2014	931	6	937
3	अरुणाचल प्रदेश	Arunachal Pradesh	01.04.2014	500	0	500
4	आसाम	Assam	01.12.2013	688	10	698
5	बिहार	Bihar	01.04.2014	573	34	607
6	चंडीगढ़	Chandigarh	01.04.2014	513	11	524
7	छत्तीसगढ़	Chhattishgarh	01.07.2014	640	77	717
8	दादरा एवं नागर हवेली	Dadra & Nagar Haveli	01.04.2014	332	0	332
9	दमन एवं दिव	Daman & Diu	01.04.2014	362	0	362
10	दिल्ली-(बी.वाई.पी.एल./बी.आर.पी.एल./एन.डी.पी.एल.-टी.पी.डी.डी.एल.)	Delhi-(BYPL/BRPL/NDPL-TPDDL)	17.07.2014	1030	51	1081
11	दिल्ली-(एन.डी.एम.सी.)	Delhi-(NDMC)	17.07.2014	1018	51	1069
12	गोवा	Goa	01.04.2014	431	70	501
13	गुजरात	Gujarat	01.05.2014	495	124	619
14	गुजरात-(टोरेन्ट पावर लि., अहमदाबाद)	Gujarat-(Torrent Power Ltd., Ahmedabad)	01.05.2014	563	141	704
15	गुजरात-(टोरेन्ट पावर लि., सूरत)	Gujarat-(Torrent Power Ltd., Surat)	01.05.2014	571	143	714
16	हरियाणा	Haryana	01.04.2014	610	15	625
17	हिमाचल प्रदेश	Himachal Pradesh	01.08.2014	581	47	628
18	जम्मू व कश्मीर	Jammu & Kashmir	01.07.2014	518	114	632
19	झारखंड	Jharkhand	01.08.2012	642	30	671
20	कर्नाटक	Karnataka	01.05.2014			
		Bruhat Bangalore Mahangara Palike, Municipal Corp.& all Urban		800	48	848
		Areas under Village Panchayats		743	45	788
21	केरल	Kerala	16.08.2014	1010	93	1103
22	लक्षद्वीप	Lakshadweep	01.04.2014	592	0	592
23	मध्य प्रदेश	Madhya Pradesh (Urban Areas)	01.06.2014	657	98	755
		(Rural Areas)		640	96	736
24	महाराष्ट्र	Maharashtra	01.08.2012	827	149	976
25	महाराष्ट्र-मुम्बई-(बी.ई.एस.टी.)	Maharashtra - Mumbai-(B.E.S.T)	01.04.2014	1174	223	1396
26	महाराष्ट्र-मुम्बई-(रिलायंस एनर्जी)	Maharashtra - Mumbai-(Reliance Energy)	01.04.2014	782	156	938
27	महाराष्ट्र-मुम्बई-(टाटा)	Maharashtra - Mumbai-(TATA's)	01.04.2014	791	158	848
28	मणिपुर	Manipur	27.02.2015	608	2	610
29	मिजोरम	Mizoram	01.04.2014	551	0	551
30	मेघालय	Meghalaya	01.04.2013	535	6	541
31	नागालैंड	Nagaland	01.04.2014	779	0	779
32	उड़ीसा	Orissa	01.04.2014	679	27	707
33	पुदुचेरी	Puducherry	01.04.2014	533	0	533
34	पंजाब	Punjab	01.04.2014	797	104	901
35	राजस्थान	Rajasthan	01.02.2015	838	65	770
36	सिक्किम	Sikkim	01.04.2014	532	0	532
37	तमिल नाडू	Tamil Nadu	12.12.2014	802	40	842
38	त्रिपुरा	Tripura	01.04.2014	768	0	768
39	उत्तराखण्ड	Uttarakhand	01.04.2014	478	15	493
40	उत्तर प्रदेश	Uttar Pradesh (URBAN)	01.04.2014	778	39	817
		(RURAL)		293	15	308
41	पश्चिम बंगाल	West Bengal (URBAN)	01.04.2013	810	122	932
		(RURAL)		810	122	932
42	पश्चिम बंगाल-कोलकत्ता-(सी.ई.एस.सी.)	West Bengal - (CESC Ltd., Kolkata)	01.04.2013	794	119	913
43	पश्चिम बंगाल-(डी.पी.एस.सी.)	West Bengal - (DPSC Ltd.)	01.04.2013	445	67	512
44	पश्चिम बंगाल-दुर्गापुर परियोजना	West Bengal-Durgapur Projects Ltd.	01.04.2014	517	78	595

सारणी सं०2 (इ): वाणिज्यिक 30 कि०. वा०. (4500 यूनिट/माह)
TABLE NO.2(e): COMMERCIAL 30 KW (4500 Units/Month)

क्रमांक Sr. No.	युटिलिटी का नाम	Name of Utility	Tariff effective from	Av. Rate (P/KWh)	Duty/Tax (P/KWh)	Total (P/KWh)
1	अंडमान एण्ड निकोबार	Andaman & Nicobar Island	01.04.2014	712	36	747
2	आंध्र प्रदेश	Andhra Pradesh	01.04.2014	936	6	942
3	अरुणाचल प्रदेश	Arunachal Pradesh	01.04.2014	500	0	500
4	आसाम	Assam	01.12.2013	690	10	700
5	बिहार	Bihar	01.04.2014	572	34	606
6	चंडीगढ़	Chandigarh	01.04.2014	514	11	525
7	छत्तीसगढ़	Chhattishgarh	01.07.2014	649	78	727
8	दादरा एवं नागर हवेली	Dadra & Nagar Haveli	01.04.2014	333	0	333
9	दमन एवं दिव	Daman & Diu	01.04.2014	363	0	363
10	दिल्ली-(बी.वाई.पी.एल./बी.आर.पी.एल./एन.डी.पी.एल. -टी.पी.डी.डी.एल.)	Delhi-(BYPL/BRPL/NDPL-TPDDL)	17.07.2014	1030	51	1081
11	दिल्ली-(एन.डी.एम.सी.)	Delhi-(NDMC)	17.07.2014	1018	51	1069
12	गोवा	Goa	01.04.2014	437	70	507
13	गुजरात	Gujarat	01.05.2014	498	125	623
14	गुजरात-(टोरेन्ट पावर लि., अहमदाबाद)	Gujarat-(Torrent Power Ltd., Ahmedabad)	01.05.2014	563	141	704
15	गुजरात-(टोरेन्ट पावर लि., सूरत)	Gujarat-(Torrent Power Ltd., Surat)	01.05.2014	571	143	714
16	हरियाणा	Haryana	01.04.2014	750	15	765
17	हिमाचल प्रदेश	Himachal Pradesh	01.08.2014	581	47	628
18	जम्मू व कश्मीर	Jammu & Kashmir	01.07.2014	518	114	632
19	झारखंड	Jharkhand	01.08.2012	642	30	671
20	कर्नाटक	Karnataka	01.05.2014			
		Bruhat Bangalore Mahangara Palike, Municipal Corp.& all Urban		801	48	849
		Areas under Village Panchayats		744	45	789
21	केरल	Kerala	16.08.2014	1010	93	1103
22	लक्षद्वीप	Lakshadweep	01.04.2014	594	0	594
23	मध्य प्रदेश	Madhya Pradesh (Urban Areas)	01.06.2014	657	98	755
		(Rural Areas)		640	96	736
24	महाराष्ट्र	Maharashtra	01.08.2012	985	175	1160
25	महाराष्ट्र-मुंबई-(बी.ई.एस.टी.)	Maharashtra - Mumbai-(B.E.S.T)	01.04.2014	1293	243	1536
26	महाराष्ट्र-मुंबई-(रिलायंस एनर्जी)	Maharashtra - Mumbai-(Reliance Energy)	01.04.2014	1129	215	1344
27	महाराष्ट्र-मुंबई-(टाटा)	Maharashtra - Mumbai-(TATA's)	01.04.2014	947	184	1036
28	मिजोरम	Mizoram	01.04.2014	554	0	554
29	मेघालय	Meghalaya	01.04.2013	536	6	542
30	नागालैंड	Nagaland	01.04.2014	783	0	783
31	उड़ीसा	Orissa	01.04.2014	683	27	710
32	पुदुचेरी	Puducherry	01.04.2014	535	0	535
33	पंजाब	Punjab	01.04.2014	797	104	901
34	राजस्थान	Rajasthan	01.02.2015	842	65	772
35	सिक्किम	Sikkim	01.04.2014	535	0	535
36	तमिल नाडू	Tamil Nadu	12.12.2014	803	40	843
37	त्रिपुरा	Tripura	01.04.2014	768	0	768
38	उत्तराखण्ड	Uttarakhand	01.04.2014	555	15	570
39	उत्तर प्रदेश	Uttar Pradesh (URBAN)	01.04.2014	780	39	819
		(RURAL)		293	15	308
40	पश्चिम बंगाल	West Bengal (URBAN)	01.04.2013	814	122	936
		(RURAL)		814	122	936
41	पश्चिम बंगाल-कोलकत्ता-(सी.ई.एस.सी.)	West Bengal - (CESC Ltd., Kolkata)	01.04.2013	799	120	919
42	पश्चिम बंगाल-(डी.पी.एस.सी.)	West Bengal - (DPSC Ltd.)	01.04.2013	523	78	601
43	पश्चिम बंगाल-दुर्गापुर परियोजना	West Bengal-Durgapur Projects Ltd.	01.04.2014	518	78	596

सारणी सं०2 (च): वाणिज्यिक 40 कि०. वा०. (6000 यूनिट/माह)
TABLE NO.2(f): COMMERCIAL 40 KW (6000 Units/Month)

क्रमांक Sr. No.	युटिलिटी का नाम	Name of Utility	Tariff effective from	Av. Rate (P/KWh)	Duty/Tax (P/KWh)	Total (P/KWh)
1	अंडमान एण्ड निकोबार	Andaman & Nicobar Island	01.04.2014	715	36	751
2	आंध्र प्रदेश	Andhra Pradesh	01.04.2014	938	6	944
3	अरुणाचल प्रदेश	Arunachal Pradesh	01.04.2014	500	0	500
4	आसाम	Assam	01.12.2013	690	10	700
5	बिहार	Bihar	01.04.2014	572	34	606
6	चंडीगढ़	Chandigarh	01.04.2014	515	11	526
7	छत्तीसगढ़	Chhattishgarh	01.07.2014	653	78	732
8	दादरा एवं नागर हवेली	Dadra & Nagar Haveli	01.04.2014	334	0	334
9	दमन एवं दिव	Daman & Diu	01.04.2014	363	0	363
10	दिल्ली-(बी.वाई.पी.एल./बी.आर.पी.एल/एन.डी.पी.एल. -टी.पी.डी.डी.एल.)	Delhi-(BYPL/BRPL/NDPL-TPDDL)	17.07.2014	1030	51	1081
11	दिल्ली-(एन.डी.एम.सी.)	Delhi-(NDMC)	17.07.2014	1018	51	1069
12	गोवा	Goa	01.04.2014	440	70	510
13	गुजरात	Gujarat	01.05.2014	500	125	625
14	गुजरात-(टोरेन्ट पावर लि., अहमदाबाद)	Gujarat-(Torrent Power Ltd., Ahmedabad)	01.05.2014	563	141	704
15	गुजरात-(टोरेन्ट पावर लि., सूरत)	Gujarat-(Torrent Power Ltd., Surat)	01.05.2014	571	143	714
16	हरियाणा	Haryana	01.04.2014	750	15	765
17	हिमाचल प्रदेश	Himachal Pradesh	01.08.2014	581	47	628
18	जम्मू व कश्मीर	Jammu & Kashmir	01.07.2014	518	114	632
19	झारखंड	Jharkhand	01.08.2012	642	30	671
20	कर्नाटक	Karnataka	01.05.2014			
		Bruhat Bangalore Mahangara Palike, Municipal Corp.& all Urban		801	48	849
		Areas under Village Panchayats		744	45	789
21	केरल	Kerala	16.08.2014	1010	93	1103
22	लक्षद्वीप	Lakshadweep	01.04.2014	596	0	596
23	मध्य प्रदेश	Madhya Pradesh (Urban Areas)	01.06.2014	657	98	755
		(Rural Areas)		640	96	736
24	महाराष्ट्र	Maharashtra	01.08.2012	985	175	1160
25	महाराष्ट्र-मुंबई-(बी.ई.एस.टी.)	Maharashtra - Mumbai-(B.E.S.T)	01.04.2014	1293	243	1536
26	महाराष्ट्र-मुंबई-(रिलायंस एनर्जी)	Maharashtra - Mumbai-(Reliance Energy)	01.04.2014	1129	215	1344
27	महाराष्ट्र-मुंबई-(टाटा)	Maharashtra - Mumbai-(TATA's)	01.04.2014	947	184	1036
28	मिजोरम	Mizoram	01.04.2014	555	0	555
29	मेघालय	Meghalaya	01.04.2013	536	6	542
30	नागालैंड	Nagaland	01.04.2014	785	0	785
31	उड़ीसा	Orissa	01.04.2014	685	27	712
32	पुदुचेरी	Puducherry	01.04.2014	536	0	536
33	पंजाब	Punjab	01.04.2014	797	104	901
34	राजस्थान	Rajasthan	01.02.2015	843	65	774
35	सिक्किम	Sikkim	01.04.2014	536	0	536
36	तमिल नाडू	Tamil Nadu	12.12.2014	804	40	844
37	त्रिपुरा	Tripura	01.04.2014	768	0	768
38	उत्तराखण्ड	Uttarakhand	01.04.2014	555	15	570
39	उत्तर प्रदेश	Uttar Pradesh (URBAN)	01.04.2014	781	39	820
		(RURAL)		293	15	308
40	पश्चिम बंगाल	West Bengal (URBAN)	01.04.2013	816	122	938
		(RURAL)		815	122	938
41	पश्चिम बंगाल-कोलकत्ता-(सी.ई.एस.सी.)	West Bengal - (CESC Ltd., Kolkata)	01.04.2013	801	120	921
42	पश्चिम बंगाल-(डी.पी.एस.सी.)	West Bengal - (DPSC Ltd.)	01.04.2013	523	78	601
43	पश्चिम बंगाल-दुर्गापुर परियोजना	West Bengal-Durgapur Projects Ltd.	01.04.2014	518	78	596

- Index of States
- 1 A&N Island
 - 2 Andhra Pradesh
 - 3 Arunachal Pradesh
 - 4 Assam
 - 5 Bihar
 - 6 Chandigarh
 - 7 Chhattisgarh
 - 8 Dadra&Ngr Haveli
 - 9 Daman & Diu
 - 10 Delhi (BSES/NDPL)
 - 11 Delhi (NDMC)
 - 12 Goa
 - 13 Gujarat
 - 14 Gujarat (Ahmadabad)
 - 15 Gujarat (Surat)
 - 16 Haryana
 - 17 Himachal Pradesh
 - 18 Jammu & Kashmir
 - 19 Jharkhand
 - 20 Karnataka (Banglore & other Cities)
 - 21 Karnataka (Area under Village Panchayat)
 - 22 Kerala
 - 23 Lakshadweep
 - 24 MP (Urban)
 - 25 MP (Rural)
 - 26 Maharashtra
 - 27 Maharashtra - Mumbai-(B.E.S.T.)
 - 28 Maharashtra - Mumbai-(Reliance Energy)
 - 29 Maharashtra - Mumbai-(TATA's)
 - 30 Mizoram
 - 31 Meghalaya
 - 32 Nagaland
 - 33 Orissa
 - 34 Puducherry
 - 35 Punjab
 - 36 Rajasthan
 - 37 Sikkim
 - 38 Tamil Nadu
 - 39 Tripura
 - 40 Uttaranchal
 - 41 U. P. (Urban)
 - 42 U. P. (Rural)
 - 43 West Bengal (Urban)
 - 44 West Bengal (Rural)
 - 45 W. B. (Kolkata CESC)
 - 46 West Bengal-DFSC
 - 47 West Bengal (DPL)

Chart 2(e): Commercial 30 KW (4500 Units/ month)

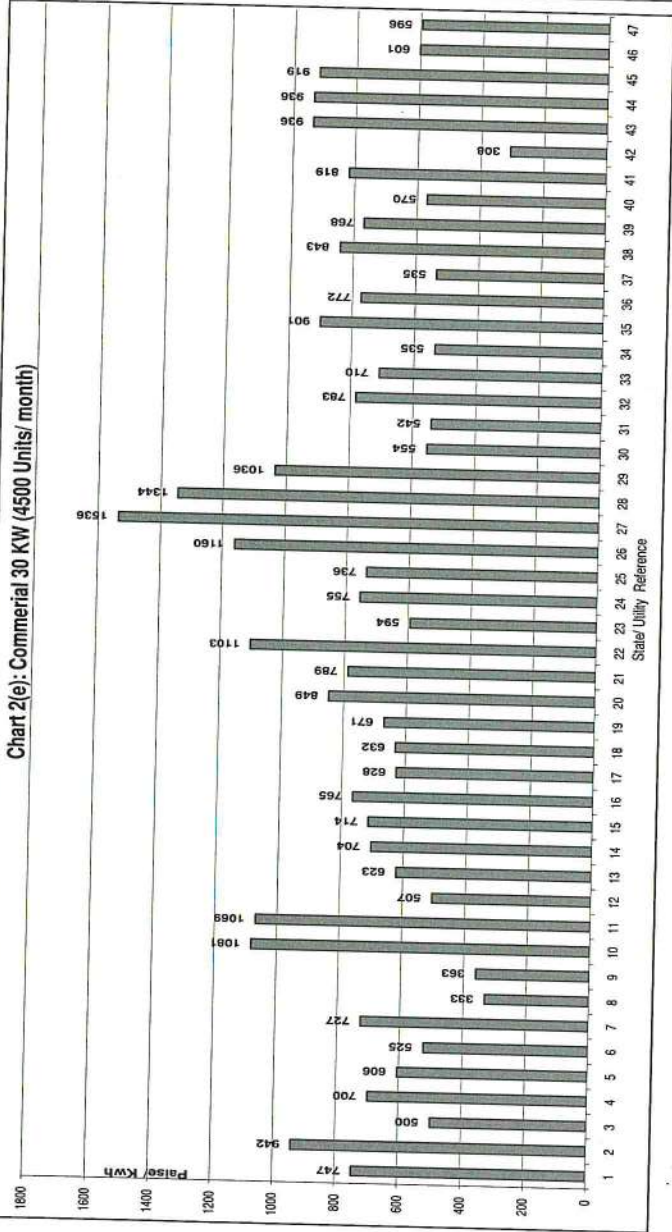
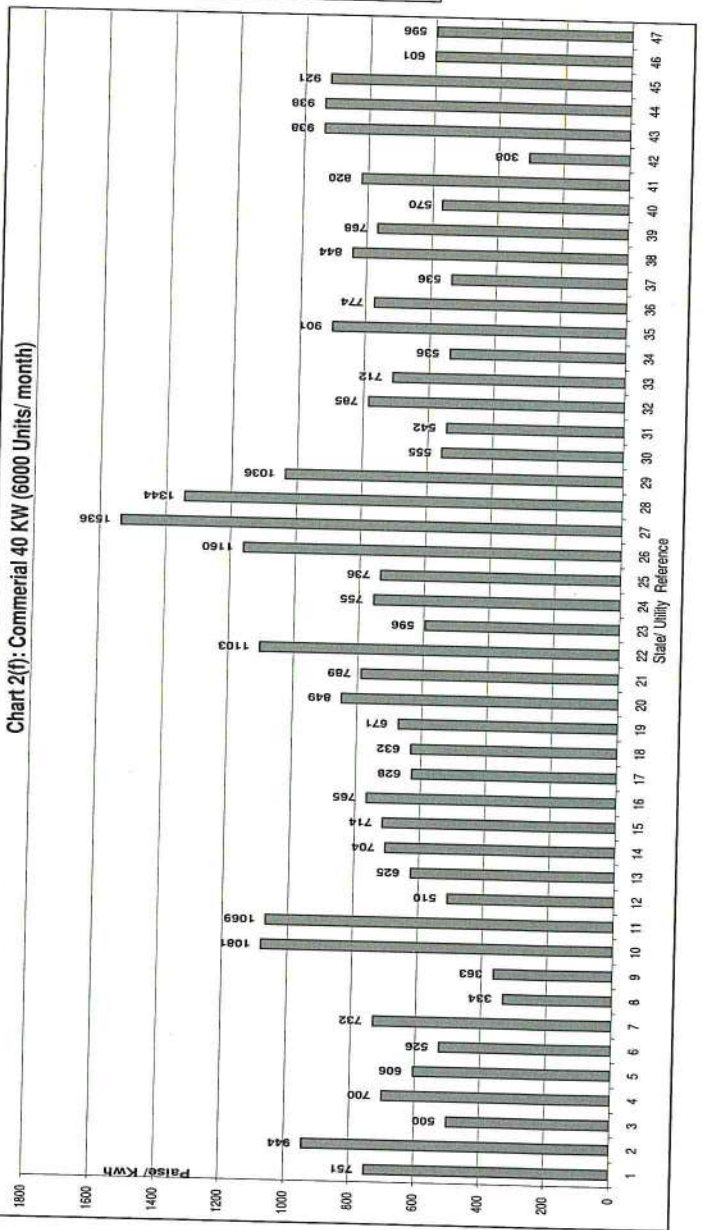


Chart 2(f): Commercial 40 KW (6000 Units/ month)

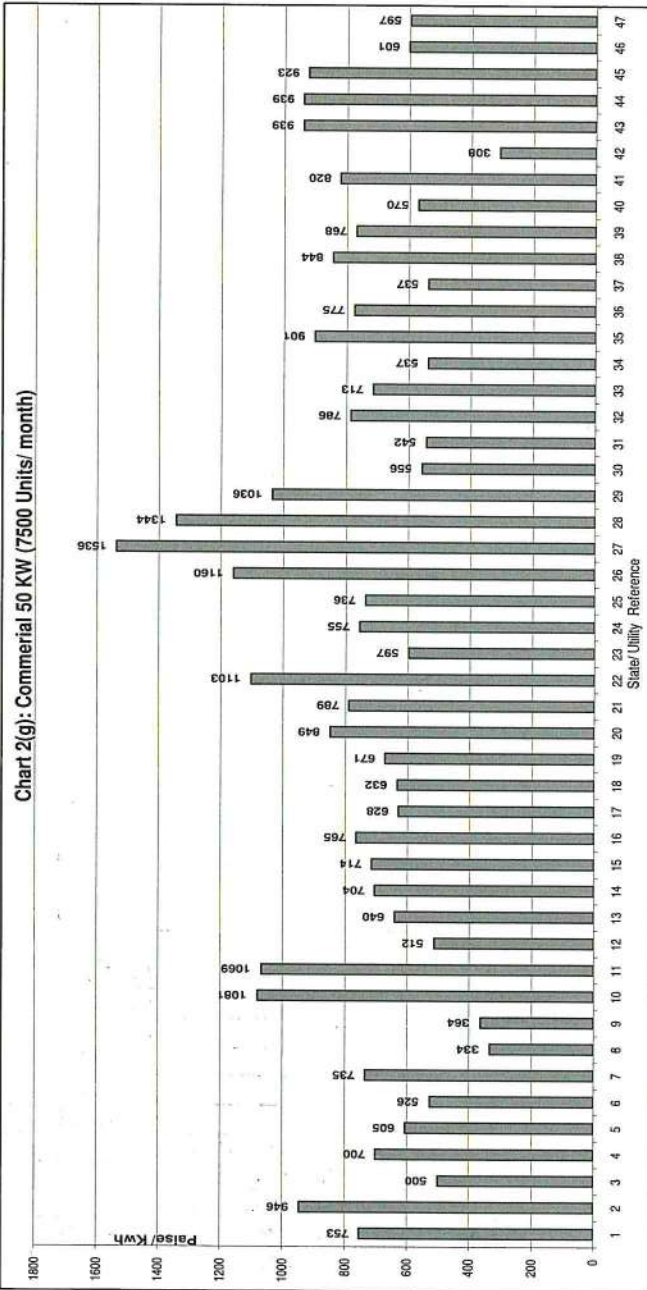


सारणी सं०2 (छ): वाणिज्यिक 50 कि०. वा०. (7500 यूनिट/माह)
TABLE NO.2(g): COMMERCIAL 50 KW (7500 Units/Month)

क्रमांक Sr. No.	युटिलिटी का नाम	Name of Utility	Tariff effective from	Av. Rate (P/KWh)	Duty/Tax (P/KWh)	Total (P/KWh)
1	अंडमान एण्ड निकोबार	Andaman & Nicobar Island	01.04.2014	717	36	753
2	आंध्र प्रदेश	Andhra Pradesh	01.04.2014	940	6	946
3	अरुणाचल प्रदेश	Arunachal Pradesh	01.04.2014	500	0	500
4	आसाम	Assam	01.12.2013	690	10	700
5	बिहार	Bihar	01.04.2014	571	34	605
6	चंडीगढ़	Chandigarh	01.04.2014	515	11	526
7	छत्तीसगढ़	Chhattishgarh	01.07.2014	656	79	735
8	दादरा एवं नागर हवेली	Dadra & Nagar Haveli	01.04.2014	334	0	334
9	दमन एवं दिव	Daman & Diu	01.04.2014	364	0	364
10	दिल्ली-(बी.वाई.पी.एल./बी.आर.पी.एल./एन.डी.पी.एल. -टी.पी.डी.डी.एल.)	Delhi-(BYPL/BRPL/NDPL-TPDDL)	17.07.2014	1030	51	1081
11	दिल्ली-(एन.डी.एम.सी.)	Delhi-(NDMC)	17.07.2014	1018	51	1069
12	गोवा	Goa	01.04.2014	442	70	512
13	गुजरात	Gujarat	01.05.2014	512	128	640
14	गुजरात-(टोरेन्ट पावर लि., अहमदाबाद)	Gujarat-(Torrent Power Ltd., Ahmedabad)	01.05.2014	563	141	704
15	गुजरात-(टोरेन्ट पावर लि., सूरत)	Gujarat-(Torrent Power Ltd., Surat)	01.05.2014	571	143	714
16	हरियाणा	Haryana	01.04.2014	750	15	765
17	हिमाचल प्रदेश	Himachal Pradesh	01.08.2014	581	47	628
18	जम्मू व कश्मीर	Jammu & Kashmir	01.07.2014	518	114	632
19	झारखंड	Jharkhand	01.08.2012	642	30	671
20	कर्नाटक	Karnataka	01.05.2014			
		Bruhat Bangalore Mahangara Palike, Municipal Corp.& all Urban		801	48	849
		Areas under Village Panchayats		744	45	789
21	केरल	Kerala	16.08.2014	1010	93	1103
22	लक्षद्वीप	Lakshadweep	01.04.2014	597	0	597
23	मध्य प्रदेश	Madhya Pradesh (Urban Areas)	01.06.2014	657	98	755
		(Rural Areas)		640	96	736
24	महाराष्ट्र	Maharashtra	01.08.2012	985	175	1160
25	महाराष्ट्र-मुंबई-(बी.ई.एस.टी.)	Maharashtra - Mumbai-(B.E.S.T)	01.04.2014	1293	243	1536
26	महाराष्ट्र-मुंबई-(रिलायंस एनर्जी)	Maharashtra - Mumbai-(Reliance Energy)	01.04.2014	1129	215	1344
27	महाराष्ट्र-मुंबई-(टाटा)	Maharashtra - Mumbai-(TATA's)	01.04.2014	947	184	1036
28	मिजोरम	Mizoram	01.04.2014	556	0	556
29	मेघालय	Meghalaya	01.04.2013	536	6	542
30	नागालैंड	Nagaland	01.04.2014	786	0	786
31	उड़ीसा	Orissa	01.04.2014	686	27	713
32	पुदुचेरी	Puducherry	01.04.2014	537	0	537
33	पंजाब	Punjab	01.04.2014	797	104	901
34	राजस्थान	Rajasthan	01.02.2015	844	65	775
35	सिक्किम	Sikkim	01.04.2014	537	0	537
36	तमिल नाडू	Tamil Nadu	12.12.2014	804	40	844
37	त्रिपुरा	Tripura	01.04.2014	768	0	768
38	उत्तराखण्ड	Uttarakhand	01.04.2014	555	15	570
39	उत्तर प्रदेश	Uttar Pradesh (URBAN)	01.04.2014	781	39	820
		(RURAL)		293	15	308
40	पश्चिम बंगाल	West Bengal (URBAN)	01.04.2013	817	122	939
		(RURAL)		817	122	939
41	पश्चिम बंगाल-कोलकत्ता-(सी.ई.एस.सी.)	West Bengal - (CESC Ltd., Kolkata)	01.04.2013	802	120	923
42	पश्चिम बंगाल-(डी.पी.एस.सी.)	West Bengal - (DPSC Ltd.)	01.04.2013	523	78	601
43	पश्चिम बंगाल-दुर्गापुर परियोजना	West Bengal-Durgapur Projects Ltd.	01.04.2014	519	78	597

Index of States

- 1 A&N Island
- 2 Andhra Pradesh
- 3 Arunachal Pradesh
- 4 Assam
- 5 Bihar
- 6 Chandigarh
- 7 Chhattisgarh
- 8 Dadri&Ngr Havelli
- 9 Daman & Diu
- 10 Delhi (BSES/NDPL)
- 11 Delhi (NDMC)
- 12 Goa
- 13 Gujarat
- 14 Gujarat (Ahmadabad)
- 15 Gujarat (Surat)
- 16 Haryana
- 17 Himachal Pradesh
- 18 Jammu & Kashmir
- 19 Jharkhand
- 20 Karnataka (Banglore & other Cities)
- 21 Karnataka (Area under Village Panchayat)
- 22 Kerala
- 23 Lakshadweep
- 24 MP (Urban)
- 25 MP (Rural)
- 26 Maharashtra
- 27 Maharashtra - Mumbai- (B.E.S.T.)
- 28 Maharashtra - Mumbai- (Reliance Energy)
- 29 Maharashtra - Mumbai- (TATA's)
- 30 Mizoram
- 31 Meghalaya
- 32 Nagaland
- 33 Orissa
- 34 Puducherry
- 35 Punjab
- 36 Rajasthan
- 37 Sikkim
- 38 Tamil Nadu
- 39 Tripura
- 40 Uttaranchal
- 41 U. P. (Urban)
- 42 U. P. (Rural)
- 43 West Bengal (Urban)
- 44 West Bengal (Rural)
- 45 W. B. (Kolkata CESC)
- 46 West Bengal-DPSC
- 47 West Bengal (DPL)



सारणी सं०३ (क): कृषि २ हास पावर (४०० यूनिट/माह)
TABLE NO.3(a): AGRICULTURE 2 HP (400 Units/Month)

क्रमांक Sr. No.	युटिलिटी का नाम	Name of Utility	Tariff effective from	Av. Rate (P/KWh)	Duty/Tax (P/KWh)	Total (P/KWh)
1	अंडमान एण्ड निकोबार	Andaman & Nicobar Island	01.04.2014	125	6	131
2	आंध्र प्रदेश	Andhra Pradesh	01.04.2014			
	With Demand side Management measures (DSM)					
	Dry land Farmers (connection <=3 Nos.)			8	0	8
	Wet land Farmers (Holding <=2.5 Acres)			8	0	8
	Dry land Farmers (connection >3 Nos.)			79	0	79
	Wet land Farmers (Holding >2.5 Acres)			79	0	79
	Corporate Farmers & IT Assesse			258	0	258
	Without Demand side Management measures (DSM)					
	Dry land Farmers (connection <=3 Nos.)			79	0	79
	Wet land Farmers (Holding <=2.5 Acres)			79	0	79
	Dry land Farmers (connection >3 Nos.)			151	0	151
	Wet land Farmers (Holding >2.5 Acres)			151	0	151
	Corporate Farmers & IT Assesse			358	0	358
3	अरुणाचल प्रदेश	Arunachal Pradesh	01.04.2014	310	0	310
4	आसाम	Assam	01.12.2013	386	10	396
5	बिहार	Bihar (Urban Areas)	01.04.2014	170	4	174
		(Rural Areas)		110	4	114
6	चंडीगढ़	Chandigarh	01.04.2014	230	0	230
7	छत्तीसगढ़	Chhattishgarh	01.07.2014	250	0	250
8	दादरा एवं नागर हवेली	Dadra & Nagar Haveli	01.04.2014	70	0	70
9	दमन एवं दिव	Daman & Diu	01.04.2014	70	0	70
10	दिल्ली-(बी.वाई.पी.एल./बी.आर.पी.एल./एन.डी.पी.एल.-टी.पी.डी.डी.एल.)	Delhi-(BYPL/BRPL/NDPL-TPDDL)	17.07.2014	282	14	297
11	गोवा	Goa	01.04.2014	120	20	140
12	गुजरात	Gujarat	01.05.2014	190	0	190
13	गुजरात-(टोरेन्ट पावर लि., अहमदाबाद)	Gujarat-(Torrent Power Ltd., Ahmedabad)	01.05.2014	330	0	330
14	गुजरात-(टोरेन्ट पावर लि., सूरत)	Gujarat-(Torrent Power Ltd., Surat)	01.05.2014	70	0	70
15	हरियाणा	Haryana	01.04.2014	10	0	10
16	हिमाचल प्रदेश	Himachal Pradesh	01.08.2014	113	11	124
17	जम्मू व कश्मीर	Jammu & Kashmir	01.07.2014	68	15	82
18	झारखंड	Jharkhand	01.08.2012	60	2	62
19	कर्नाटक	Karnataka	01.05.2014	0	0	0
20	केरल	Kerala	16.08.2014	203	20	223
21	मध्य प्रदेश	Madhya Pradesh	01.06.2014	335	0	335
22	महाराष्ट्र	Maharashtra	01.08.2012	220	0	220
23	महाराष्ट्र-मुंबई-(रिलायंस एनर्जी)	Maharashtra - Mumbai-(Reliance Energy)	01.04.2014	223	0	223
24	मणीपुर	Manipur	27.02.2015	312	2	315
25	मिजोरम	Mizoram	01.04.2014	182	0	182
26	मेघालय	Meghalaya	01.04.2013	180	6	186
27	नागालैंड	Nagaland	01.04.2014	270	0	270
28	उड़ीसा	Orissa	01.04.2014	110	2	112
29	पंजाब	Punjab	01.04.2014	456	59	515
30	राजस्थान	Rajasthan	01.02.2015	458	4	405
31	सिक्किम	Sikkim	01.04.2014	235	0	235
32	तमिल नाडू	Tamil Nadu	12.12.2014	0	0	0
33	त्रिपुरा	Tripura	01.04.2014	366	0	366
34	उत्तराखण्ड	Uttarakhand	01.04.2014	110	15	125
35	उत्तर प्रदेश	Uttar Pradesh (URBAN)	01.04.2014	428	32	460
		(RURAL)		115	9	124
36	पश्चिम बंगाल	West Bengal	01.04.2013	392	0	392
37	पश्चिम बंगाल-(डी.पी.एस.सी.)	West Bengal - (DPSC Ltd.)	01.04.2013			
		(06.00 hrs to 17.00 hrs)		279	0	279
		(17.00 hrs to 23.00 hrs)		659	0	659
		(23.00 hrs to 06.00 hrs)		188	0	188
38	पश्चिम बंगाल-दुर्गापुर परियोजना	West Bengal-Durgapur Projects Ltd.	01.04.2014			
		(06.00 hrs to 17.00 hrs)		321	0	321
		(17.00 hrs to 23.00 hrs)		634	0	634
		(23.00 hrs to 06.00 hrs)		180	0	180

सारणी सं03 (ख): कृषि 3 हास पावर (600 यूनिट/माह)
TABLE NO.3(b): AGRICULTURE 3 HP (600 Units/Month)

क्रमांक Sr. No.	युटिलिटी का नाम	Name of Utility	Tariff effective from	Av. Rate (P/KWh)	Duty/Tax (P/KWh)	Total (P/KWh)
1	अंडमान एण्ड निकोबार	Andaman & Nicobar Island	01.04.2014	125	6	131
2	आंध्र प्रदेश	Andhra Pradesh	01.04.2014			
	With Demand side Management measures (DSM)					
	Dry land Farmers (connection <=3 Nos.)			5	0	5
	Wet land Farmers (Holding <=2.5 Acres)			5	0	5
	Dry land Farmers (connection >3 Nos.)			77	0	77
	Wet land Farmers (Holding >2.5 Acres)			77	0	77
	Corporate Farmers & IT Assesse			255	0	255
	Without Demand side Management measures (DSM)					
	Dry land Farmers (connection <=3 Nos.)			77	0	77
	Wet land Farmers (Holding <=2.5 Acres)			77	0	77
	Dry land Farmers (connection >3 Nos.)			149	0	149
	Wet land Farmers (Holding >2.5 Acres)			149	0	149
	Corporate Farmers & IT Assesse			355	0	355
3	अरुणाचल प्रदेश	Arunachal Pradesh	01.04.2014	310	0	310
4	आसाम	Assam	01.12.2013	386	10	396
5	बिहार	Bihar (Urban Areas)	01.04.2014	170	4	174
		(Rural Areas)		110	4	114
6	चंडीगढ़	Chandigarh	01.04.2014	230	0	230
7	छत्तीसगढ़	Chhattishgarh	01.07.2014	250	0	250
8	दादरा एवं नागर हवेली	Dadra & Nagar Haveli	01.04.2014	70	0	70
9	दमन एवं दिव	Daman & Diu	01.04.2014	70	0	70
10	दिल्ली-(बी.वाई.पी.एल./बी.आर.पी.एल./एन.डी.पी.एल.-टी.पी.डी.डी.एल.)	Delhi-(BYPL/BRPL/NDPL-TPDDL)	17.07.2014	282	14	297
11	गोवा	Goa	01.04.2014	120	20	140
12	गुजरात	Gujarat	01.05.2014	190	0	190
13	गुजरात-(टोरेन्ट पावर लि., अहमदाबाद)	Gujarat-(Torrent Power Ltd., Ahmedabad)	01.05.2014	330	0	330
14	गुजरात-(टोरेन्ट पावर लि., सुरत)	Gujarat-(Torrent Power Ltd., Surat)	01.05.2014	70	0	70
15	हरियाणा	Haryana	01.04.2014	10	0	10
16	हिमाचल प्रदेश	Himachal Pradesh	01.08.2014	108	11	119
17	जम्मू व कश्मीर	Jammu & Kashmir	01.07.2014	68	15	82
18	झारखंड	Jharkhand	01.08.2012	60	2	62
19	कर्नाटक	Karnataka	01.05.2014	0	0	0
20	केरल	Kerala	16.08.2014	203	20	223
21	मध्य प्रदेश	Madhya Pradesh	01.06.2014	350	0	350
22	महाराष्ट्र	Maharashtra	01.08.2012	220	0	220
23	महाराष्ट्र-मुम्बई-(रिलायंस एनर्जी)	Maharashtra - Mumbai-(Reliance Energy)	01.04.2014	223	0	223
24	मणीपुर	Manipur	27.02.2015	312	2	315
25	मिजोरम	Mizoram	01.04.2014	182	0	182
26	मेघालय	Meghalaya	01.04.2013	180	6	186
27	नागालैंड	Nagaland	01.04.2014	270	0	270
28	उड़ीसा	Orissa	01.04.2014	110	2	112
29	पंजाब	Punjab	01.04.2014	456	59	515
30	राजस्थान	Rajasthan	01.02.2015	458	4	405
31	सिक्किम	Sikkim	01.04.2014	266	0	266
32	तमिल नाडु	Tamil Nadu	12.12.2014	0	0	0
33	त्रिपुरा	Tripura	01.04.2014	366	0	366
34	उत्तराखण्ड	Uttarakhand	01.04.2014	110	15	125
35	उत्तर प्रदेश	Uttar Pradesh (URBAN)	01.04.2014	428	32	460
		(RURAL)		115	9	124
36	पश्चिम बंगाल	West Bengal	01.04.2013	392	0	392
37	पश्चिम बंगाल-(डी.पी.एस.सी.)	West Bengal - (DPSC Ltd.)	01.04.2013			
		(06.00 hrs to 17.00 hrs)		279	0	279
		(17.00 hrs to 23.00 hrs)		659	0	659
		(23.00 hrs to 06.00 hrs)		188	0	188
38	पश्चिम बंगाल-दुर्गापुर परियोजना	West Bengal-Durgapur Projects Ltd.	01.04.2014			
		(06.00 hrs to 17.00 hrs)		321	0	321
		(17.00 hrs to 23.00 hrs)		634	0	634
		(23.00 hrs to 06.00 hrs)		180	0	180

- Index of States
- 1 A&N Island
 - 2 AP-With DSM-Dry land Farmers (connection <=3 Nos.)
 - 3 AP-With DSM-Wet land Farmers (Holding <=2.5 Acres)
 - 4 AP-With DSM-Dry land Farmers (connection >3 Nos.)
 - 5 AP-With DSM-Wet land Farmers (Holding >2.5 Acres)
 - 6 AP-With DSM-Corporate Farmers & IT Assesse
 - 7 AP-w/o DSM-Dry land Farmers (connection <=3 Nos.)
 - 8 AP-w/o DSM-Wet land Farmers (Holding <=2.5 Acres)
 - 9 AP-w/o DSM-Dry land Farmers (connection >3 Nos.)
 - 10 AP-w/o DSM-Wet land Farmers (Holding >2.5 Acres)
 - 11 AP-w/o DSM-Corporate Farmers & IT Assesse
 - 12 Arunachal Pradesh
 - 13 Assam
 - 14 Bihar (Urban Schedule)
 - 15 Bihar (Rural Schedule)
 - 16 Chandigarh
 - 17 Chhattisgarh
 - 18 Dadra&Nor Havelli
 - 19 Daman & Diu
 - 20 Delhi (BSES/NDPL)
 - 21 Goa
 - 22 Gujarat
 - 23 Gujarat (Ahmadabad)
 - 24 Gujarat (Surat)
 - 25 Haryana
 - 26 Himachal Pradesh
 - 27 Jammu & Kashmir
 - 28 Jharkhand
 - 29 Karnataka
 - 30 Kerala
 - 31 Madhya Pradesh
 - 32 Maharashtra
 - 33 Maharashtra - Mumbai (Reliance Energy)
 - 34 Manipur
 - 35 Mizoram
 - 36 Meghalaya
 - 37 Nagaland
 - 38 Orissa
 - 39 Punjab
 - 40 Rajasthan
 - 41 Sikkim
 - 42 Tamil Nadu
 - 43 Tripura
 - 44 Uttarakhnad
 - 45 U. P. (Urban)
 - 46 U. P. (Rural)
 - 47 West Bengal
 - 48 West Bengal (DPSC) (06.00 hrs to 17.00 hrs)
 - 49 West Bengal (DPSC) (17.00 hrs to 23.00 hrs)
 - 50 West Bengal (DPSC) (23.00 hrs to 06.00 hrs)
 - 51 West Bengal (DPL) (06.00 hrs to 17.00 hrs)
 - 52 West Bengal (DPL) (17.00 hrs to 23.00 hrs)
 - 53 West Bengal (DPL) (23.00 hrs to 06.00 hrs)

Chart 3(a): Agricultural 2HP (400 Units/ month)

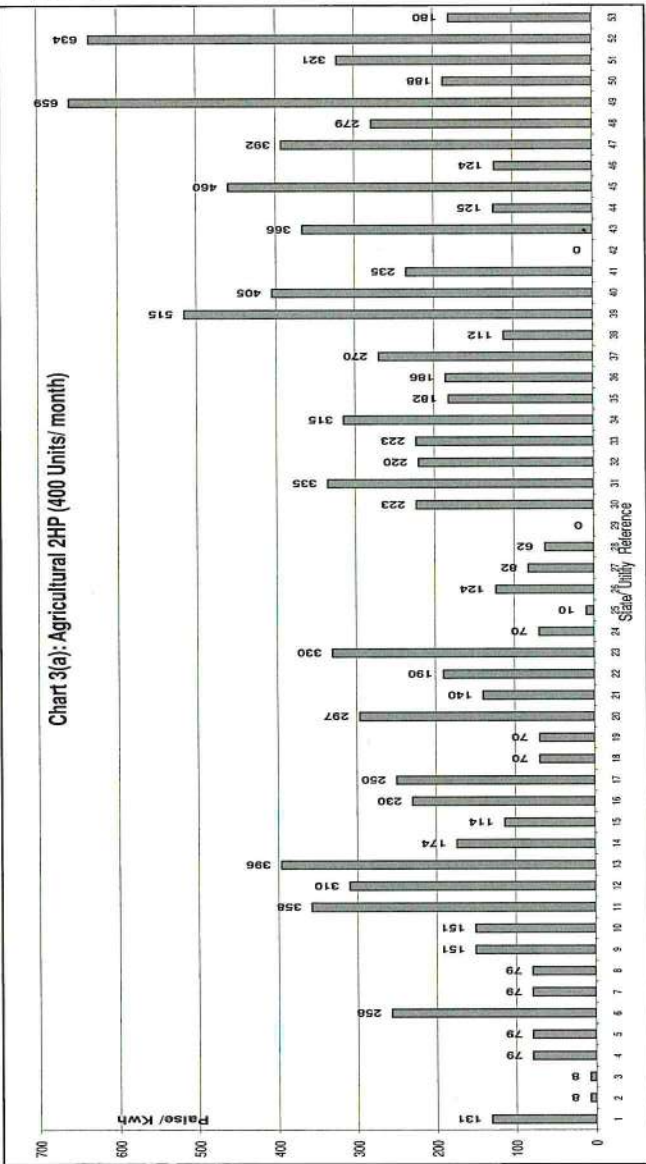
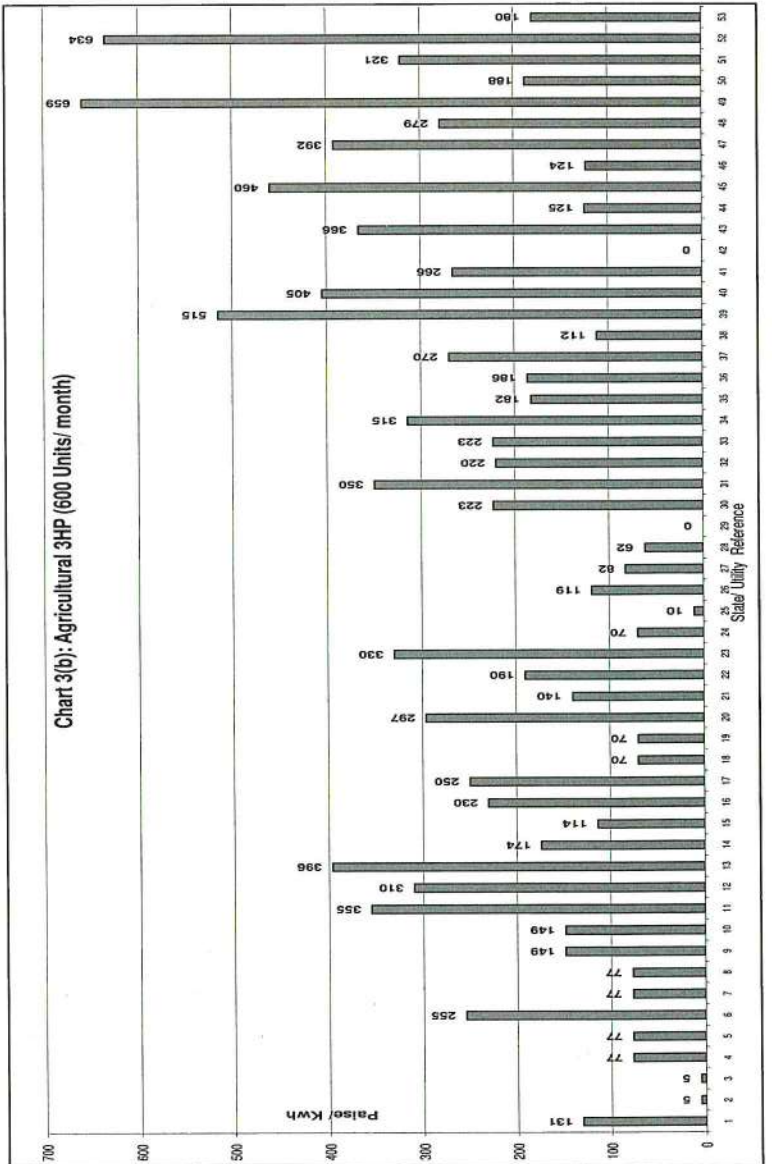


Chart 3(b): Agricultural 3HP (600 Units/ month)



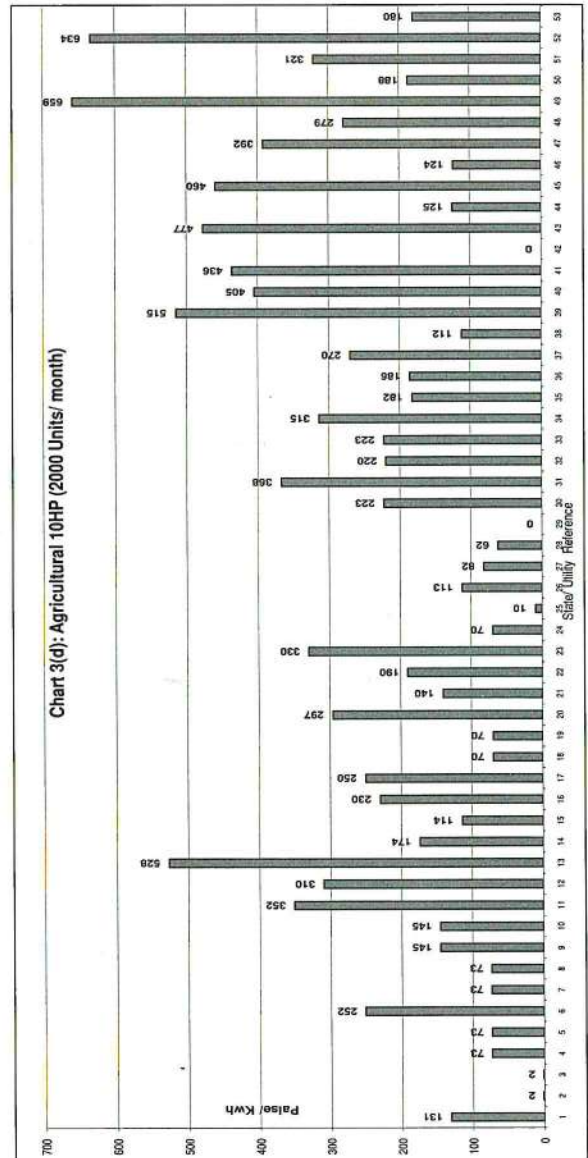
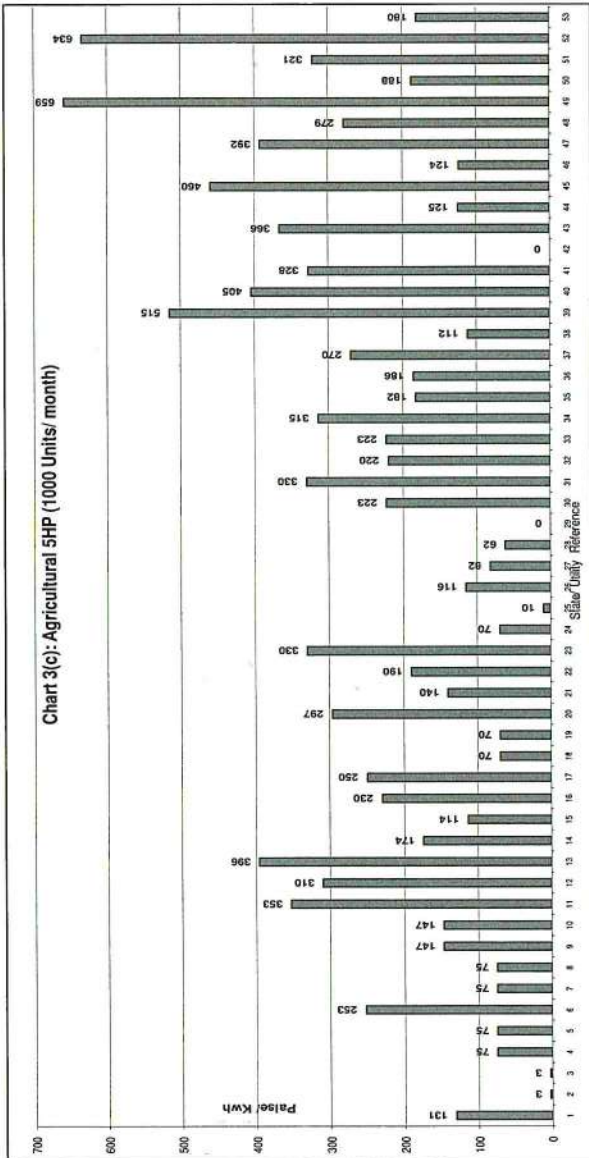
सारणी सं०३ (ग): कृषि 5 हास पावर (1000 यूनिट/माह)
TABLE NO.3(c): AGRICULTURE 5 HP (1000 Units/Month)

क्रमांक Sr. No.	युटिलिटी का नाम	Name of Utility	Tariff effective from	Av. Rate (P/KWh)	Duty/Tax (P/KWh)	Total (P/KWh)
1	अंडमान एण्ड निकोबार	Andaman & Nicobar Island	01.04.2014	125	6	131
2	आंध्र प्रदेश	Andhra Pradesh	01.04.2014			
	With Demand side Management measures (DSM)					
	Dry land Farmers (connection <=3 Nos.)			3	0	3
	Wet land Farmers (Holding <=2.5 Acres)			3	0	3
	Dry land Farmers (connection >3 Nos.)			75	0	75
	Wet land Farmers (Holding >2.5 Acres)			75	0	75
	Corporate Farmers & IT Assesse			253	0	253
	Without Demand side Management measures (DSM)					
	Dry land Farmers (connection <=3 Nos.)			75	0	75
	Wet land Farmers (Holding <=2.5 Acres)			75	0	75
	Dry land Farmers (connection >3 Nos.)			147	0	147
	Wet land Farmers (Holding >2.5 Acres)			147	0	147
	Corporate Farmers & IT Assesse			353	0	353
3	अरुणाचल प्रदेश	Arunachal Pradesh	01.04.2014	310	0	310
4	आसाम	Assam	01.12.2013	386	10	396
5	बिहार	Bihar (Urban Areas)	01.04.2014	170	4	174
		(Rural Areas)		110	4	114
6	चंडीगढ़	Chandigarh	01.04.2014	230	0	230
7	छत्तीसगढ़	Chhattishgarh	01.07.2014	250	0	250
8	दादरा एवं नागर हवेली	Dadra & Nagar Haveli	01.04.2014	70	0	70
9	दमन एवं दिव	Daman & Diu	01.04.2014	70	0	70
10	दिल्ली-(बी.वाई.पी.एल./बी.आर.पी.एल./एन.डी.पी.एल.-टी.पी.डी.डी.एल.)	Delhi-(BYPL/BRPL/NDPL-TPDDL)	17.07.2014	282	14	297
11	गोवा	Goa	01.04.2014	120	20	140
12	गुजरात	Gujarat	01.05.2014	190	0	190
13	गुजरात-(टोरेन्ट पावर लि., अहमदाबाद)	Gujarat-(Torrent Power Ltd., Ahmedabad)	01.05.2014	330	0	330
14	गुजरात-(टोरेन्ट पावर लि., सूरत)	Gujarat-(Torrent Power Ltd., Surat)	01.05.2014	70	0	70
15	हरियाणा	Haryana	01.04.2014	10	0	10
16	हिमाचल प्रदेश	Himachal Pradesh	01.08.2014	105	11	116
17	जम्मू व कश्मीर	Jammu & Kashmir	01.07.2014	68	15	82
18	झारखंड	Jharkhand	01.08.2012	60	2	62
19	कर्नाटक	Karnataka	01.05.2014	0	0	0
20	केरल	Kerala	16.08.2014	203	20	223
21	मध्य प्रदेश	Madhya Pradesh	01.06.2014	330	0	330
22	महाराष्ट्र	Maharashtra	01.08.2012	220	0	220
23	महाराष्ट्र-मुंबई-(रिलायंस एनर्जी)	Maharashtra - Mumbai-(Reliance Energy)	01.04.2014	223	0	223
24	मणीपुर	Manipur	27.02.2015	312	2	315
25	मिजोरम	Mizoram	01.04.2014	182	0	182
26	मेघालय	Meghalaya	01.04.2013	180	6	186
27	नागालैंड	Nagaland	01.04.2014	270	0	270
28	उड़ीसा	Orissa	01.04.2014	110	2	112
29	पंजाब	Punjab	01.04.2014	456	59	515
30	राजस्थान	Rajasthan	01.02.2015	458	4	405
31	सिक्किम	Sikkim	01.04.2014	328	0	328
32	तमिल नाडू	Tamil Nadu	12.12.2014	0	0	0
33	त्रिपुरा	Tripura	01.04.2014	366	0	366
34	उत्तराखण्ड	Uttarakhand	01.04.2014	110	15	125
35	उत्तर प्रदेश	Uttar Pradesh (URBAN)	01.04.2014	428	32	460
		(RURAL)		115	9	124
36	पश्चिम बंगाल	West Bengal	01.04.2013	392	0	392
37	पश्चिम बंगाल-(डी.पी.एस.सी.)	West Bengal - (DPSC Ltd.)	01.04.2013			
		(06.00 hrs to 17.00 hrs)		279	0	279
		(17.00 hrs to 23.00 hrs)		659	0	659
		(23.00 hrs to 06.00 hrs)		188	0	188
38	पश्चिम बंगाल-दुर्गापुर परियोजना	West Bengal-Durgapur Projects Ltd.	01.04.2014			
		(06.00 hrs to 17.00 hrs)		321	0	321
		(17.00 hrs to 23.00 hrs)		634	0	634
		(23.00 hrs to 06.00 hrs)		180	0	180

सारणी सं०३ (घ): कृषि 10 हास पावर (2000 यूनिट/माह)
TABLE NO.3(d): AGRICULTURE 10 HP (2000 Units/Month)

क्रमांक Sr. No.	युटिलिटी का नाम	Name of Utility	Tariff effective from	Av. Rate (P/KWh)	Duty/Tax (P/KWh)	Total (P/KWh)
1	अंडमान एण्ड निकोबार	Andaman & Nicobar Island	01.04.2014	125	6	131
2	आंध्र प्रदेश	Andhra Pradesh	01.04.2014			
	With Demand side Management measures (DSM)					
	Dry land Farmers (connection <=3 Nos.)			2	0	2
	Wet land Farmers (Holding <=2.5 Acres)			2	0	2
	Dry land Farmers (connection >3 Nos.)			73	0	73
	Wet land Farmers (Holding >2.5 Acres)			73	0	73
	Corporate Farmers & IT Assesse			252	0	252
	Without Demand side Management measures (DSM)					
	Dry land Farmers (connection <=3 Nos.)			73	0	73
	Wet land Farmers (Holding <=2.5 Acres)			73	0	73
	Dry land Farmers (connection >3 Nos.)			145	0	145
	Wet land Farmers (Holding >2.5 Acres)			145	0	145
	Corporate Farmers & IT Assesse			352	0	352
3	अरुणाचल प्रदेश	Arunachal Pradesh	01.04.2014	310	0	310
4	आसाम	Assam	01.12.2013	518	10	528
5	बिहार	Bihar (Urban Areas)	01.04.2014	170	4	174
		(Rural Areas)		110	4	114
6	चंडीगढ़	Chandigarh	01.04.2014	230	0	230
7	छत्तीसगढ़	Chhattishgarh	01.07.2014	250	0	250
8	दादरा एवं नागर हवेली	Dadra & Nagar Haveli	01.04.2014	70	0	70
9	दमन एवं दिव	Daman & Diu	01.04.2014	70	0	70
10	दिल्ली-(बी.वाई.पी.एल./बी.आर.पी.एल./एन.डी.पी.एल.-टी.पी.डी.डी.एल.)	Delhi-(BYPL/BRPL/NDPL-TPDDL)	17.07.2014	282	14	297
11	गोवा	Goa	01.04.2014	120	20	140
12	गुजरात	Gujarat	01.05.2014	190	0	190
13	गुजरात-(टोरेन्ट पावर लि., अहमदाबाद)	Gujarat-(Torrent Power Ltd., Ahmedabad)	01.05.2014	330	0	330
14	गुजरात-(टोरेन्ट पावर लि., सूरत)	Gujarat-(Torrent Power Ltd., Surat)	01.05.2014	70	0	70
15	हरियाणा	Haryana	01.04.2014	10	0	10
16	हिमाचल प्रदेश	Himachal Pradesh	01.08.2014	103	10	113
17	जम्मू व कश्मीर	Jammu & Kashmir	01.07.2014	68	15	82
18	झारखंड	Jharkhand	01.08.2012	60	2	62
19	कर्नाटक	Karnataka	01.05.2014	0	0	0
20	केरल	Kerala	16.08.2014	203	20	223
21	मध्य प्रदेश	Madhya Pradesh	01.06.2014	368	0	368
22	महाराष्ट्र	Maharashtra	01.08.2012	220	0	220
23	महाराष्ट्र-मुंबई-(रिलायंस एनर्जी)	Maharashtra - Mumbai-(Reliance Energy)	01.04.2014	223	0	223
24	मणिपुर	Manipur	27.02.2015	312	2	315
25	मिजोरम	Mizoram	01.04.2014	182	0	182
26	मेघालय	Meghalaya	01.04.2013	180	6	186
27	नागालैंड	Nagaland	01.04.2014	270	0	270
28	उड़ीसा	Orissa	01.04.2014	110	2	112
29	पंजाब	Punjab	01.04.2014	456	59	515
30	राजस्थान	Rajasthan	01.02.2015	458	4	405
31	सिक्किम	Sikkim	01.04.2014	436	0	436
32	तमिल नाडू	Tamil Nadu	12.12.2014	0	0	0
33	त्रिपुरा	Tripura	01.04.2014	477	0	477
34	उत्तराखण्ड	Uttarakhand	01.04.2014	110	15	125
35	उत्तर प्रदेश	Uttar Pradesh (URBAN)	01.04.2014	428	32	460
		(RURAL)		115	9	124
36	पश्चिम बंगाल	West Bengal	01.04.2013	392	0	392
37	पश्चिम बंगाल-(डी.पी.एस.सी.)	West Bengal - (DPSC Ltd.)	01.04.2013			
		(06.00 hrs to 17.00 hrs)		279	0	279
		(17.00 hrs to 23.00 hrs)		659	0	659
		(23.00 hrs to 06.00 hrs)		188	0	188
38	पश्चिम बंगाल-दुर्गापुर परियोजना	West Bengal-Durgapur Projects Ltd.	01.04.2014			
		(06.00 hrs to 17.00 hrs)		321	0	321
		(17.00 hrs to 23.00 hrs)		634	0	634
		(23.00 hrs to 06.00 hrs)		180	0	180

- Index of States
- 1 Andhra Pradesh
 - 2 AP-With DSM-Dry land Farmers (connection <=3 Nos.)
 - 3 AP-With DSM-Wet land Farmers (Holding <=2.5 Acres)
 - 4 AP-With DSM-Dry land Farmers (connection >3 Nos.)
 - 5 AP-With DSM-Wet land Farmers (Holding >2.5 Acres)
 - 6 AP-With DSM-Corporate Farmers & IT Assesse
 - 7 AP-w/o DSM-Dry land Farmers (connection <=3 Nos.)
 - 8 AP-w/o DSM-Wet land Farmers (Holding <=2.5 Acres)
 - 9 AP-w/o DSM-Dry land Farmers (connection >3 Nos.)
 - 10 AP-w/o DSM-Wet land Farmers (Holding >2.5 Acres)
 - 11 AP-w/o DSM-Corporate Farmers & IT Assesse
 - 12 Arunachal Pradesh
 - 13 Assam
 - 14 Bihar (Urban Schedule)
 - 15 Bihar (Rural Schedule)
 - 16 Chandigarh
 - 17 Chhattisgarh
 - 18 Dadr&Ngr Havelli
 - 19 Daman & Diu
 - 20 Delhi (BSES/NDPL)
 - 21 Goa
 - 22 Gujarat
 - 23 Gujarat (Ahmedabad)
 - 24 Gujarat (Surat)
 - 25 Haryana
 - 26 Himachal Pradesh
 - 27 Jammu & Kashmir
 - 28 Jharkhand
 - 29 Karnataka
 - 30 Kerala
 - 31 Madhya Pradesh
 - 32 Maharashtra
 - 33 Maharashtra - Mumbai- (Reliance Energy)
 - 34 Manipur
 - 35 Mizoram
 - 36 Meghalaya
 - 37 Nagaland
 - 38 Orissa
 - 39 Punjab
 - 40 Rajasthan
 - 41 Sikkim
 - 42 Tamil Nadu
 - 43 Tripura
 - 44 Uttarakhnad
 - 45 U. P. (Urban)
 - 46 U. P. (Rural)
 - 47 West Bengal
 - 48 West Bengal (DPSC) (06.00 - 17.00 hrs)
 - 49 West Bengal (DPSC) (17.00 - 23.00 hrs)
 - 50 West Bengal (DPSC) (23.00 - 06.00 hrs)
 - 51 West Bengal (DPL) (06.00 - 17.00 hrs)
 - 52 West Bengal (DPL) (17.00 - 23.00 hrs)
 - 53 West Bengal (DPL) (23.00 - 06.00 hrs)



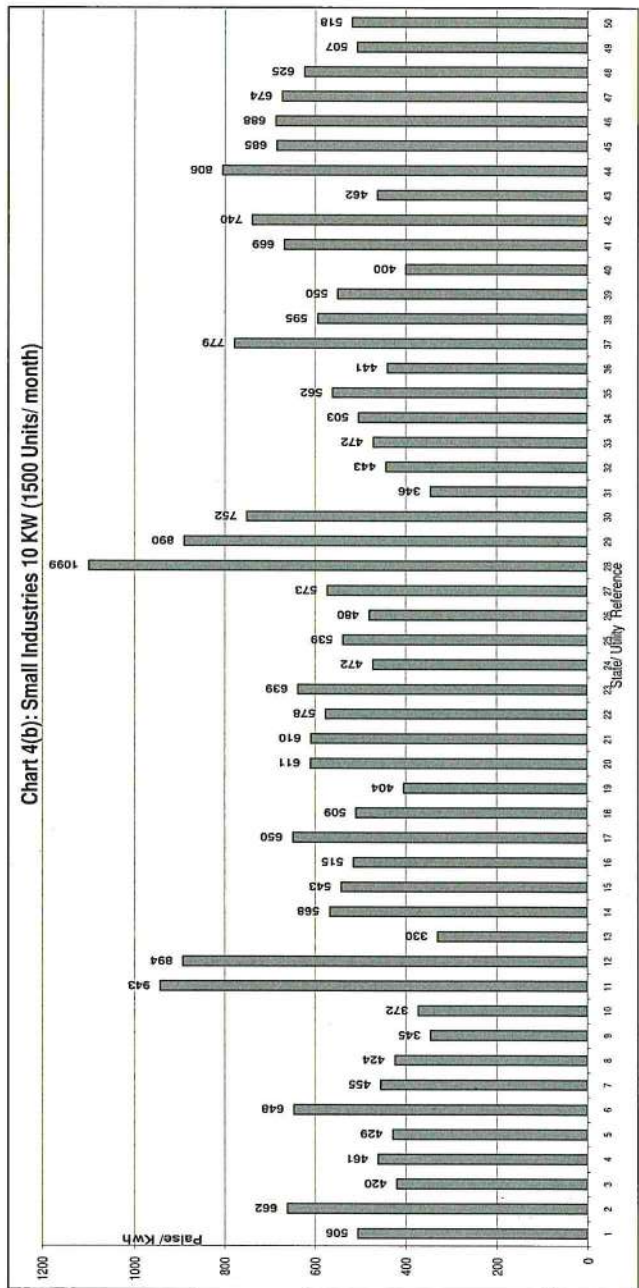
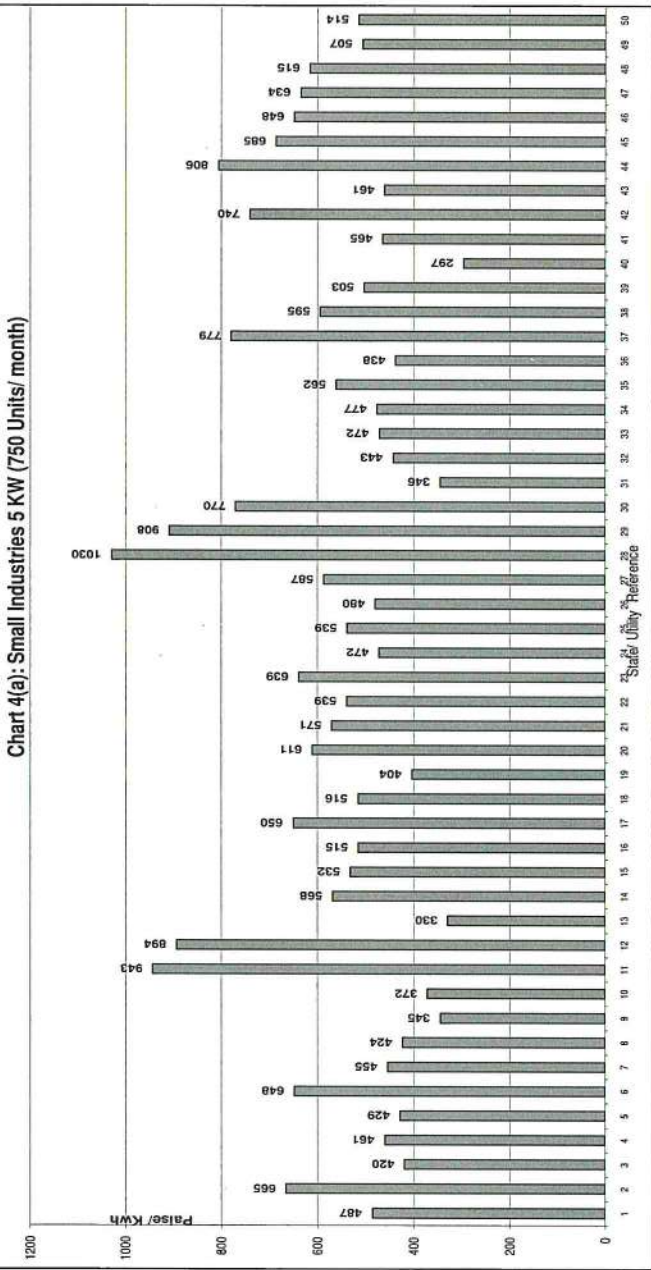
सारणी सं०४ (क): लघु उद्योग 5 कि०. वा०. (750 यूनिट/माह)
TABLE NO.4(a): SMALL INDUSTRIES 5 KW (750 Units/Month)

क्रमांक Sr. No.	युटिलिटी का नाम	Name of Utility	Tariff effective from	Av. Rate (P/KWh)	Duty/Tax (P/KWh)	Total (P/KWh)
1	अंडमान एण्ड निकोबार	Andaman & Nicobar Island	01.04.2014	463	23	487
2	आंध्र प्रदेश	Andhra Pradesh	01.04.2014	659	6	665
3	अरुणाचल प्रदेश	Arunachal Pradesh	01.04.2014	420	0	420
4	आसाम (शहरी क्षेत्र)	Assam (Urban Areas)	01.12.2013	452	9	461
	(ग्रामीण क्षेत्र)	(Rural Areas)		420	9	429
5	बिहार	Bihar	01.04.2014	611	37	648
6	चंडीगढ़	Chandigarh	01.04.2014	444	11	455
7	छत्तीसगढ़	Chhattishgarh	01.07.2014	411	12	424
8	दादरा एवं नागर हवेली	Dadra & Nagar Haveli	01.04.2014	345	0	345
9	दमन एवं दिव	Daman & Diu	01.04.2014	372	0	372
10	दिल्ली-(बी.वाई.पी.एल./बी.आर.पी.एल/एन.डी.पी.एल. -टी.पी.डी.डी.एल.)	Delhi-(BYPL/BRPL/NDPL-TPDDL)	17.07.2014	898	45	943
11	दिल्ली-(एन.डी.एम.सी.)	Delhi-(NDMC)	17.07.2014	851	43	894
12	गोवा	Goa	01.04.2014	260	70	330
13	गुजरात	Gujarat	01.05.2014	517	52	568
14	गुजरात-(टोरेन्ट पावर लि., अहमदाबाद)	Gujarat-(Torrent Power Ltd., Ahmedabad)	01.05.2014	483	48	532
15	गुजरात-(टोरेन्ट पावर लि., सूरत)	Gujarat-(Torrent Power Ltd., Surat)	01.05.2014	468	47	515
16	हरियाणा	Haryana	01.04.2014	635	15	650
17	हिमाचल प्रदेश	Himachal Pradesh	01.08.2014	482	34	516
18	जम्मू व कश्मीर	Jammu & Kashmir	01.07.2014	331	73	404
19	झारखंड	Jharkhand	01.08.2012	606	5	611
20	कर्नाटक	Karnataka	01.05.2014			
		Bruhat Bangalore Mahangara Palike, Municipal Corp.& all Urban Areas under Village Panchayats		538	32	571
				508	31	539
21	केरल	Kerala	16.08.2014	587	52	639
22	लक्षद्वीप	Lakshadweep	01.04.2014	472	0	472
23	मध्य प्रदेश	Madhya Pradesh (Urban Areas)	01.06.2014	480	58	539
		(Rural Areas)		427	53	480
24	महाराष्ट्र	Maharashtra	01.08.2012	531	56	587
25	महाराष्ट्र-मुम्बई-(बी.ई.एस.टी.)	Maharashtra - Mumbai-(B.E.S.T)	01.04.2014	924	106	1030
26	महाराष्ट्र-मुम्बई-(रिलायंस एनर्जी)	Maharashtra - Mumbai-(Reliance Energy)	01.04.2014	812	96	908
27	महाराष्ट्र-मुम्बई-(टाटा)	Maharashtra - Mumbai-(TATA's)	01.04.2014	771	92	770
28	मणीपुर	Manipur	27.02.2015	343	2	346
29	मिजोरम	Mizoram	01.04.2014	443	0	443
30	मेघालय	Meghalaya	01.04.2013	467	5	472
31	नागालैंड	Nagaland	01.04.2014	477	0	477
32	उड़ीसा	Orissa	01.04.2014	540	22	562
33	पुदुचेरी	Puducherry	01.04.2014	438	0	438
34	पंजाब	Punjab	01.04.2014	690	90	779
35	राजस्थान	Rajasthan	01.02.2015	629	65	595
36	सिक्किम	Sikkim (URBAN)	01.04.2014	503	0	503
		(RURAL)		297	0	297
37	तमिल नाडू	Tamil Nadu	12.12.2014	443	22	465
38	त्रिपुरा	Tripura	01.04.2014	740	0	740
39	उत्तराखण्ड	Uttarakhand	01.04.2014	441	20	461
40	उत्तर प्रदेश	Uttar Pradesh (URBAN)	01.04.2014	750	56	806
		(RURAL)		638	48	685
41	पश्चिम बंगाल	West Bengal (URBAN)	01.04.2013	632	16	648
		(RURAL)		619	15	634
42	पश्चिम बंगाल-कोलकत्ता-(सी.ई.एस.सी.)	West Bengal - (CESC Ltd., Kolkata)	01.04.2013	600	15	615
43	पश्चिम बंगाल-(डी.पी.एस.सी.)	West Bengal - (DPSC Ltd.)	01.04.2013	494	12	507
44	पश्चिम बंगाल-दुर्गापुर परियोजना	West Bengal-Durgapur Projects Ltd.	01.04.2014	502	13	514

सारणी सं०४ (ख): लघु उद्योग 10 कि०. वा०. (1500 यूनिट/माह)

TABLE NO.4(b): SMALL INDUSTRIES 10 KW (1500 Units/Month)

क्रमांक Sr. No.	युटिलिटी का नाम	Name of Utility	Tariff effective from	Av. Rate (P/KWh)	Duty/Tax (P/KWh)	Total (P/KWh)
1	अंडमान एण्ड निकोबार	Andaman & Nicobar Island	01.04.2014	482	24	506
2	आंध्र प्रदेश	Andhra Pradesh	01.04.2014	656	6	662
3	अरुणाचल प्रदेश	Arunachal Pradesh	01.04.2014	420	0	420
4	आसाम (शहरी क्षेत्र)	Assam (Urban Areas)	01.12.2013	452	9	461
	(ग्रामीण क्षेत्र)	(Rural Areas)		420	9	429
5	बिहार	Bihar	01.04.2014	611	37	648
6	चंडीगढ़	Chandigarh	01.04.2014	444	11	455
7	छत्तीसगढ़	Chhattishgarh	01.07.2014	411	12	424
8	दादरा एवं नागर हवेली	Dadra & Nagar Haveli	01.04.2014	345	0	345
9	दमन एवं दिव	Daman & Diu	01.04.2014	372	0	372
10	दिल्ली-(बी.वाई.पी.एल./बी.आर.पी.एल./एन.डी.पी.एल.-टी.पी.डी.डी.एल.)	Delhi-(BYPL/BRPL/NDPL-TPDDL)	17.07.2014	898	45	943
11	दिल्ली-(एन.डी.एम.सी.)	Delhi-(NDMC)	17.07.2014	851	43	894
12	गोवा	Goa	01.04.2014	260	70	330
13	गुजरात	Gujarat	01.05.2014	517	52	568
14	गुजरात-(टोरेन्ट पावर लि., अहमदाबाद)	Gujarat-(Torrent Power Ltd., Ahmedabad)	01.05.2014	493	49	543
15	गुजरात-(टोरेन्ट पावर लि., सूरत)	Gujarat-(Torrent Power Ltd., Surat)	01.05.2014	468	47	515
16	हरियाणा	Haryana	01.04.2014	635	15	650
17	हिमाचल प्रदेश	Himachal Pradesh	01.08.2014	476	33	509
18	जम्मू व कश्मीर	Jammu & Kashmir	01.07.2014	331	73	404
19	झारखंड	Jharkhand	01.08.2012	606	5	611
20	कर्नाटक	Karnataka	01.05.2014			
		Bruhat Bangalore Mahangara Palike, Municipal Corp.& all Urban Areas under Village Panchayats		575	35	610
				545	33	578
21	केरल	Kerala	16.08.2014	587	52	639
22	लक्षद्वीप	Lakshadweep	01.04.2014	472	0	472
23	मध्य प्रदेश	Madhya Pradesh (Urban Areas)	01.06.2014	480	58	539
		(Rural Areas)		427	53	480
24	महाराष्ट्र	Maharashtra	01.08.2012	519	55	573
25	महाराष्ट्र-मुंबई-(बी.ई.एस.टी.)	Maharashtra - Mumbai-(B.E.S.T)	01.04.2014	987	112	1099
26	महाराष्ट्र-मुंबई-(रिलायंस एनर्जी)	Maharashtra - Mumbai-(Reliance Energy)	01.04.2014	796	95	890
27	महाराष्ट्र-मुंबई-(टाटा)	Maharashtra - Mumbai-(TATA's)	01.04.2014	755	91	752
28	मणीपुर	Manipur	27.02.2015	343	2	346
29	मिजोरम	Mizoram	01.04.2014	443	0	443
30	मेघालय	Meghalaya	01.04.2013	467	5	472
31	नागालैंड	Nagaland	01.04.2014	503	0	503
32	उड़ीसा	Orissa	01.04.2014	540	22	562
33	पुदुचेरी	Puducherry	01.04.2014	441	0	441
34	पंजाब	Punjab	01.04.2014	690	90	779
35	राजस्थान	Rajasthan	01.02.2015	629	65	595
36	सिक्किम	Sikkim (URBAN)	01.04.2014	550	0	550
		(RURAL)		400	0	400
37	तमिल नाडू	Tamil Nadu	12.12.2014	637	32	669
38	त्रिपुरा	Tripura	01.04.2014	740	0	740
39	उत्तराखण्ड	Uttarakhand	01.04.2014	442	20	462
40	उत्तर प्रदेश	Uttar Pradesh (URBAN)	01.04.2014	750	56	806
		(RURAL)		638	48	685
41	पश्चिम बंगाल	West Bengal (URBAN)	01.04.2013	671	17	688
		(RURAL)		657	16	674
42	पश्चिम बंगाल-कोलकत्ता-(सी.ई.एस.सी.)	West Bengal - (CESC Ltd., Kolkata)	01.04.2013	610	15	625
43	पश्चिम बंगाल-(डी.पी.एस.सी.)	West Bengal - (DPSC Ltd.)	01.04.2013	494	12	507
44	पश्चिम बंगाल-दुर्गापुर परियोजना	West Bengal-Durgapur Projects Ltd.	01.04.2014	506	13	518



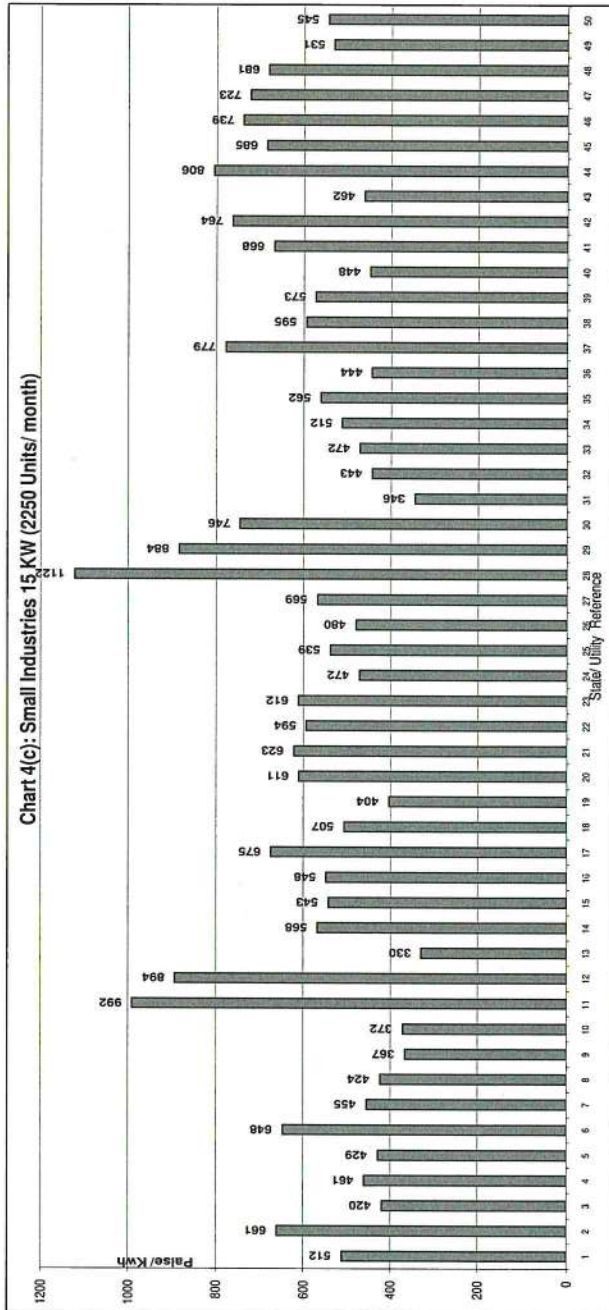
- Index of States
- 1 A&N Island
 - 2 Andhra Pradesh
 - 3 Arunachal Pradesh
 - 4 Assam (Urban)
 - 5 Assam (Rural)
 - 6 Bihar
 - 7 Chandigarh
 - 8 Chattisgarh
 - 9 Dadra&Ngr Haveli
 - 10 Daman & Diu
 - 11 Delhi (BSES/NDPL)
 - 12 Delhi (NDMC)
 - 13 Goa
 - 14 Gujarat
 - 15 Gujarat (Ahmadabad)
 - 16 Gujarat (Surat)
 - 17 Haryana
 - 18 Himachal Pradesh
 - 19 Jammu & Kashmir
 - 20 Jharkhand
 - 21 Karnataka(Non-Rural)
 - 22 Karnataka(Rural)
 - 23 Kerala
 - 24 Lakshadweep
 - 25 MP (Urban)
 - 26 MP (Rural)
 - 27 Maharashtra
 - 28 Maharashtra - Mumbai- (B.E.S.T)
 - 29 Maharashtra - Mumbai- (Reliance Energy)
 - 30 Maharashtra - Mumbai- (TATA's)
 - 31 Manipur
 - 32 Mizoram
 - 33 Meghalaya
 - 34 Nagaland
 - 35 Orissa
 - 36 Pondicherry
 - 37 Punjab
 - 38 Rajasthan
 - 39 Sikkim (Urban)
 - 40 Sikkim (Rural)
 - 41 Tamil Nadu
 - 42 Tripura
 - 43 Uttaranchal
 - 44 U. P. (Urban)
 - 45 U. P. (Rural)
 - 46 West Bengal (Urban)
 - 47 West Bengal (Rural)
 - 48 W. B. (Kolkata CESC)
 - 49 West Bengal-DPSC
 - 50 West Bengal (DPL)

सारणी सं०4 (ग): लघु उद्योग 15 कि०. वा०. (2250 यूनिट/माह)
TABLE NO.4(c): SMALL INDUSTRIES 15 KW (2250 Units/Month)

क्रमांक Sr. No.	युटिलिटी का नाम	Name of Utility	Tariff effective from	Av. Rate (P/KWh)	Duty/Tax (P/KWh)	Total (P/KWh)
1	अंडमान एण्ड निकोबार	Andaman & Nicobar Island	01.04.2014	488	24	512
2	आंध्र प्रदेश	Andhra Pradesh	01.04.2014	655	6	661
3	अरुणाचल प्रदेश	Arunachal Pradesh	01.04.2014	420	0	420
4	आसाम (शहरी क्षेत्र)	Assam (Urban Areas)	01.12.2013	452	9	461
	(ग्रामीण क्षेत्र)	(Rural Areas)		420	9	429
5	बिहार	Bihar	01.04.2014	611	37	648
6	चंडीगढ़	Chandigarh	01.04.2014	444	11	455
7	छत्तीसगढ़	Chhattishgarh	01.07.2014	411	12	424
8	दादरा एवं नागर हवेली	Dadra & Nagar Haveli	01.04.2014	367	0	367
9	दमन एवं दिव	Daman & Diu	01.04.2014	372	0	372
10	दिल्ली-(बी.वाई.पी.एल./बी.आर.पी.एल./एन.डी.पी.एल.-टी.पी.डी.डी.एल.)	Delhi-(BYPL/BRPL/NDPL-TPDDL)	17.07.2014	944	47	992
11	दिल्ली-(एन.डी.एम.सी.)	Delhi-(NDMC)	17.07.2014	851	43	894
12	गोवा	Goa	01.04.2014	260	70	330
13	गुजरात	Gujarat	01.05.2014	517	52	568
14	गुजरात-(टोरेन्ट पावर लि., अहमदाबाद)	Gujarat-(Torrent Power Ltd., Ahmedabad)	01.05.2014	493	49	543
15	गुजरात-(टोरेन्ट पावर लि., सूरत)	Gujarat-(Torrent Power Ltd., Surat)	01.05.2014	498	50	548
16	हरियाणा	Haryana	01.04.2014	660	15	675
17	हिमाचल प्रदेश	Himachal Pradesh	01.08.2014	474	33	507
18	जम्मू व कश्मीर	Jammu & Kashmir	01.07.2014	331	73	404
19	झारखंड	Jharkhand	01.08.2012	606	5	611
20	कर्नाटक	Karnataka	01.05.2014			
		Bruhat Bangalore Mahangara Palike, Municipal Corp.& all Urban Areas under Village Panchayats		587	35	623
				561	34	594
21	केरल	Kerala	16.08.2014	560	52	612
22	लक्षद्वीप	Lakshadweep	01.04.2014	472	0	472
23	मध्य प्रदेश	Madhya Pradesh (Urban Areas)	01.06.2014	480	58	539
		(Rural Areas)		427	53	480
24	महाराष्ट्र	Maharashtra	01.08.2012	514	54	569
25	महाराष्ट्र-मुंबई-(बी.ई.एस.टी.)	Maharashtra - Mumbai-(B.E.S.T)	01.04.2014	1009	114	1122
26	महाराष्ट्र-मुंबई-(रिलायंस एनर्जी)	Maharashtra - Mumbai-(Reliance Energy)	01.04.2014	790	94	884
27	महाराष्ट्र-मुंबई-(टाटा)	Maharashtra - Mumbai-(TATA's)	01.04.2014	749	90	746
28	मणीपुर	Manipur	27.02.2015	343	2	346
29	मिजोरम	Mizoram	01.04.2014	443	0	443
30	मेघालय	Meghalaya	01.04.2013	467	5	472
31	नागालैंड	Nagaland	01.04.2014	512	0	512
32	उड़ीसा	Orissa	01.04.2014	540	22	562
33	पुदुचेरी	Puducherry	01.04.2014	444	0	444
34	पंजाब	Punjab	01.04.2014	690	90	779
35	राजस्थान	Rajasthan	01.02.2015	629	65	595
36	सिक्किम	Sikkim (URBAN)	01.04.2014	573	0	573
		(RURAL)		448	0	448
37	तमिल नाडू	Tamil Nadu	12.12.2014	637	32	668
38	त्रिपुरा	Tripura	01.04.2014	764	0	764
39	उत्तराखण्ड	Uttarakhand	01.04.2014	442	20	462
40	उत्तर प्रदेश	Uttar Pradesh (URBAN)	01.04.2014	750	56	806
		(RURAL)		638	48	685
41	पश्चिम बंगाल	West Bengal (URBAN)	01.04.2013	687	52	739
		(RURAL)		672	50	723
42	पश्चिम बंगाल-कोलकत्ता-(सी.ई.एस.सी.)	West Bengal - (CESC Ltd., Kolkata)	01.04.2013	634	48	681
43	पश्चिम बंगाल-(डी.पी.एस.सी.)	West Bengal - (DPSC Ltd.)	01.04.2013	494	37	531
44	पश्चिम बंगाल-दुर्गापुर परियोजना	West Bengal-Durgapur Projects Ltd.	01.04.2014	507	38	545

Index of States

- 1 A&N Island
- 2 Andhra Pradesh
- 3 Arunachal Pradesh
- 4 Assam (Urban)
- 5 Assam (Rural)
- 6 Bihar
- 7 Chandigarh
- 8 Chhattisgarh
- 9 Dadra&Ngr Haveli
- 10 Daman & Diu
- 11 Delhi (BSES/NDPL)
- 12 Delhi (NDMC)
- 13 Goa
- 14 Gujarat
- 15 Gujarat (Ahmadabad)
- 16 Gujarat (Surat)
- 17 Haryana
- 18 Himachal Pradesh
- 19 Jammu & Kashmir
- 20 Jharkhand
- 21 Karnataka(Non-Rural)
- 22 Karnataka(Rural)
- 23 Kerala
- 24 Lakshadweep
- 25 MP (Urban)
- 26 MP (Rural)
- 27 Maharashtra
- 28 Maharashtra - Mumbai-(B.E.S.T.)
- 29 Maharashtra - Mumbai-(Reliance Energy)
- 30 Maharashtra - Mumbai-(TATA's)
- 31 Manipur
- 32 Mizoram
- 33 Meghalaya
- 34 Nagaland
- 35 Orissa
- 36 Pondicherry
- 37 Punjab
- 38 Rajasthan
- 39 Sikkim (Urban)
- 40 Sikkim (Rural)
- 41 Tamil Nadu
- 42 Tripura
- 43 Uttaranchal
- 44 U. P. (Urban)
- 45 U. P. (Rural)
- 46 West Bengal (Urban)
- 47 West Bengal (Rural)
- 48 W. B. (Kolkata CESC)
- 49 West Bengal-DPSC
- 50 West Bengal (DPL)



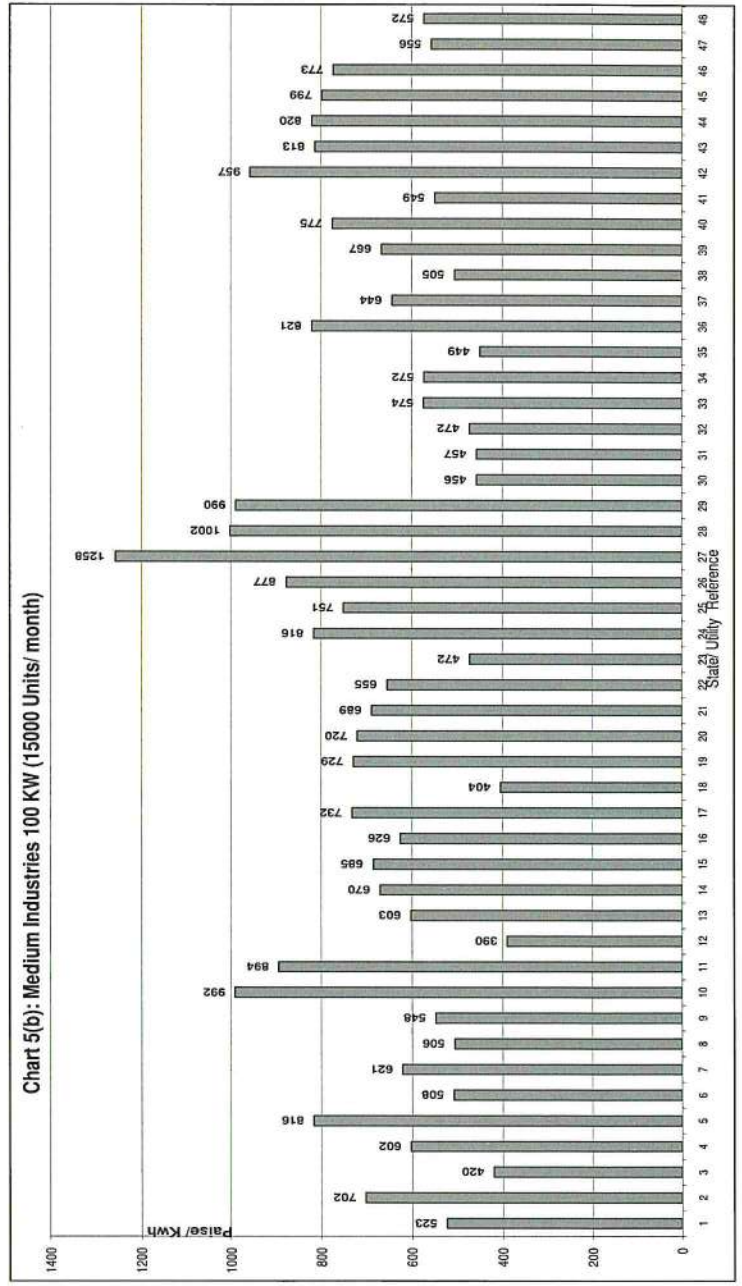
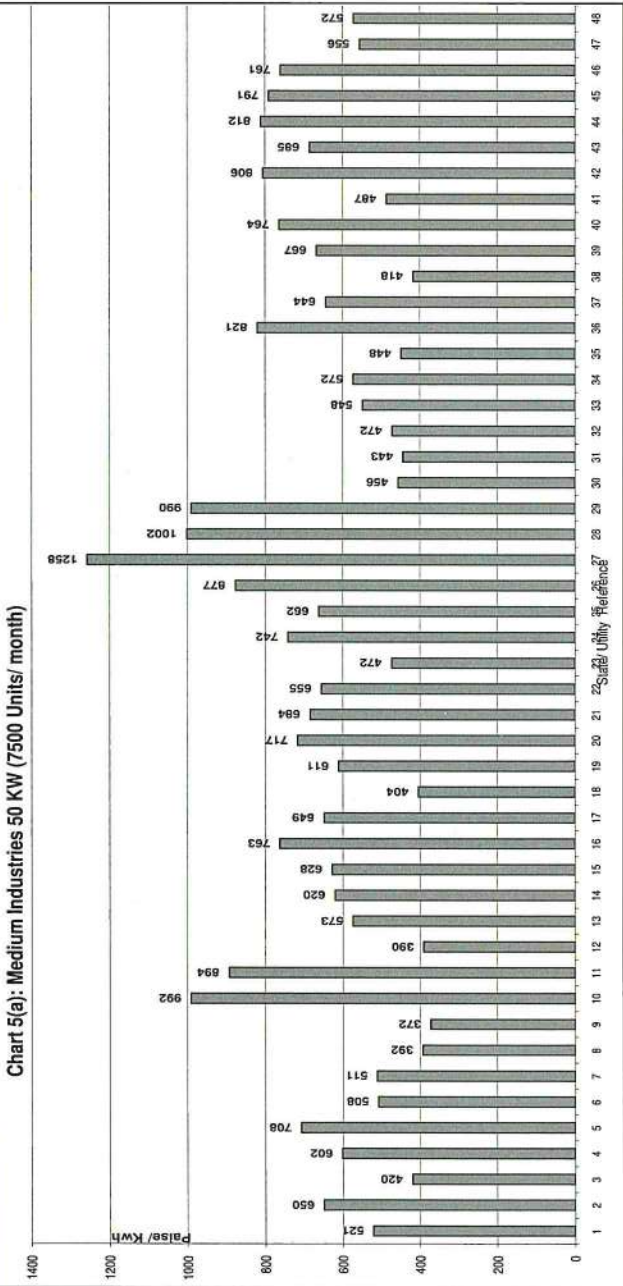

सारणी सं०5 (क): मध्यम उद्योग 50 कि०. वा०. (7500 यूनिट/माह)

TABLE NO.5(a): MEDIUM INDUSTRIES 50 KW (7500 Units/Month)

क्रमांक Sr. No.	युटिलिटी का नाम	Name of Utility	Tariff effective from	Av. Rate (P/KWh)	Duty/Tax (P/KWh)	Total (P/KWh)
1	अंडमान एण्ड निकोबार	Andaman & Nicobar Island	01.04.2014	496	25	521
2	आंध्र प्रदेश	Andhra Pradesh	01.04.2014	644	6	650
3	अरुणाचल प्रदेश	Arunachal Pradesh	01.04.2014	420	0	420
4	आसाम	Assam	01.12.2013	593	9	602
5	बिहार	Bihar	01.04.2014	668	40	708
6	चंडीगढ़	Chandigarh	01.04.2014	497	11	508
7	छत्तीसगढ़	Chhattishgarh	01.07.2014	492	20	511
8	दादरा एवं नागर हवेली	Dadra & Nagar Haveli	01.04.2014	392	0	392
9	दमन एवं दिव	Daman & Diu	01.04.2014	372	0	372
10	दिल्ली-(बी.वाई.पी.एल./बी.आर.पी.एल./एन.डी.पी.एल.-टी.पी.डी.डी.एल.)	Delhi-(BYPL/BRPL/NDPL-TPDDL)	17.07.2014	944	47	992
11	दिल्ली-(एन.डी.एम.सी.)	Delhi-(NDMC)	17.07.2014	851	43	894
12	गोवा	Goa	01.04.2014	320	70	390
13	गुजरात	Gujarat	01.05.2014	521	52	573
14	गुजरात-(टोरेन्ट पावर लि., अहमदाबाद)	Gujarat-(Torrent Power Ltd., Ahmedabad)	01.05.2014	563	56	620
15	गुजरात-(टोरेन्ट पावर लि., सूरत)	Gujarat-(Torrent Power Ltd., Surat)	01.05.2014	571	57	628
16	हरियाणा	Haryana	01.04.2014	748	15	763
17	हिमाचल प्रदेश	Himachal Pradesh	01.08.2014	574	75	649
18	जम्मू व कश्मीर	Jammu & Kashmir	01.07.2014	331	73	404
19	झारखंड	Jharkhand	01.08.2012	606	5	611
20	कर्नाटक	Karnataka	01.05.2014			
		Bruhat Bangalore Mahangara Palike, Municipal Corp.& all Urban		676	41	717
		Areas under Village Panchayats		645	39	684
21	केरल	Kerala	16.08.2014	603	52	655
22	लक्षद्वीप	Lakshadweep	01.04.2014	472	0	472
23	मध्य प्रदेश	Madhya Pradesh (Urban Areas)	01.06.2014	667	75	742
		(Rural Areas)		593	68	662
24	महाराष्ट्र	Maharashtra	01.08.2012	797	80	877
25	महाराष्ट्र-मुम्बई-(बी.ई.एस.टी.)	Maharashtra - Mumbai-(B.E.S.T)	01.04.2014	1133	125	1258
26	महाराष्ट्र-मुम्बई-(रिलायंस एनर्जी)	Maharashtra - Mumbai-(Reliance Energy)	01.04.2014	898	104	1002
27	महाराष्ट्र-मुम्बई-(टाटा)	Maharashtra - Mumbai-(TATA's)	01.04.2014	968	110	990
28	मणीपुर	Manipur	27.02.2015	454	2	456
29	मिजोरम	Mizoram	01.04.2014	443	0	443
30	मेघालय	Meghalaya	01.04.2013	467	5	472
31	नागालैंड	Nagaland	01.04.2014	548	0	548
32	उड़ीसा	Orissa	01.04.2014	540	32	572
33	पुदुचेरी	Puducherry	01.04.2014	448	0	448
34	पंजाब	Punjab	01.04.2014	726	94	821
35	राजस्थान	Rajasthan	01.02.2015	688	65	644
36	सिक्किम	Sikkim (AT 11 KV)	01.04.2014	418	0	418
37	तमिल नाडू	Tamil Nadu	12.12.2014	635	32	667
38	त्रिपुरा	Tripura	01.04.2014	764	0	764
39	उत्तराखण्ड	Uttarakhand	01.04.2014	467	20	487
40	उत्तर प्रदेश	Uttar Pradesh (URBAN)	01.04.2014	750	56	806
		(RURAL)		638	48	685
41	पश्चिम बंगाल	West Bengal (URBAN)	01.04.2013	722	90	812
		(RURAL)		703	88	791
42	पश्चिम बंगाल-कोलकत्ता-(सी.ई.एस.सी.)	West Bengal - (CESC Ltd., Kolkata)	01.04.2013	677	85	761
43	पश्चिम बंगाल-(डी.पी.एस.सी.)	West Bengal - (DPSC Ltd.)	01.04.2013	494	62	556

सारणी सं05 (ख): मध्यम उद्योग 100 कि०. वा०. (15000 यूनिट/माह)
TABLE NO.5(b): MEDIUM INDUSTRIES 100 KW (15000 Units/Month)

क्रमांक Sr. No.	युटिलिटी का नाम	Name of Utility	Tariff effective from	Av. Rate (P/KWh)	Duty/Tax (P/KWh)	Total (P/KWh)
1	अंडमान एण्ड निकोबार	Andaman & Nicobar Island	01.04.2014	498	25	523
2	आंध्र प्रदेश	Andhra Pradesh	01.04.2014	696	6	702
3	अरुणाचल प्रदेश	Arunachal Pradesh	01.04.2014	420	0	420
4	आसाम	Assam	01.12.2013	593	9	602
5	बिहार	Bihar	01.04.2014	770	46	816
6	चंडीगढ़	Chandigarh	01.04.2014	497	11	508
7	छत्तीसगढ़	Chhattishgarh	01.07.2014	586	35	621
8	दादरा एवं नागर हवेली	Dadra & Nagar Haveli (AT 11 KV)	01.04.2014	506	0	506
9	दमन एवं दिव	Daman & Diu	01.04.2014	548	0	548
10	दिल्ली-(बी.वाई.पी.एल./बी.आर.पी.एल./एन.डी.पी.एल.-टी.पी.डी.डी.एल.)	Delhi-(BYPL/BRPL/NDPL-TPDDL)	17.07.2014	944	47	992
11	दिल्ली-(एन.डी.एम.सी.)	Delhi-(NDMC)	17.07.2014	851	43	894
12	गोवा	Goa	01.04.2014	320	70	390
13	गुजरात	Gujarat	01.05.2014	548	55	603
14	गुजरात-(टोरेन्ट पावर लि., अहमदाबाद)	Gujarat-(Torrent Power Ltd., Ahmedabad)	01.05.2014	609	61	670
15	गुजरात-(टोरेन्ट पावर लि., सुरत)	Gujarat-(Torrent Power Ltd., Surat)	01.05.2014	623	62	685
16	हरियाणा	Haryana	01.04.2014	611	15	626
17	हिमाचल प्रदेश	Himachal Pradesh	01.08.2014	648	84	732
18	जम्मू व कश्मीर	Jammu & Kashmir	01.07.2014	331	73	404
19	झारखंड	Jharkhand	01.08.2012	724	5	729
20	कर्नाटक	Karnataka	01.05.2014			
		Bruhat Bangalore Mahangara Palike, Municipal Corp.& all Urban		680	41	720
		Areas under Village Panchayats		650	39	689
21	केरल	Kerala	16.08.2014	603	52	655
22	लक्षद्वीप	Lakshadweep	01.04.2014	472	0	472
23	मध्य प्रदेश	Madhya Pradesh (Urban Areas)	01.06.2014	735	81	816
		(Rural Areas)		675	76	751
24	महाराष्ट्र	Maharashtra	01.08.2012	797	80	877
25	महाराष्ट्र-मुम्बई-(बी.ई.एस.टी.)	Maharashtra - Mumbai-(B.E.S.T)	01.04.2014	1133	125	1258
26	महाराष्ट्र-मुम्बई-(रिलायंस एनर्जी)	Maharashtra - Mumbai-(Reliance Energy)	01.04.2014	898	104	1002
27	महाराष्ट्र-मुम्बई-(टाटा)	Maharashtra - Mumbai-(TATA's)	01.04.2014	968	110	990
28	मणिपुर	Manipur	27.02.2015	454	2	456
29	मिजोरम	Mizoram	01.04.2014	457	0	457
30	मेघालय	Meghalaya	01.04.2013	467	5	472
31	नागालैंड	Nagaland	01.04.2014	574	0	574
32	उड़ीसा	Orissa	01.04.2014	540	32	572
33	पुदुचेरी	Puducherry	01.04.2014	449	0	449
34	पंजाब	Punjab	01.04.2014	726	94	821
35	राजस्थान	Rajasthan	01.02.2015	688	65	644
36	सिक्किम	Sikkim (AT 11 KV)	01.04.2014	505	0	505
37	तमिल नाडू	Tamil Nadu	12.12.2014	635	32	667
38	त्रिपुरा	Tripura	01.04.2014	775	0	775
39	उत्तराखण्ड	Uttarakhand	01.04.2014	524	25	549
40	उत्तर प्रदेश	Uttar Pradesh (URBAN)	01.04.2014	890	67	957
		(RURAL)		757	57	813
41	पश्चिम बंगाल	West Bengal (URBAN)	01.04.2013	729	91	820
		(RURAL)		710	89	799
42	पश्चिम बंगाल-कोलकत्ता-(सी.ई.एस.सी.)	West Bengal - (CESC Ltd., Kolkata)	01.04.2013	688	86	773
43	पश्चिम बंगाल-(डी.पी.एस.सी.)	West Bengal - (DPSC Ltd.)	01.04.2013	494	62	556
44	पश्चिम बंगाल-दुर्गापुर परियोजना	West Bengal-Durgapur Projects Ltd.	01.04.2014	509	64	572



Electricity Tariff & Duty and Average rates of electricity supply in India

सारणी सं० 6 (क): बड़े उद्योग 250 कि०. वा०. 40% भार गुणाक (73000 यूनिट/माह) (11 कि०. वो०. पर)
TABLE NO.6(a): LARGE INDUSTRIES 250 KW 40% LF (73000 Units/Month) (AT 11 KV)

क्रमांक Sr. No.	युटिलिटी का नाम	Name of Utility	Tariff effective from	Av. Rate (P/KWh)	Duty/Tax (P/KWh)	Total (P/KWh)
1	आंध्र प्रदेश	Andhra Pradesh	01.04.2014	731	6	737
2	अरुणाचल प्रदेश	Arunachal Pradesh	01.04.2014	375	0	375
3	आसाम	Assam	01.12.2013	587	8	595
4	बिहार	Bihar	01.04.2014	673	40	713
5	चंडीगढ़	Chandigarh	01.04.2014	494	11	505
6	छत्तीसगढ़	Chhattishgarh	01.07.2014	510	102	612
7	दादरा एवं नागर हवेली	Dadra & Nagar Haveli	01.04.2014	486	0	486
8	दमन एवं दिव	Daman & Diu	01.04.2014	510	0	510
9	दिल्ली-(बी.वाई.पी.एल./बी.आर.पी.एल./एन.डी.पी.एल.-टी.पी.डी.डी.एल.)	Delhi-(BYPL/BRPL/NDPL-TPDDL)	17.07.2014	870	43	913
10	दिल्ली-(एन.डी.एम.सी.)	Delhi-(NDMC)	17.07.2014	892	45	936
11	गोवा	Goa	01.04.2014	406	70	476
12	गुजरात	Gujarat	01.05.2014	471	71	541
13	गुजरात-(टोरेन्ट पावर लि., अहमदाबाद)	Gujarat-(Torrent Power Ltd., Ahmedabad)	01.05.2014	519	71	543
14	गुजरात-(टोरेन्ट पावर लि., सूरत)	Gujarat-(Torrent Power Ltd., Surat)	01.05.2014	529	79	608
15	हरियाणा	Haryana	01.04.2014	553	15	568
16	हिमाचल प्रदेश	Himachal Pradesh	01.08.2014	576	75	651
17	जम्मू व कश्मीर	Jammu & Kashmir	01.07.2014	368	81	449
18	झारखंड	Jharkhand	01.08.2012	635	5	640
19	कर्नाटक	Karnataka	01.05.2014			
		Bruhat Bangalore Mahangara Palike, Municipal Corp.& all Urban		643	39	682
		Areas under Village Panchayats		635	38	673
20	केरल	Kerala	16.08.2014	634	10	644
21	लक्षद्वीप	Lakshadweep	01.04.2014	638	0	638
22	मध्य प्रदेश	Madhya Pradesh	01.06.2014	609	106	716
23	महाराष्ट्र	Maharashtra (Continious Industries)	01.08.2012	773	78	851
		(Non-continious Industries)		705	71	777
24	महाराष्ट्र-मुम्बई-(बी.ई.एस.टी.)	Maharashtra - Mumbai-(B.E.S.T)	01.04.2014	1035	116	1151
25	महाराष्ट्र-मुम्बई-(रिलायंस एनर्जी)	Maharashtra - Mumbai-(Reliance Energy)	01.04.2014	826	97	923
26	महाराष्ट्र-मुम्बई-(टाटा)	Maharashtra - Mumbai-(TATA's)	01.04.2014	878	102	879
27	मणीपुर	Manipur	27.02.2015	478	2	480
28	मिजोरम	Mizoram	01.04.2014	434	0	434
29	मेघालय	Meghalaya	01.04.2013	502	4	505
30	नागालैंड	Nagaland	01.04.2014	595	0	595
31	उड़ीसा	Orissa	01.04.2014	598	40	638
32	पुदुचेरी	Puducherry	01.04.2014	511	0	511
33	पंजाब	Punjab	01.04.2014	686	89	775
34	राजस्थान	Rajasthan	01.02.2015	715	65	668
35	सिक्किम	Sikkim	01.04.2014	489	0	489
36	तमिल नाडू	Tamil Nadu	12.12.2014	768	38	807
37	उत्तराखण्ड	Uttarakhand	01.04.2014	473	25	498
38	उत्तर प्रदेश	Uttar Pradesh (URBAN)	01.04.2014	795	60	854
		(RURAL)		676	51	726
39	पश्चिम बंगाल	West Bengal	01.04.2013	769	115	884
40	पश्चिम बंगाल-कोलकत्ता-(सी.ई.एस.सी.)	West Bengal - (CESC Ltd., Kolkata)	01.04.2013	688	103	791
41	पश्चिम बंगाल-(डी.पी.एस.सी.)	West Bengal - (DPSC Ltd.)	01.04.2013	620	93	713
42	पश्चिम बंगाल-दुर्गापुर परियोजना	West Bengal-Durgapur Projects Ltd.	01.04.2014	614	92	706

Electricity Tariff & Duty and Average rates of electricity supply in India

सारणी सं० 6 (ख): बड़े उद्योग 250 कि०. वा०. 60: भार गुणाक (1095000 यूनिट/माह) (11 कि०. वो०. पर)

TABLE NO.6(b): LARGE INDUSTRIES 250 KW 60% LF (109500 Units/Month) (AT 11 KV)

क्रमांक Sr. No.	युटिलिटी का नाम	Name of Utility	Tariff effective from	Av. Rate (P/KWh)	Duty/Tax (P/KWh)	Total (P/KWh)
1	आंध्र प्रदेश	Andhra Pradesh	01.04.2014	688	6	694
2	अरुणाचल प्रदेश	Arunachal Pradesh	01.04.2014	375	0	375
3	आसाम	Assam	01.12.2013	551	8	558
4	बिहार	Bihar	01.04.2014	638	38	677
5	चंडीगढ़	Chandigarh	01.04.2014	486	11	497
6	छत्तीसगढ़	Chhattishgarh	01.07.2014	483	97	580
7	दादरा एवं नागर हवेली	Dadra & Nagar Haveli	01.04.2014	464	0	464
8	दमन एवं दिव	Daman & Diu	01.04.2014	497	0	497
9	दिल्ली-(बी.वाई.पी.एल./बी.आर.पी.एल./एन.डी.पी.एल.-टी.पी.डी.डी.एल.)	Delhi-(BYPL/BRPL/NDPL-TPDDL)	17.07.2014	854	43	897
10	दिल्ली-(एन.डी.एम.सी.)	Delhi-(NDMC)	17.07.2014	875	44	918
11	गोवा	Goa	01.04.2014	381	70	451
12	गुजरात	Gujarat	01.05.2014	455	68	524
13	गुजरात-(टोरेन्ट पावर लि., अहमदाबाद)	Gujarat-(Torrent Power Ltd., Ahmedabad)	01.05.2014	490	67	514
14	गुजरात-(टोरेन्ट पावर लि., सूरत)	Gujarat-(Torrent Power Ltd., Surat)	01.05.2014	509	76	586
15	हरियाणा	Haryana	01.04.2014	533	15	548
16	हिमाचल प्रदेश	Himachal Pradesh	01.08.2014	551	72	622
17	जम्मू व कश्मीर	Jammu & Kashmir	01.07.2014	350	77	427
18	झारखंड	Jharkhand	01.08.2012	603	5	608
19	कर्नाटक	Karnataka	01.05.2014			
		Bruhat Bangalore Mahangara Palike, Municipal Corp.& all Urban		624	37	662
		Areas under Village Panchayats		616	37	653
20	केरल	Kerala	16.08.2014	596	10	606
21	लक्षद्वीप	Lakshadweep	01.04.2014	625	0	625
22	मध्य प्रदेश	Madhya Pradesh	01.06.2014	570	100	670
23	महाराष्ट्र	Maharashtra (Continious Industries)	01.08.2012	749	75	825
		(Non-continious Industries)		681	69	751
24	महाराष्ट्र-मुम्बई-(बी.ई.एस.टी.)	Maharastra - Mumbai- (B.E.S.T)	01.04.2014	1010	114	1124
25	महाराष्ट्र-मुम्बई-(रिलायंस एनर्जी)	Maharastra - Mumbai-(Reliance Energy)	01.04.2014	801	95	896
26	महाराष्ट्र-मुम्बई-(टाटा)	Maharastra - Mumbai-(TATA's)	01.04.2014	853	100	851
27	मणीपुर	Manipur	27.02.2015	465	2	468
28	मिजोरम	Mizoram	01.04.2014	426	0	426
29	मेघालय	Meghalaya	01.04.2013	486	4	489
30	नागालैंड	Nagaland	01.04.2014	596	0	596
31	उड़ीसा	Orissa	01.04.2014	567	40	607
32	पुदुचेरी	Puducherry	01.04.2014	487	0	487
33	पंजाब	Punjab	01.04.2014	662	86	748
34	राजस्थान	Rajasthan	01.02.2015	693	65	651
35	सिक्किम	Sikkim	01.04.2014	458	0	458
36	तमिल नाडू	Tamil Nadu	12.12.2014	724	36	760
37	उत्तराखण्ड	Uttarakhand	01.04.2014	480	25	505
38	उत्तर प्रदेश	Uttar Pradesh (URBAN)	01.04.2014	756	57	813
		(RURAL)		643	48	691
39	पश्चिम बंगाल	West Bengal	01.04.2013	727	109	837
40	पश्चिम बंगाल-कोलकत्ता-(सी.ई.एस.सी.)	West Bengal - (CESC Ltd., Kolkata)	01.04.2013	643	97	740
41	पश्चिम बंगाल-(डी.पी.एस.सी.)	West Bengal - (DPSC Ltd.)	01.04.2013	582	87	669
42	पश्चिम बंगाल-दुर्गापुर परियोजना	West Bengal-Durgapur Projects Ltd.	01.04.2014	572	86	658

Chart 6(a): Large Industries 250 KW 40% LF (73000 Units/ month) (AT 11 KV)

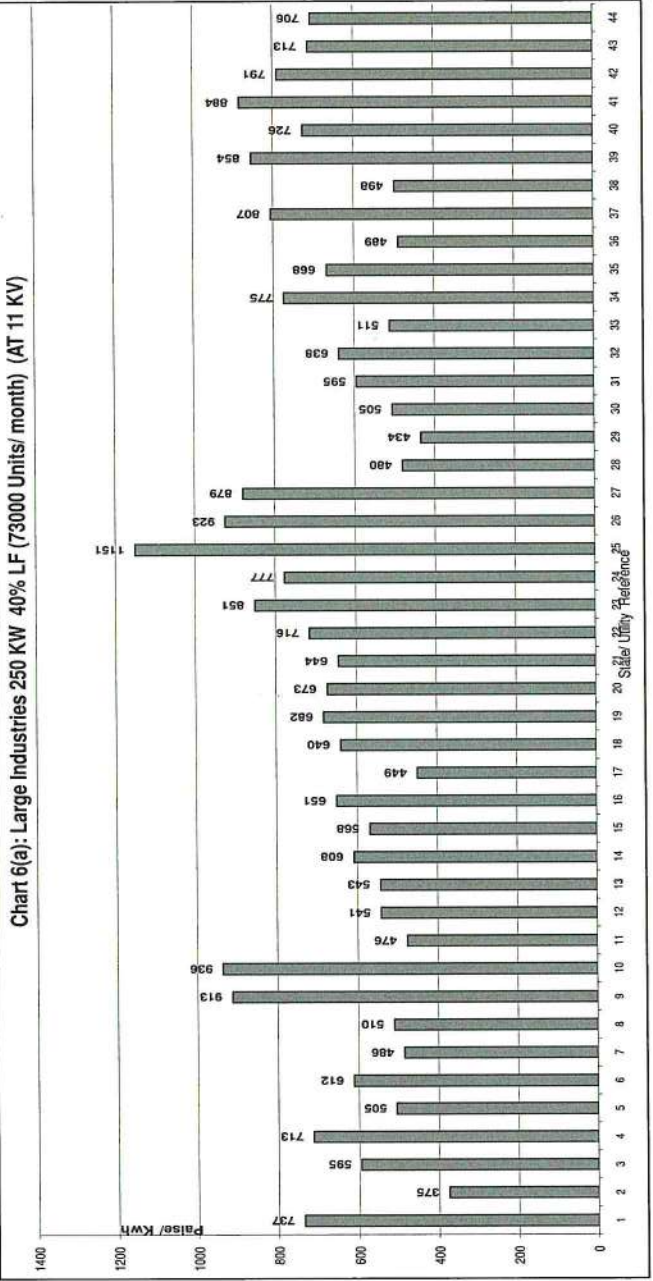
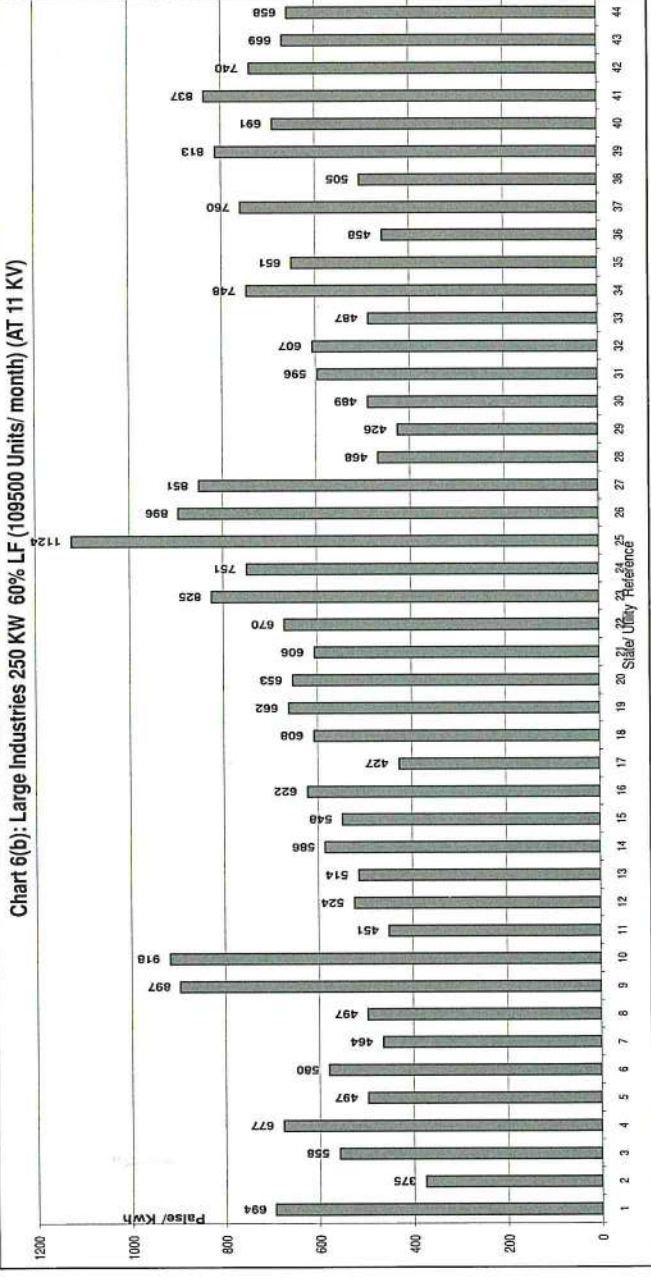


Chart 6(b): Large Industries 250 KW 60% LF (109500 Units/ month) (AT 11 KV)



- Index of States
- 1 Andhra Pradesh
 - 2 Arunachal Pradesh
 - 3 Assam
 - 4 Bihar
 - 5 Chandigarh
 - 6 Chhattisgarh
 - 7 Dadar&Ngr Havelli
 - 8 Daman & Diu
 - 9 Delhi (BSES/NDPL)
 - 10 Delhi (NDMC)
 - 11 Goa
 - 12 Gujarat
 - 13 Gujarat (Ahmedabad)
 - 14 Gujarat (Surat)
 - 15 Haryana
 - 16 Himachal Pradesh
 - 17 Jammu & Kashmir
 - 18 Jharkhand
 - 19 Karnataka(Bangalore Metro)
 - 20 Karnataka(Other Areas)
 - 21 Kerala
 - 22 M. P.
 - 23 Maharashtra (Continuous)
 - 24 Maharashtra (Non-Continuous)
 - 25 Maharashtra - Mumbai-(B.E.S.T.)
 - 26 Maharashtra - Mumbai-(Reliance Energy)
 - 27 Maharashtra - Mumbai-(TATAs)
 - 28 Manipur
 - 29 Mizoram
 - 30 Meghalaya
 - 31 Nagaland
 - 32 Orissa
 - 33 Pondicherry
 - 34 Punjab
 - 35 Rajasthan
 - 36 Sikkim
 - 37 Tamil Nadu
 - 38 Uttaranchal
 - 39 U. P. (Urban)
 - 40 U. P. (Rural)
 - 41 West Bengal
 - 42 W. B. (Kolkata CESC)
 - 43 West Bengal-DPSC
 - 44 West Bengal (DPL)

Electricity Tariff & Duty and Average rates of electricity supply in India

सारणी सं० 6 (ग): बड़े उद्योग 500 कि०. वा०. 40: भार गुणाक (146000 यूनिट/माह) (11 कि०. वो०. पर)

TABLE NO.6(c): LARGE INDUSTRIES 500 KW 40% LF (146000 Units/Month) (AT 11 KV)

क्रमांक Sr. No.	युटिलिटी का नाम	Name of Utility	Tariff effective from	Av. Rate (P/KWh)	Duty/Tax (P/KWh)	Total (P/KWh)
1	आंध्र प्रदेश	Andhra Pradesh	01.04.2014	730	6	736
2	अरुणाचल प्रदेश	Arunachal Pradesh	01.04.2014	375	0	375
3	आसाम	Assam	01.12.2013	587	7	594
4	बिहार	Bihar	01.04.2014	673	40	713
5	चंडीगढ़	Chandigarh	01.04.2014	494	11	505
6	छत्तीसगढ़	Chhattishgarh	01.07.2014	510	102	612
7	दादरा एवं नागर हवेली	Dadra & Nagar Haveli	01.04.2014	493	0	493
8	दमन एवं दिव	Daman & Diu	01.04.2014	510	0	510
9	दिल्ली-(बी.वाई.पी.एल./बी.आर.पी.एल./एन.डी.पी.एल.-टी.पी.डी.डी.एल.)	Delhi-(BYPL/BRPL/NDPL-TPDDL)	17.07.2014	870	43	913
10	दिल्ली-(एन.डी.एम.सी.)	Delhi-(NDMC)	17.07.2014	892	45	936
11	गोवा	Goa	01.04.2014	406	70	476
12	गुजरात	Gujarat	01.05.2014	475	71	546
13	गुजरात-(टोरेन्ट पावर लि., अहमदाबाद)	Gujarat-(Torrent Power Ltd., Ahmedabad)	01.05.2014	519	71	543
14	गुजरात-(टोरेन्ट पावर लि., सूरत)	Gujarat-(Torrent Power Ltd., Surat)	01.05.2014	565	85	650
15	हरियाणा	Haryana	01.04.2014	553	15	568
16	हिमाचल प्रदेश	Himachal Pradesh	01.08.2014	576	75	651
17	जम्मू व कश्मीर	Jammu & Kashmir	01.07.2014	368	81	449
18	झारखंड	Jharkhand	01.08.2012	490	5	495
19	कर्नाटक	Karnataka	01.05.2014			
		Bruhat Bangalore Mahangara Palike, Municipal Corp.& all Urban Areas under Village Panchayats		656	39	695
				644	39	683
20	केरल	Kerala	16.08.2014	634	10	644
21	लक्षद्वीप	Lakshadweep	01.04.2014	638	0	638
22	मध्य प्रदेश	Madhya Pradesh	01.06.2014	640	111	751
23	महाराष्ट्र	Maharashtra (Continious Industries)	01.08.2012	773	78	851
		(Non-continious Industries)		705	71	777
24	महाराष्ट्र-मुम्बई-(बी.ई.एस.टी.)	Maharashtra - Mumbai-(B.E.S.T)	01.04.2014	1035	116	1151
25	महाराष्ट्र-मुम्बई-(रिलायंस एनर्जी)	Maharashtra - Mumbai-(Reliance Energy)	01.04.2014	826	97	923
26	महाराष्ट्र-मुम्बई-(टाटा)	Maharashtra - Mumbai-(TATA's)	01.04.2014	878	102	879
27	मणीपुर	Manipur	27.02.2015	478	2	480
28	मिजोरम	Mizoram	01.04.2014	434	0	434
29	मेघालय	Meghalaya	01.04.2013	502	3	505
30	नागालैंड	Nagaland	01.04.2014	597	0	597
31	उड़ीसा	Orissa	01.04.2014	598	40	638
32	पुदुचेरी	Puducherry	01.04.2014	516	0	516
33	पंजाब	Punjab	01.04.2014	686	89	775
34	राजस्थान	Rajasthan	01.02.2015	715	65	668
35	सिक्किम	Sikkim	01.04.2014	591	0	591
36	तमिल नाडू	Tamil Nadu	12.12.2014	768	38	807
37	उत्तराखण्ड	Uttarakhand	01.04.2014	473	25	498
38	उत्तर प्रदेश	Uttar Pradesh (URBAN)	01.04.2014	795	60	854
		(RURAL)		676	51	726
39	पश्चिम बंगाल	West Bengal	01.04.2013	769	115	884
40	पश्चिम बंगाल-कोलकत्ता-(सी.ई.एस.सी.)	West Bengal - (CESC Ltd., Kolkata)	01.04.2013	688	103	791
41	पश्चिम बंगाल-(डी.पी.एस.सी.)	West Bengal - (DPSC Ltd.)	01.04.2013	620	93	713
42	पश्चिम बंगाल-दुर्गापुर परियोजना	West Bengal-Durgapur Projects Ltd.	01.04.2014	614	92	706

Electricity Tariff & Duty and Average rates of electricity supply in India

सारणी सं० 6 (घ): बड़े उद्योग 500 कि०. वा०. 60: भार गुणाक (219000 यूनिट/माह) (11 कि०. वो०. पर)

TABLE NO.6(d): LARGE INDUSTRIES 500 KW 60% LF (219000 Units/Month) (AT 11 KV)

क्रमांक Sr. No.	युटिलिटी का नाम	Name of Utility	Tariff effective from	Av. Rate (P/KWh)	Duty/Tax (P/KWh)	Total (P/KWh)
1	आंध्र प्रदेश	Andhra Pradesh	01.04.2014	688	6	694
2	अरुणाचल प्रदेश	Arunachal Pradesh	01.04.2014	375	0	375
3	आसाम	Assam	01.12.2013	551	7	558
4	बिहार	Bihar	01.04.2014	638	38	677
5	चंडीगढ़	Chandigarh	01.04.2014	486	11	497
6	छत्तीसगढ़	Chhattishgarh	01.07.2014	483	97	580
7	दादरा एवं नागर हवेली	Dadra & Nagar Haveli	01.04.2014	468	0	468
8	दमन एवं दिव	Daman & Diu	01.04.2014	497	0	497
9	दिल्ली-(बी.वाई.पी.एल./बी.आर.पी.एल./एन.डी.पी.एल.-टी.पी.डी.डी.एल.)	Delhi-(BYPL/BRPL/NDPL-TPDDL)	17.07.2014	854	43	897
10	दिल्ली-(एन.डी.एम.सी.)	Delhi-(NDMC)	17.07.2014	875	44	918
11	गोवा	Goa	01.04.2014	381	70	451
12	गुजरात	Gujarat	01.05.2014	458	69	527
13	गुजरात-(टोरेन्ट पावर लि., अहमदाबाद)	Gujarat-(Torrent Power Ltd., Ahmedabad)	01.05.2014	490	67	514
14	गुजरात-(टोरेन्ट पावर लि., सूरत)	Gujarat-(Torrent Power Ltd., Surat)	01.05.2014	533	80	613
15	हरियाणा	Haryana	01.04.2014	533	15	548
16	हिमाचल प्रदेश	Himachal Pradesh	01.08.2014	551	72	622
17	जम्मू व कश्मीर	Jammu & Kashmir	01.07.2014	350	77	427
18	झारखंड	Jharkhand	01.08.2012	435	5	440
19	कर्नाटक	Karnataka	01.05.2014			
		Bruhat Bangalore Mahangara Palike, Municipal Corp.& all Urban		642	39	681
		Areas under Village Panchayats		629	38	667
20	केरल	Kerala	16.08.2014	596	10	606
21	लक्षद्वीप	Lakshadweep	01.04.2014	625	0	625
22	मध्य प्रदेश	Madhya Pradesh	01.06.2014	598	105	703
23	महाराष्ट्र	Maharashtra (Continious Industries)	01.08.2012	749	75	825
		(Non-continious Industries)		681	69	751
24	महाराष्ट्र-मुम्बई-(बी.ई.एस.टी.)	Maharashtra - Mumbai-(B.E.S.T)	01.04.2014	1010	114	1124
25	महाराष्ट्र-मुम्बई-(रिलायंस एनर्जी)	Maharashtra - Mumbai-(Reliance Energy)	01.04.2014	801	95	896
26	महाराष्ट्र-मुम्बई-(टाटा)	Maharashtra - Mumbai-(TATA's)	01.04.2014	853	100	851
27	मणीपुर	Manipur	27.02.2015	465	2	468
28	मिजोरम	Mizoram	01.04.2014	426	0	426
29	मेघालय	Meghalaya	01.04.2013	486	3	489
30	नागालैंड	Nagaland	01.04.2014	598	0	598
31	उड़ीसा	Orissa	01.04.2014	567	40	607
32	पुदुचेरी	Puducherry	01.04.2014	494	0	494
33	पंजाब	Punjab	01.04.2014	662	86	748
34	राजस्थान	Rajasthan	01.02.2015	693	65	651
35	सिक्किम	Sikkim	01.04.2014	531	0	531
36	तमिल नाडू	Tamil Nadu	12.12.2014	724	36	760
37	उत्तराखण्ड	Uttarakhand	01.04.2014	480	25	505
38	उत्तर प्रदेश	Uttar Pradesh (URBAN)	01.04.2014	756	57	813
		(RURAL)		643	48	691
39	पश्चिम बंगाल	West Bengal	01.04.2013	727	109	837
40	पश्चिम बंगाल-कोलकत्ता-(सी.ई.एस.सी.)	West Bengal - (CESC Ltd., Kolkata)	01.04.2013	643	97	740
41	पश्चिम बंगाल-(डी.पी.एस.सी.)	West Bengal - (DPSC Ltd.)	01.04.2013	582	87	669
42	पश्चिम बंगाल-दुर्गापुर परियोजना	West Bengal-Durgapur Projects Ltd.	01.04.2014	572	86	658

Index of States

- 1 Andhra Pradesh
- 2 Arunachal Pradesh
- 3 Assam
- 4 Bihar
- 5 Chandigarh
- 6 Chattisgarh
- 7 Dadra & Nagar Haveli
- 8 Daman & Diu
- 9 Delhi (BSES/NDFL)
- 10 Delhi (NDMC)
- 11 Goa
- 12 Gujarat
- 13 Gujarat (Ahmedabad)
- 14 Gujarat (Surat)
- 15 Haryana
- 16 Himachal Pradesh
- 17 Jammu & Kashmir
- 18 Jharkhand
- 19 Karnataka (Bangalore Metro)
- 20 Karnataka (Other Areas)
- 21 Kerala
- 22 M. P.
- 23 Maharashtra (Continuous)
- 24 Maharashtra (Non-Continuous)
- 25 Maharashtra - Mumbai (B.E.S.T.)
- 26 Maharashtra - Mumbai (Reliance Energy)
- 27 Maharashtra - Mumbai (TATA's)
- 28 Manipur
- 29 Mizoram
- 30 Meghalaya
- 31 Nagaland
- 32 Orissa
- 33 Pondicherry
- 34 Punjab
- 35 Rajasthan
- 36 Sikkim
- 37 Tamil Nadu
- 38 Uttaranchal
- 39 U. P. (Urban)
- 40 U. P. (Rural)
- 41 West Bengal
- 42 W. B. (Kolkata CESC)
- 43 West Bengal-DPSC
- 44 West Bengal (DPL)

Chart 6(c): Large Industries 500 KW 40% LF (146000 Units/ month) (AT 11 KV)

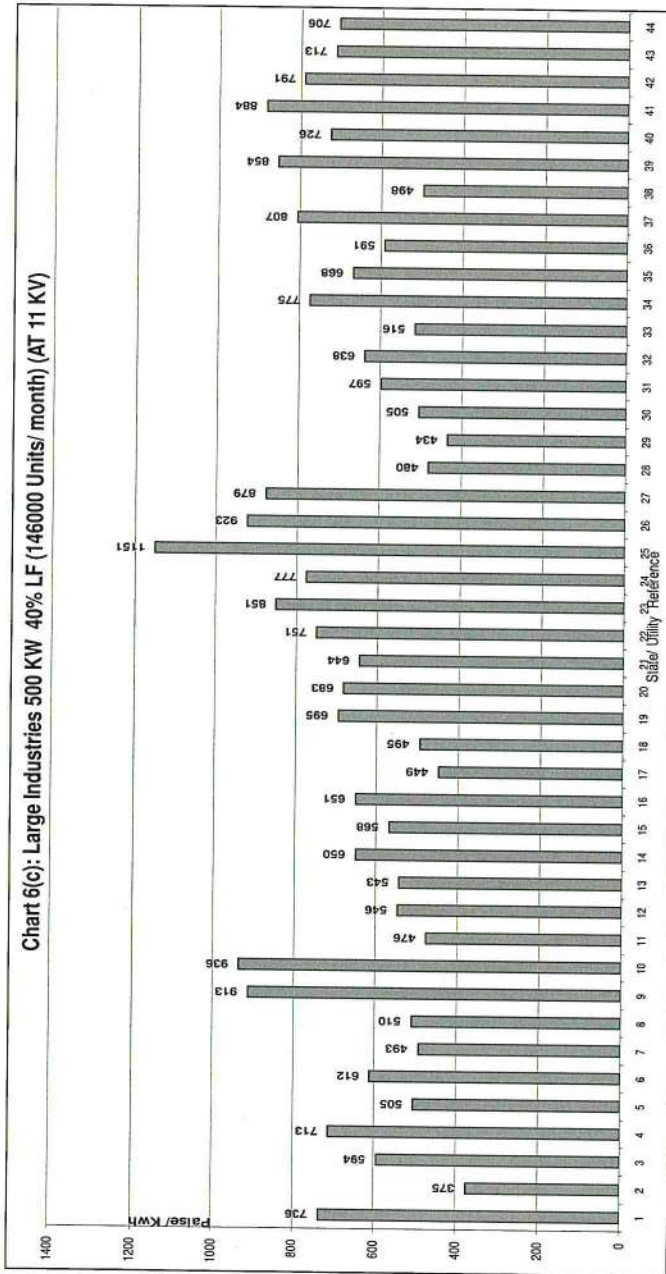
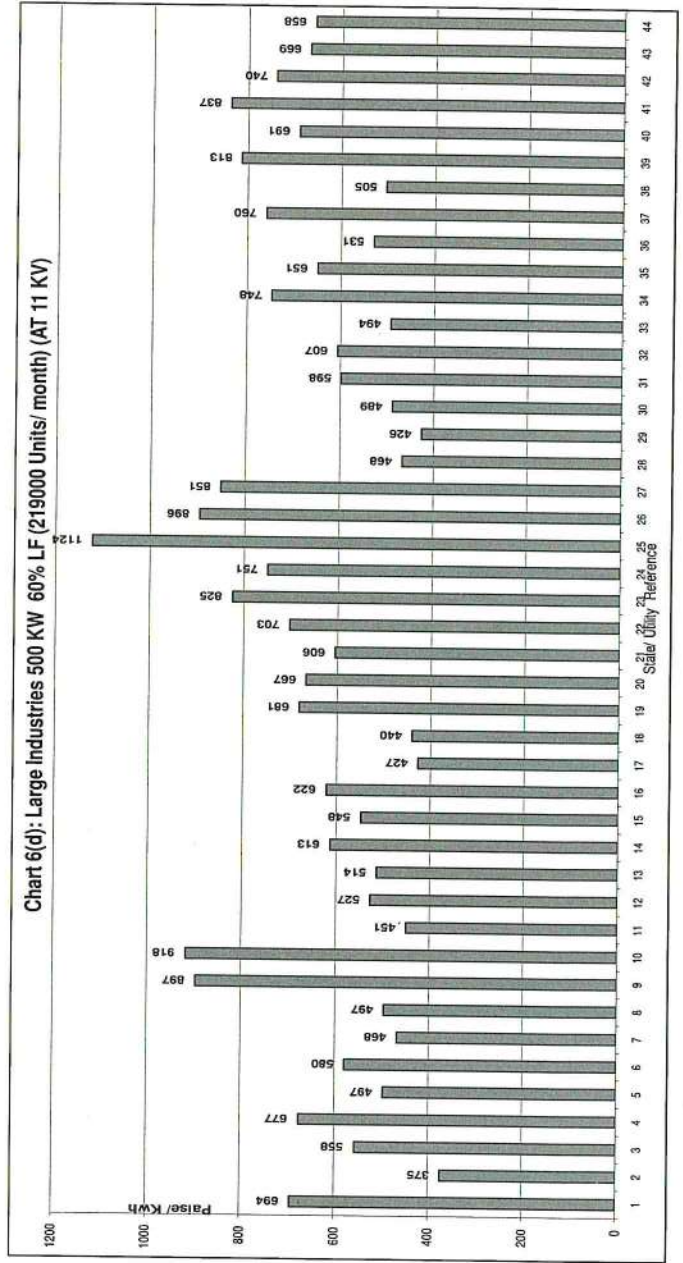


Chart 6(d): Large Industries 500 KW 60% LF (219000 Units/ month) (AT 11 KV)



Electricity Tariff & Duty and Average rates of electricity supply in India

सारणी सं० 6 (इ): बड़े उद्योग 1000 कि०. वा०. 40: भार गुणाक (292000 यूनिट/माह) (11 कि०. व००. पर)
TABLE NO.6(e): LARGE INDUSTRIES 1000 KW 40% LF (292000 Units/Month) (AT 11 KV)

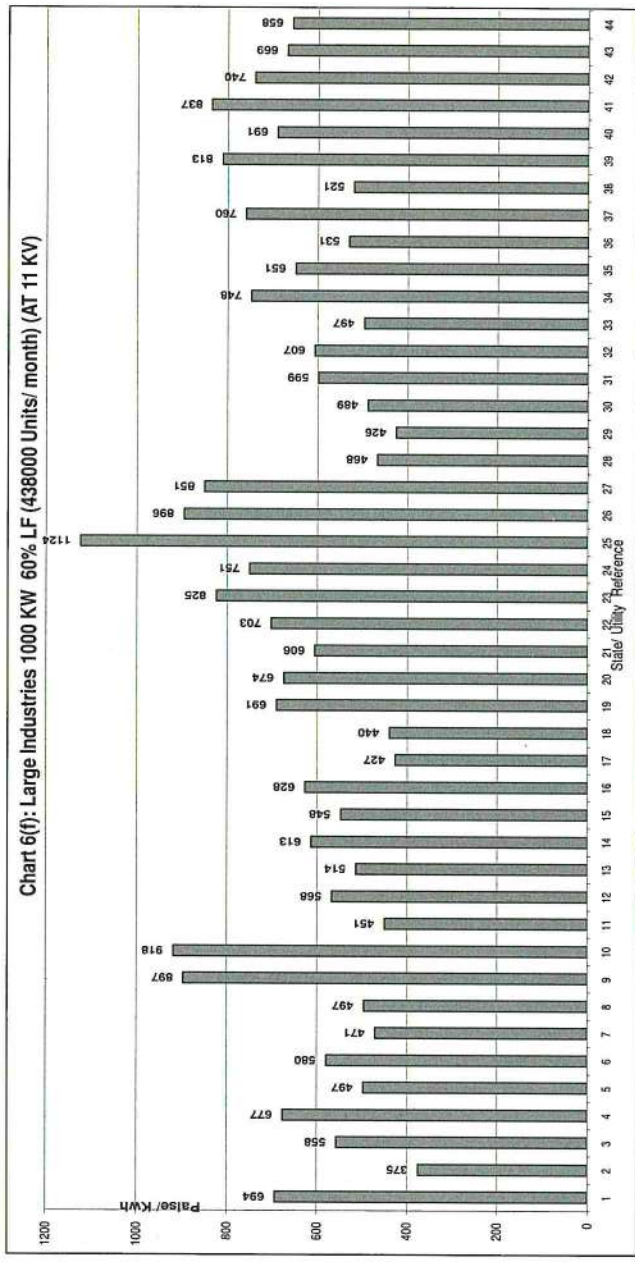
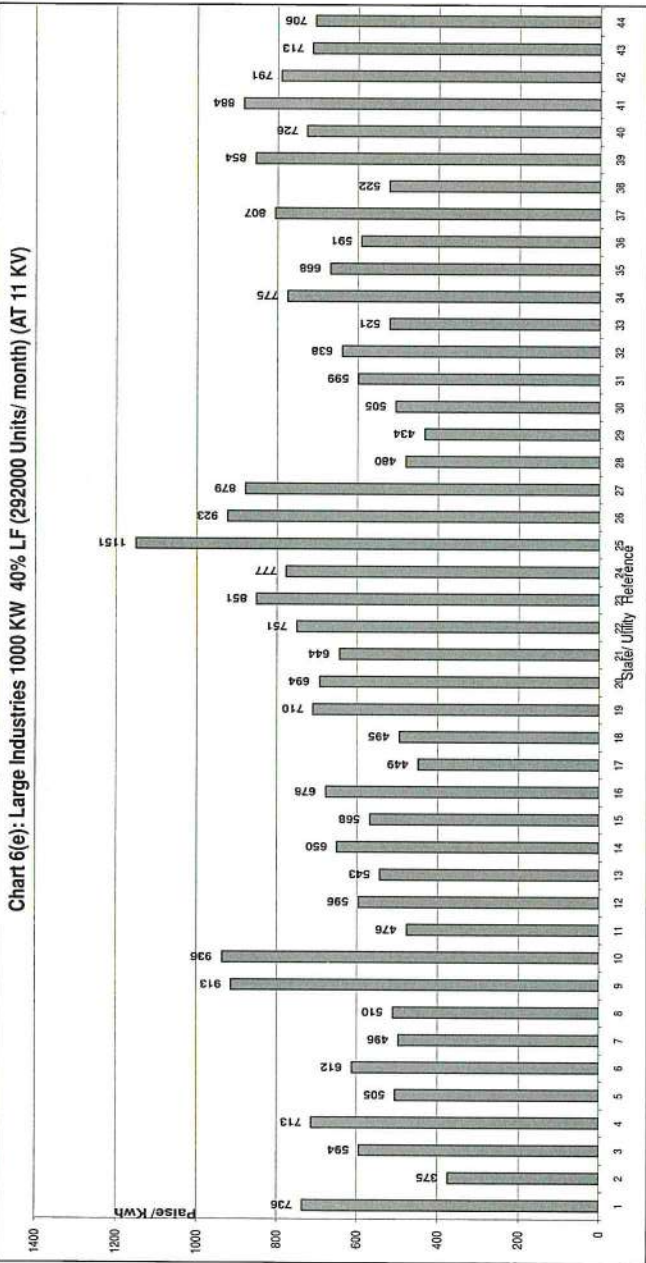
क्रमांक Sr. No.	युटिलिटी का नाम	Name of Utility	Tariff effective from	Av. Rate (P/KWh)	Duty/Tax (P/KWh)	Total (P/KWh)
1	आंध्र प्रदेश	Andhra Pradesh	01.04.2014	730	6	736
2	अरुणाचल प्रदेश	Arunachal Pradesh	01.04.2014	375	0	375
3	आसाम	Assam	01.12.2013	587	7	594
4	बिहार	Bihar	01.04.2014	673	40	713
5	चंडीगढ़	Chandigarh	01.04.2014	494	11	505
6	छत्तीसगढ़	Chhattishgarh	01.07.2014	510	102	612
7	दादरा एवं नागर हवेली	Dadra & Nagar Haveli	01.04.2014	496	0	496
8	दमन एवं दिव	Daman & Diu	01.04.2014	510	0	510
9	दिल्ली-(बी.वाई.पी.एल./बी.आर.पी.एल./एन.डी.पी.एल.-टी.पी.डी.डी.एल.)	Delhi-(BYPL/BRPL/NDPL-TPDDL)	17.07.2014	870	43	913
10	दिल्ली-(एन.डी.एम.सी.)	Delhi-(NDMC)	17.07.2014	892	45	936
11	गोवा	Goa	01.04.2014	406	70	476
12	गुजरात	Gujarat	01.05.2014	518	78	596
13	गुजरात-(टोरेन्ट पावर लि., अहमदाबाद)	Gujarat-(Torrent Power Ltd., Ahmedabad)	01.05.2014	519	71	543
14	गुजरात-(टोरेन्ट पावर लि., सूरत)	Gujarat-(Torrent Power Ltd., Surat)	01.05.2014	565	85	650
15	हरियाणा	Haryana	01.04.2014	553	15	568
16	हिमाचल प्रदेश	Himachal Pradesh	01.08.2014	600	78	678
17	जम्मू व कश्मीर	Jammu & Kashmir	01.07.2014	368	81	449
18	झारखंड	Jharkhand	01.08.2012	490	5	495
19	कर्नाटक	Karnataka	01.05.2014			
		Bruhat Bangalore Mahangara Palike, Municipal Corp.& all Urban		670	40	710
		Areas under Village Panchayats		654	39	694
20	केरल	Kerala	16.08.2014	634	10	644
21	लक्षद्वीप	Lakshadweep	01.04.2014	638	0	638
22	मध्य प्रदेश	Madhya Pradesh	01.06.2014	640	111	751
23	महाराष्ट्र	Maharashtra (Continious Industries)	01.08.2012	773	78	851
		(Non-continious Industries)		705	71	777
24	महाराष्ट्र-मुम्बई-(बी.ई.एस.टी.)	Maharastra - Mumbai-(B.E.S.T)	01.04.2014	1035	116	1151
25	महाराष्ट्र-मुम्बई-(रिलायंस एनर्जी)	Maharastra - Mumbai-(Reliance Energy)	01.04.2014	826	97	923
26	महाराष्ट्र-मुम्बई-(टाटा)	Maharastra - Mumbai-(TATA's)	01.04.2014	878	102	879
27	मणीपुर	Manipur	27.02.2015	478	2	480
28	मिजोरम	Mizoram	01.04.2014	434	0	434
29	मेघालय	Meghalaya	01.04.2013	502	3	505
30	नागालैंड	Nagaland	01.04.2014	599	0	599
31	उड़ीसा	Orissa	01.04.2014	598	40	638
32	पुदुचेरी	Puducherry	01.04.2014	521	0	521
33	पंजाब	Punjab	01.04.2014	686	89	775
34	राजस्थान	Rajasthan	01.02.2015	715	65	668
35	सिक्किम	Sikkim	01.04.2014	591	0	591
36	तमिल नाडू	Tamil Nadu	12.12.2014	768	38	807
37	उत्तराखण्ड	Uttarakhand	01.04.2014	497	25	522
38	उत्तर प्रदेश	Uttar Pradesh (URBAN)	01.04.2014	795	60	854
		(RURAL)		676	51	726
39	पश्चिम बंगाल	West Bengal	01.04.2013	769	115	884
40	पश्चिम बंगाल-कोलकत्ता-(सी.ई.एस.सी.)	West Bengal - (CESC Ltd., Kolkata)	01.04.2013	688	103	791
41	पश्चिम बंगाल-(डी.पी.एस.सी.)	West Bengal - (DPSC Ltd.)	01.04.2013	620	93	713
42	पश्चिम बंगाल-दुर्गापुर परियोजना	West Bengal-Durgapur Projects Ltd.	01.04.2014	614	92	706

सारणी सं० 6 (ब): बड़े उद्योग 1000 कि०. वा०. 60: भार गुणाक (438000 यूनिट/माह) (11 कि०. वो०. पर)

TABLE NO.6(f): LARGE INDUSTRIES 1000 KW 60% LF (438000 Units/Month) (AT 11 KV)

क्रमांक Sr. No.	युटिलिटी का नाम	Name of Utility	Tariff effective from	Av. Rate (P/KWh)	Duty/Tax (P/KWh)	Total (P/KWh)
1	आंध्र प्रदेश	Andhra Pradesh	01.04.2014	688	6	694
2	अरुणाचल प्रदेश	Arunachal Pradesh	01.04.2014	375	0	375
3	आसाम	Assam	01.12.2013	551	7	558
4	बिहार	Bihar	01.04.2014	638	38	677
5	चंडीगढ़	Chandigarh	01.04.2014	486	11	497
6	छत्तीसगढ़	Chhattishgarh	01.07.2014	483	97	580
7	दादरा एवं नागर हवेली	Dadra & Nagar Haveli	01.04.2014	471	0	471
8	दमन एवं दिव	Daman & Diu	01.04.2014	497	0	497
9	दिल्ली-(बी.वाई.पी.एल./बी.आर.पी.एल./एन.डी.पी.एल.-टी.पी.डी.डी.एल.)	Delhi-(BYPL/BRPL/NDPL-TPDDL)	17.07.2014	854	43	897
10	दिल्ली-(एन.डी.एम.सी.)	Delhi-(NDMC)	17.07.2014	875	44	918
11	गोवा	Goa	01.04.2014	381	70	451
12	गुजरात	Gujarat	01.05.2014	494	74	568
13	गुजरात-(टोरेन्ट पावर लि., अहमदाबाद)	Gujarat-(Torrent Power Ltd., Ahmedabad)	01.05.2014	490	67	514
14	गुजरात-(टोरेन्ट पावर लि., सूरत)	Gujarat-(Torrent Power Ltd., Surat)	01.05.2014	533	80	613
15	हरियाणा	Haryana	01.04.2014	533	15	548
16	हिमाचल प्रदेश	Himachal Pradesh	01.08.2014	555	72	628
17	जम्मू व कश्मीर	Jammu & Kashmir	01.07.2014	350	77	427
18	झारखंड	Jharkhand	01.08.2012	435	5	440
19	कर्नाटक	Karnataka	01.05.2014			
		Bruhat Bangalore Mahangara Palike, Municipal Corp.& all Urban		652	39	691
		Areas under Village Panchayats		636	38	674
20	केरल	Kerala	16.08.2014	596	10	606
21	लक्षद्वीप	Lakshadweep	01.04.2014	625	0	625
22	मध्य प्रदेश	Madhya Pradesh	01.06.2014	598	105	703
23	महाराष्ट्र	Maharashtra (Continious Industries)	01.08.2012	749	75	825
		(Non-continious Industries)		681	69	751
24	महाराष्ट्र-मुम्बई-(बी.ई.एस.टी.)	Maharastra - Mumbai-(B.E.S.T)	01.04.2014	1010	114	1124
25	महाराष्ट्र-मुम्बई-(रिलायंस एनर्जी)	Maharastra - Mumbai-(Reliance Energy)	01.04.2014	801	95	896
26	महाराष्ट्र-मुम्बई-(टाटा)	Maharastra - Mumbai-(TATA's)	01.04.2014	853	100	851
27	मणीपुर	Manipur	27.02.2015	465	2	468
28	मिजोरम	Mizoram	01.04.2014	426	0	426
29	मेघालय	Meghalaya	01.04.2013	486	3	489
30	नागालैंड	Nagaland	01.04.2014	599	0	599
31	उड़ीसा	Orissa	01.04.2014	567	40	607
32	पुदुचेरी	Puducherry	01.04.2014	497	0	497
33	पंजाब	Punjab	01.04.2014	662	86	748
34	राजस्थान	Rajasthan	01.02.2015	693	65	651
35	सिक्किम	Sikkim	01.04.2014	531	0	531
36	तमिल नाडू	Tamil Nadu	12.12.2014	724	36	760
37	उत्तराखण्ड	Uttarakhand	01.04.2014	496	25	521
38	उत्तर प्रदेश	Uttar Pradesh (URBAN)	01.04.2014	756	57	813
		(RURAL)		643	48	691
39	पश्चिम बंगाल	West Bengal	01.04.2013	727	109	837
40	पश्चिम बंगाल-कोलकत्ता-(सी.ई.एस.सी.)	West Bengal - (CESC Ltd., Kolkata)	01.04.2013	643	97	740
41	पश्चिम बंगाल-(डी.पी.एस.सी.)	West Bengal - (DPSC Ltd.)	01.04.2013	582	87	669
42	पश्चिम बंगाल-दुर्गापुर परियोजना	West Bengal-Durgapur Projects Ltd.	01.04.2014	572	86	658

- Index of States
- 1 Andhra Pradesh
 - 2 Arunachal Pradesh
 - 3 Assam
 - 4 Bihar
 - 5 Chandigarh
 - 6 Chhattisgarh
 - 7 Dadra & Nagar Haveli
 - 8 Daman & Diu
 - 9 Delhi (BSES/NDPL)
 - 10 Delhi (NDMC)
 - 11 Goa
 - 12 Gujarat
 - 13 Gujarat (Ahmadabad)
 - 14 Gujarat (Surat)
 - 15 Haryana
 - 16 Himachal Pradesh
 - 17 Jammu & Kashmir
 - 18 Jharkhand
 - 19 Karnataka (Bangalore Metro)
 - 20 Karnataka (Other Areas)
 - 21 Kerala
 - 22 M. P.
 - 23 Maharashtra (Continuous)
 - 24 Maharashtra (Non-Continuous)
 - 25 Maharashtra - Mumbai (B.E.S.T.)
 - 26 Maharashtra - Mumbai (Reliance Energy)
 - 27 Maharashtra - Mumbai (TATAs)
 - 28 Manipur
 - 29 Mizoram
 - 30 Meghalaya
 - 31 Nagaland
 - 32 Orissa
 - 33 Pondicherry
 - 34 Punjab
 - 35 Rajasthan
 - 36 Sikkim
 - 37 Tamil Nadu
 - 38 Uttaranchal
 - 39 U. P. (Urban)
 - 40 U. P. (Rural)
 - 41 West Bengal
 - 42 W. B. (Kolkata CESC)
 - 43 West Bengal-DPSC
 - 44 West Bengal (DPL)



Electricity Tariff & Duty and Average rates of electricity supply in India

सारणी सं० 6 (छ): बड़े उद्योग 5000 कि०. वा०. 40: मार गुणाक (1460000 यूनिट/माह) (11 कि०. वो०. पर)

TABLE NO.6(g): LARGE INDUSTRIES 5000 KW 40% LF (1460000 Units/Month) (AT 11 KV)

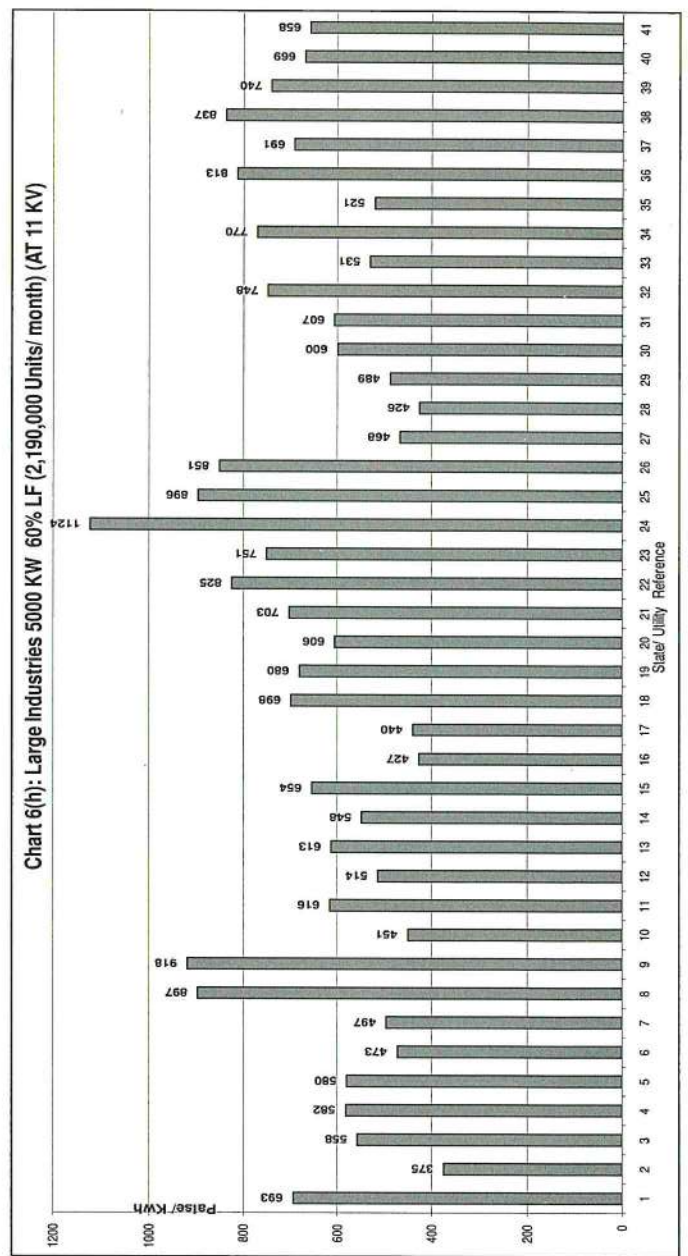
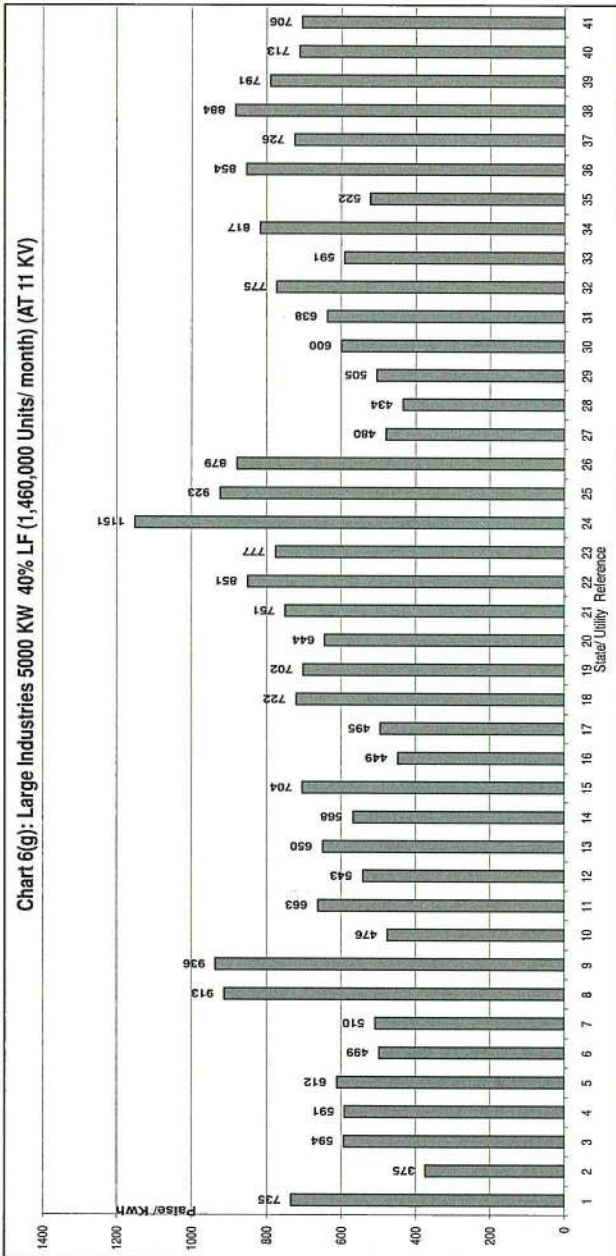
क्रमांक Sr. No.	युटिलिटी का नाम	Name of Utility	Tariff effective from	Av. Rate (P/KWh)	Duty/Tax (P/KWh)	Total (P/KWh)
1	आंध्र प्रदेश	Andhra Pradesh	01.04.2014	729	6	735
2	अरुणाचल प्रदेश	Arunachal Pradesh	01.04.2014	375	0	375
3	आसाम	Assam	01.12.2013	587	7	594
4	चंडीगढ़	Chandigarh	01.04.2014	580	11	591
5	छत्तीसगढ़	Chhattishgarh	01.07.2014	510	102	612
6	दादरा एवं नागर हवेली	Dadra & Nagar Haveli	01.04.2014	499	0	499
7	दमन एवं दिव	Daman & Diu	01.04.2014	510	0	510
8	दिल्ली-(बी.वाई.पी.एल./बी.आर.पी.एल./एन.डी.पी.एल.-टी.पी.डी.डी.एल.)	Delhi-(BYPL/BRPL/NDPL-TPDDL)	17.07.2014	870	43	913
9	दिल्ली-(एन.डी.एम.सी.)	Delhi-(NDMC)	17.07.2014	892	45	936
10	गोवा	Goa	01.04.2014	406	70	476
11	गुजरात	Gujarat	01.05.2014	576	86	663
12	गुजरात-(टोरेन्ट पावर लि., अहमदाबाद)	Gujarat-(Torrent Power Ltd., Ahmedabad)	01.05.2014	538	71	543
13	गुजरात-(टोरेन्ट पावर लि., सूरत)	Gujarat-(Torrent Power Ltd., Surat)	01.05.2014	565	85	650
14	हरियाणा	Haryana	01.04.2014	553	15	568
15	हिमाचल प्रदेश	Himachal Pradesh	01.08.2014	623	81	704
16	जम्मू व कश्मीर	Jammu & Kashmir	01.07.2014	368	81	449
17	झारखंड	Jharkhand	01.08.2012	490	5	495
18	कर्नाटक	Karnataka	01.05.2014			
		Bruhat Bangalore Mahangara Palike, Municipal Corp.& all Urban		681	41	722
		Areas under Village Panchayats		663	40	702
19	केरल	Kerala	16.08.2014	634	10	644
20	लक्षद्वीप	Lakshadweep	01.04.2014	638	0	638
21	मध्य प्रदेश	Madhya Pradesh	01.06.2014	640	111	751
22	महाराष्ट्र	Maharashtra (Continious Industries)	01.08.2012	773	78	851
		(Non-continious Industries)		705	71	777
23	महाराष्ट्र-मुम्बई-(बी.ई.एस.टी.)	Maharastra - Mumbai-(B.E.S.T)	01.04.2014	1035	116	1151
24	महाराष्ट्र-मुम्बई-(रिलायंस एनर्जी)	Maharastra - Mumbai-(Reliance Energy)	01.04.2014	826	97	923
25	महाराष्ट्र-मुम्बई-(टाटा)	Maharastra - Mumbai-(TATA's)	01.04.2014	878	102	879
26	मणीपुर	Manipur	27.02.2015	478	2	480
27	मिजोरम	Mizoram	01.04.2014	434	0	434
28	मेघालय	Meghalaya	01.04.2013	502	3	505
29	नागालैंड	Nagaland	01.04.2014	600	0	600
30	उड़ीसा	Orissa	01.04.2014	598	40	638
31	पंजाब	Punjab	01.04.2014	686	89	775
32	सिक्किम	Sikkim	01.04.2014	591	0	591
33	तमिल नाडू	Tamil Nadu	12.12.2014	778	39	817
34	उत्तराखण्ड	Uttarakhand	01.04.2014	497	25	522
35	उत्तर प्रदेश	Uttar Pradesh (URBAN)	01.04.2014	795	60	854
		(RURAL)		676	51	726
36	पश्चिम बंगाल	West Bengal	01.04.2013	769	115	884
37	पश्चिम बंगाल-कोलकत्ता-(सी.ई.एस.सी.)	West Bengal - (CESC Ltd., Kolkata)	01.04.2013	688	103	791
38	पश्चिम बंगाल-(डी.पी.एस.सी.)	West Bengal - (DPSC Ltd.)	01.04.2013	620	93	713
39	पश्चिम बंगाल-दुर्गापुर परियोजना	West Bengal-Durgapur Projects Ltd.	01.04.2014	614	92	706

Electricity Tariff & Duty and Average rates of electricity supply in India

सारणी संव 6 (ज): बड़े उद्योग 5000 कि०. वा०. 60: भार गुणाक (2190000 यूनिट/माह) (11 कि०. वो०. पर)
TABLE NO.6(h): LARGE INDUSTRIES 5000 KW 60% LF (2190000 Unit/Month) (AT 11 KV)

क्रमांक Sr. No.	युटिलिटी का नाम	Name of Utility	Tariff effective from	Av. Rate (P/KWh)	Duty/Tax (P/KWh)	Total (P/KWh)
1	आंध्र प्रदेश	Andhra Pradesh	01.04.2014	687	6	693
2	अरुणाचल प्रदेश	Arunachal Pradesh	01.04.2014	375	0	375
3	आसाम	Assam	01.12.2013	551	7	558
4	चंडीगढ़	Chandigarh	01.04.2014	571	11	582
5	छत्तीसगढ़	Chhattishgarh	01.07.2014	483	97	580
6	दादरा एवं नागर हवेली	Dadra & Nagar Haveli	01.04.2014	473	0	473
7	दमन एवं दिव	Daman & Diu	01.04.2014	497	0	497
8	दिल्ली-(बी.वाई.पी.एल./बी.आर.पी.एल./एन.डी.पी.एल. -टी.पी.डी.डी.एल.)	Delhi-(BYPL/BRPL/NDPL-TPDDL)	17.07.2014	854	43	897
9	दिल्ली-(एन.डी.एम.सी.)	Delhi-(NDMC)	17.07.2014	875	44	918
10	गोवा	Goa	01.04.2014	381	70	451
11	गुजरात	Gujarat	01.05.2014	536	80	616
12	गुजरात-(टोरेन्ट पावर लि., अहमदाबाद)	Gujarat-(Torrent Power Ltd., Ahmedabad)	01.05.2014	503	67	514
13	गुजरात-(टोरेन्ट पावर लि., सूरत)	Gujarat-(Torrent Power Ltd., Surat)	01.05.2014	533	80	613
14	हरियाणा	Haryana	01.04.2014	533	15	548
15	हिमाचल प्रदेश	Himachal Pradesh	01.08.2014	579	75	654
16	जम्मू व कश्मीर	Jammu & Kashmir	01.07.2014	350	77	427
17	झारखंड	Jharkhand	01.08.2012	435	5	440
18	कर्नाटक	Karnataka	01.05.2014			
		Bruhat Bangalore Mahangara Palike, Municipal Corp.& all Urban		659	40	698
		Areas under Village Panchayats		642	39	680
19	केरल	Kerala	16.08.2014	596	10	606
20	लक्षद्वीप	Lakshadweep	01.04.2014	625	0	625
21	मध्य प्रदेश	Madhya Pradesh	01.06.2014	598	105	703
22	महाराष्ट्र	Maharashtra (Continious Industries)	01.08.2012	749	75	825
		(Non-continious Industries)		681	69	751
23	महाराष्ट्र-मुम्बई-(बी.ई.एस.टी.)	Maharastra - Mumbai-(B.E.S.T)	01.04.2014	1010	114	1124
24	महाराष्ट्र-मुम्बई-(रिलायंस एनर्जी)	Maharastra - Mumbai-(Reliance Energy)	01.04.2014	801	95	896
25	महाराष्ट्र-मुम्बई-(टाटा)	Maharastra - Mumbai-(TATA's)	01.04.2014	853	100	851
26	मणीपुर	Manipur	27.02.2015	465	2	468
27	मिजोरम	Mizoram	01.04.2014	426	0	426
28	मेघालय	Meghalaya	01.04.2013	486	3	489
29	नागालैंड	Nagaland	01.04.2014	600	0	600
30	उड़ीसा	Orissa	01.04.2014	567	40	607
31	पंजाब	Punjab	01.04.2014	662	86	748
32	सिक्किम	Sikkim	01.04.2014	531	0	531
33	तमिल नाडू	Tamil Nadu	12.12.2014	734	37	770
34	उत्तराखण्ड	Uttarakhand	01.04.2014	496	25	521
35	उत्तर प्रदेश	Uttar Pradesh (URBAN)	01.04.2014	756	57	813
		(RURAL)		643	48	691
36	पश्चिम बंगाल	West Bengal	01.04.2013	727	109	837
37	पश्चिम बंगाल-कोलकत्ता-(सी.ई.एस.सी.)	West Bengal - (CESC Ltd., Kolkata)	01.04.2013	643	97	740
38	पश्चिम बंगाल-(डी.पी.एस.सी.)	West Bengal - (DPSC Ltd.)	01.04.2013	582	87	669
39	पश्चिम बंगाल-दुर्गापुर परियोजना	West Bengal-Durgapur Projects Ltd.	01.04.2014	572	86	658

- Index of States
- 1 Andhra Pradesh
 - 2 Arunachal Pradesh
 - 3 Assam
 - 4 Chandigarh
 - 5 Chhattisgarh
 - 6 Dadra&Ngr Haveli
 - 7 Daman & Diu
 - 8 Delhi (BSES/NDPL)
 - 9 Delhi (NDMC)
 - 10 Goa
 - 11 Gujarat
 - 12 Gujarat (Ahmadabad)
 - 13 Gujarat (Surat)
 - 14 Haryana
 - 15 Himachal Pradesh
 - 16 Jammu & Kashmir
 - 17 Jharkhand
 - 18 Karnataka(Bangalore Metro)
 - 19 Karnataka(Other Areas)
 - 20 Kerala
 - 21 M. P.
 - 22 Maharashtra (Continuous)
 - 23 Maharashtra (Non-Continuous)
 - 24 Maharashtra - Mumbai- (B.E.S.T.)
 - 25 Maharashtra - Mumbai- (Reliance Energy)
 - 26 Maharashtra - Mumbai- (TATA's)
 - 27 Manipur
 - 28 Mizoram
 - 29 Meghalaya
 - 30 Nagaland
 - 31 Orissa
 - 32 Punjab
 - 33 Sikkim
 - 34 Tamil Nadu
 - 35 Uttaranchal
 - 36 U. P. (Urban)
 - 37 U. P. (Rural)
 - 38 West Bengal
 - 39 W. B. (Kolkata CESC)
 - 40 West Bengal-DFSC
 - 41 West Bengal (DPL)



Electricity Tariff & Duty and Average rates of electricity supply in India

सारणी सं० 6 (अ): बड़े उद्योग 10000 कि०. वा०. 40: भार गुणाक (2920000 यूनिट/माह) (11 कि०. वो०. पर)
TABLE NO.6(i): LARGE INDUSTRIES 10000 KW 40% LF (2920000 Unit/Month) (AT 11 KV)

क्रमांक Sr. No.	युटिलिटी का नाम	Name of Utility	Tariff effective from	Av. Rate (P/KWh)	Duty/Tax (P/KWh)	Total (P/KWh)
1	आंध्र प्रदेश	Andhra Pradesh	01.04.2014	729	6	735
2	अरुणाचल प्रदेश	Arunachal Pradesh	01.04.2014	375	0	375
3	आसाम	Assam	01.12.2013	587	7	594
4	चंडीगढ़	Chandigarh	01.04.2014	580	11	591
5	छत्तीसगढ़	Chhattishgarh	01.07.2014	510	102	612
6	दादरा एवं नागर हवेली	Dadra & Nagar Haveli	01.04.2014	500	0	500
7	दमन एवं दिव	Daman & Diu	01.04.2014	510	0	510
8	दिल्ली-(बी.वाई.पी.एल./बी.आर.पी.एल./एन.डी.पी.एल.-टी.पी.डी.डी.एल.)	Delhi-(BYPL/BRPL/NDPL-TPDDL)	17.07.2014	870	43	913
9	दिल्ली-(एन.डी.एम.सी.)	Delhi-(NDMC)	17.07.2014	892	45	936
10	गोवा	Goa	01.04.2014	406	70	476
11	गुजरात	Gujarat	01.05.2014	582	87	670
12	गुजरात-(टोरेन्ट पावर लि., अहमदाबाद)	Gujarat-(Torrent Power Ltd., Ahmedabad)	01.05.2014	538	71	543
13	गुजरात-(टोरेन्ट पावर लि., सूरत)	Gujarat-(Torrent Power Ltd., Surat)	01.05.2014	565	85	650
14	हरियाणा	Haryana	01.04.2014	553	15	568
15	हिमाचल प्रदेश	Himachal Pradesh	01.08.2014	623	81	704
16	जम्मू व कश्मीर	Jammu & Kashmir	01.07.2014	368	81	449
17	झारखंड	Jharkhand	01.08.2012	490	5	495
18	कर्नाटक	Karnataka	01.05.2014			
		Bruhat Bangalore Mahangara Palike, Municipal Corp.& all Urban		682	41	723
		Areas under Village Panchayats		664	40	703
19	केरल	Kerala	16.08.2014	634	10	644
20	लक्षद्वीप	Lakshadweep	01.04.2014	638	0	638
21	मध्य प्रदेश	Madhya Pradesh	01.06.2014	640	111	751
22	महाराष्ट्र	Maharashtra (Continious Industries)	01.08.2012	773	78	851
		(Non-continious Industries)		705	71	777
23	महाराष्ट्र-मुम्बई-(बी.ई.एस.टी.)	Maharashtra - Mumbai-(B.E.S.T)	01.04.2014	1035	116	1151
24	महाराष्ट्र-मुम्बई-(रिलायंस एनर्जी)	Maharashtra - Mumbai-(Reliance Energy)	01.04.2014	826	97	923
25	महाराष्ट्र-मुम्बई-(टाटा)	Maharashtra - Mumbai-(TATA's)	01.04.2014	878	102	879
26	मणीपुर	Manipur	27.02.2015	478	2	480
27	मिजोरम	Mizoram	01.04.2014	434	0	434
28	मेघालय	Meghalaya	01.04.2013	502	3	505
29	नागालैंड	Nagaland	01.04.2014	600	0	600
30	उड़ीसा	Orissa	01.04.2014	598	40	638
31	पंजाब	Punjab	01.04.2014	686	89	775
32	सिक्किम	Sikkim	01.04.2014	591	0	591
33	तमिल नाडू	Tamil Nadu	12.12.2014	778	39	817
34	उत्तराखण्ड	Uttarakhand	01.04.2014	497	25	522
35	उत्तर प्रदेश	Uttar Pradesh (URBAN)	01.04.2014	795	60	854
		(RURAL)		676	51	726
36	पश्चिम बंगाल	West Bengal	01.04.2013	769	115	884
37	पश्चिम बंगाल-कोलकत्ता-(सी.ई.एस.सी.)	West Bengal - (CESC Ltd., Kolkata)	01.04.2013	688	103	791
38	पश्चिम बंगाल-(डी.पी.एस.सी.)	West Bengal - (DPSC Ltd.)	01.04.2013	620	93	713
39	पश्चिम बंगाल-दुर्गापुर परियोजना	West Bengal-Durgapur Projects Ltd.	01.04.2014	614	92	706

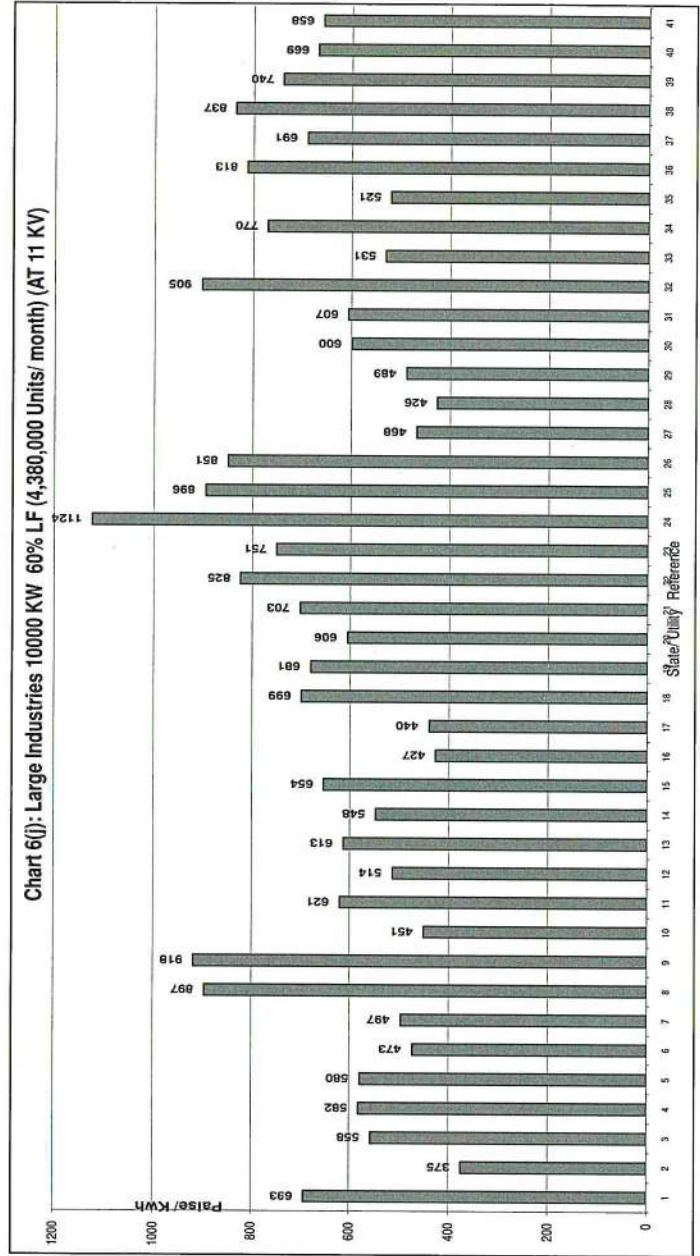
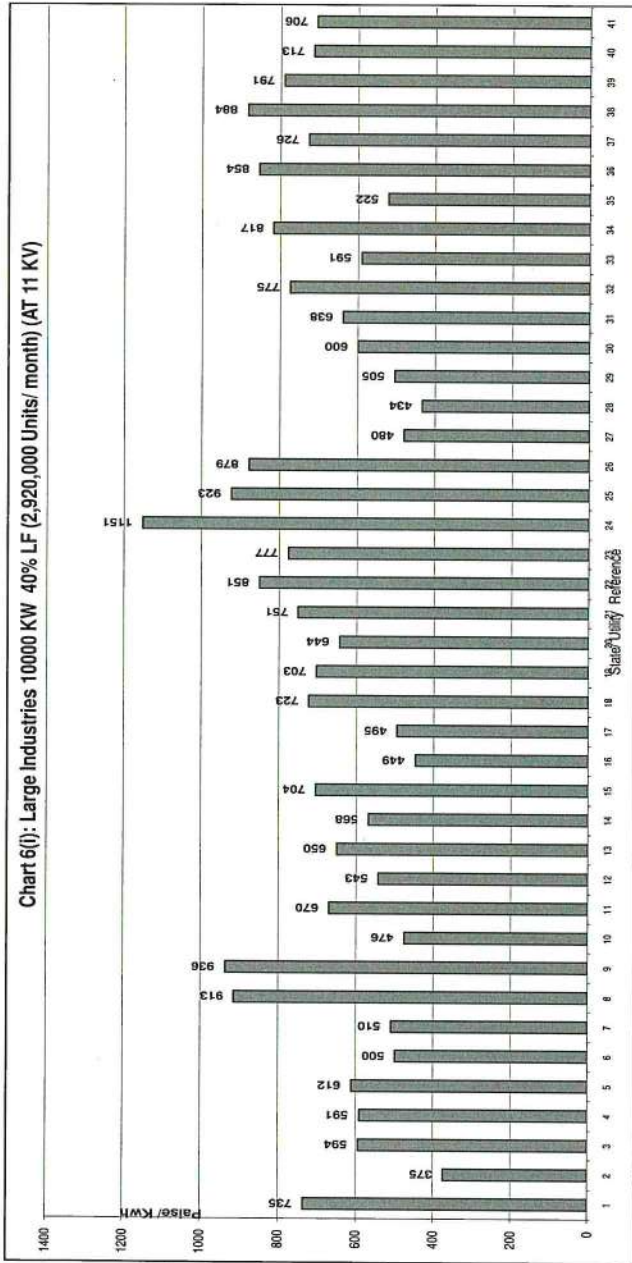
Electricity Tariff & Duty and Average rates of electricity supply in India

सारणी सं० 6 (ण): बड़े उद्योग 10000 कि०. वा०. 60: भार गुणाक (4380000 यूनिट/माह) (11 कि०. वो०. पर)

TABLE NO.6(j): LARGE INDUSTRIES 10000 KW 60% LF (4380000 Unit/Month) (AT 11 KV)

क्रमांक Sr. No.	युटिलिटी का नाम	Name of Utility	Tariff effective from	Av. Rate (P/KWh)	Duty/Tax (P/KWh)	Total (P/KWh)
1	आंध्र प्रदेश	Andhra Pradesh	01.04.2014	687	6	693
2	अरुणाचल प्रदेश	Arunachal Pradesh	01.04.2014	375	0	375
3	आसाम	Assam	01.12.2013	551	7	558
4	चंडीगढ़	Chandigarh	01.04.2014	571	11	582
5	छत्तीसगढ़	Chhattishgarh	01.07.2014	483	97	580
6	दादरा एवं नागर हवेली	Dadra & Nagar Haveli	01.04.2014	473	0	473
7	दमन एवं दिव	Daman & Diu	01.04.2014	497	0	497
8	दिल्ली-(बी.वाई.पी.एल./बी.आर.पी.एल./एन.डी.पी.एल.-टी.पी.डी.डी.एल.)	Delhi-(BYPL/BRPL/NDPL-TPDDL)	17.07.2014	854	43	897
9	दिल्ली-(एन.डी.एम.सी.)	Delhi-(NDMC)	17.07.2014	875	44	918
10	गोवा	Goa	01.04.2014	381	70	451
11	गुजरात	Gujarat	01.05.2014	540	81	621
12	गुजरात-(टोरेन्ट पावर लि., अहमदाबाद)	Gujarat-(Torrent Power Ltd., Ahmedabad)	01.05.2014	503	67	514
13	गुजरात-(टोरेन्ट पावर लि., सूरत)	Gujarat-(Torrent Power Ltd., Surat)	01.05.2014	533	80	613
14	हरियाणा	Haryana	01.04.2014	533	15	548
15	हिमाचल प्रदेश	Himachal Pradesh	01.08.2014	579	75	654
16	जम्मू व कश्मीर	Jammu & Kashmir	01.07.2014	350	77	427
17	झारखंड	Jharkhand	01.08.2012	435	5	440
18	कर्नाटक	Karnataka	01.05.2014			
		Bruhat Bangalore Mahangara Palike, Municipal Corp.& all Urban		660	40	699
		Areas under Village Panchayats		642	39	681
19	केरल	Kerala	16.08.2014	596	10	606
20	लक्षद्वीप	Lakshadweep	01.04.2014	625	0	625
21	मध्य प्रदेश	Madhya Pradesh	01.06.2014	598	105	703
22	महाराष्ट्र	Maharashtra (Continious Industries)	01.08.2012	749	75	825
		(Non-continious Industries)		681	69	751
23	महाराष्ट्र-मुम्बई-(बी.ई.एस.टी.)	Maharastra - Mumbai-(B.E.S.T)	01.04.2014	1010	114	1124
24	महाराष्ट्र-मुम्बई-(रिलायंस एनर्जी)	Maharastra - Mumbai-(Reliance Energy)	01.04.2014	801	95	896
25	महाराष्ट्र-मुम्बई-(टाटा)	Maharastra - Mumbai-(TATA's)	01.04.2014	853	100	851
26	मणीपुर	Manipur	27.02.2015	465	2	468
27	मिजोरम	Mizoram	01.04.2014	426	0	426
28	मेघालय	Meghalaya	01.04.2013	486	3	489
29	नागालैंड	Nagaland	01.04.2014	600	0	600
30	उड़ीसा	Orissa	01.04.2014	567	40	607
31	पंजाब	Punjab	01.04.2014	662	104	905
32	सिक्किम	Sikkim	01.04.2014	531	0	531
33	तमिल नाडू	Tamil Nadu	12.12.2014	734	37	770
34	उत्तराखण्ड	Uttarakhand	01.04.2014	496	25	521
35	उत्तर प्रदेश	Uttar Pradesh (URBAN)	01.04.2014	756	57	813
		(RURAL)		643	48	691
36	पश्चिम बंगाल	West Bengal	01.04.2013	727	109	837
37	पश्चिम बंगाल-कोलकत्ता-(सी.ई.एस.सी.)	West Bengal - (CESC Ltd., Kolkata)	01.04.2013	643	97	740
38	पश्चिम बंगाल-(डी.पी.एस.सी.)	West Bengal - (DPSC Ltd.)	01.04.2013	582	87	669
39	पश्चिम बंगाल-दुर्गापुर परियोजना	West Bengal-Durgapur Projects Ltd.	01.04.2014	572	86	658

- Index of States
- 1 Andhra Pradesh
 - 2 Arunachal Pradesh
 - 3 Assam
 - 4 Chandigarh
 - 5 Chhattisgarh
 - 6 Dadra & Ngr Haveli
 - 7 Daman & Diu
 - 8 Delhi (BSES/NDPL)
 - 9 Delhi (NDMC)
 - 10 Goa
 - 11 Gujarat
 - 12 Gujarat (Ahmedabad)
 - 13 Gujarat (Surat)
 - 14 Haryana
 - 15 Himachal Pradesh
 - 16 Jammu & Kashmir
 - 17 Jharkhand
 - 18 Karnataka (Bangalore Metro)
 - 19 Karnataka (Other Areas)
 - 20 Kerala
 - 21 M. P.
 - 22 Maharashtra (Continuous)
 - 23 Maharashtra (Non-Continuous)
 - 24 Maharashtra - Mumbai (B.E.S.T.)
 - 25 Maharashtra - Mumbai (Reliance Energy)
 - 26 Maharashtra - Mumbai (TATA)
 - 27 Manipur
 - 28 Mizoram
 - 29 Meghalaya
 - 30 Nagaland
 - 31 Orissa
 - 32 Punjab
 - 33 Sikkim
 - 34 Tamil Nadu
 - 35 Uttaranchal
 - 36 U. P. (Urban)
 - 37 U. P. (Rural)
 - 38 West Bengal
 - 39 W. B. (Kolkata CESC)
 - 40 West Bengal-DPSC
 - 41 West Bengal (DPL)



Electricity Tariff & Duty and Average rates of electricity supply in India

सारणी सं० 6 (त): बड़े उद्योग 20000 कि०. वा०. 40: भार गुणाक (5840000 यूनिट/माह) (11 कि०. व००. पर)
TABLE NO.6(k): LARGE INDUSTRIES 20000 KW 40% LF (5840000 Unit/Month) (AT 11 KV)

क्रमांक Sr. No.	युटिलिटी का नाम	Name of Utility	Tariff effective from	Av. Rate (P/KWh)	Duty/Tax (P/KWh)	Total (P/KWh)
1	आंध्र प्रदेश	Andhra Pradesh				
2	अरुणाचल प्रदेश	Arunachal Pradesh	01.04.2014	729	6	735
3	आसाम	Assam	01.04.2014	375	0	375
4	चंडीगढ़	Chandigarh	01.12.2013	587	7	594
5	छत्तीसगढ़	Chhattishgarh	01.04.2014	580	11	591
6	दादरा एवं नागर हवेली	Dadra & Nagar Haveli	01.07.2014	510	102	612
7	दमन एवं दिव	Daman & Diu	01.04.2014	500	0	500
8	दिल्ली-(बी.वाई.पी.एल./बी.आर.पी.एल/एन.डी.पी.एल. -टी.पी.डी.डी.एल.)	Delhi-(BYPL/BRPL/NDPL-TPDDL)	01.04.2014	510	0	510
9	दिल्ली-(एन.डी.एम.सी.)	Delhi-(NDMC)	17.07.2014	870	43	913
10	गोवा	Goa	17.07.2014	892	45	936
11	गुजरात	Gujarat	01.04.2014	406	70	476
12	गुजरात-(टोरेन्ट पावर लि., अहमदाबाद)	Gujarat-(Torrent Power Ltd., Ahmedabad)	01.05.2014	585	88	673
13	गुजरात-(टोरेन्ट पावर लि., सूरत)	Gujarat-(Torrent Power Ltd., Surat)	01.05.2014	538	71	543
14	हरियाणा	Haryana	01.05.2014	565	85	650
15	हिमाचल प्रदेश	Himachal Pradesh	01.04.2014	493	15	508
16	जम्मू व कश्मीर	Jammu & Kashmir	01.08.2014	609	79	688
17	झारखंड	Jharkhand	01.07.2014	368	81	449
18	कर्नाटक	Karnataka	01.08.2012	490	5	495
		Bruhat Bangalore Mahangara Palike, Municipal Corp.& all Urban		683	41	724
		Areas under Village Panchayats				
19	केरल	Kerala		664	40	704
20	लक्षद्वीप	Lakshadweep	16.08.2014	634	10	644
21	मध्य प्रदेश	Madhya Pradesh	01.04.2014	638	0	638
22	महाराष्ट्र	Maharashtra (Continious Industries)	01.06.2014	640	111	751
		(Non-continious Industries)	01.08.2012	773	78	851
23	महाराष्ट्र-मुम्बई-(बी.ई.एस.टी.)	Maharashtra - Mumbai-(B.E.S.T)		705	71	777
24	महाराष्ट्र-मुम्बई-(रिलायंस एनर्जी)	Maharashtra - Mumbai-(Reliance Energy)	01.04.2014	1035	116	1151
25	महाराष्ट्र-मुम्बई-(टाटा)	Maharashtra - Mumbai-(TATA's)	01.04.2014	826	97	923
26	मणीपुर	Manipur	01.04.2014	878	102	879
27	मिजोरम	Mizoram	27.02.2015	478	2	480
28	मेघालय	Meghalaya	01.04.2014	434	0	434
29	नागालैंड	Nagaland	01.04.2013	502	3	505
30	उड़ीसा	Orissa	01.04.2014	600	0	600
31	पंजाब	Punjab	01.04.2014	598	40	638
32	सिक्किम	Sikkim	01.04.2014	686	96	835
33	तमिल नाडू	Tamil Nadu	01.04.2014	591	0	591
34	उत्तराखण्ड	Uttarakhand	12.12.2014	778	39	817
35	उत्तर प्रदेश	Uttar Pradesh (URBAN)	01.04.2014	497	25	522
		(RURAL)	01.04.2014	795	60	854
36	पश्चिम बंगाल	West Bengal		676	51	726
37	पश्चिम बंगाल-कोलकत्ता-(सी.ई.एस.सी.)	West Bengal - (CESC Ltd., Kolkata)	01.04.2013	769	115	884
38	पश्चिम बंगाल-(डी.पी.एस.सी.)	West Bengal - (DPSC Ltd.)	01.04.2013	688	103	791
39	पश्चिम बंगाल-दुर्गापुर परियोजना	West Bengal-Durgapur Projects Ltd.	01.04.2013	620	93	713
			01.04.2014	614	92	706

Electricity Tariff & Duty and Average rates of electricity supply in India

सारणी सं० 6 (थ): बड़े उद्योग 20000 कि० वा०. 60: भार गुणाक (8760000 यूनिट/माह) (11 कि०. व००. पर)

TABLE NO.6(I): LARGE INDUSTRIES 20000 KW 60% LF (8760000 Unit/Month) (AT 11 KV)

क्रमांक Sr. No.	युटिलिटी का नाम	Name of Utility	Tariff effective from	Av. Rate (P/KWh)	Duty/Tax (P/KWh)	Total (P/KWh)
1	आंध्र प्रदेश	Andhra Pradesh	01.04.2014	687	6	693
2	अरुणाचल प्रदेश	Arunachal Pradesh	01.04.2014	375	0	375
3	आसाम	Assam	01.12.2013	551	7	558
4	चंडीगढ़	Chandigarh	01.04.2014	571	11	582
5	छत्तीसगढ़	Chhattishgarh	01.07.2014	483	97	580
6	दादरा एवं नागर हवेली	Dadra & Nagar Haveli	01.04.2014	473	0	473
7	दमन एवं दिव	Daman & Diu	01.04.2014	497	0	497
8	दिल्ली-(बी.वाई.पी.एल./बी.आर.पी.एल./एन.डी.पी.एल.-टी.पी.डी.डी.एल.)	Delhi-(BYPL/BRPL/NDPL-TPDDL)	17.07.2014	854	43	897
9	दिल्ली-(एन.डी.एम.सी.)	Delhi-(NDMC)	17.07.2014	875	44	918
10	गोवा	Goa	01.04.2014	381	70	451
11	गुजरात	Gujarat	01.05.2014	542	81	623
12	गुजरात-(टोरेन्ट पावर लि., अहमदाबाद)	Gujarat-(Torrent Power Ltd., Ahmedabad)	01.05.2014	503	67	514
13	गुजरात-(टोरेन्ट पावर लि., सूरत)	Gujarat-(Torrent Power Ltd., Surat)	01.05.2014	533	80	613
14	हरियाणा	Haryana	01.04.2014	533	15	548
15	हिमाचल प्रदेश	Himachal Pradesh	01.08.2014	565	73	638
16	जम्मू व कश्मीर	Jammu & Kashmir	01.07.2014	350	77	427
17	झारखंड	Jharkhand	01.08.2012	435	5	440
18	कर्नाटक	Karnataka	01.05.2014			
		Bruhat Bangalore Mahangara Paliike, Municipal Corp.& all Urban		660	40	700
		Areas under Village Panchayats		643	39	681
19	केरल	Kerala	16.08.2014	596	10	606
20	लक्षद्वीप	Lakshadweep	01.04.2014	625	0	625
21	मध्य प्रदेश	Madhya Pradesh	01.06.2014	598	105	703
22	महाराष्ट्र	Maharashtra (Continious Industries)	01.08.2012	749	75	825
		(Non-continious Industries)		681	69	751
23	महाराष्ट्र-मुंबई-(बी.ई.एस.टी.)	Maharastra - Mumbai-(B.E.S.T)	01.04.2014	1010	114	1124
24	महाराष्ट्र-मुंबई-(रिलायंस एनर्जी)	Maharastra - Mumbai-(Reliance Energy)	01.04.2014	801	95	896
25	महाराष्ट्र-मुंबई-(टाटा)	Maharastra - Mumbai-(TATA's)	01.04.2014	853	100	851
26	मणीपुर	Manipur	27.02.2015	465	2	468
27	मिजोरम	Mizoram	01.04.2014	426	0	426
28	मेघालय	Meghalaya	01.04.2013	486	3	489
29	नागालैंड	Nagaland	01.04.2014	600	0	600
30	उड़ीसा	Orissa	01.04.2014	567	40	607
31	पंजाब	Punjab	01.04.2014	662	86	748
32	सिक्किम	Sikkim	01.04.2014	531	0	531
33	तमिल नाडू	Tamil Nadu	12.12.2014	734	37	770
34	उत्तराखण्ड	Uttarakhand	01.04.2014	496	25	521
35	उत्तर प्रदेश	Uttar Pradesh (URBAN)	01.04.2014	756	57	813
		(RURAL)		643	48	691
36	पश्चिम बंगाल	West Bengal	01.04.2013	727	109	837
37	पश्चिम बंगाल-कोलकत्ता-(सी.ई.एस.सी.)	West Bengal - (CESC Ltd., Kolkata)	01.04.2013	643	97	740
38	पश्चिम बंगाल-(डी.पी.एस.सी.)	West Bengal - (DPSC Ltd.)	01.04.2013	582	87	669
39	पश्चिम बंगाल-दुर्गापुर परियोजना	West Bengal-Durgapur Projects Ltd.	01.04.2014	572	86	658

Chart 6(k): Large Industries 20000 KW 40% LF (5,840,000 Units/ month) (AT 11 KV)

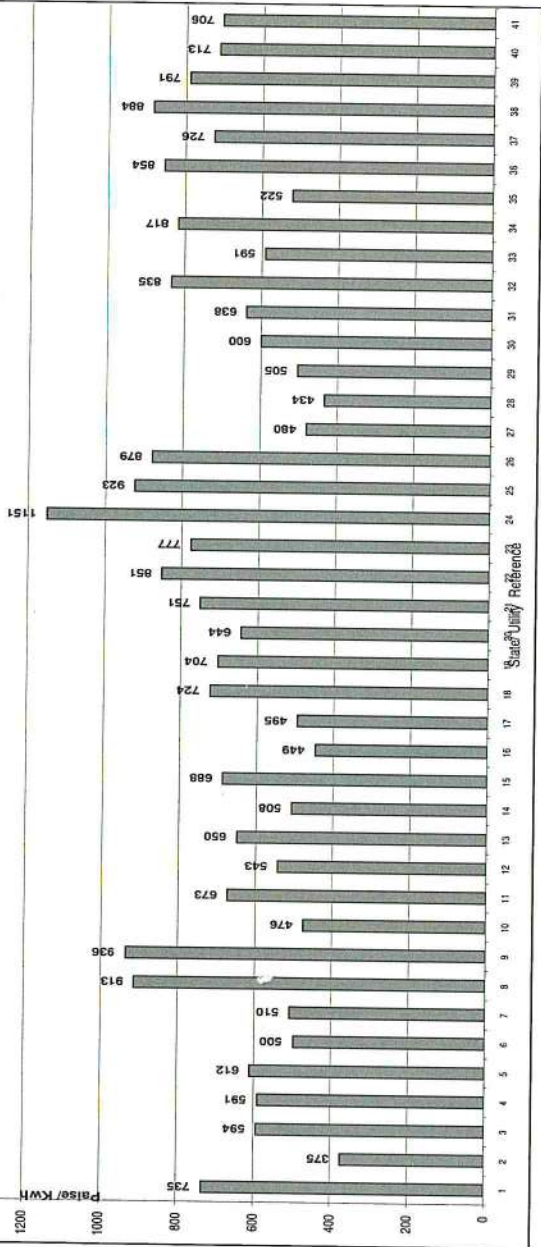
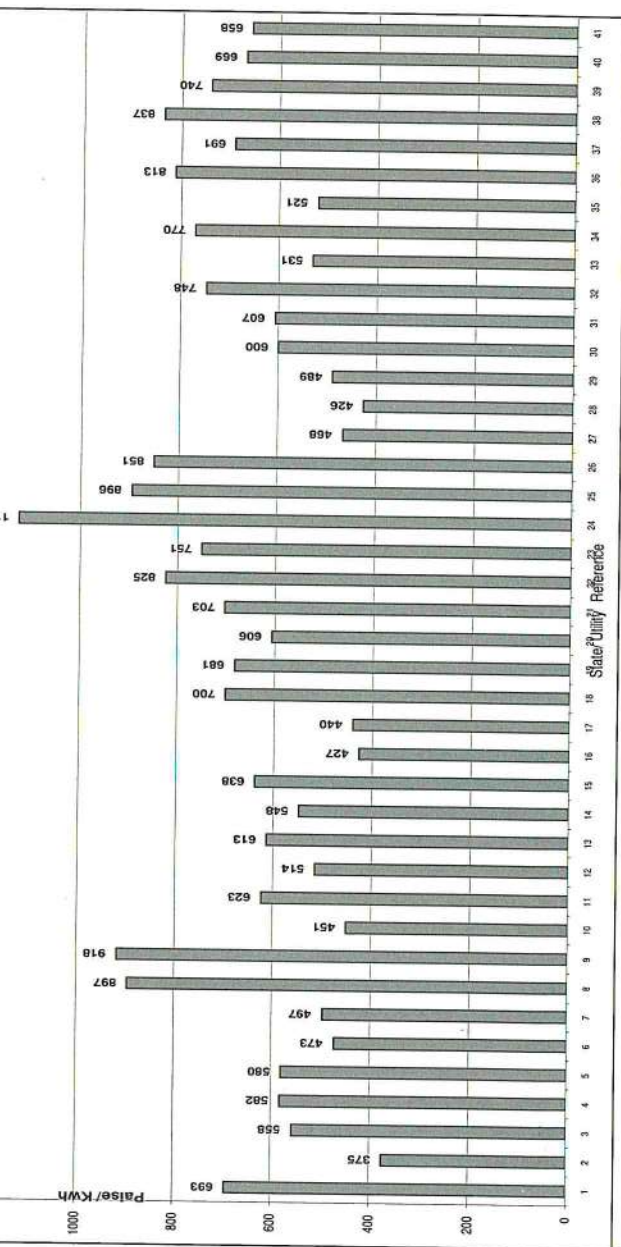


Chart 6(l): Large Industries 20000 KW 60% LF (8,760,000 Units/ month) (AT 11 KV)



Index of States

- 1 Andhra Pradesh
- 2 Arunachal Pradesh
- 3 Assam
- 4 Chandigarh
- 5 Chhattisgarh
- 6 Dadri&Ngr Haveli
- 7 Daman & Diu
- 8 Delhi (BSES/NDPL)
- 9 Delhi (NDMC)
- 10 Goa
- 11 Gujarat
- 12 Gujarat (Ahmedabad)
- 13 Gujarat (Surat)
- 14 Haryana
- 15 Himachal Pradesh
- 16 Jammu & Kashmir
- 17 Jharkhand
- 18 Karnataka(Bangalore Metro)
- 19 Karnataka(Other Areas)
- 20 Kerala
- 21 M. P.
- 22 Maharashtra (Continuous)
- 23 Maharashtra (Non-Continuous)
- 24 Maharashtra - Mumbai (B.E.S.T)
- 25 Maharashtra - Mumbai- (Reliance Energy)
- 26 Maharashtra - Mumbai- (TATA's)
- 27 Manipur
- 28 Mizoram
- 29 Meghalaya
- 30 Nagaland
- 31 Orissa
- 32 Punjab
- 33 Sikkim
- 34 Tamil Nadu
- 35 Uttaranchal
- 36 U. P. (Urban)
- 37 U. P. (Rural)
- 38 West Bengal
- 39 W. B. (Kolkata CESC)
- 40 West Bengal-DPSC
- 41 West Bengal (DPL)

Electricity Tariff & Duty and Average rates of electricity supply in India

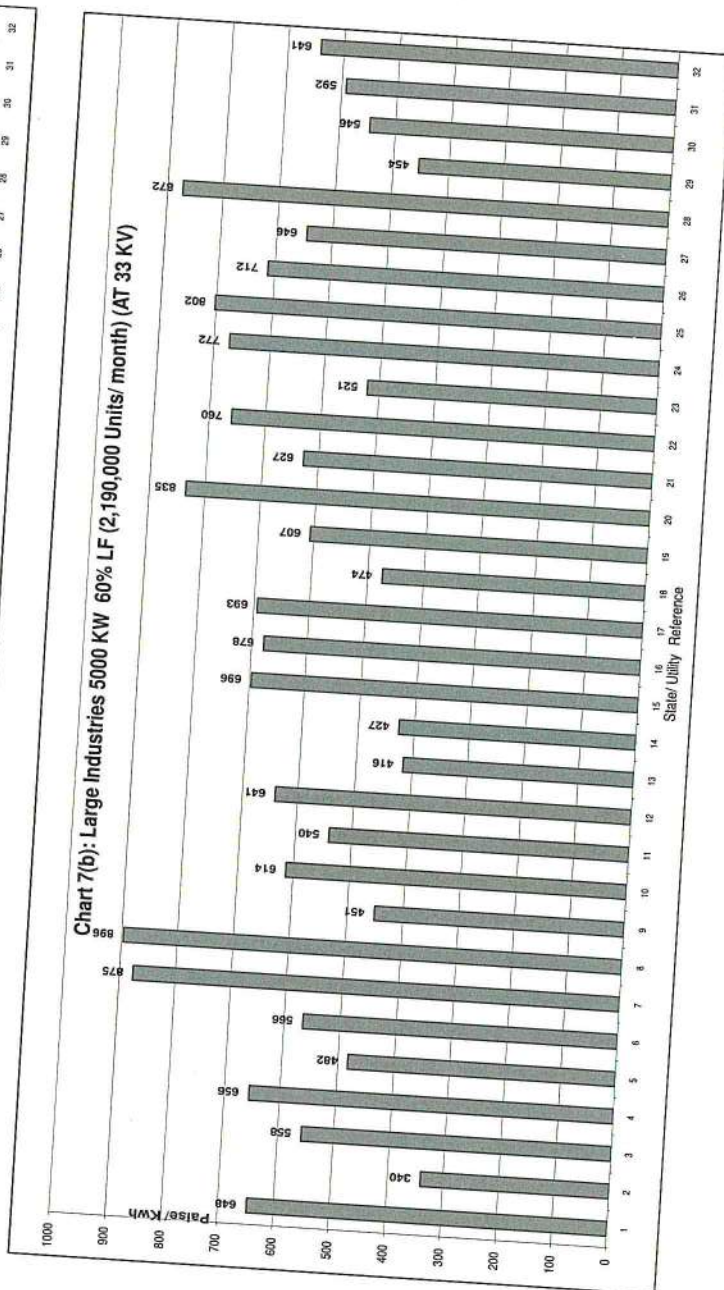
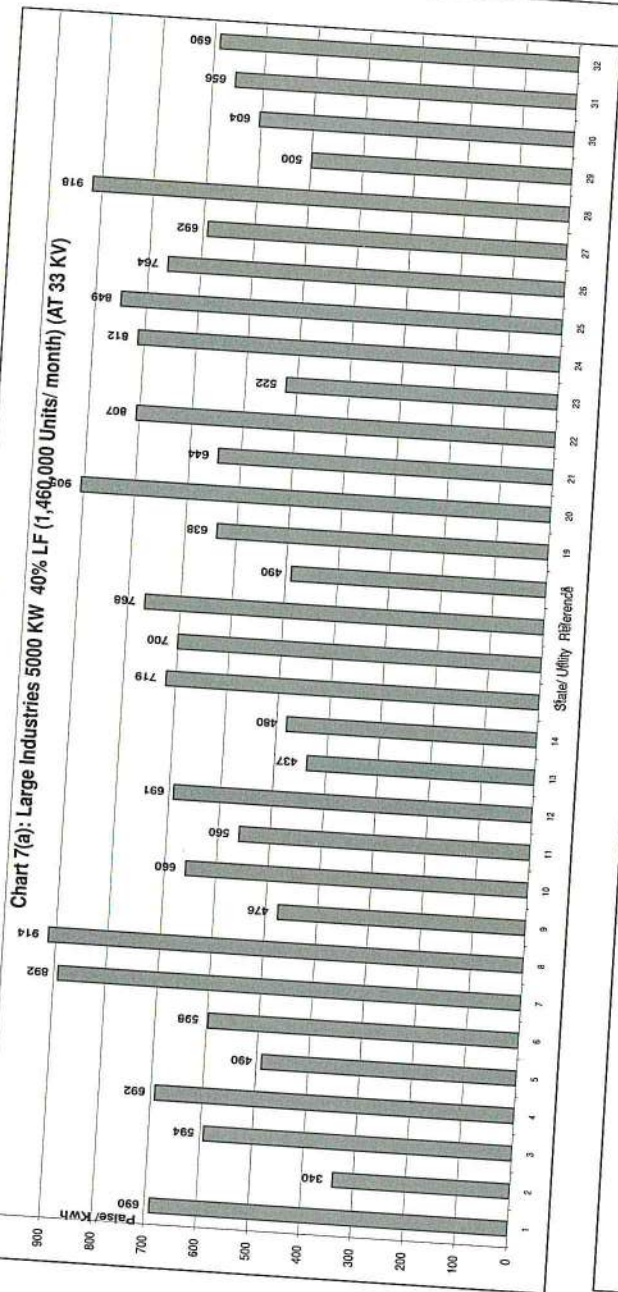
सारणी सं० 7 (क): बड़े उद्योग 5000 कि०. वा०. 40: भार गुणाक (1460000 यूनिट/माह) (33 कि०. वो०. पर)
TABLE NO.7(a): LARGE INDUSTRIES 5000 KW 40% LF (1460000 Unit/Month) (AT 33 KV)

क्रमांक Sr. No.	युटिलिटी का नाम	Name of Utility	Tariff effective from	Av. Rate (P/KWh)	Duty/Tax (P/KWh)	Total (P/KWh)
1	आंध्र प्रदेश	Andhra Pradesh	01.04.2014	684	6	690
2	अरुणाचल प्रदेश	Arunachal Pradesh	01.04.2014	340	0	340
3	आसाम	Assam	01.12.2013	587	7	594
4	बिहार	Bihar	01.04.2014	653	39	692
5	चंडीगढ़	Chandigarh	01.04.2014	479	11	490
6	छत्तीसगढ़	Chhattishgarh	01.07.2014	498	100	598
7	दिल्ली—(बी.वाई.पी.एल./बी.आर.पी.एल./एन.डी.पी.एल.—टी.पी.डी.डी.एल.)	Delhi-(BYPL/BRPL/NDPL-TPDDL)	17.07.2014	849	42	892
8	दिल्ली—(एन.डी.एम.सी.)	Delhi-(NDMC)	17.07.2014	871	44	914
9	गोवा	Goa	01.04.2014	406	70	476
10	गुजरात	Gujarat	01.05.2014	574	86	660
11	हरियाणा	Haryana	01.04.2014	545	15	560
12	हिमाचल प्रदेश	Himachal Pradesh	01.08.2014	612	79	691
13	जम्मू व कश्मीर	Jammu & Kashmir	01.07.2014	358	79	437
14	झारखंड	Jharkhand	01.08.2012	475	5	480
15	कर्नाटक	Karnataka	01.05.2014			
		Bruhat Bangalore Mahangara Palike, Municipal Corp.& all Urban		679	41	719
		Areas under Village Panchayats		661	40	700
16	मध्य प्रदेश	Madhya Pradesh	01.06.2014	655	113	768
17	मेघालय	Meghalaya	01.04.2013	487	3	490
18	उड़ीसा	Orissa	01.04.2014	598	40	638
19	पुदुचेरी	Puducherry	01.05.2014	526	0	526
20	पंजाब	Punjab	01.04.2014	801	104	905
21	राजस्थान	Rajasthan	01.02.2015	686	65	644
22	तमिल नाडु	Tamil Nadu	12.12.2014	768	38	807
23	उत्तराखण्ड	Uttarakhand	01.04.2014	497	25	522
24	उत्तर प्रदेश	Uttar Pradesh	01.04.2014	756	57	812
25	पश्चिम बंगाल	West Bengal	01.04.2013	739	111	849
26	पश्चिम बंगाल—कोलकता—(सी.ई.एस.सी.)	West Bengal - (CESC Ltd., Kolkata)	01.04.2013	665	100	764
27	पश्चिम बंगाल—(डी.पी.एस.सी.)	West Bengal - (DPSC Ltd.)	01.04.2013			
		(06.00 hrs to 17.00 hrs)		601	90	692
		(17.00 hrs to 23.00 hrs)		798	120	918
		(23.00 hrs to 06.00 hrs)		434	65	500
28	पश्चिम बंगाल—डी.वी.सी.व.	West Bengal-D.V.C. (Bihar Area)	01.09.2014	570	34	604
		(West Bengal Area)		570	86	656
29	पश्चिम बंगाल—दुर्गापुर परियोजना	West Bengal-Durgapur Projects Ltd.	01.04.2014	600	90	690

सारणी सं० 7 (ख): बड़े उद्योग 5000 कि०. वा०. 60: भार गुणाक (2190000 यूनिट/माह) (33 कि०. वो०. पर)
TABLE NO.7(b): LARGE INDUSTRIES 5000 KW 60% LF (2190000 Unit/Month) (AT 33 KV)

क्रमांक Sr. No.	युटिलिटी का नाम	Name of Utility	Tariff effective from	Av. Rate (P/KWh)	Duty/Tax (P/KWh)	Total (P/KWh)
1	आंध्र प्रदेश	Andhra Pradesh	01.04.2014	642	6	648
2	अरुणाचल प्रदेश	Arunachal Pradesh	01.04.2014	340	0	340
3	आसाम	Assam	01.12.2013	551	7	558
4	बिहार	Bihar	01.04.2014	618	37	656
5	चंडीगढ़	Chandigarh	01.04.2014	471	11	482
6	छत्तीसगढ़	Chhattishgarh	01.07.2014	472	94	566
7	दिल्ली—(बी.वाई.पी.एल./बी.आर.पी.एल./एन.डी.पी.एल.—टी.पी.डी.डी.एल.)	Delhi-(BYPL/BRPL/NDPL-TPDDL)	17.07.2014	833	42	875
8	दिल्ली—(एन.डी.एम.सी.)	Delhi-(NDMC)	17.07.2014	854	43	896
9	गोवा	Goa	01.04.2014	381	70	451
10	गुजरात	Gujarat	01.05.2014	534	80	614
11	हरियाणा	Haryana	01.04.2014	525	15	540
12	हिमाचल प्रदेश	Himachal Pradesh	01.08.2014	567	74	641
13	जम्मू व कश्मीर	Jammu & Kashmir	01.07.2014	341	75	416
14	झारखंड	Jharkhand	01.08.2012	422	5	427
15	कर्नाटक	Karnataka	01.05.2014			
		Bruhat Bangalore Mahangara Palike, Municipal Corp.& all Urban		657	39	696
		Areas under Village Panchayats		640	38	678
16	मध्य प्रदेश	Madhya Pradesh	01.06.2014	590	103	693
17	मेघालय	Meghalaya	01.04.2013	471	3	474
18	उड़ीसा	Orissa	01.04.2014	567	40	607
19	पुदुचेरी	Puducherry	01.05.2014	501	0	501
20	पंजाब	Punjab	01.04.2014	739	96	835
21	राजस्थान	Rajasthan	01.02.2015	665	65	627
22	तमिल नाडु	Tamil Nadu	12.12.2014	724	36	760
23	उत्तराखण्ड	Uttarakhand	01.04.2014	496	25	521
24	उत्तर प्रदेश	Uttar Pradesh	01.04.2014	718	54	772
25	पश्चिम बंगाल	West Bengal	01.04.2013	697	105	802
26	पश्चिम बंगाल—कोलकता—(सी.ई.एस.सी.)	West Bengal - (CESC Ltd., Kolkata)	01.04.2013	619	93	712
27	पश्चिम बंगाल—(डी.पी.एस.सी.)	West Bengal - (DPSC Ltd.)	01.04.2013			
		(06.00 hrs to 17.00 hrs)		562	84	646
		(17.00 hrs to 23.00 hrs)		759	114	872
		(23.00 hrs to 06.00 hrs)		395	59	454
28	पश्चिम बंगाल—डी.वी.सी.व.	West Bengal-D.V.C. (Bihar Area)	01.09.2014	515	31	546
		(West Bengal Area)		515	77	592
29	पश्चिम बंगाल—दुर्गापुर परियोजना	West Bengal-Durgapur Projects Ltd.	01.04.2014	557	84	641

- Index of States
- 1 Andhra Pradesh
 - 2 Arunachal Pradesh
 - 3 Assam
 - 4 Bihar
 - 5 Chandigarh
 - 6 Chattisgarh
 - 7 Delhi (BSES/NDPL)
 - 8 Delhi (NDMC)
 - 9 Goa
 - 10 Gujarat
 - 11 Haryana
 - 12 Himachal Pradesh
 - 13 Jammu & Kashmir
 - 14 Jharkhand
 - 15 Karnataka (Bangalore Metro)
 - 16 Karnataka (Other Areas)
 - 17 M. P.
 - 18 Meghalaya
 - 19 Orissa
 - 20 Punjab
 - 21 Rajasthan
 - 22 Tamil Nadu
 - 23 Uttaranchal
 - 24 U. P.
 - 25 West Bengal
 - 26 W. B. (Kolkata CESC)
 - 27 West Bengal (DPSC) (06.00 - 17.00 hrs)
 - 28 West Bengal (DPSC) (17.00 - 23.00 hrs)
 - 29 West Bengal (DPSC) (23.00 - 06.00 hrs)
 - 30 West Bengal-D.V.C. (Bihar Area)
 - 31 West Bengal-D.V.C. (W.B. Area)
 - 32 West Bengal (DPL)



Electricity Tariff & Duty and Average rates of electricity supply in India

सारणी सं० 7 (ग): बड़े उद्योग 10000 कि० वा०. 40: मार गुणाक (2920000 यूनिट/माह) (33 कि०. वो०. पर)
TABLE NO.7(c): LARGE INDUSTRIES 10000 KW 40% LF (2920000 Unit/Month) (AT 33 KV)

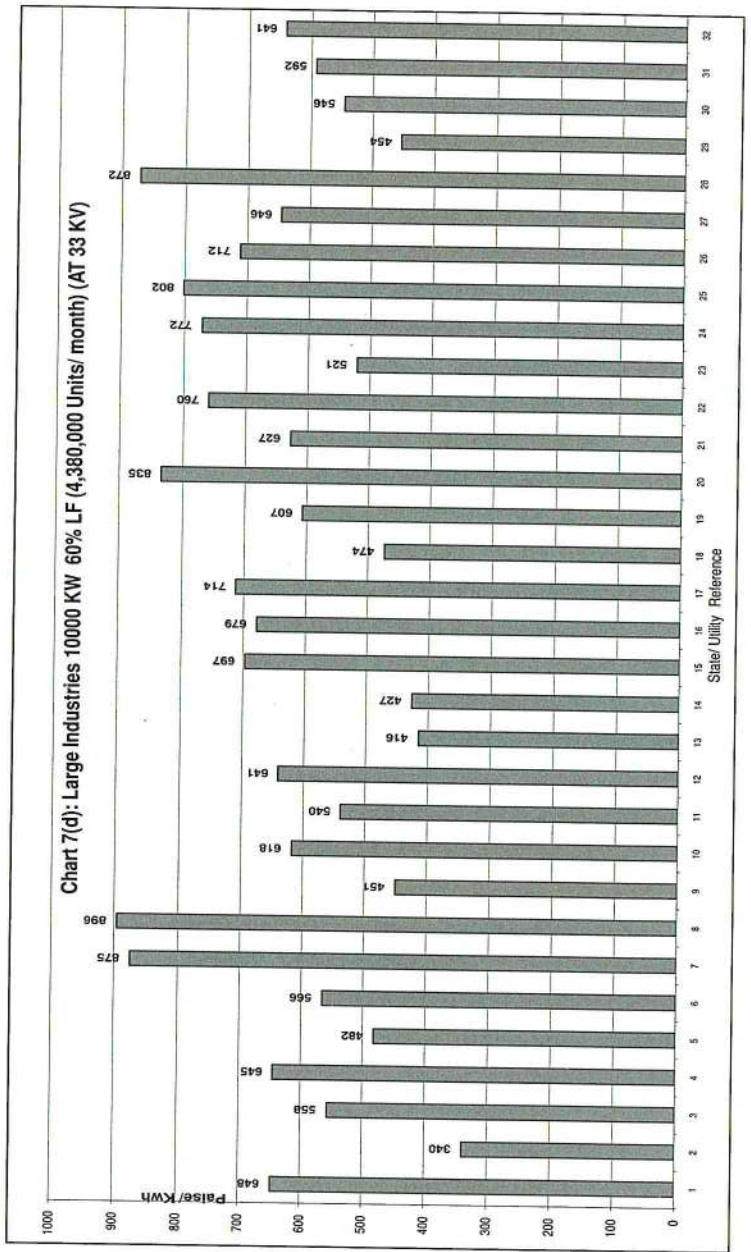
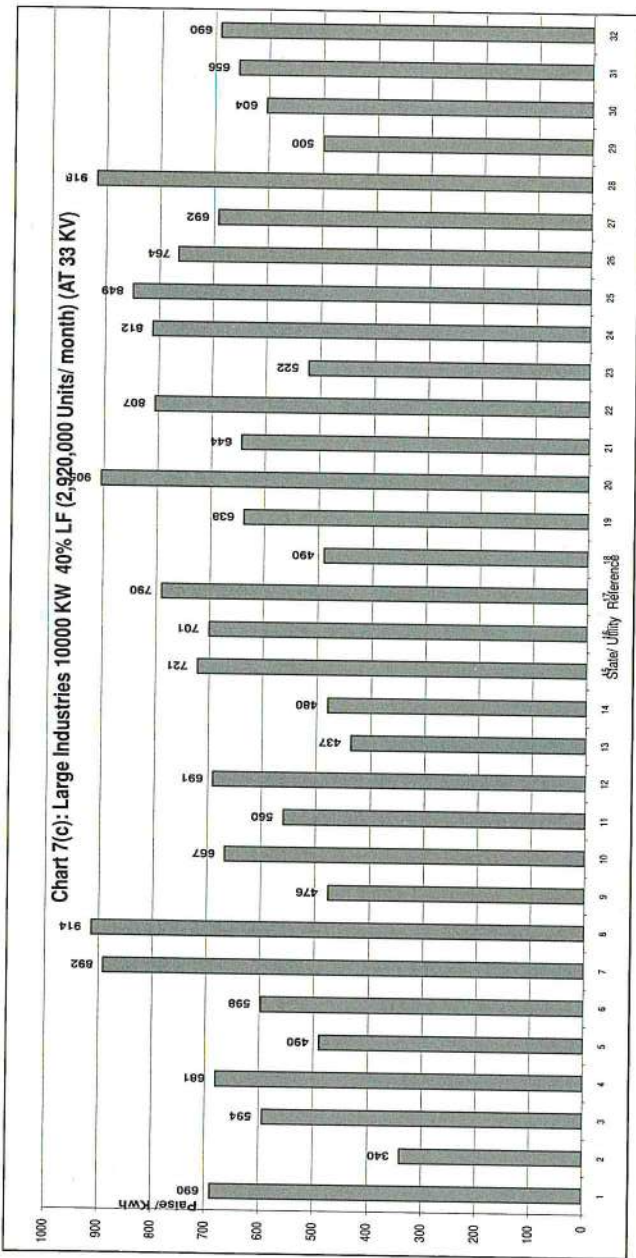
क्रमांक Sr. No.	युटिलिटी का नाम	Name of Utility	Tariff effective from	Av. Rate (P/KWh)	Duty/Tax (P/KWh)	Total (P/KWh)
1	आंध्र प्रदेश	Andhra Pradesh	01.04.2014	684	6	690
2	अरुणाचल प्रदेश	Arunachal Pradesh	01.04.2014	340	0	340
3	आसाम	Assam	01.12.2013	587	7	594
4	बिहार	Bihar (AT 132 KV)	01.04.2014	643	39	681
5	चंडीगढ़	Chandigarh	01.04.2014	479	11	490
6	छत्तीसगढ़	Chhattishgarh	01.07.2014	498	100	598
7	दिल्ली-(बी.वाई.पी.एल./बी.आर.पी.एल./एन.डी.पी.एल.-टी.पी.डी.डी.एल.)	Delhi-(BYPL/BRPL/NDPL-TPDDL)	17.07.2014	849	42	892
8	दिल्ली-(एन.डी.एम.सी.)	Delhi-(NDMC)	17.07.2014	871	44	914
9	गोवा	Goa	01.04.2014	406	70	476
10	गुजरात	Gujarat	01.05.2014	580	87	667
11	हरियाणा	Haryana	01.04.2014	545	15	560
12	हिमाचल प्रदेश	Himachal Pradesh	01.08.2014	612	79	691
13	जम्मू व कश्मीर	Jammu & Kashmir	01.07.2014	358	79	437
14	झारखंड	Jharkhand	01.08.2012	475	5	480
15	कर्नाटक	Karnataka	01.05.2014	680	41	721
		Bruhat Bangalore Mahangara Palike, Municipal Corp. & all Urban Areas under Village Panchayats		662	40	701
		Madhya Pradesh	01.06.2014	674	116	790
16	मध्य प्रदेश	Madhya Pradesh	01.04.2013	487	3	490
17	मेघालय	Meghalaya	01.04.2014	598	40	638
18	उड़ीसा	Orissa	01.05.2014	526	0	526
19	पुदुचेरी	Puducherry	01.04.2014	801	104	905
20	पंजाब	Punjab	01.02.2015	686	65	751
21	राजस्थान	Rajasthan	12.12.2014	768	38	807
22	तमिल नाडु	Tamil Nadu	01.04.2014	497	25	522
23	उत्तराखण्ड	Uttarakhand	01.04.2014	756	57	813
24	उत्तर प्रदेश	Uttar Pradesh	01.04.2013	739	111	850
25	पश्चिम बंगाल	West Bengal	01.04.2013	665	100	765
26	पश्चिम बंगाल-कोलकाता-(सी.ई.एस.सी.)	West Bengal - (CESC Ltd., Kolkata)	01.04.2013	601	90	692
27	पश्चिम बंगाल-(डी.पी.एस.सी.)	West Bengal - (DPSC Ltd.)	01.04.2013	798	120	918
		(06.00 hrs to 17.00 hrs)		434	65	500
		(17.00 hrs to 23.00 hrs)		570	34	604
		(23.00 hrs to 06.00 hrs)	01.09.2014	570	86	656
28	पश्चिम बंगाल-डी.वी.व.सी.व.	West Bengal-D.V.C. (Bihar Area) (West Bengal Area)	01.04.2014	600	90	690
29	पश्चिम बंगाल-दुर्गापुर परियोजना	West Bengal-Durgapur Projects Ltd.				

सारणी सं० 7 (घ): बड़े उद्योग 10000 कि० वा०. 60: मार गुणाक (4380000 यूनिट/माह) (33 कि०. वो०. पर)
TABLE NO.7(d): LARGE INDUSTRIES 10000 KW 60% LF (4380000 Unit/Month) (AT 33 KV)

क्रमांक Sr. No.	युटिलिटी का नाम	Name of Utility	Tariff effective from	Av. Rate (P/KWh)	Duty/Tax (P/KWh)	Total (P/KWh)
1	आंध्र प्रदेश	Andhra Pradesh	01.04.2014	642	6	648
2	अरुणाचल प्रदेश	Arunachal Pradesh	01.04.2014	340	0	340
3	आसाम	Assam	01.12.2013	551	7	558
4	बिहार	Bihar (AT 132 KV)	01.04.2014	608	37	645
5	चंडीगढ़	Chandigarh	01.04.2014	471	11	482
6	छत्तीसगढ़	Chhattishgarh	01.07.2014	472	94	566
7	दिल्ली-(बी.वाई.पी.एल./बी.आर.पी.एल./एन.डी.पी.एल.-टी.पी.डी.डी.एल.)	Delhi-(BYPL/BRPL/NDPL-TPDDL)	17.07.2014	833	42	875
8	दिल्ली-(एन.डी.एम.सी.)	Delhi-(NDMC)	17.07.2014	854	43	896
9	गोवा	Goa	01.04.2014	381	70	451
10	गुजरात	Gujarat	01.05.2014	538	81	618
11	हरियाणा	Haryana	01.04.2014	525	15	540
12	हिमाचल प्रदेश	Himachal Pradesh	01.08.2014	567	74	641
13	जम्मू व कश्मीर	Jammu & Kashmir	01.07.2014	341	75	416
14	झारखंड	Jharkhand	01.08.2012	422	5	427
15	कर्नाटक	Karnataka	01.05.2014	658	39	697
		Bruhat Bangalore Mahangara Palike, Municipal Corp. & all Urban Areas under Village Panchayats		640	38	679
		Madhya Pradesh	01.06.2014	607	106	714
16	मध्य प्रदेश	Madhya Pradesh	01.04.2013	471	3	474
17	मेघालय	Meghalaya	01.04.2014	567	40	607
18	उड़ीसा	Orissa	01.05.2014	501	0	501
19	पुदुचेरी	Puducherry	01.04.2014	739	96	835
20	पंजाब	Punjab	01.02.2015	665	65	730
21	राजस्थान	Rajasthan	12.12.2014	724	36	760
22	तमिल नाडु	Tamil Nadu	01.04.2014	496	25	521
23	उत्तराखण्ड	Uttarakhand	01.04.2014	718	54	772
24	उत्तर प्रदेश	Uttar Pradesh	01.04.2013	697	105	802
25	पश्चिम बंगाल	West Bengal	01.04.2013	619	93	712
26	पश्चिम बंगाल-कोलकाता-(सी.ई.एस.सी.)	West Bengal - (CESC Ltd., Kolkata)	01.04.2013	562	84	646
27	पश्चिम बंगाल-(डी.पी.एस.सी.)	West Bengal - (DPSC Ltd.)	01.04.2013	759	114	872
		(06.00 hrs to 17.00 hrs)		395	59	454
		(17.00 hrs to 23.00 hrs)		515	31	546
		(23.00 hrs to 06.00 hrs)	01.09.2014	515	77	592
28	पश्चिम बंगाल-डी.वी.व.सी.व.	West Bengal-D.V.C. (Bihar Area) (West Bengal Area)	01.04.2014	557	84	641
29	पश्चिम बंगाल-दुर्गापुर परियोजना	West Bengal-Durgapur Projects Ltd.				

Index of States

- 1 Andhra Pradesh
- 2 Arunachal Pradesh
- 3 Assam
- 4 Bihar
- 5 Chandigarh
- 6 Chhattisgarh
- 7 Delhi (BSES/NDPL)
- 8 Delhi (NDMC)
- 9 Goa
- 10 Gujarat
- 11 Haryana
- 12 Himachal Pradesh
- 13 Jammu & Kashmir
- 14 Jharkhand
- 15 Karnataka (Bangalore Metro)
- 16 Karnataka (Other Areas)
- 17 M. P.
- 18 Meghalaya
- 19 Orissa
- 20 Punjab
- 21 Rajasthan
- 22 Tamil Nadu
- 23 Uttaranchal
- 24 U. P.
- 25 West Bengal
- 26 W. B. (Kolkata CESC)
- 27 West Bengal (DPSC) (06.00 - 17.00 hrs)
- 28 West Bengal (DPSC) (17.00 - 23.00 hrs)
- 29 West Bengal (DPSC) (23.00 - 06.00 hrs)
- 30 West Bengal-D.V.C. (Bihar Area)
- 31 West Bengal-D.V.C. (W.B. Area)
- 32 West Bengal (DPL)



Electricity Tariff & Duty and Average rates of electricity supply in India

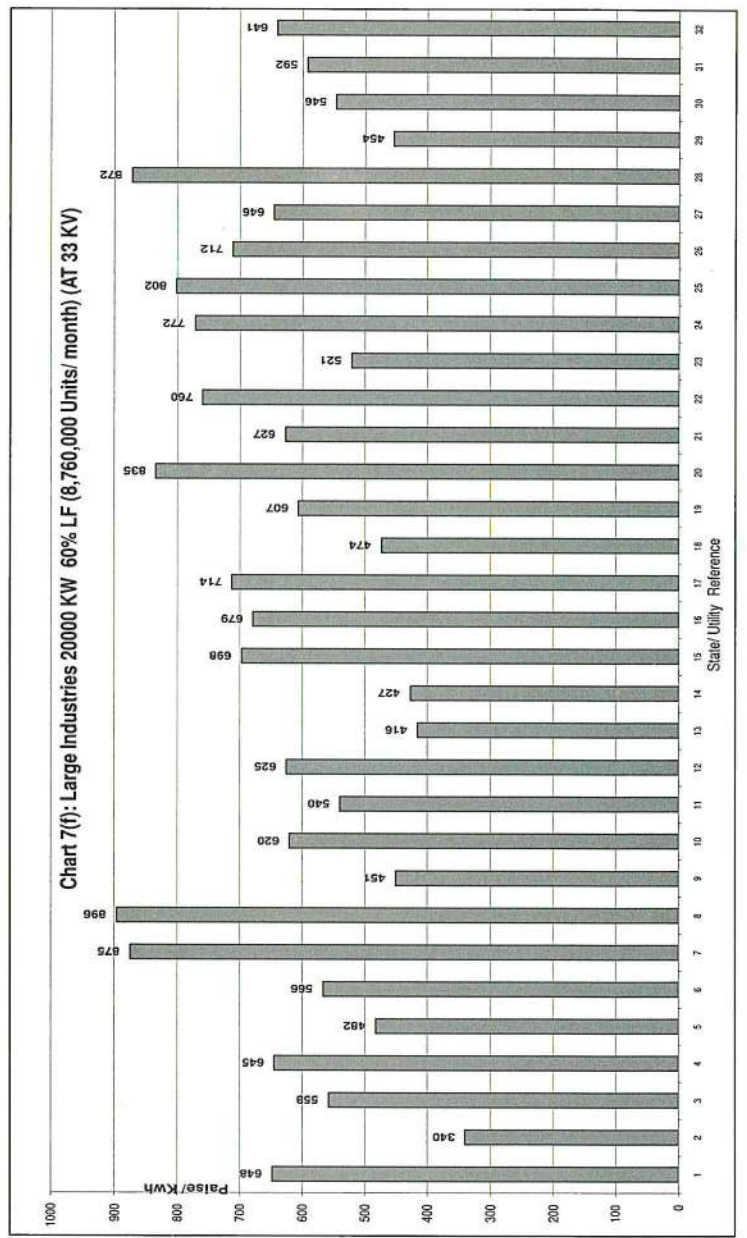
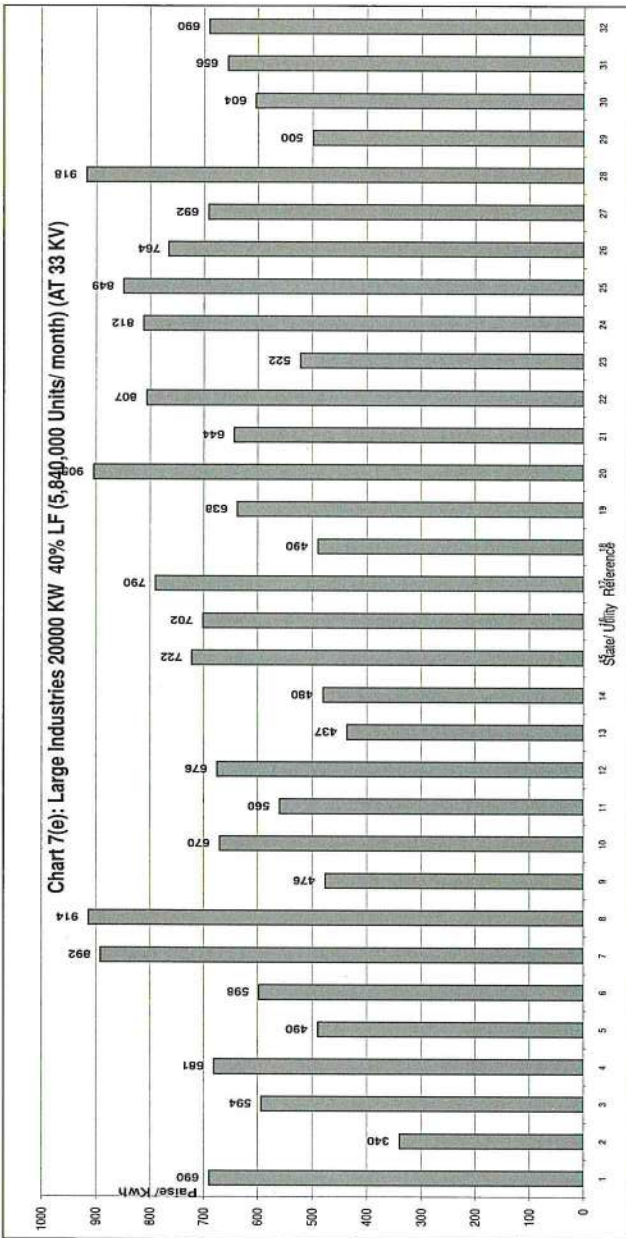
सारणी सं० 7 (इ): बड़े उद्योग 20000 कि०. वा०. 40: भार गुणाक (5840000 यूनिट/माह) (33 कि०. वो०. पर)
TABLE NO.7(e): LARGE INDUSTRIES 20000 KW 40% LF (5840000 Unit/Month) (AT 33 KV)

क्रमांक Sr. No.	युटिलिटी का नाम	Name of Utility	Tariff effective from	Av. Rate (P/KWh)	Duty/Tax (P/KWh)	Total (P/KWh)
1	आंध्र प्रदेश	Andhra Pradesh	01.04.2014	684	6	690
2	अरुणाचल प्रदेश	Arunachal Pradesh	01.04.2014	340	0	340
3	आसाम	Assam	01.12.2013	587	7	594
4	बिहार	Bihar (AT 132 KV)	01.04.2014	643	39	681
5	चंडीगढ़	Chandigarh	01.04.2014	479	11	490
6	छत्तीसगढ़	Chhattishgarh	01.07.2014	498	100	598
7	दिल्ली-(बी.वाई.पी.एल./बी.आर.पी.एल./एन.डी.पी.एल.-टी.पी.डी.डी.एल.)	Delhi-(BYPL/BRPL/NDPL-TPDDL)	17.07.2014	849	42	892
8	दिल्ली-(एन.डी.एम.सी.)	Delhi-(NDMC)	17.07.2014	871	44	914
9	गोवा	Goa	01.04.2014	406	70	476
10	गुजरात	Gujarat	01.05.2014	583	87	670
11	हरियाणा	Haryana	01.04.2014	545	15	560
12	हिमाचल प्रदेश	Himachal Pradesh	01.08.2014	598	78	676
13	जम्मू व कश्मीर	Jammu & Kashmir	01.07.2014	358	79	437
14	झारखंड	Jharkhand	01.08.2012	475	5	480
15	कर्नाटक	Karnataka	01.05.2014			
		Bruhat Bangalore Mahangara Palike, Municipal Corp.& all Urban		681	41	722
		Areas under Village Panchayats		662	40	702
16	मध्य प्रदेश	Madhya Pradesh	01.06.2014	674	116	790
17	मेघालय	Meghalaya	01.04.2013	487	3	490
18	उड़ीसा	Orissa	01.04.2014	598	40	638
19	पुदुचेरी	Puducherry	01.05.2014	526	0	526
20	पंजाब	Punjab	01.04.2014	801	104	905
21	राजस्थान	Rajasthan	01.02.2015	686	65	644
22	तमिल नाडू	Tamil Nadu	12.12.2014	768	38	807
23	उत्तराखण्ड	Uttarakhand	01.04.2014	497	25	522
24	उत्तर प्रदेश	Uttar Pradesh	01.04.2014	756	57	812
25	पश्चिम बंगाल	West Bengal	01.04.2013	739	111	849
26	पश्चिम बंगाल-कोलकता-(सी.ई.एस.सी.)	West Bengal - (CESC Ltd., Kolkata)	01.04.2013	665	100	764
27	पश्चिम बंगाल-(डी.पी.एस.सी.)	West Bengal - (DPSC Ltd.)	01.04.2013			
		(06.00 hrs to 17.00 hrs)		601	90	692
		(17.00 hrs to 23.00 hrs)		798	120	918
		(23.00 hrs to 06.00 hrs)		434	65	500
28	पश्चिम बंगाल-डी.वी.सी.वी.	West Bengal-D.V.C. (Bihar Area)	01.09.2014	570	34	604
		(West Bengal Area)		570	86	656
29	पश्चिम बंगाल-दुर्गापुर परियोजना	West Bengal-Durgapur Projects Ltd.	01.04.2014	600	90	690

सारणी सं० 7 (च): बड़े उद्योग 20000 कि०. वा०. 60: भार गुणाक (8760000 यूनिट/माह) (33 कि०. वो०. पर)
TABLE NO.7(f): LARGE INDUSTRIES 20000 KW 60% LF (8760000 Unit/Month) (AT 33 KV)

क्रमांक Sr. No.	युटिलिटी का नाम	Name of Utility	Tariff effective from	Av. Rate (P/KWh)	Duty/Tax (P/KWh)	Total (P/KWh)
1	आंध्र प्रदेश	Andhra Pradesh	01.04.2014	642	6	648
2	अरुणाचल प्रदेश	Arunachal Pradesh	01.04.2014	340	0	340
3	आसाम	Assam	01.12.2013	551	7	558
4	बिहार	Bihar (AT 132 KV)	01.04.2014	608	37	645
5	चंडीगढ़	Chandigarh	01.04.2014	471	11	482
6	छत्तीसगढ़	Chhattishgarh	01.07.2014	472	94	566
7	दिल्ली-(बी.वाई.पी.एल./बी.आर.पी.एल./एन.डी.पी.एल.-टी.पी.डी.डी.एल.)	Delhi-(BYPL/BRPL/NDPL-TPDDL)	17.07.2014	833	42	875
8	दिल्ली-(एन.डी.एम.सी.)	Delhi-(NDMC)	17.07.2014	854	43	896
9	गोवा	Goa	01.04.2014	381	70	451
10	गुजरात	Gujarat	01.05.2014	540	81	620
11	हरियाणा	Haryana	01.04.2014	525	15	540
12	हिमाचल प्रदेश	Himachal Pradesh	01.08.2014	553	72	625
13	जम्मू व कश्मीर	Jammu & Kashmir	01.07.2014	341	75	416
14	झारखंड	Jharkhand	01.08.2012	422	5	427
15	कर्नाटक	Karnataka	01.05.2014			
		Bruhat Bangalore Mahangara Palike, Municipal Corp.& all Urban		658	39	698
		Areas under Village Panchayats		641	38	679
16	मध्य प्रदेश	Madhya Pradesh	01.06.2014	607	106	714
17	मेघालय	Meghalaya	01.04.2013	471	3	474
18	उड़ीसा	Orissa	01.04.2014	567	40	607
19	पुदुचेरी	Puducherry	01.05.2014	501	0	501
20	पंजाब	Punjab	01.04.2014	739	96	835
21	राजस्थान	Rajasthan	01.02.2015	665	65	627
22	तमिल नाडू	Tamil Nadu	12.12.2014	724	36	760
23	उत्तराखण्ड	Uttarakhand	01.04.2014	496	25	521
24	उत्तर प्रदेश	Uttar Pradesh	01.04.2014	718	54	772
25	पश्चिम बंगाल	West Bengal	01.04.2013	697	105	802
26	पश्चिम बंगाल-कोलकता-(सी.ई.एस.सी.)	West Bengal - (CESC Ltd., Kolkata)	01.04.2013	619	93	712
27	पश्चिम बंगाल-(डी.पी.एस.सी.)	West Bengal - (DPSC Ltd.)	01.04.2013			
		(06.00 hrs to 17.00 hrs)		562	84	646
		(17.00 hrs to 23.00 hrs)		759	114	872
		(23.00 hrs to 06.00 hrs)		395	59	454
28	पश्चिम बंगाल-डी.वी.सी.वी.	West Bengal-D.V.C. (Bihar Area)	01.09.2014	515	31	546
		(West Bengal Area)		515	77	592
29	पश्चिम बंगाल-दुर्गापुर परियोजना	West Bengal-Durgapur Projects Ltd.	01.04.2014	557	84	641

- Index of States
- 1 Andhra Pradesh
 - 2 Arunachal Pradesh
 - 3 Assam
 - 4 Bihar
 - 5 Chandigarh
 - 6 Chattisgarh
 - 7 Delhi (BSES/NDPL)
 - 8 Delhi (NDMC)
 - 9 Goa
 - 10 Gujarat
 - 11 Haryana
 - 12 Himachal Pradesh
 - 13 Jammu & Kashmir
 - 14 Jharkhand
 - 15 Karnataka(Bangalore Metro)
 - 16 Karnataka(Other Areas)
 - 17 M. P.
 - 18 Meghalaya
 - 19 Orissa
 - 20 Punjab
 - 21 Rajasthan
 - 22 Tamil Nadu
 - 23 Uttaranchal
 - 24 U. P.
 - 25 West Bengal
 - 26 W. B. (Kolkata CESC)
 - 27 West Bengal (DPSC) (06.00 - 17.00 hrs)
 - 28 West Bengal (DPSC) (17.00 - 23.00 hrs)
 - 29 West Bengal (DPSC) (23.00 - 06.00 hrs)
 - 30 West Bengal-D.V.C.(Bihar Area)
 - 31 West Bengal-D.V.C.(W.B. Area)
 - 32 West Bengal (DPL)



सारणी सं० 7 (छ): बड़े उद्योग 50000 कि० वा०. 40: भार गुणाक (14600000 यूनिट/माह) (33 कि० वो० पर)

TABLE NO.7(g): LARGE INDUSTRIES 50000 KW 40% LF (14600000 Unit/Month) (AT 33 KV)

क्रमांक Sr. No.	युटिलिटी का नाम	Name of Utility	Tariff effective from	Av. Rate (P/KWh)	Duty/Tax (P/KWh)	Total (P/KWh)
1	आंध्र प्रदेश	Andhra Pradesh	01.04.2014	684	6	690
2	अरुणाचल प्रदेश	Arunachal Pradesh	01.04.2014	340	0	340
3	आसाम	Assam	01.12.2013	587	7	594
4	बिहार	Bihar (AT 132 KV)	01.04.2014	643	39	681
5	चंडीगढ़	Chandigarh	01.04.2014	479	11	490
6	छत्तीसगढ़	Chhattishgarh	01.07.2014	498	100	598
7	दिल्ली-(बी.वाई.पी.एल./बी.आर.पी.एल./एन.डी.पी.एल.-टी.पी.डी.डी.एल.)	Delhi-(BYPL/BRPL/NDPL-TPDDL)	17.07.2014	849	42	892
8	दिल्ली-(एन.डी.एम.सी.)	Delhi-(NDMC)	17.07.2014	871	44	914
9	गोवा	Goa (AT 33 KV)	01.04.2014	406	70	476
		(AT 110 KV)		438	70	508
10	गुजरात	Gujarat (AT 33/66 KV)	01.05.2014	585	88	672
		(AT 132 KV)		582	87	670
11	हरियाणा	Haryana (AT 33 KV)	01.04.2014	545	15	560
		(AT 66/132 KV)		536	15	551
		(AT 220 KV)		528	15	543
12	हिमाचल प्रदेश	Himachal Pradesh	01.08.2014	598	78	676
13	जम्मू व कश्मीर	Jammu & Kashmir	01.07.2014	358	79	437
14	झारखंड	Jharkhand (AT 33 KV)	01.08.2012	475	5	480
		(AT 132 KV)		466	5	471
15	कर्नाटक	Karnataka	01.05.2014			
		Bangalore Metro Area (AT 33/66 KV)		681	41	722
		Other Areas (AT 33/66 KV)		662	40	702
		Bangalore Metropolitan Area (AT 110 KV)		680	41	721
		Other Areas (AT 110 KV)		661	40	701
		Bangalore Metropolitan Area (AT 220 KV)		678	41	719
		Other Areas (AT 220 KV)		659	40	699
16	केरल	Kerala (AT 66 KV)	16.08.2014	604	10	614
		(AT 110 KV)		590	10	600
		(AT 220 KV)		577	10	587
17	मध्य प्रदेश	Madhya Pradesh (AT 33 KV)	01.06.2014	674	116	790
		(AT 132 KV)		671	116	786
18	मेघालय	Meghalaya	01.04.2013	487	3	490
19	उड़ीसा	Orissa (AT 132 KV)	01.04.2014	598	40	638
20	पुदुचेरी	Puducherry (AT 110 KV)	01.04.2014	526	0	526
21	पंजाब	Punjab	01.04.2014	801	104	905
22	राजस्थान	Rajasthan	01.02.2015	686	65	644
23	तमिल नाडु	Tamil Nadu	12.12.2014	768	38	807
24	उत्तराखण्ड	Uttarakhand	01.04.2014	497	25	522
25	उत्तर प्रदेश	Uttar Pradesh	01.04.2014			
		For supply at 33 KV & 66 KV		756	57	812
		For supply at 132 KV & above		724	54	778
26	पश्चिम बंगाल	West Bengal (AT 33 KV)	01.04.2013	739	111	849
		(AT 132 KV)		737	110	847
27	पश्चिम बंगाल-कोलकता-(सी.ई.एस.सी.)	West Bengal - (CESC Ltd., Kolkata)	01.04.2013	665	100	764
28	पश्चिम बंगाल-(डी.पी.एस.सी.)	West Bengal - (DPSC Ltd.)	01.04.2013			
		(AT 33 KV)				
		(06.00 hrs to 17.00 hrs)		601	90	692
		(17.00 hrs to 23.00 hrs)		798	120	918
		(23.00 hrs to 06.00 hrs)		434	65	500
		(AT 132 KV)				
		(06.00 hrs to 17.00 hrs)		601	90	692
		(17.00 hrs to 23.00 hrs)		798	120	918
		(23.00 hrs to 06.00 hrs)		434	65	500
29	पश्चिम बंगाल-डी.वी.व.सी.व.	West Bengal-D.V.C. (Bihar Area)	01.09.2014	570	34	604
		(West Bengal Area)		570	86	656
		AT 132 KV (Bihar Area)		525	32	557
		AT 132 KV (West Bengal Area)		525	79	604
30	पश्चिम बंगाल-दुर्गापुर परियोजना	West Bengal-Durgapur Projects Ltd.	01.04.2014			
		(AT 33 KV)		600	90	690
		(AT 132 KV)		591	89	679

Electricity Tariff & Duty and Average rates of electricity supply in India

सारणी सं० 7 (ज): बड़े उद्योग 50000 कि०. वा०. 60: भार गुणाक (21900000 यूनिट/माह) (33 कि०. व००. पर)
TABLE NO.7(h): LARGE INDUSTRIES 50000 KW 60% LF (21900000 Unit/Month) (AT 33 KV)

क्रमांक Sr. No.	युटिलिटी का नाम	Name of Utility	Tariff effective from	Av. Rate (P/KWh)	Duty/Tax (P/KWh)	Total (P/KWh)
1	आंध्र प्रदेश	Andhra Pradesh	01.04.2014	642	6	648
2	अरुणाचल प्रदेश	Arunachal Pradesh	01.04.2014	340	0	340
3	आसाम	Assam	01.12.2013	551	7	558
4	बिहार	Bihar (AT 132 KV)	01.04.2014	608	37	645
5	चंडीगढ़	Chandigarh	01.04.2014	471	11	482
6	छत्तीसगढ़	Chhattishgarh	01.07.2014	472	94	566
7	दिल्ली-(बी.वाई.पी.एल./बी.आर.पी.एल/एन.डी.पी.एल.-टी.पी.डी.डी.एल.)	Delhi-(BYPL/BRPL/NDPL-TPDDL)	17.07.2014	833	42	875
8	दिल्ली-(एन.डी.एम.सी.)	Delhi-(NDMC)	17.07.2014	854	43	896
9	गोवा	Goa (AT 33 KV)	01.04.2014	381	70	451
		(AT 110 KV)		408	70	478
10	गुजरात	Gujarat (AT 33/66 KV)	01.05.2014	541	81	622
		(AT 132 KV)		538	81	619
11	हरियाणा	Haryana (AT 33 KV)	01.04.2014	525	15	540
		(AT 66/132 KV)		516	15	531
		(AT 220 KV)		508	15	523
12	हिमाचल प्रदेश	Himachal Pradesh	01.08.2014	553	72	625
13	जम्मू व कश्मीर	Jammu & Kashmir	01.07.2014	341	75	416
14	झारखंड	Jharkhand (AT 33 KV)	01.08.2012	422	5	427
		(AT 132 KV)		413	5	418
15	कर्नाटक	Karnataka	01.05.2014			
		Bangalore Metro Area (AT 33/66 KV)		658	40	698
		Other Areas (AT 33/66 KV)		641	38	679
		Bangalore Metropolitan Area (AT 110 KV)		657	39	697
		Other Areas (AT 110 KV)		640	38	678
		Bangalore Metropolitan Area (AT 220 KV)		655	39	695
		Other Areas (AT 220 KV)		638	38	676
16	केरल	Kerala (AT 66 KV)	16.08.2014	566	10	576
		(AT 110 KV)		554	10	564
		(AT 220 KV)		541	10	551
17	मध्य प्रदेश	Madhya Pradesh (AT 33 KV)	01.06.2014	607	106	714
		(AT 132 KV)		595	104	699
18	मेघालय	Meghalaya	01.04.2013	471	3	474
19	उड़ीसा	Orissa (AT 132 KV)	01.04.2014	567	40	607
20	पुदुचेरी	Puducherry (AT 110 KV)	01.04.2014	501	0	501
21	पंजाब	Punjab	01.04.2014	739	96	835
22	राजस्थान	Rajasthan	01.02.2015	665	65	627
23	तमिल नाडु	Tamil Nadu	12.12.2014	724	36	760
24	उत्तराखण्ड	Uttarakhand	01.04.2014	496	25	521
25	उत्तर प्रदेश	Uttar Pradesh	01.04.2014			
		For supply at 33 KV & 66 KV		718	54	772
		For supply at 132 KV & above		690	52	741
26	पश्चिम बंगाल	West Bengal (AT 33 KV)	01.04.2013	697	105	802
		(AT 132 KV)		696	104	801
27	पश्चिम बंगाल-कोलकत्ता-(सी.ई.एस.सी.)	West Bengal - (CESC Ltd., Kolkata)	01.04.2013	619	93	712
28	पश्चिम बंगाल-(डी.पी.एस.सी.)	West Bengal - (DPSC Ltd.)	01.04.2013			
		(AT 33 KV)				
		(06.00 hrs to 17.00 hrs)		562	84	646
		(17.00 hrs to 23.00 hrs)		759	114	872
		(23.00 hrs to 06.00 hrs)		395	59	454
		(AT 132 KV)				
		(06.00 hrs to 17.00 hrs)		561	84	645
		(17.00 hrs to 23.00 hrs)		758	114	871
		(23.00 hrs to 06.00 hrs)		394	59	453
29	पश्चिम बंगाल-डी.वी.सी.व.	West Bengal-D.V.C. (Bihar Area)	01.09.2014	515	31	546
		(West Bengal Area)		515	77	592
		AT 132 KV (Bihar Area)		470	28	498
		AT 132 KV (West Bengal Area)		470	71	541
30	पश्चिम बंगाल-दुर्गापुर परियोजना	West Bengal-Durgapur Projects Ltd.	01.04.2014			
		(AT 33 KV)		557	84	641
		(AT 132 KV)		547	82	629

Index of States

- 1 Andhra Pradesh
- 2 Arunachal Pradesh
- 3 Assam
- 4 Bihar (AT 132 KV)
- 5 Chandigarh
- 6 Chhattisgarh
- 7 Delhi (BSES/NDPL)
- 8 Delhi (NDMC)
- 9 Goa (AT 33 KV)
- 10 Goa (AT 110 KV)
- 11 Gujarat (AT 33/66 KV)
- 12 Gujarat (AT 132 KV)
- 13 Haryana (AT 33 KV)
- 14 Haryana (AT 66/132 KV)
- 15 Haryana (AT 220 KV)
- 16 Himachal Pradesh
- 17 Jammu & Kashmir
- 18 Jharkhand (AT 33 KV)
- 19 Jharkhand (AT 132 KV)
- 20 Karnataka (Bangalore Metro) (AT 33/66 KV)
- 21 Karnataka (Other Areas) (AT 33/66 KV)
- 22 Karnataka (Bangalore Metro) (AT 110 KV)
- 23 Karnataka (Other Areas) (AT 110 KV)
- 24 Karnataka (Bangalore Metro) (AT 220 KV)
- 25 Karnataka (Other Areas) (AT 220 KV)
- 26 Kerala (AT 66 KV)
- 27 Kerala (AT 110 KV)
- 28 Kerala (AT 220 KV)
- 29 MP (AT 33 KV)
- 30 MP (AT 132 KV)
- 31 Meghalaya
- 32 Orissa (AT 132 KV)
- 33 Pondicherry (AT 110 KV)
- 34 Punjab
- 35 Rajasthan
- 36 Tamil Nadu
- 37 Uttaranchal
- 38 U. P. (AT 33 KV & 66 KV)
- 39 U. P. (AT 132 KV & ABOVE)
- 40 West Bengal (AT 33 KV)
- 41 West Bengal (AT 132 KV)
- 42 W. B. (Kolkata CESC)
- 43 West Bengal-DPSC (AT 33 KV)(0600 - 1700 hrs)
- 44 West Bengal-DPSC (AT 33 KV)(1700 - 2300 hrs)
- 45 West Bengal-DPSC (AT 33 KV)(2300 - 0600 hrs)
- 46 West Bengal-DPSC (AT 132 KV)(0600 - 1700 hrs)
- 47 West Bengal-DPSC (AT 132 KV)(1700 - 2300 hrs)
- 48 West Bengal-DPSC (AT 132 KV)(2300 - 0600 hrs)
- 49 D.V.C. (W.B. Area) (AT 33 KV)
- 50 D.V.C. (W.B. Area) (AT 132 KV)
- 51 D.V.C. (Bihar Area) (AT 132 KV)
- 52 D.V.C. (W.B. Area) (AT 132 KV)
- 53 West Bengal (DPL) (AT 33 KV)
- 54 West Bengal (DPL) (AT 132 KV)

Chart 7(g): Large Industries 50000 KW 40% LF (14,600,000 Units/ month) (AT 33 KV)

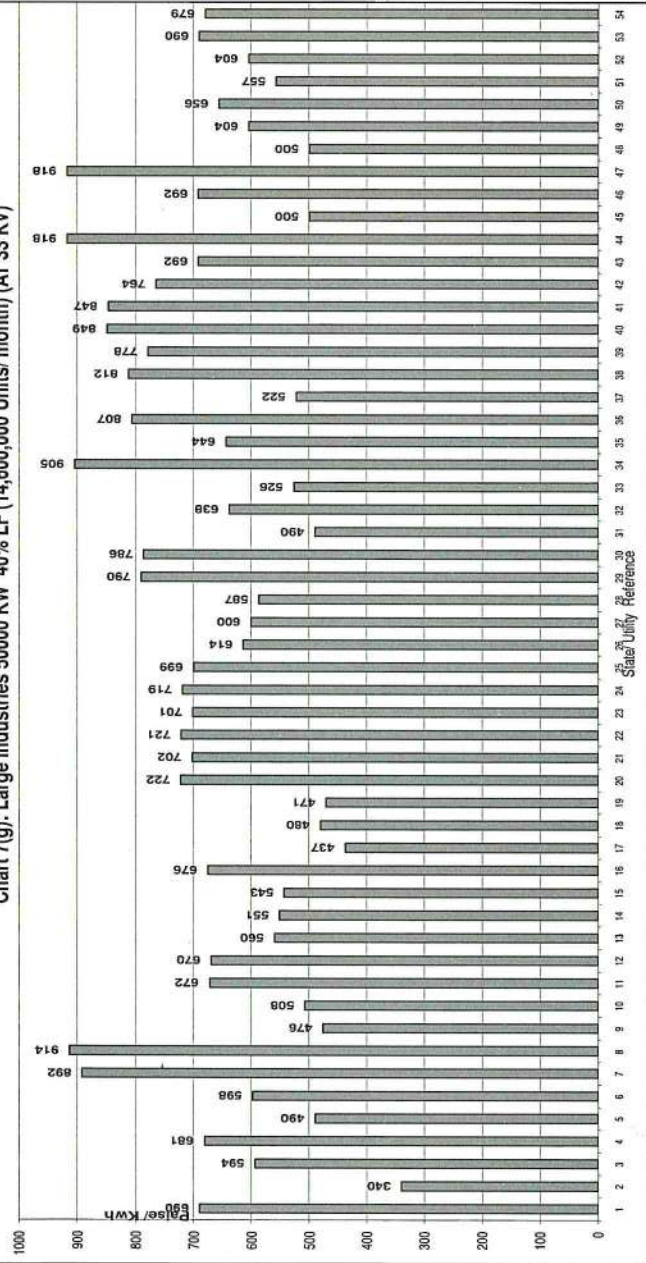



Chart 7(h): Large Industries 50000 KW 60% LF (21,900,000 Units/ month) (AT 33 KV)



सारणी सं० 8 (क): पावर इन्टेंसिव उद्योग 50000 कि०. वा०. 60: भार गुणाक (21900000 यूनिट/माह)
TABLE NO.8(a): POWER INTENSIVE INDUSTRIES 50000 KW 60% LF (21900000 Unit/Month)

क्रमांक Sr. No.	युटिलिटी का नाम	Name of Utility	Tariff effective from	Av. Rate (P/KWh)	Duty/Tax (P/KWh)	Total (P/KWh)
1	आंध्र प्रदेश	Andhra Pradesh (AT 132 KV)	01.04.2014	600	6	606
2	अरुणाचल प्रदेश	Arunachal Pradesh	01.04.2014	325	0	325
3	बिहार	Bihar	01.04.2014	488	29	517
4	छत्तीसगढ़	Chhattishgarh (AT 33 KV)	01.07.2014	511	102	614
		(AT 132 KV)		488	98	585
5	दमन एवं दिव	Daman & Diu	01.04.2014	550	0	550
6	गोवा	Goa (AT 11/33 KV)	01.04.2014	400	70	470
7	हिमाचल प्रदेश	Himachal Pradesh	01.08.2014	553	72	625
8	जम्मू व कश्मीर	Jammu & Kashmir (AT 11 KV)	01.07.2014	430	95	525
		(AT 33 KV)		402	88	490
9	केरल	Kerala (AT 66 KV)	16.08.2014	566	10	576
		(AT 110 KV)		554	10	564
		(AT 220 KV)		541	10	551
10	उड़ीसा	Orissa (AT 11/33 KV)	01.04.2014	567	40	607
		(AT 132 KV)		447	36	482
11	पंजाब	Punjab	01.04.2014	662	86	748
12	उत्तराखण्ड	Uttarakhand	01.04.2014	496	25	521

सारणी सं० 8(ख): पावर इन्टेंसिव उद्योग 50000 कि०. वा०. 80: भार गुणाक (29200000 यूनिट/माह)
TABLE NO.8(b): POWER INTENSIVE INDUSTRIES 50000 KW 80% LF (29200000 Unit/Month)

क्रमांक Sr. No.	युटिलिटी का नाम	Name of Utility	Tariff effective from	Av. Rate (P/KWh)	Duty/Tax (P/KWh)	Total (P/KWh)
1	आंध्र प्रदेश	Andhra Pradesh (AT 132 KV)	01.04.2014	579	6	585
2	अरुणाचल प्रदेश	Arunachal Pradesh	01.04.2014	325	0	325
3	बिहार	Bihar	01.04.2014	443	27	470
4	छत्तीसगढ़	Chhattishgarh (AT 33 KV)	01.07.2014	488	98	586
		(AT 132 KV)		466	93	559
5	दमन एवं दिव	Daman & Diu	01.04.2014	526	0	526
6	गोवा	Goa (AT 11/33 KV)	01.04.2014	382	70	452
7	हिमाचल प्रदेश	Himachal Pradesh	01.08.2014	531	69	600
8	जम्मू व कश्मीर	Jammu & Kashmir (AT 11 KV)	01.07.2014	417	92	509
		(AT 33 KV)		389	86	474
9	केरल	Kerala (AT 66 KV)	16.08.2014	547	10	557
		(AT 110 KV)		535	10	545
		(AT 220 KV)		523	10	533
10	उड़ीसा	Orissa (AT 11/33 KV)	01.04.2014	567	40	607
		(AT 132 KV)		447	36	482
11	पंजाब	Punjab	01.04.2014	650	84	734
12	उत्तराखण्ड	Uttarakhand	01.04.2014	478	25	503

Index of States

- 1 Andhra Pradesh (AT 132 KV)
- 2 Arunachal Pradesh
- 3 Bihar
- 4 Chhattisgarh (AT 33 KV)
- 5 Chhattisgarh (AT 132 KV)
- 6 Daman & Diu
- 7 Goa (AT 11/33 KV)
- 8 Himachal Pradesh
- 9 Jammu & Kashmir (AT 11 KV)
- 10 Jammu & Kashmir (AT 33 KV)
- 11 Kerala (AT 66 KV)
- 12 Kerala (AT 110 KV)
- 13 Kerala (AT 220 KV)
- 14 Orissa (AT 11/33 KV)
- 15 Orissa (AT 132 KV)
- 16 Punjab
- 17 Uttarakhnad

Chart 8(a): Power Intensive Industries 50000 KW 60% LF (21,900,000 Units/ month)

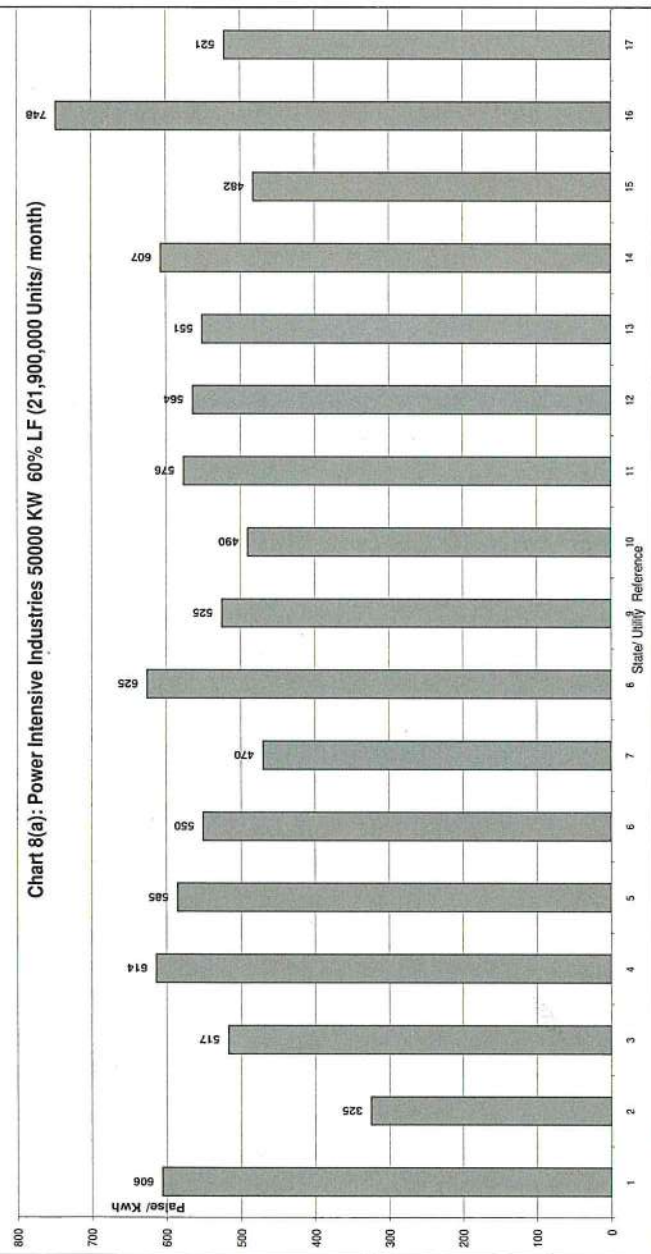
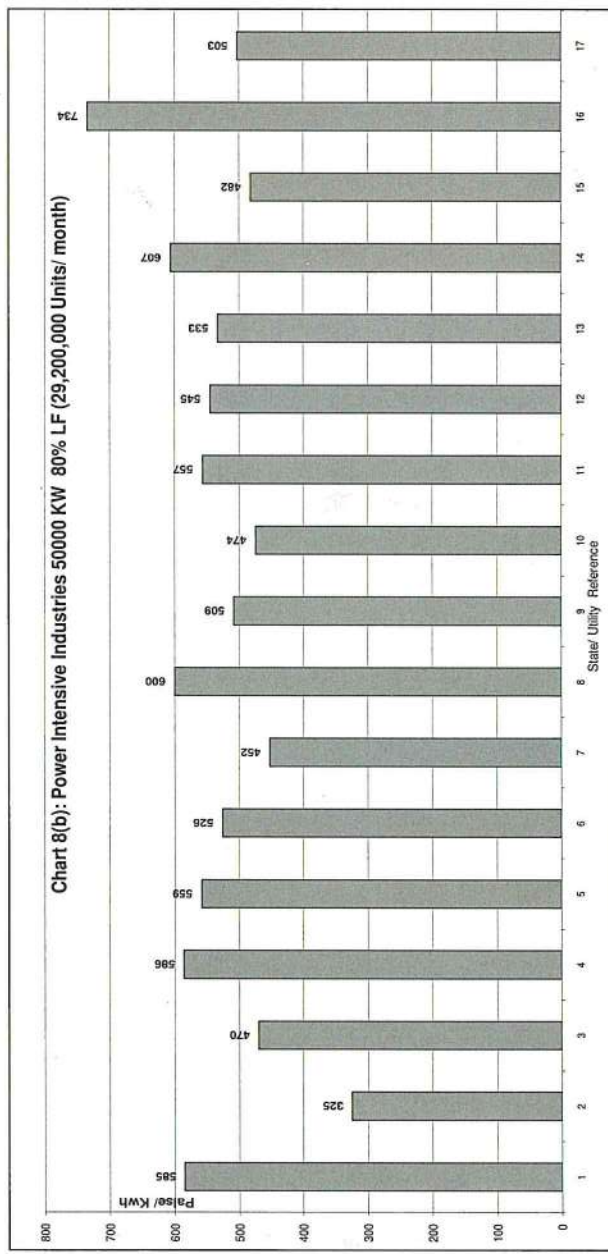
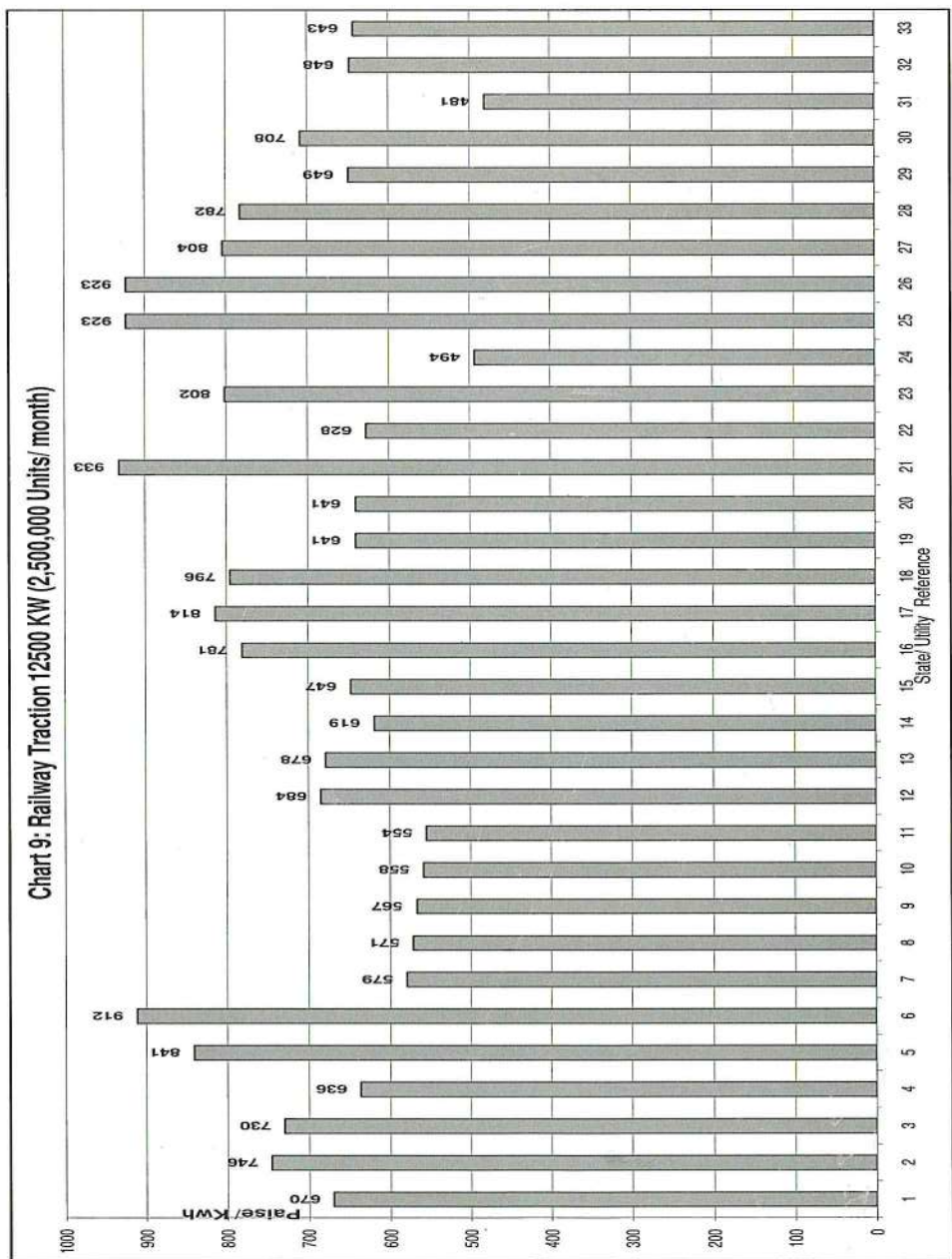


Chart 8(b): Power Intensive Industries 50000 KW 80% LF (29,200,000 Units/ month)



सारणी सं० 9: रेलवे ट्रैक्शन 12500 कि०. वा०.(2500000 यूनिट/माह)
TABLE NO.9: RAILWAY TRACTION 12500 KW (2500000 Unit/Month)

क्रमांक Sr. No.	युटिलिटी का नाम	Name of Utility	Tariff effective from	Av. Rate (P/KWh)	Duty/Tax (P/KWh)	Total (P/KWh)
1	आंध्र प्रदेश	Andhra Pradesh	01.04.2014	670	0	670
2	बिहार	Bihar (AT 25 KV)	01.04.2014	703	42	746
		(AT 132KV)		688	41	730
3	छत्तीसगढ़	Chhattishgarh (AT 132 KV)	01.07.2014	636	0	636
4	दिल्ली-(बी.वाई.पी.एल./बी.आर.पी.एल./एन.डी.पी.एल.-टी.पी.डी.डी.एल.)	Delhi-(BYPL/BRPL/NDPL-TPDDL)	17.07.2014	841	0	841
5	दिल्ली-(एन.डी.एम.सी.)	Delhi-(NDMC) (AT 33 KV)	17.07.2014	868	43	912
6	गुजरात	Gujarat (AT 132 KV)	01.05.2014	579	0	579
7	हरियाणा	Haryana	01.04.2014			
		AT 11 KV		571	0	571
		AT 33 KV		567	0	567
		AT 66/132 KV		558	0	558
		AT 220 KV		554	0	554
8	झारखंड	Jharkhand (AT 25 KV)	01.08.2012	669	15	684
9	कर्नाटक	Karnataka	01.05.2014	640	38	678
10	केरल	Kerala (AT 110 KV)	16.08.2014	619	0	619
11	मध्य प्रदेश	Madhya Pradesh (AT 132/220 KV)	01.06.2014	647	0	647
12	महाराष्ट्र	Maharashtra	01.08.2012	781	0	781
13	महाराष्ट्र-मुंबई-(टाटा)	Maharashtra - Mumbai-(TATA's)	01.04.2014			
		(AT 22/33 KV)		899	0	814
		(AT 100 KV)		886	0	796
14	उड़ीसा	Orissa (AT 25/33KV)	01.04.2014	641	0	641
		(AT 132KV)		641	0	641
15	पंजाब	Punjab (AT 132KV)	01.04.2014	825	107	933
16	राजस्थान	Rajasthan	01.02.2015	744	0	628
17	तमिल नाडू	Tamil Nadu	12.12.2014	802	0	802
18	उत्तराखण्ड	Uttarakhand	01.04.2014	494	0	494
19	उत्तर प्रदेश	Uttar Pradesh (132 KV AND ABOVE)	01.04.2014	859	64	923
		(BELOW 132 KV)		859	64	923
20	पश्चिम बंगाल	West Bengal (AT 25 KV)	01.04.2013	804	0	804
		(AT 132 KV)		782	0	782
21	पश्चिम बंगाल-कोलकता-(सी.ई.एस.सी.)	West Bengal - (CESC Ltd., Kolkata)	01.04.2013	649	0	649
22	पश्चिम बंगाल-(डी.पी.एस.सी.)	West Bengal - (DPSC Ltd.)	01.04.2013	708	0	708
23	पश्चिम बंगाल-डी.वी.सी.वी.	West Bengal-D.V.C. (AT 132 KV)	01.09.2014	481	0	481
24	पश्चिम बंगाल-दुर्गापुर परियोजना	West Bengal-Durgapur Projects Ltd.	01.04.2014			
		(AT 25 KV)		648	0	648



- Index of States
- 1 Andhra Pradesh
 - 2 Bihar (AT 25 KV)
 - 3 Bihar (AT 132 KV)
 - 4 Chhattisgarh (AT 132 KV)
 - 5 Delhi (BSES/NDPL)
 - 6 Delhi-NDMC (AT 33 KV)
 - 7 Gujarat (AT 132 KV)
 - 8 Haryana (AT 11 KV)
 - 9 Haryana (AT 33 KV)
 - 10 Haryana (AT 66/132 KV)
 - 11 Haryana (AT 220 KV)
 - 12 Jharkhand (AT 25 KV)
 - 13 Karnataka
 - 14 Kerala (AT 110 KV)
 - 15 MP (AT 132/220 KV)
 - 16 Maharashtra
 - 17 Mumbai (TEC/AI 33/221/16.6 KV)
 - 18 Mumbai (TEC/AI 220 KV)
 - 19 Orissa (AT 25/33 KV)
 - 20 Orissa (AT 132 KV)
 - 21 Punjab
 - 22 Rajasthan
 - 23 Tamil Nadu
 - 24 Uttaranchal
 - 25 U. P. (132 KV and Above)
 - 26 U. P. (Below 132KV)
 - 27 West Bengal (AT 25 KV)
 - 28 West Bengal (AT 132 KV)
 - 29 W. B. (Kolkata CESC)
 - 30 West Bengal-DPSC
 - 31 D.V.C.(AT 132 KV)
 - 32 West Bengal (DPL) (AT 25 KV)
 - 33 West Bengal (DPL) (AT 132 KV)

Central Electricity Authority

Sewa Bhawan, R K Puram, New Delhi-110066

Tel: +91-11-26732629 Fax : +91-11-26105746

website : <http://www.cea.in>

Price Rs. : 600/-