

## NOTIFICATION

No. CEI/1/59/CEA/EI – In exercise of the powers conferred by section 177 of the Electricity Act, 2003 (36 of 2003), the Central Electricity Authority hereby makes the following regulations for Measures relating to Safety and Electric Supply, namely:-

### Chapter I

**1. Short title and Commencement.-** (1) These regulations may be called the Central Electricity Authority (Measures relating to Safety and Electric Supply) Regulations, 2010.

(2) They shall come into force on the date of their final publication in the Official Gazette.

**2. Definitions.-** (1) In these regulations, unless the context otherwise requires,

(a) “Act” means the Electricity Act, 2003;

(b) “accessible” means within physical reach without the use of any appliance or special effort;

(c) “ampere” means a unit of electric current and is a constant current which, flowing in two parallel straight conductors of infinite length of negligible cross section and placed at a distance of one meter apart in a vacuum will produce a force of  $2 \times 10^{-7}$  Newton per meter length between the conductors;

(d) “apparatus” means electrical apparatus and includes all machines, fittings, accessories and appliances in which conductors are used;

(e) “bare” means not covered with insulating materials;

(f) “cable” means a length of insulated single conductor (solid or stranded) or of two or more such conductors each provided with its own insulation, which are laid up together. Such insulated conductor or conductors may or may not be provided with an overall mechanical protective covering;

(g) “circuit” means an arrangement of conductor or conductors for the purpose of conveying electricity and forming a system or a branch of a system;

(h) “circuit breaker” means a device, capable of making and breaking the circuit under all conditions, and unless otherwise specified, so designed as to break the current automatically under abnormal conditions;

(i) “concentric cable” means a composite cable comprising an inner conductor which is insulated and one or more outer conductors which are insulated from one another and are disposed over the insulation of, and more or less around, the inner conductor;

~~(j) “conductor” means any wire, cable, bar, tube, rail or plate used for conducting electricity and so arranged as to be electrically connected to a system;~~

(k) “conduit” means rigid or flexible metallic tubing or mechanically strong and fire resisting non-metallic tubing into which a cable or cables may be drawn for the purpose of affording it or them mechanical protection;

(l) “connected load” means the sum of the ratings of the electricity consuming apparatus connected to a consumer’s installation;

- (m) “covered with insulating material” means adequately covered with insulating material of such quality and thickness as to prevent danger;
- (n) “cut out” means any appliance for automatically interrupting the transmission of electricity through the conductor when the current rises above a pre-determined amount, and shall also include fusible cut-out;
- (o) “danger” means danger to health or danger to life or any part of body from shock, burn or other injury to persons, or property, or from fire or explosion, attendant upon the generation, transmission, transformation, conversion, distribution or use of electricity;
- (p) “dead” means at or about earth potential and disconnected from any live system. It is used only with reference to current carrying parts when these parts are not live.
- (q) “designated person” means a person designated under regulation 3;
- (r) “earthed” or “connected with earth” means connected with the general mass of earth in such manner as to ensure at all times an immediate discharge of electricity without danger;
- (s) “earthing system” means an electrical system in which all the conductors and appliances are earthed;
- (t) “enclosed sub-station” means any premises or enclosure or part thereof, being large enough to admit the entrance of a person after the apparatus therein is in position, containing apparatus for transforming or converting electricity to or from a voltage at or exceeding 650 V (other than transforming or converting solely for the operation of switch gear or instruments) with or without any other apparatus for switching, controlling or otherwise regulating the electricity, and includes the apparatus therein;
- (u) “enclosed switch-station” means any premises or enclosure or part thereof, being large enough to admit the entrance of a person after the apparatus therein is in position, containing apparatus for switching, controlling or otherwise regulating electricity at or exceeding 650 V but not for transforming or converting electricity (other than for transforming or converting solely for the operation of switchgear or instruments) and includes the apparatus therein,
- (v) “flameproof enclosure” means an enclosure for electrical machinery or apparatus that will withstand, when the covers, or other access doors are properly secured, an internal explosion of the inflammable gas or vapour which may enter or originate inside the enclosure, without suffering damage and without communicating the internal flammation (or explosion) to the external inflammable gas or vapour in which it is designed to be used, through any joints or other structural openings in the enclosure;
- (w) “flexible cable” means a cable consisting of one or more cores each formed of a group of wires, the diameter and the physical properties of the wires and insulating material being such as to afford flexibility.
- (x) “guarded” means covered, shielded, fenced or otherwise protected by means of suitable casings, barrier, rails or metal screens to remove the possibility of dangerous contact or approach by persons or objects to a point of danger;
- (y) “hand-held portable apparatus” means an apparatus which is so designed as to be capable of being held in the hands and moved while connected to a supply of electricity;
- (z) “High Voltage Direct Current (HVDC)” means Direct Current (DC) voltage above 100000 Volts used for transmission of power.
- (za) “inspector of mines” means an Inspector appointed under the Mines Act, 1952 (35 of 1952);

- (zb) “installation” means any composite electrical unit used for the purpose of generating, transforming, transmitting, converting, distributing or utilizing electricity;
- (zc) “intrinsically safe” as applied to apparatus or associated circuits shall denote that any sparking that may occur in normal working is incapable of causing explosion of inflammable gas or vapour;
- (zd) “increased safety type ‘e’ ” means a method of protection by which additional measures are applied so as to give increased security against the possibility of excessive temperatures and of occurrence of arcs and sparks in apparatus which does not produce arcs or sparks in normal service;
- (ze) “lightning arrester” means a device which has the property of diverting to earth any electrical surge of excessively high amplitude applied to its terminals and is capable of interrupting flow current if present and restoring itself thereafter to its original operating conditions;
- (zf) “linked switch” means a switch with all the poles mechanically linked so as to operate simultaneously;
- (zg) “live” means electrically charged;
- (zh) “metallic covering” means mechanically strong metal covering surrounding one or more conductors;
- (zi) “meter” means a device suitable for measuring, indicating and recording consumption of electricity or any other quantity related with electrical system and shall include, wherever applicable, other equipment such as Current Transformer (CT), Voltage Transformer (VT) or Capacitor Voltage Transformer (CVT) with necessary wiring and accessories;
- (zj) “mine” has the same meaning as defined in the Mines Act, 1952 (35 of 1952);
- (zk) “neutral conductor” means that conductor of a multi-wire system, the voltage of which is normally intermediate between the voltages of the other conductors of the system and shall also include return wire of the single phase system;
- (zl) “occupier” means the owner or person in occupation of the premises where electricity is used or proposed to be used;
- (zm) “ohm” means a unit of electrical resistance and is the electrical resistance between two points of a conductor when a constant potential difference of one volt, applied to these points produces a current of one ampere in the conductor, provided no electromotive force is generated in the conductor;
- (zn) “open sparking” means sparking which owing to the lack of adequate provisions for preventing the ignition of inflammable gas external to the apparatus would ignite such inflammable gas;
- (zo) “overhead line” means any electric supply line which is placed above ground and in the open air but excluding live rails of a traction system;
- (zp) "owner" means the company or body corporate or association or body of individuals, whether incorporated or not or artificial juridical person which owns or operates or maintains Electric Plants and Lines;
- (zq) “owner”, “agent” and “manager” of a mine have the same meanings as are assigned to them in the Mines Act,1952(35 of 1952);
- (zr) “poles” means the phase terminals of a Switch.
- (zs) “portable apparatus” means an apparatus which is so designed as to be capable of being moved while in operation;
- (zt) “portable hand lamp” means a portable light-fitting provided with suitable handle, guard and flexible cord connected to a plug;
- (zu) “Schedule” means a schedule to these regulations.
- (zw) “section” means a Section of the Act;

- (zv) “span” means the horizontal distance between two adjacent supporting points of an overhead conductor;
- (zw) “street box” means a totally enclosed structure, either above or below ground containing apparatus for transforming, switching, controlling or otherwise regulating electricity;
- (zx) “supplier” means any generating company or licensee from whose system electricity flows into the system of another generating company or licensee or consumer;
- (zy) “switch” means a manually operated device for opening and closing or for changing the connection of a circuit;
- (zz) “switchboard” means an assembly including the switchgear for the control of electrical circuits, electric connections and the supporting frame;
- (zza) “switchgear” shall denote switches, circuit breakers, cut-outs and other apparatus used for the operation, regulation and control of circuits;
- (zzb) “system” means an electrical system in which all the conductors and apparatus are electrically connected to a common source of electric supply;
- (zzc) “transportable apparatus” means apparatus which is operated in a fixed position but which is so designed as to be capable of being moved readily from one place to another;
- (zzd) “volt” means a unit of potential difference of electro-motive force and is the difference of electric potential which exists between two points of a conductor carrying a constant current of one ampere, when the power dissipated between these points is one watt;
- (zze) “voltage” means the difference of electric potential measured in Volts between any two conductors or between any part of either conductor and the earth as measured by a voltmeter meeting Indian Standards;
- (zzf) “watt” is a unit of active power and “MW” means megawatt and is equal to  $10^6$  watts.
- (zzg) “Designated person” means a person whose name appears in the register maintained under regulation 3(2) by the supplier or consumer, or the owner, agent or manager of a mine, or the agent of any company operating in an oil-field or the owner of a drilled well in an oil field or a contractor.
- (zzh) “Step voltage” means the potential difference between two points on the earth’s surface, separated by distance of one pace, that will be assumed to be one metre in the direction of maximum potential gradient, without touching any grounded object.
- (zzi) “Touch voltage” means the potential difference between a grounded metallic structure and a point on the earth’s surface separated by a distance equal to the normal maximum horizontal reach, approximately one metre.
- (zzj) “Contact potential” means electric potential difference across the junction of two different substances in the absence of electric current.
- (zzk) “Conductor (of an overhead line)” means a wire or combination of wires not insulated from one another, suitable for carrying an electric current.
- (zzl) “Covered conductors” means a conductor surrounded by a covering made of insulating material as protection against accidental contacts with other covered conductors and with grounded parts such as tree branches, etc. In comparison with insulated conductors, this covering has reduced properties, but is sufficient to withstand the phase-to-earth voltage temporarily.
- (zzm) “Modulus of rupture” means stress in a material just before it yields in a flexure test. It is a property of material.
- (zzn) “Areal Bunched Conductor (ABC)” are .....

- (zzo) “Neutral point” common point of a star-connected polyphase system or earthed mid-point of a single-phase system
- (zzp) “Nominal voltage (of an electrical installation)” means value of the voltage by which the electrical installation or part of the electrical installation is designated and identified
- (zzq) ‘Electrical-in-charge’ means a person in charge of the electrical department/section/installation responsible for safe operation and maintenance of all electrical systems and declared competent as per Oil Mines Regulations as amended from time to time
- (2) (i) Words and expressions used and not defined in these regulations but defined in the Act shall have the meanings respectively assigned to them in the Act.
- (ii) term or expression used and not defined in these regulations but defined in the Act, has the meaning assigned to it in the Act.
- (iii) A term or expression used in connection with a particular standard has the meaning used in that standard, unless the term is defined in the Act or these regulations, in which case it has that meaning.
- (iv) A term used in these regulations and not defined in the Act or these regulations, and to which regulation (2) does not apply, has the meaning given (if any), -
- (a) in the NEC; and
- (b) in all other cases, in IEC 60050 (International Electrotechnical Vocabulary).

## Chapter II

### Preliminary

3. **Designating person(s) to operate and carry out the work on electrical lines and apparatus.**- (1) A supplier or a consumer, or the owner, agent or manager of a mine, or the agent of any company operating in an oil-field or the owner of a drilled well in an oil field or a contractor who has entered into a contract with ~~a supplier or a consumer~~ them to carry out duties incidental to the generation, transformation, transmission, conversion, distribution or use of electricity shall designate ~~persons~~ person(s) for the purpose ~~to operate and carry out the work on electrical lines and apparatus~~ of any or all of the followings; namely:-

Regulation 19(3), 19(4), 28(2), 37(i), 39(2), 44(1)(i), 44(2)(xiii), 44(2)(xiv), 64(1), 94(2), 105(2), 105(5), 107(5), 108, 109(8).

(2) The supplier or consumer, or the owner, agent or manager of a mine, or the agent of any company operating in an oil-field or the owner of a drilled well in an oil field or a contractor referred to ~~on~~ in sub-regulation (1) shall maintain a register (in paper or electronic form) wherein the names of the designated ~~persons~~ person(s) and the purpose for which they are ~~engaged~~ designated, shall be entered.

(3) No person shall be designated under sub-regulation (1) unless,-

(i) he possesses a certificate of competency or electrical work permit, issued by the Appropriate Government.

~~(ii) his name is entered in the register referred to in sub-regulation (2).~~

**4. Inspection of designated ~~officers~~ person(s) and other safety measures.-** (1) The register maintained under sub-regulation (2) of regulation 3 shall be produced before the Electrical Inspector when required by him.

(2) If on inspection, the Electrical Inspector finds that the designated person does not comply with sub-regulation (3) of regulation 3, he shall recommend the removal of the name of such persons from the register.

**5. Electrical Safety ~~Officer~~ Officer(s).-** (1) All suppliers of electricity including generating companies, transmission companies and distribution companies shall designate Electrical Safety ~~Officer~~ Officer(s) for ensuring observance of safety measures specified under these regulations in their organisation, for construction, operation and maintenance of power stations, sub-stations, transmission and distribution lines.

(2) The Electrical Safety Officer shall be an Electrical Engineering degree holder with at least five years of experience in operation and maintenance of electrical installations **or an Electrical Engineering diploma holder with at least 10 years of experience in operation and maintenance of electrical installations.**

(3) The Electrical Safety Officer designated under sub-regulation (1), shall carryout periodic tests as per the relevant standards and inspection of such installations for ensuring observance of safety measures specified under these regulations at intervals not exceeding one year, and keep a record thereof in Form I or Form II or Form III, as the case may be, of Schedule IV and test reports, and also keep a register of recommended safety requirements duly acknowledged by the owner with date and compliances thereafter; and such records shall be made available to the Electrical Inspector, as and when required.

(3) The Electrical Safety Officer designated under sub-regulation (1), shall carryout periodic tests as per the relevant standards and inspection of such installations for ensuring observance of safety measures specified under these regulations ~~at intervals not exceeding one year~~ **at least once in a year**, and keep a record thereof in Form I or Form II or Form III, as the case may be, of Schedule IV and test reports, and also keep a register of recommended safety requirements duly acknowledged by the owner with date and compliances thereafter; and such records shall be made available to the Electrical Inspector, as and when required.

(4) For every electrical installation including factory registered under the Factories Act, 1948 (63 of 1948) and mines and oil field as defined in the Mines Act, 1952 (35 of 1952), where more than 250 kW of electrical load is connected, the owner of the installation or the management of the factory or mines, as the case may be, shall designate Electrical Safety Officer having qualification and experience specified in sub-regulation (2), for ensuring the observance of the safety provisions laid under the Act and the regulations made thereunder, who shall carryout recommended periodic tests as per the relevant standards, and inspect such installation ~~at intervals not exceeding one year~~ **at least once in a year**, and keep a record thereof in Form I or Form II or Form III, as the case may be, of Schedule IV to these regulations; testreports and a register of recommendations

in regard with safety duly acknowledged by owner; compliances made thereafter; and such records shall be made available to the Electrical Inspector, as and when required.

**5A. Chartered Electrical Safety Engineer.**-(1)The Appropriate Government may authorise Chartered Electrical Safety Engineers amongst persons having the qualification and experience as specified in sub-regulation (2) of regulation 5 to assist the owner or supplier or consumer of electrical installations for the purpose of self-certification under regulation 30 and regulation 43.

(2) The Appropriate Government shall upload the name of the chartered Electrical Safety Engineer, as soon as a person is authorized as Chartered Electrical Safety Engineer, on the web portal of the Government or Department dealing with matters of inspection of electrical installations for the information of the owner or supplier or consumer.

(3) The Central Electricity Authority shall, within a period of one year, frame and issue the guidelines alongwith the eligibility conditions for authorizing the Chartered Electrical Safety Engineer.

*[Amendment in 5(A) is under process. Status: public comments received]*

**6. Safety measures for operation and maintenance of electric plants.**- (1) Engineers and supervisors engaged or appointed to operate or undertake maintenance of any part or whole of ~~a thermal power generating station and a hydro power plant~~ an electric power plant together with the associated sub-station shall hold degree or diploma in Engineering from a recognized institute or university.

(2) The technicians to assist engineers or supervisors shall possess a certificate in appropriate trade, preferably with a two years course from an Industrial Training Institute recognized by the Central Government or the State Government.

(3) Engineers, supervisors and technicians engaged for operation and maintenance of electric power plants should have successfully undergone the type of training as specified in Schedule-I.

Provided that the existing employees shall have to undergo the training mentioned in sub-regulation (3) within three years from the date of coming into force of these regulations.

(4) The owner of an electric power plant of capacity not exceeding 100 MW may customise the duration and syllabus of the training specified in Schedule-I as per the plant capacity.

(5) The owner of every ~~thermal power generating station and hydro power plant~~ electric power plant together with their associated sub-station shall arrange for training of personnel engaged or appointed ~~in the operation and~~ to operate and undertake maintenance of his ~~generating station~~ electric power plant along with associated sub-station in his own institute or any other institute recognized by the Central Government or the State Government and shall maintain record of the assessment forms of these personnel (in paper or electronic form) issued by the training institute in the format



prescribed in Schedule-I and such records shall be made available to the Electrical Inspector, as and when required.

Provided that separate training shall be given to the persons engaged in operation and maintenance of ~~thermal power stations and hydro power stations~~ thermal, hydro, nuclear and renewable electric plants including associated sub-stations.

**7. Safety measures for operation and maintenance of transmission, distribution systems.-** (1) Engineers or supervisors engaged ~~or appointed in operation and maintenance~~ to operate or undertake maintenance of transmission and distribution systems shall hold degree or diploma in electrical, mechanical, electronics and instrumentation Engineering from a recognized institute or university.

(2) The technicians to assist engineers or supervisors shall possess a certificate in appropriate trade, preferably with a two years course from a Industrial Training Institute recognized by the Central Government or State Government.

(3) Engineers, supervisors and technicians engaged ~~or appointed for operation and maintenance~~ to operate or undertake maintenance of transmission and distribution systems ~~electric plants~~ should have successfully undergone the type of training as specified in Schedule-II.

Provided that the existing employees shall have to undergo the training mentioned in sub-regulation (3) within three years from the date of coming into force of these regulations.

(4) Owner of every transmission or distribution system shall arrange for training of their personnel engaged in the operation and maintenance of transmission and distribution system in his own institute or any other institute recognized by the Central Government or State Government.

(4) Owner of every transmission or distribution system shall arrange for training of their personnel ~~engaged or appointed in the operation and maintenance~~ to operate and undertake maintenance of transmission and distribution system, in his own institute or any other institute recognized by the Central Government or State Government and shall maintain record of the assessment forms of these personnel (in paper or electronic form) issued by the training institute in the format prescribed in Schedule-II and such records shall be made available to the Electrical Inspector, as and when required.

**8. Keeping of records and inspection thereof.-** (1) The generating company or licensee shall maintain records of the maps, plans and sections relating to supply or transmission of electricity and record of consumers and submit the same to the Electrical Inspector for inspection as and when required by him.

(2) The Electrical Inspector shall supply a copy of the report of inspection referred to in sub-regulation (1), to the generating company or licensee, as the case may be.

**9. Deposit of maps. –** When a license has been granted, two sets of maps showing, as regards such licensee, the particulars specified in application for license shall be signed and dated to correspond with the date of notification of the grant of the license by an



officer designated by the Appropriate Commission in this behalf, one set of such maps shall be retained by the said officer and the other one shall be furnished to the licensee.

**10. Deposit of printed copies.**-(1)Every person who is granted a license, shall, within thirty days of the grant thereof, have copies of the license and maps, showing the area of supply as specified in the license to Exhibit ~~the~~ same for public inspection at all reasonable times at his head office, his local offices, if any, and at the office of every local authority within the area of supply.

(2) Every such licensee shall, within the aforesaid period of thirty days, supply free of charge one copy of the license along with the relevant maps to every local authority within the area of supply and shall also make necessary arrangement for the sale of printed copies of the license and maps to all persons applying for the same, at a price to be notified by the Appropriate Government from time to time.

**11. Plan for area of supply to be made and kept open for inspection.**- (1) The licensee shall, after commencing to supply electricity, forthwith cause a plan, to be made in electronic form, of the area of supply, and shall cause to be marked thereon the alignment and in the case of underground works, the approximate depth below the surface of all the existing electric supply lines, street ~~distributing~~ boxes and other works, and shall once in every year cause that plan to be duly corrected so as to show the electric supply lines, street ~~distributing~~ boxes and other works for the time being in position and shall also, if so required by an Electrical Inspector, cause to be made sections showing the approximate level of all his existing underground works other than service lines.

(2) Every plan shall be drawn to such horizontal and vertical scale as the Appropriate Commission may require.

Provided that no scale shall be required unless maps of the locality on that scale are for the time being available to the public.

(3) Every plan and section so made or corrected, or a copy thereof, marked with the date when it was made or corrected, shall be kept by the licensee at his principal office or place of business within the area of supply, and shall at all reasonable times be open to the inspection of all applicants, and copies thereof shall be supplied.

Provided that existing and old plans and sections and underground distribution network shall be converted to electronic form within three years from the date of commencement of these regulations.

(4) ~~Global Positioning System (GPS) mapping or mapping through any other latest technology, of existing and old plans and sections shall be completed within five years from the date of commencement of these regulations and~~ The licensee shall ensure that all new and old plans and sections shall be compatible to the Global Positioning System mapping or mapping through any other latest technology.

(5) The licensee shall, if required by an Electrical Inspector, and, where the licensee is not a local authority, by the local authority, if any, concerned, supply free of charge to such Electrical Inspector or local authority a duplicate copy of every such plan or section or a part of the same duly corrected.

(6) The copies of plans and sections under this regulation shall be supplied by the licensee to every applicant on the payment of such fee as the Appropriate Commission may, by regulation, specify.

## Chapter III

### General safety requirements

**12. General safety requirements pertaining to construction, installation, protection, operation and maintenance of electric supply lines and apparatus.-** (1) All electric supply lines and apparatus shall be of sufficient rating for power, insulation and estimated fault current and of sufficient mechanical strength, for the duty cycle which they may be required to perform under the environmental conditions of installation, and shall be constructed, installed, protected, worked and maintained in such a manner as to ensure safety of human beings, animals and property.

(1-i) Save as otherwise provided in these regulations, the relevant provisions of the CEA (Technical Standards for Construction of Electrical Plants and Electric Lines and Connectivity to the Grid) Regulations, if any, may be followed to carry out the purposes of this regulation and in the event of any inconsistency, the provisions of these regulations shall prevail.

(2) Save as otherwise provided further in these regulations, the relevant Indian Standards or National Electrical Code or International Standard, if any, may be followed to carry out the purposes of this regulation and in the event of any inconsistency, the provisions of these regulations shall prevail.

(3) The material and apparatus used shall conform to the relevant specifications of the Indian Standards or National Electrical Code or International Standards where such specifications have already been laid down.

(4) All electrical equipment shall be installed above the Mean Sea Level (MSL) as declared by local Municipal Authorities and where such equipment is to be installed in the basement, consumer shall ensure that the design of the basement should be such that there is no seepage or leakage or logging of water in the basement and shall ensure compliance of regulation 44(2)(x).

Provided that where such MSL is not declared by the local Municipal Authority, Highest Flood Level (HFL) recorded data by the local authority shall be used for this purpose.

(5) Owner of shall display conspicuously a Single Line Diagram of every electrical installation belonging to him.

**13. Service lines and apparatus on consumer's premises.-** (1) The supplier shall ensure that all electric supply lines, wires, fittings and apparatus belonging to him or under his control, which are on a consumer's premises, are in a safe-condition and in all respects

fit for supplying electricity and the supplier shall take precautions to avoid danger arising on such premises from such supply lines, wires, fittings and apparatus.

(2) Service lines placed by the supplier on the premises of a consumer which are underground or which are accessible shall be so insulated and protected by the supplier as to be secured under all ordinary conditions against electrical, mechanical, chemical or other injury to the insulation.

(3) The consumer shall, as far as circumstances permit, take precautions for the safe custody of the equipment on his premises belonging to the supplier.

~~(4) The consumer shall also ensure that the installation under his control is maintained in a safe condition.~~

**14. Switchgear on consumer's premises.-** (1) The supplier shall provide a suitable switchgear in each conductor of every service line other than an earthed or earthed neutral conductor or the earthed external conductor of a concentric cable within a consumer's premises, in an accessible position and such switchgear shall be contained within an adequately enclosed fireproof receptacle:

Provided that where more than one consumer is supplied through a common service line, each such consumer shall be provided with an independent switchgear at the point of rigid junction to the common service.

(2) Every electric supply line other than the earthed or earthed neutral conductor of any system or the earthed external conductor of a concentric cable shall be protected by a suitable switchgear by its owner.

**15. Identification of earthed and earthed neutral conductors and position of switches and switchgear therein.-** Where the conductors include an earthed conductor of a two-wire system or an earthed neutral conductor of a multi-wire system or a conductor which is to be connected thereto, the following conditions shall be complied with:-

(i) an indication of a permanent nature shall be provided by the owner of the earthed or earthed neutral conductor, or the conductor which is to be connected thereto, to enable such conductor to be distinguished from any live conductor and such indication shall be provided-

(a) where the earthed or earthed neutral conductor is the property of the supplier, at or near the point of commencement of supply;

(b) where a conductor forming part of a consumer's system is to be connected to the supplier's earthed or earthed neutral conductor, at the point where such connection is to be made;

(c) in all other cases, at a point corresponding to the point of commencement of supply or ~~at such other points as may be approved by an Electrical Inspector~~ as per IS 732.

(ii) no cut-out, link, ~~or~~ switch or circuit breaker other than a linked switch arranged to operate simultaneously on the earthed or earthed neutral conductor and live conductors shall be inserted or remain inserted in any earthed or earthed neutral conductor of a two wire-system or in any earthed or earthed neutral conductor of a multi-wire system or in any conductor connected thereto.

Provided that the above requirement shall not apply in case of-

- (a) a link for testing purposes, or
- (b) a switch for use in controlling a generator or transformer.

**16. Earthed terminal on consumer's premises.**-(1) The supplier shall provide and maintain on the consumer's premises for the consumer's use, a suitable earthed terminal in an accessible position at or near the point of commencement of supply.

Provided that in the case of installation of voltage exceeding 250 V the consumer shall, in addition to the aforementioned earthing arrangement, provide his own earthing system with an independent electrode.

Provided further that the supplier may not provide any earthed terminal in the case of installations already connected to his system on or before the date to be specified by the State Government in this behalf if he is satisfied that the consumer's earthing arrangement is efficient.

(2) The consumer shall take all reasonable precautions to prevent mechanical damage to the earthed terminal and its lead belonging to the supplier.

(3) The supplier may recover from the consumer the cost of installation on the basis of schedule of charges published by him in advance and where such schedule of charges is not published, the procedure laid down, in regulation 63 shall apply.

*Explanation.*- For the purposes of sub-regulation (1), the expression "point of commencement of supply of electricity" shall mean the point at the incoming terminal of the switchgear installed by the consumer.

(4) Save as otherwise provided in these regulations, TN system of earthing as per IS 732 shall be followed by the Supplier to carry out the purpose of this regulation.

**17. Accessibility of bare conductors.**- Where bare conductors are used in a building, the owner of such conductors shall,-

- (a) ensure that they are inaccessible;
- (b) provide in readily accessible position switches for rendering them dead whenever necessary; and
- (c) take such other safety measures as are specified in the relevant Indian Standards.

**18. Danger Notices.-** The owner of every installation of voltage exceeding 250 V shall affix permanently in a conspicuous position a danger notice in Hindi or English and the local language of the District, with a sign of skull and bones of a design as per IS -2551 on-

(a) every motor, generator, transformer and other electrical plant and equipment together with apparatus used for controlling or regulating the same;

(b) all supports of overhead lines of voltage exceeding 650 V which can be easily climbed upon without the aid of ladder or special appliances;

(c) luminous tube sign requiring supply, X-ray and similar high frequency installations of voltage exceeding 650 V but not exceeding 33 kV:

Provided that where it is not possible to affix such notices on any generator, motor, transformer or other apparatus, they shall be affixed as near as possible thereto, or the word 'danger' and the voltage of the apparatus concerned shall be permanently painted on it:

Provided further that where the generator, motor, transformer or other apparatus is within an enclosure one notice affixed to the said enclosure shall be sufficient for the purposes of this regulation.

*Explanation-* For the purpose of clause (b) rails, tubular poles, wooden supports, reinforced cement concrete poles without steps, I-sections and channels, shall be deemed as supports which cannot be easily climbed upon

**19. Handling of electric supply lines and apparatus.-**(1) Before any conductor or apparatus is handled, adequate precautions shall be taken, by earthing or other suitable means, to discharge electrically such conductor or apparatus, and any adjacent conductor or apparatus if there is danger therefrom, and to prevent any conductor or apparatus from being accidentally or inadvertently electrically charged when persons are working thereon.

(2) Every person who is working on an electric supply line or apparatus or both shall be provided with personal protective equipments (PPE), tools and devices such as rubber gloves (IS 4770) and ~~rubber~~ safety shoes (IS 15298) suitable for working voltage, safety belts for working at height (IS 3521), nonconductive ladder, earthing devices of appropriate class, helmet (IS 2925), line tester, hand ~~lines~~ lamp, voltage detector and the like for protecting him from mechanical and electrical injury and such PPE, tools and devices shall conform to Indian Standards or International Standards and shall always be maintained in sound and efficient working condition.

(3) No person shall work on any live electric supply line or apparatus and no person shall assist such person on such work, unless he is designated in that behalf under regulation 3(1) or engaged or appointed under regulation 6(1) or regulation 7(1) and takes the safety precautions given in Schedule-III (Part-I).

(3-i) No person shall operate and undertake maintenance work on any part or whole of an electric power plant together with the associated substation or electric supply line or apparatus and no person shall assist such person on such work, unless he is designated in

that behalf under regulation 3(1) or engaged or appointed under regulation 6(1) or regulation 7(1), and takes the safety precautions given in Part-II, Part-III and Part-IV of Schedule-III.

(4) Every telecommunication line on supports carrying a line of voltage exceeding 650 V but not exceeding 33 kV shall, for the purpose of working thereon, be deemed to be a line of voltage exceeding 650 V.

(5) For the safety of operating personnel, All non-current carrying metal parts of switchgear and control panels shall be properly earthed and insulating floors or mat conforming to IS 15652, of appropriate voltage level shall be provided in front and rear of the panels ~~for the safety of operating personnel~~ where such personnel are required to stand to carry out operation, maintenance or testing work.

(6) All panels shall be painted with the description of its identification at front and at the rear.

**20. Supply to vehicles and cranes.-** Every person owning a vehicle, travelling crane, or the like to which electricity is supplied from an external source shall ensure that it is efficiently controlled by a suitable switch enabling all voltage to be cut off in one operation and, where such vehicle, travelling crane or the like runs on metal rails, the owner shall ensure that the rails are electrically continuous and earthed.

**21. Cables for portable or transportable apparatus.-** (1) Flexible cables shall not be used for portable or transportable motors, generators, transformers, rectifiers, electric drills, electric sprayers, welding sets or any other portable or transportable apparatus unless they are heavily insulated and adequately protected from mechanical injury.

(2) Where the protection is by means of metallic covering, the covering shall be in metallic connection with the frame of any such apparatus and earthed.

(3) The cables shall be three core type and four core type for portable and transportable apparatus working on single phase and three phase supply respectively and the wire meant to be used for ground connection shall be easily identifiable.

**22. Cables protected by bituminous materials.-** (1) Where the supplier or the owner has brought into use an electric supply line, other than an overhead line, which is not completely enclosed in a continuous metallic covering connected with earth and is insulated or protected *in situ* by composition or material of a bituminous character,-

(i) any pipe, conduit, or the like into which such electric supply line may have been drawn or placed shall, unless other arrangements are approved by the Electrical Inspector in any particular case, be effectively sealed at its point of entry into any street box so as to prevent any flow of gas to or from the street box, and;

(ii) such electric supply line shall be periodically inspected and tested where accessible, and the result of each such inspection and test shall be duly recorded by the supplier or the owner.

(2) The supplier or the owner after the coming into force of these regulations, shall not bring into use any further electric supply line as aforesaid which is insulated or protected *in situ* by any composition or material known to be liable to produce noxious or explosive gases on excessive heating.

**23. Street boxes.-** (1) Street boxes shall not contain gas pipes, and precautions shall be taken to prevent, as far as reasonably possible, any influx of water or gas.

(2) Where electric supply lines forming part of different systems pass through the same street box, they shall be readily distinguishable from one another and all electric supply lines of voltage exceeding 650 V at or in street boxes shall be adequately supported and protected so as to prevent risk of damage to or danger from adjacent electric supply lines.

(3) All street boxes shall be regularly inspected for the purpose of detecting the presence of gas and if any influx or accumulation is discovered, the owner shall give immediate notice to any authority or company who have gas mains in the neighborhood of the street box and in cases where a street box is large enough to admit the entrance of a person after the electric supply lines or apparatus therein have been placed in position, ample provision shall be made-

- (i) to ensure that any gas which may by accident have obtained access to the box shall escape before a person is allowed to enter; and
- (ii) for the prevention of danger from sparking.

(4) The owners of all street boxes ~~or pillars~~ containing circuits or apparatus shall ensure that their covers and doors are kept closed and locked and are so provided that they can be opened only by means of a key or a special appliance.

**24. Distinction of different circuits.-**The owner of every generating station, sub-station, junction-box or pillar in which there are any circuits or apparatus, whether intended for operation at different voltages or at the same voltage, shall ensure by means of indication of a permanent nature that the respective circuits are readily distinguishable from one another.

**25. Distinction of the installations having more than one feed.-** The owner of every installation including sub-station, double pole structure, four pole structure or any other structure having more than one feed, shall ensure by means of indication of a permanent nature, that the installation is readily distinguishable from other installations

**26. Accidental charging.-** (1) The owners of all circuits and apparatus shall so arrange them that there shall be no danger of any part thereof becoming accidentally charged to any voltage beyond the limits of voltage for which they are intended.

(2) Where alternating current and direct current circuits are installed on the same box or support, they shall be so arranged and protected that they shall not come into contact with each other when live.

**27. Provisions applicable to protective equipment.-** (1) Fire buckets filled with clean dry sand and ready for immediate use for extinguishing fires, in addition to fire extinguishers



suitable for dealing with fires, shall be conspicuously marked and kept in all generating stations, enclosed sub-stations and enclosed switching-stations in convenient location.

(2) The fire extinguishers shall be inspected, tested and maintained for satisfactory operation as per ~~relevant Indian Standard~~ IS 2190 and record of such tests shall be maintained.

(3) Sufficient number of first-aid boxes or cupboards conspicuously marked and equipped with such contents as the State Government may specify or as per IS 13115, shall be provided and maintained at appropriate locations in every generating station, enclosed sub-station, enclosed switching station and in vehicles used for maintenance of lines so as to be readily available and accessible ~~during all working hours at all time~~ and all such boxes and cupboards shall, except in the case of unattended sub-stations and switching stations, be kept in charge of responsible persons who are trained in first-aid treatment and one of such persons shall be available during working hours.

(4) Two or more gas masks shall be provided conspicuously and installed and maintained at accessible places in every generating station with capacity of 5 MW and above and enclosed sub-station with transformation capacity of 5 MVA and above for use in the event of fire or smoke:

Provided that where more than one generator with capacity of 5 MW and above is installed in a power station, each generator shall be provided with at least two separate gas masks in an accessible and conspicuous place.

~~Provided further that adequate number of gas masks shall be provided by the owner at every generating station and enclosed sub-station with capacity less than 5 MW and 5 MVA respectively.~~

(5) In every manned generating station, sub-station or switching station of voltage exceeding 650 V, an artificial respirator shall be provided and kept in good working condition.

(6) The locations of fire extinguishers and first-aid boxes, gas masks and artificial respirator shall be displayed in the control room and operator cabin.

(7) Address and telephone number of the nearest Doctor, hospital with a facility for first-aid treatment for electric shock and burns, ambulance service shall be prominently displayed near the electric shock treatment chart in control room and operator cabin.

**28. Display of instructions for resuscitation of persons suffering from electric shock.-**

(1) Instructions, in English or Hindi and the local language of the District and where Hindi is the local language, in English and Hindi for the resuscitation of persons suffering from electric shock, shall be affixed by the owner in a conspicuous place in every generating station, enclosed sub-station, enclosed switching station, mines and in every factory as defined in clause (m) of section 2 of the Factory Act, 1948 (63 of 1948) in which electricity is used and in such other premises where electricity is used as the Electrical Inspector may, by notice in writing served on the owner, direct.

(2) The owner of every generating station, enclosed sub-station, enclosed switching station and every factory or other premises to which these regulations apply, shall ensure

that all designated persons employed by him are acquainted with and are competent to apply the instructions referred to in sub-regulation (1).

~~(3) In every manned generating station, sub-station or switching station of voltage exceeding 650 V, an artificial respirator shall be provided and kept in good working condition.~~

- 29. Precautions to be adopted by consumers, owners, occupiers, electrical contractors, electrical workmen and suppliers.-** (1) No electrical installation work, including additions, alterations, repairs and adjustments to existing installations, except such replacement of lamps, fans, fuses, switches, domestic appliances of voltage not exceeding 250V and fittings as in no way alters its capacity or character, shall be carried out upon the premises of or on behalf of any consumer, supplier, owner or occupier for the purpose of supply to such consumer, supplier, owner or occupier except by an electrical contractor licensed in this behalf by the State Government and under the direct supervision of a person holding a certificate of competency and by a person holding a permit issued or recognised by the State Government.

Provided that in the case of works executed for or on behalf of the Central Government and in the case of installations in mines, oil fields and railways, the Central Government and in other cases the State Government, may, by notification in the Official Gazette, exempt on such conditions as it may impose, any such work described therein either generally or in the case of any specified class of consumers, suppliers, owners or occupiers.

(2) No electrical installation work which has been carried out in contravention of sub-regulation (1) shall either be energised or connected to the works of any supplier.

- 30. Periodical inspection and testing of installations.-** (1) Where an installation is already connected to the supply system of the supplier or trader, every such installation shall be periodically inspected and tested at intervals not exceeding five years either by the Electrical Inspector or by the supplier as may be directed by the State Government in this behalf or in the case of installations belonging to, or under the control of the Central Government, and in the case of installation in mines, oilfields and railways, by the Central Government.

~~(2) The periodical inspection and testing of installation of voltage equal to or below the notified voltage belonging to the supplier or consumer shall be carried out by the supplier or owner or consumer and shall be self-certified.~~

(2) The periodical inspection and testing of installation of voltage equal to or below the notified voltage belonging to the owner or supplier or consumer, as the case may be, shall be carried out by the owner or supplier or consumer and shall be self-certified for ensuring observance of safety measures specified under these regulations and the owner or supplier or consumer, as the case may be, shall submit the report of self-certification in the Form-I or Form-II or Form-III, as the case may be, of Schedule-IV to the Electrical Inspector.

Provided that the owner or supplier or consumer has the option to get his installation inspected and tested by the Electrical Inspector of the Appropriate Government.

Provided further that every electrical installation covered under section 54 of the Act including every electrical installations of mines, oil fields and railways shall be periodically inspected and tested by the Electrical Inspector of the Appropriate Government.

30 (2a) The Electrical Inspector shall, on receipt of the report of self-certification of electrical installation referred in sub-Regulation (2), accept the report submitted by the owner or supplier or consumer, as the case may be, and record variation, if any, in accordance with these Regulations.

30 (2b) The Electrical Inspector in case of variations, which require rectification, direct the owner or supplier or consumer to rectify the same within a period of 30 days.

30 (2c) The Electrical Inspector shall, in case of recording of variations, inspect the electrical installation within a period of one year from the date of submission of self-certification report after recording the justification for such inspection and submission of a copy of the reasons to the Appropriate Government and the owner or supplier or consumer of the installation.

(3) The periodical inspection and testing of installations of voltage above the notified voltage belonging to the supplier or consumer shall be carried out by the Electrical Inspector.

~~Provided that the supplier or owner or consumer has the option to get his installation inspected and tested by the Electrical Inspector of the Appropriate Government:~~

~~Provided further that the every electrical installation of mines, oil fields and railways shall be periodically inspected and tested by the Electrical Inspector of the Appropriate Government.~~

*[Amendment in 30(2) & (3) is under process. Status: public comments received]*

(4) Where the supplier is directed by the Central Government or the State Government, as the case may be, to inspect and test the installation, such supplier shall report on the condition of the installation to the consumer concerned in the Forms I, II and III as specified in Schedule-IV and shall submit a copy of such report to the Electrical Inspector.

(5) The Electrical Inspector may, on receipt of such report, accept the report submitted by the supplier or record variations as the circumstances of each case may require and may recommend that the defects may be rectified as per report.

(6) In the event of the failure of the owner of any installation to rectify the defects in his installation pointed out by the Electrical Inspector in his report and within the time indicated therein, such installation shall be liable to be disconnected under the directions of the Electrical Inspector after serving the owner of such installation with a notice for a period not less than forty eight hours:

Provided that the installation shall not be disconnected in case an appeal is made under sub section (2) of section 162 of the Act and the appellate authority has stayed the orders of disconnection.

(7) It shall be the responsibility of the owner of all installations to maintain and operate the installations in a condition free from danger and as recommended by the manufacturer or by the relevant codes of practice of the Bureau of Indian Standards.

**31. Testing of consumer's installation.-** (1) Upon receipt of an application for a new or additional supply of electricity and before ~~connecting the supply or reconnecting the same after~~ commencement of supply or recommencement of supply after the supply has been disconnected for a period of six months, the supplier (electrical power supplying company) shall either test the installation himself or accept the test results submitted by the consumer when same has been duly signed by the licensed electrical contractor for upto voltage of 650V, and above 650V the same shall be tested & signed by the Government authorized or NABL Accredited Electrical Testing Laboratory.

(2) The supplier shall maintain a record of test results obtained at each supply point to a consumer, in a Schedule-V.

(3) If as a result of such inspection and test, the supplier is satisfied that the installation is likely to be dangerous, he shall serve on the applicant a notice in writing requiring him to make such modifications as are necessary to render the installation safe and may refuse to connect or reconnect the supply until the required modifications have been completed.

**32. Installation and testing of generating units.-** The capacity above which generating units including generating units producing electricity from renewable sources of energy will be required to be inspected by the Electrical Inspector before commissioning, shall be as per the notification issued by the Appropriate Government under the sub-section (1) of section 162 of the Act.

## Chapter IV

### General conditions relating to supply and use of electricity

**33. Precautions against leakage before connection.-**(1) The supplier shall not connect with his works the installation or apparatus on the premises of any applicant for supply unless he is reasonably satisfied that the connection will not at the time of making the connection cause a leakage from that installation or apparatus of a magnitude detrimental to

**safety** which shall be checked by measuring the installation or apparatus insulation resistance as under,-

- (i) all **equipments apparatus** shall have the insulation resistance (IR) value as stipulated in the relevant Indian Standards;
- (ii) on application of 500 V DC between each **live** conductor **to be charged** and earth for a period of one minute the insulation resistance of installation and **equipments apparatus** of voltage not exceeding 650 V shall be at least 1 MEGA OHM or as specified in the relevant Indian Standard;
- (iii) on application of 2.5 kV DC between each **live** conductor **to be charged** and earth for a period of one minute, the insulation resistance of installation and **equipments apparatus** of voltage exceeding 650 V but not exceeding 33 kV shall be at least 5 MEGA OHM or as specified in the relevant Indian Standard.
- (iv) on application of 5 kV or 10 kV DC between each **live** conductor **to be charged** and earth for a period of one minute, the insulation resistance of installation and **equipments apparatus** of voltage exceeding 33 kV shall be at least 500 MEGA OHM or as specified in the relevant Indian Standard.
- (v) on application of 5 kV or 10 kV DC between pin and cap of clean and dry insulator for a period of one minute, the insulation resistance of installation shall be at least 2000 MEGA OHM or as specified in the relevant Indian Standard.
- (vi) for rotating machinery minimum insulation resistance at 40 degree centigrade shall be  $(n+1)$  MEGA OHM, where n is the operating voltage in kV;
- (v) Test voltage for IR measurement shall be as follows:
  - a) 500 V DC for installation and **apparatus** of voltage not exceeding 650 V;
  - b) 2.5 kV DC for installation and **apparatus** of voltage exceeding 650 V but not exceeding 33 kV;
  - c) 5 kV or 10 kV DC for installation and **apparatus** of voltage exceeding 33 kV;

(2) If the supplier declines to make a connection under the provisions of sub-regulation (1) he shall convey to the applicant the reasons **thereof** in writing for so declining.

**34. Leakage on consumer's premises.**-(1) If the Electrical Inspector or the supplier has reasons to believe that there is leakage in the system of a consumer which is likely to affect injuriously the use of electricity by the supplier or by other persons, or which is likely to cause danger, he may give the consumer notice in writing that he desires to inspect and test the consumer's installation.

(2) If on such notice being given the consumer does not give all reasonable facilities for inspection and testing of his installation, or when an insulation resistance of the consumer's installation is so low as to prevent safe use of electricity, the supplier may, and if directed so to do by the Electrical Inspector shall discontinue the supply of electricity to the installation but only after giving to the consumer forty eight hours notice in writing of disconnection of supply and shall not recommence the supply until he or the Electrical Inspector is satisfied that the cause of the leakage has been removed.

**35. Supply and use of electricity.-** (1)The electricity shall not be supplied, transformed, converted, inverted or used or continued to be supplied, transformed, converted, inverted or used unless the conditions contained in sub-regulations (2) to (8) are complied with.

(2) The following controls of requisite capacity to carry and break the current shall be placed as near as possible after the point of commencement of supply so as to be readily accessible and capable of being easily operated to completely isolate the supply to the installation, such equipment being in addition to any equipment installed for controlling individual circuits or apparatus, namely:-

(i) a linked switch with fuse or a circuit breaker by consumers of voltage which does not exceed 650 V;

(ii) a linked switch with fuse or a circuit breaker by a consumer of voltage exceeding 650V but not exceeding 33 kV having aggregate installed transformer or apparatus capacity up to ~~1000 KVA~~ 500 kVA to be supplied at voltage upto 11 kV and ~~2500 KVA~~ 1250 kVA at higher voltages (above 11 kV and not exceeding 33 kV);

(iii) a circuit breaker by consumers at voltage exceeding 650 V but not exceeding 33 kV having an aggregate installed transformer ~~and~~ or apparatus capacity above ~~1000 KVA~~ 500 kVA to be supplied at voltage upto 11 kV and ~~2500 KVA~~ 1250 kVA at higher voltages (above 11 kV and not exceeding 33 kV);

~~(iv) a circuit breaker by a consumer of voltage exceeding 33 kV.~~

~~—Provided that where the point of commencement of supply and the consumer apparatus are near each other, one linked switch with fuse or circuit breaker near the point of commencement of supply shall be considered sufficient.~~

(iv) a circuit breaker by a consumer of voltage exceeding 33 kV:

Provided that where the point of commencement of supply and the consumer apparatus are separated by a distance less than 100 metre, one linked switch with fuse(s) or circuit breaker near the point of commencement of supply as required by this clause shall be considered sufficient.

(3) In case of every transformer the following shall be provided; namely:-

(i) on primary side for transformers a linked switch with fuse or circuit breaker of adequate capacity:

Provided that the linked switch with fuse or circuit breaker on the primary side of the transformer may be of such capacity as to carry the full load current and to break only the magnetising current of the transformer:

Provided further that for all transformers:

(a) having a capacity of 5000 KVA and above installed before the year 2000; and

(b) having a capacity 1000 KVA and above installed in or after the year 2000, a circuit breaker shall be provided:

Provided also that the linked switch with fuse or circuit breaker on the primary side of the transformer shall not be required for the unit auxiliary transformer and generator transformer;

(ii) in respect of all transformers installed in or after the year 2000, on the secondary side of all transformers a circuit breaker of adequate rating shall be installed:

Provided that for suppliers' transformers of capacity below 1000 KVA, a linked switch with fuse or circuit breaker of adequate rating shall be installed on secondary side.

(4) Except in the case of composite control gear designed as a unit each distinct circuit is to be protected against excess energy by means of suitable cut-out or a circuit breaker of adequate breaking capacity suitably located and so constructed as to prevent danger from overheating, arcing or scattering of hot metal when it comes into operation and to permit for ready renewal of the fusible metal of the cut-out without danger.

(5) The supply of electricity to each motor or a group of motors or other apparatus meant for operating one particular machine shall be controlled by a suitable linked switch or a circuit breaker or an emergency tripping device with manual reset of requisite capacity placed in such a position as to be adjacent to the motor or a group of motors or other apparatus readily accessible to and easily operated by the person incharge and so connected in the circuit that by its means all supply of electricity can be cut off from the motor or group of motors or apparatus from any regulating switch, resistance of other device associated therewith.

(6) All insulating materials shall be chosen with special regard to the circumstances of their proposed use and their mechanical strength shall be sufficient for their purpose and so far as is practicable of such a character or so protected as to maintain adequately their insulating property under all working conditions in respect of temperature and moisture;  
~~and~~

(7) Adequate precautions shall be taken to ensure that no live parts are so exposed as to cause danger.

(8) Every consumer shall use all reasonable means to ensure that where electricity is supplied by a supplier no person other than the supplier shall interfere with service lines and apparatus placed by the supplier on the premises of the consumer.

**36. Provisions for supply and use of electricity in multi-storeyed building more than 15 metres in height.-** (1) The connected load and voltage of supply above which inspection is to be carried out by an Electrical Inspector for a multi-storeyed building of more than fifteen meters height shall be notified by the Appropriate Government.



(2) Before making an application for commencement of supply or recommencement of supply after an installation has been disconnected for a period of six months or more, the owner or occupier of a multi-storeyed building shall give not less than thirty days notice in writing to the Electrical Inspector specify therein the particulars of installation and the supply of electricity shall not be commenced or recommenced within this period, without the approval in writing of the Electrical Inspector.

(3) The supplier or owner of the installation shall provide at the point of commencement of supply a suitable isolating device with cut-out or breaker to operate on all phases except neutral in the 3-phase, 4-wire circuit and fixed in a conspicuous position at not more than 1.70 metres above the ground so as to completely isolate the supply to the building in case of emergency.

(4) The owner or occupier of a multi-storeyed building shall ensure that electrical installations and works inside the building are carried out and maintained in such a manner as to prevent danger due to shock and fire hazards, and the installation is carried out in accordance with the relevant codes of practice.

(5) No other service pipes and cables shall be taken along the ducts provided for laying power cables and all ducts provided for power cables and other services shall be provided with fire barrier at each floor crossing.

(6) Only FRLSH power cables shall be used:

Provided that where height of the building is 30 metre or more, distribution of electricity to the floors shall be done using rising mains or busbartrunking system.

(7) Lightning protection of the building shall be as per IS/IEC 62305-1/2/3/4.

**37. Conditions applicable to installations of voltage exceeding 250 Volts.-** The following conditions shall be complied with where electricity of voltage above 250 V is supplied, converted, transformed or used; namely:-

(i) all conductors, other than those of overhead lines, shall be completely enclosed in mechanically strong metal casing or metallic covering which is electrically and mechanically continuous and adequately protected against mechanical damage unless the said conductors are accessible only to ~~an~~ a designated person or are installed and protected so as to prevent danger:

Provided that non-metallic conduits conforming to the relevant Indian Standard Specifications may be used for installations of voltage not exceeding 650 V;

(ii) all metal works, enclosing, supporting or associated with the installation, other than that designed to serve as a conductor shall be connected with an earthing system as per standards laid down in the Indian Standards in this regard and the provisions of regulation 41.

(iii) Every switchboard shall comply with the following,-

(a) a clear space of not less than one metre in width shall be provided in front of the switchboard;

(b) if there are any attachments or bare connections at the back of the switchboard, the space, if any, behind the switchboard shall be either less than twenty centimetres or more than seventy five centimetres in width, measured from the farthest protruding part of any attachment or conductor;

(c) if the space behind the switchboard exceeds seventy five centimetres in width, there shall be a passage way from either end of the switchboard, clear to a height of 1.8 metres.

(iv) In case of installations provided in premises where inflammable materials including gases and chemicals are produced, handled or stored, the electrical installations, equipment and apparatus shall comply with the requirements of flame proof, dust tight, totally enclosed or any other suitable type of electrical fittings depending upon the hazardous zones as per the relevant Indian Standard Specifications.

(v) Where an application has been made to a supplier for supply of electricity to any installation, he shall not commence the supply or where the supply has been discontinued for a period of six months and above, recommence the supply unless the consumer has complied with, in all respects the conditions of supply set out in these regulations.

(vi) Where a supplier proposes to supply or use electricity at or to recommence supply of voltage exceeding 250 V but not exceeding 650 V after it has been discontinued for a period of six months, he shall, before connecting or reconnecting the supply, give notice in writing of such intention to the Electrical Inspector.

(vii) If at any time after connecting the supply, the supplier is satisfied that any provision of these regulations are not being observed he shall give notice of the same in writing to the consumer and the Electrical Inspector, specifying how the provisions have not been observed and to rectify such defects in a reasonable time and if the consumer fails to rectify such defects pointed out, he may discontinue the supply after giving the consumer a reasonable opportunity of being heard and recording reasons in writing and the supply shall be discontinued only on written orders of an officer duly notified by the supplier in this behalf and shall be restored with all possible speed after such defects are rectified by the consumer to the satisfaction of the supplier.

**38. Appeal to Electrical Inspector in regard to defects.-** (1) If any applicant for a supply or a consumer is dissatisfied with the action of the supplier in declining to commence, to continue or to recommence the supply of electricity to his premises on the grounds that the installation is defective or is likely to be dangerous, he may appeal to the Electrical Inspector to test the installation and the supplier shall not, if the Electrical Inspector intimates that the installation is free from the defect or danger complained of, refuse supply to the consumer on the grounds aforesaid, and shall, within twenty four hours after the receipt of such intimation from the Electrical Inspector, commence, continue or recommence the supply of electricity.

(2) Any test for which application has been made under sub regulation (1), shall be carried out within seven days after the receipt of such application.

**39. Precautions against failure of supply and notice of failures.-** (1) The layout of the electric supply lines of the supplier for the supply of electricity throughout his area of supply shall under normal working conditions be sectionalised and so arranged, and provided with switchgear or circuit-breakers, so located, as to restrict within reasonable limits the extent of the portion of the system affected by any failure of supply.

(2) The supplier shall take all reasonable precautions to avoid any accidental interruptions of supply, and also to avoid danger to the public or to any employee or designated person when engaged on any operation during and in connection with the installation, extension, replacement, repair and maintenance of any works.

(3) The supplier shall send to the Electrical Inspector a notice of failure of supply of such kind as the Electrical Inspector may from time to time require to be notified to him, and such notice shall be sent by the earliest mode of communication after the failure occurs or after the failure becomes known to the supplier and shall be in the Form given in Schedule-VI.

(4) For the purpose of testing or for any other purpose connected with the efficient working of the supplier's installations, the supply of electricity may be discontinued by the supplier for such period as may be necessary, subject to not less than twenty four hours notice being given by the supplier to all consumers likely to be affected by such discontinuance:

Provided that no such notice shall be given in cases of emergency.

## **Chapter V**

### **Safety provisions for electrical installations and apparatus of voltage not exceeding 650 volts :**

**40. Test for resistance of insulation.-** (1) Where any electric supply line for use at voltages not exceeding 650 V has been disconnected from a system for the purpose of addition, alteration or repair, such electric supply line shall not be reconnected to the system until the supplier or the owner has applied the test prescribed under regulation 33.

~~(2) The provision under sub-regulation (1) shall not apply to overhead lines except overhead insulated cables, unless the Electrical Inspector otherwise directs in any particular case.~~

**41. Connection with earth.-** The following conditions shall apply to the connection with earth of systems at voltage normally exceeding ~~125 V~~ 48 V but not exceeding 650 V, namely:-

(i) neutral conductor of a 3-phase, 4-wire system and the middle conductor of a 2-phase, 3-wire system shall be earthed by not less than two separate and distinct connections with a minimum of two different earth electrodes or such large number as may be necessary to bring the earth resistance to a ~~satisfactory~~ value as per IS: 3043 both at the generating station and at the sub-station.

(ii) the earth electrodes so provided, shall be inter-connected to reduce earth resistance.

(iii) neutral conductor shall also be earthed at one or more points along the distribution system or service line in addition to any connection with earth which may be at the consumer's premises.

(iv) in the case of a system comprising electric supply lines having concentric cables, the external conductor of such cables shall be earthed by two separate and distinct connections with earth.

(v) the connection with earth may include a link by means of which the connection may be temporarily interrupted for the purpose of testing or for locating a fault.

(vi) in a direct current three wire system, the middle conductor shall be earthed at the generating station only, and the current from the middle conductor to earth shall be continuously recorded by means of a recording ammeter, and if at any time the current exceeds one-thousandth part of the maximum supply current, immediate steps shall be taken to improve the insulation of the system.

(vii) where the middle conductor is earthed by means of a circuit breaker with a resistance connected in parallel, the resistance shall not exceed ten ohms and on the opening of the circuit breaker, immediate steps shall be taken to improve the insulation of the system, and the circuit breaker shall be reclosed as soon as possible.

(viii) the resistance shall be used only as a protection for the ammeter in case of earths on the system and until such earths are removed and immediate steps shall be taken to locate and remove the earth.

(ix) in the case of an alternating current system, there shall not be inserted in the connection with earth any impedance, other than that required solely for the operation of switchgear or instruments, cut-out or circuit breaker, and the result of any test made to ascertain whether the current, if any, passing through the connection with earth is normal, shall be duly recorded by the supplier.

(x) no person shall make connection with earth by the aid of, nor shall he keep it in contact with, any water mains. ~~not belonging to him except with the consent of the owner thereof and of the Electrical Inspector.~~

(xi) alternating current systems which are connected with earth as aforesaid shall be electrically interconnected:

Provided that each connection with earth is bonded to the metal sheathing and metallic armouring, if any, of the electric supply lines concerned.

(xii) the frame of every generator, stationary motor, portable motor, and the metallic parts, not intended as conductors, of ~~all~~ transformers and any other apparatus used for regulating or controlling electricity, and all electricity consuming apparatus, of voltage exceeding 250 V but not exceeding 650 V shall be earthed by the owner by two separate and distinct connections with earth ~~as per IS: 3043.~~

(xiii) neutral point of every generator and transformer shall be earthed by connecting it to the earthing system by not less than two separate and distinct connections ~~and the connections shall be taken directly to ground electrodes without touching the frame.~~

(xiv) all metal casing or metallic coverings containing or protecting any electric supply line or apparatus shall be connected with earth and shall be so joined and connected across all junction boxes and other openings as to make good mechanical and electrical connection throughout their whole length:

Provided that conditions mentioned in this regulation shall not apply, where the supply voltage does not exceed 250 V and the apparatus consists of wall tubes or brackets, electroliers, switches, ceiling fans or other fittings, other than portable hand lamps and portable and transportable apparatus, unless provided with earth terminal and to class-II apparatus and appliances:

Provided further that where the supply voltage is not exceeding 250 V and where the installations are either new or renovated, all plug sockets shall be of the three pin type, and the third pin shall be permanently and efficiently earthed.

(xv) All earthing systems shall, -

(a) consist of equipotential bonding conductors capable of carrying the prospective earth fault current and a group of pipes, rods and plate electrodes for dissipating the current to the general mass of earth without exceeding the allowable temperature limits as per ~~relevant Indian Standards~~ IS: 3043 in order to maintain all non-current carrying metal works reasonably at earth potential and to avoid dangerous contact potentials being developed on such metal works;

(b) limit earth resistance sufficiently low to permit adequate fault current for the operation of protective devices in time and to reduce neutral shifting;

(c) be mechanically strong, withstand corrosion and retain electrical continuity during the life of the installation and all earthing systems shall be tested to ensure efficient earthing, before the electric supply lines or apparatus are energised.

(xvi) all earthing systems belonging to the supplier shall in addition, be tested for resistance on dry day during the dry season ~~not less than once every two years~~ at least once a year.

(xvii) a record of every earth test made and the result thereof shall be kept by the supplier for a period of not less than two years after the day of testing and shall be available to the Electrical Inspector when required.

*Explanation:-* The expression “Class-II apparatus and appliance” shall have the same meaning as is assigned to it in the ~~relevant Indian Standards~~ IS: 302 (Part-1).

**42. Earth leakage protective device.** - The supply of electricity to every electrical installation other than voltage not exceeding 250 V, below ~~2 kW~~ 1 kW and those installations of voltage not exceeding 250V, which do not attract provisions of section 54 of the Act, shall be controlled by an earth leakage protective device whose maximum earth leakage threshold for tripping should not exceed 30 milliamps for domestic connections and 100 milliamps for all other installations, so as to disconnect the supply instantly on the occurrence of earth fault or leakage of current:

Provided that such earth leakage protective device shall not be required for overhead supply lines having protective devices which are effectively bonded to the neutral of supply transformers and conforming to regulation 73.

## Chapter VI

### Safety provisions for electrical installations and apparatus of voltage exceeding 650 volts

**43. Approval by Electrical Inspector and self-certification.** – (1) Every electrical installation of notified voltage and below shall be inspected, tested and shall be self-certified by the owner ~~or supplier or consumer, as the case may be,~~ of the installation before commencement of supply or recommencement after shutdown for six months and above for ensuring observance of safety measures specified under these regulations and such owner ~~or supplier or consumer~~ shall submit the report of self-certification in the ~~Form-I or Form-II or Form-III, as the case may be,~~ of Schedule-IV to the Electrical Inspector.

Provided that the owner or supplier or consumer has the option to get his installation inspected and tested by the Electrical Inspector of the Appropriate Government.

Provided further that every electrical installation covered under section 54 of the Act including every electrical installations of mines, oil fields and railways shall be inspected and tested by the Electrical Inspector of the Appropriate Government as specified in sub-regulation (3).

(2) The voltage above which inspection and testing of electrical installations including installations of supplier or consumer shall be carried out by the Electrical Inspector shall be notified by the Appropriate Government.

(3) Every electrical installation of voltage above the notified voltage and all the apparatus of the generating stations and above the capacity specified under regulation 32, shall be required to be inspected and tested by the Electrical Inspector before commencement of supply or recommencement after shutdown for six months and above for ensuring observance of safety measures specified under these regulations:

~~Provided that the owner or supplier or consumer has the option to get his installation inspected and tested by the Electrical Inspector of the Appropriate Government.~~

~~(4) The Electrical Inspector may, on receipt of self certification report referred to in sub-regulation (1), accept the report submitted by the supplier or owner and record variations as the circumstances of each case may require and may recommend that the defects may be rectified as recommended:~~

~~Provided further that every electrical installation covered under section 54 of the Act including every electrical installations of mines, oil fields and railways shall be inspected and tested by the Electrical Inspector of the Appropriate Government as specified in sub-regulation (3).~~

(4) The Electrical Inspector shall, on receipt of the report of self-certification of electrical installation referred in sub-Regulation (1), accept the report submitted by the owner or supplier or consumer , as the case may be, and record variation, if any, in accordance with these Regulations.

(4-i) The Electrical Inspector in case of variations which require rectification, direct the owner or supplier or consumer to rectify the same within a period of 30 days from the date of recording of the variations.

(4-ii) The Electrical Inspector shall, in case of recording of variations, inspect the electrical installation within a period of one year from the date of submission of self-certification report after recording the justification for such inspection and submission of a copy of the justification to the Appropriate Government and the owner or supplier or consumer of the installation.

(5) Before making an application to the Electrical Inspector for permission to commence or recommence supply in installations above the notified voltage after an installation has been disconnected for six months, the supplier shall ensure that electric supply lines or apparatus of more than notified voltage belonging to him are placed in position, properly joined, and duly



completed and examined, and the supply of electricity shall not be commenced by the supplier for installations of voltage needing inspection under these regulations unless the provisions of regulations 12 to 29, regulations 33 to 35, regulations 44 to 51 and regulations 55 to 77 have been complied with and the approval in writing of the Electrical Inspector has been obtained by him:

Provided that the supplier may energise the aforesaid electric supply lines or apparatus for the purpose of tests specified in regulation 46 and after successful testing, the owner may energise the section of a line to prevent theft of conductors or towers, subject to compliance of all the provisions of these regulations.

(6) The owner of any installations of voltage above the notified voltage shall, before making application to the Electrical Inspector for approval of his installation or additions thereto, test every circuit or additions thereto, other than an overhead line, and satisfy himself that they withstand the application of the testing voltage set out in sub-regulation (1) of regulation 46 and shall duly record the results of such tests and forward them to the Electrical Inspector:

Provided that an Electrical Inspector may direct such owner to carry out such tests as he deems necessary or accept the certified tests of the manufacturer in respect of any particular apparatus in place of the tests required by this regulation.

(7) The owner of any installation who makes any addition or alteration to his installation shall not connect to the supply his apparatus or electric supply lines, comprising the said alterations or additions, unless and until such alteration or addition has been approved in writing by the Electrical Inspector or self-certified by the owner of the installation, as the case may be.

*[Amendment in 43(1), (3) & (4) is under process. Status: public comments received]*

**44. Use of electricity at voltage exceeding notified voltage.-** (1) The Electrical Inspector shall not authorise the supplier to commence supply or where the supply has been discontinued for a period of six months and above, to recommence the supply at voltage exceeding notified voltage to any consumer unless--

(a) all conductors and apparatus situated on the premises of the consumer are so placed as to be inaccessible except to ~~a designated person~~ the person(s) designated under regulation 3(1) or engaged or appointed under regulation 6(1) or regulation 7(1) and all operations in connection with the said conductors and apparatus are carried out by ~~a designated person~~ the person(s) designated under regulation 3(1) or engaged or appointed under regulation 6(1) or regulation 7(1);

(b) the consumer has provided and agrees to maintain a separate building or a locked weather proof and fire proof enclosure of agreed design and location, to which the supplier at all times shall have access for the purpose of housing his apparatus and metering equipment, or where the provision for a separate building or enclosure is impracticable, the consumer has segregated the aforesaid apparatus of the supplier from any other part of his own apparatus:

Provided that such segregation shall be by the provision of fire proof walls, if the Electrical Inspector considers it to be necessary:

Provided further that in the case of an outdoor installation the consumer shall suitably segregate the aforesaid apparatus belonging to the supplier from his own;

(c) all pole type sub-stations are constructed and maintained in accordance with regulation 50..

(2) The owner shall observe the following conditions, where electricity at voltage exceeding 650 V is supplied, converted, transformed or used,-

(i) he shall maintain safety clearances for electrical apparatus as per ~~Bureau of~~ Indian Standard specification so that sufficient space is available for easy operation and maintenance without any hazard to the operating and maintenance personnel working near the equipment and for ensuring adequate ventilation;

(ii) he shall not allow any encroachment below such installation:

Provided that where the Electrical Inspector comes across any such encroachment, he shall direct the owner to remove such encroachments;

(iii) the minimum safety working clearances specified in Schedule-VII shall be maintained for the bare conductors or live parts of any apparatus in outdoor sub-stations excluding overhead lines of installations of voltage exceeding 650 V;

(iv) he shall ensure that the ~~windings of motors or other apparatus~~ live parts of all apparatus within reach from any position in which a person may require to be, are suitably protected so as to prevent danger;

(v) he shall ensure that where a transformer or transformers are used, suitable provision shall be made, either by connecting with earth, a point of the circuit at the lower voltage or otherwise, to guard against danger by reason of the said circuit becoming accidentally charged above its normal voltage by leakage from or contact with the circuit at the higher voltage;

- (vi) a sub-station or a switching station with apparatus having more than 2000 litres of oil shall not be located in the basement where proper oil draining arrangement cannot be provided;
- (vii) where a sub-station or a switching station with apparatus having more than 2000 litres of oil is installed, whether indoor or outdoors, he shall take the following measures, namely:-
- (a) the ~~baffle~~ separation wall or fire barrier walls of four hours fire rating shall be provided between the apparatus,-
    - (i) where there is a single phase transformer banks in the switch-yards of generating stations and sub-stations;
    - ~~(ii) on the consumer premises;~~
    - (iii) where adequate clearance between the units as per IS: ~~3034~~ 1646 for O-class oil or as per IEC 61936-1 for K-class oil is not available.
  - (b) provisions as per regulation 43(2)(a)(iii) of CEA (Technical Standards for Construction of Electric Plants and Electric Lines) Regulations shall be made for suitable oil soakpit and where use of more than 9000 litres of oil in any one oil tank, receptacle or chamber is involved, provision shall be made for the draining away or removal of any oil which may leak or escape from the tank, receptacle or chamber containing the same, and special precautions shall be taken to prevent the spread of any fire resulting from the ignition of the oil from any cause and adequate provision shall be made for extinguishing any fire which may occur;
  - (c) spare oil shall not be stored in the vicinity of any oil filled equipment in any such sub-station or switching station;
  - (d) all the transformers and switchgears shall be maintained in accordance with the maintenance schedules prepared in accordance with the relevant codes of practice of Bureau of Indian Standards;
  - (e) dry type of transformers only shall be used for installations inside the residential and commercial buildings;
  - (viii) without prejudice to the above measures, he shall take adequate fire protection arrangement for quenching the fire in the apparatus;
  - (ix) he shall ensure that the transformers of 10 MVA and above rating ~~or in case of oil filled transformers with oil capacity of more than 2000 liters are provided with fire fighting system as per IS-3034: 1993~~ shall be provided with Automatic High Velocity Water Spray System designed and installed as per IS 15325 or with Nitrogen Injection Fire Protection system;

(x) where it is necessary to locate the sub-station, or switching station in the basement, he shall take the following measures, namely:-

(a) the room shall necessarily be in the first basement at the periphery of the basement;

(b) the entrances to the room shall be provided with fire resisting doors of 2 hour fire rating and the door shall always be kept closed and a notice of this effect shall be affixed on outer side of the door;

(c) a curb (sill) of a suitable height shall be provided at the entrance in order to prevent the flow of oil from a ruptured transformer into other parts of the basement;

(d) direct access to the transformer room shall be provided from outside and the surrounding walls ~~shall be lined with fire bricks~~ of four hour fire rating shall be provided as per IS: 1642;

(e) the cables to primary side and secondary side shall have sealing at all floors and wall opening of atleast two hours rating;

(f) Fire Resistance Low Smoke zero Halogen (FRLSH) ~~or Low Smoke Zero Haogen (LSZH) or Zero Halogen Fire Resistance (ZHR) or Fire Survival (FS)~~ cable of ~~mimum~~ two hours rating shall be used.

(g) oil filled transformers installed indoors in other than residential or commercial buildings are placed not below the first basement;

(xi) (a) he shall ensure that oil filled transformers installed indoors in other than residential or commercial buildings are placed ~~not above the ground floor or not below the first basement~~

(b) he shall ensure that K-class oil filled transformer are placed not above the first floor of utility building provided the building structure is sufficiently strong;

(xii) he shall ensure that cable trenches inside the sub-stations and switching stations containing cables are filled with sand, pebbles or similar non-inflammable materials or completely covered with non-inflammable slabs;

(xiii) he shall ensure that unless the conditions are such that all the conductors and apparatus may be made dead at the same time for the purpose of cleaning or for other work, the said conductors and apparatus shall be so arranged that these may be made dead in sections, and that work on any such section may be carried on by ~~a person~~ the person(s) designated under regulation 3(1) or engaged or appointed under regulation 6(1) or regulation 7(1) without danger;

(3) All apparatus shall be protected against lightning and apparatus exceeding 220 kV shall also be protected against switching over voltages as per IS/IEC 60071-1.

(4) The equipment used for protection and switching shall be adequately co-ordinated with the protected apparatus to ensure safe operation and to maintain the stability of the inter-connected units of the power system.

(5) The minimum clearances specified in Schedule-VIII shall be maintained for bare conductors or live parts of any HVDC apparatus in outdoor sub-stations, excluding HVDC overhead lines ~~of High Voltage Direct Current installations~~.

(6) There shall not be tapping of another transmission line from the main line for 66 kV and above class of lines.

**45. Inter-locks and protection for use of electricity at voltage exceeding 650 Volts.- (1)**

The owner shall ensure the following, namely:-

(i) isolators and the controlling circuit breakers shall be inter-locked so that the isolators cannot be operated unless the corresponding breaker is in open position;

(ii) isolators and the corresponding earthing switches shall be inter-locked so that no earthing switch can be closed unless and until the corresponding isolator is in open position;

(iii) where two or more supplies are not intended to be operated in parallel, the respective circuit breakers or linked switches controlling the supplies shall be inter-locked to prevent possibility of any inadvertent paralleling or feedback;

(iv) when two or more transformers are operated in parallel, the system shall be so arranged as to trip the secondary breaker of a transformer in case the primary breaker of that transformer trips;

(v) all gates or doors which give access to live parts of an installation shall be inter-locked in such a way that these cannot be opened unless the live parts are made dead and proper discharging and earthing of these parts should be ensured before any person comes in close proximity of such parts;

(vi) where two or more generators operate in parallel and neutral switching is adopted, inter-lock shall be provided to ensure that generator breaker cannot be closed unless one of the neutrals is connected to the earthing system.

(2) The following protection shall be provided in all systems and circuits to automatically disconnect the supply under abnormal conditions, ~~namely~~ namely:-

(i) over current protection to disconnect the supply automatically if the rated current of the equipment, cable or supply line is exceeded for a time which the equipment, cable or supply line is not designed to withstand;

(ii) earth fault or earth leakage protection to disconnect the supply automatically if the earth fault current exceeds the limit of current for keeping the contact potential within the reasonable values;

(iii) gas pressure type and winding and oil temperature protection to give alarm and tripping shall be provided on all transformers of ratings 1000 KVA and above;

(iv) transformers of capacity 10 MVA and above shall be protected against incipient faults by differential protection;

(v) all generators with rating of 100 KVA and above shall be protected against earth fault or leakage;

(vi) all generators of rating 1000 KVA and above shall be protected against faults within the generator winding using restricted earth fault protection or differential protection or by both;

(vii) high speed bus bar differential protection along with local breaker back up protection shall be commissioned and shall always be available at all 132 kV and above voltage sub-stations and switching stations and generating stations connected with the grid:

Provided that in respect of existing 132 kV sub-stations and switching stations having more than one incoming feeders, the high speed bus bar differential protection along with local breaker back up protection, shall be commissioned and shall always be available;

(viii) every generating station and sub-station connected to the grid at ~~220 kV~~ 66 kV and above shall be provided with disturbance recording and event logging facilities ~~either stand alone or as inbuilt feature of numerical relays~~ and all such equipment shall be provided with time synchronization facility for global common time reference ~~but wherever numerical relays with provision of recording fault data are installed, disturbance recorder and event logger may not be installed~~ and upto 400 kV shall be provided with disturbance recording and event logging facilities as inbuilt feature of numerical relays. The generating station and sub-station connected to the grid at 765 kV and 1150 kV shall be provided with stand alone disturbance recording and event logging devices and all such equipment shall be provided with time synchronization facility for global common time reference;

Provided that the existing 66 kV, 110 kV and 132 kV sub-stations sub-station connected to the grid at ~~220 kV~~ 66 kV and above shall be provided with disturbance recording and event logging facilities ~~either stand alone or as inbuilt feature of numerical relays~~ with in two years from the date of coming into force of these regulations.

(ix) distance protection and carrier communication protection shall be provided ~~for all lines connecting to 400/220 kV substation~~ 66 kV substation and above as per Regulation 43(4) of CEA (Technical Standards for Construction of Electrical Plants and Electric Lines) Regulations.

**46. Testing, Operation and Maintenance.-** (1) Before approval is accorded by the Electrical Inspector under regulation 43 the manufacturer's test certificates shall, if

required, be produced for all the routine tests as required under the relevant Indian Standards or International Standards.

(2) No new apparatus, cable or supply line of voltage exceeding 650 Volts shall be commissioned unless such apparatus, cable or supply line are subjected to site tests as per relevant ~~code of practice of the Bureau of~~ Indian Standards or International Standards.

(3) No apparatus, cable or supply line of voltage exceeding 650 V which has been kept disconnected, for a period of six months or more, from the system for alterations or repair, shall be connected to the system until such apparatus, cable or supply line are subjected to the ~~relevant tests as per code of practice of Bureau of Indian Standards~~ to site tests as per relevant Indian Standards or International Standards.

(4) Notwithstanding the provisions of this regulation, the Electrical Inspector may require certain tests to be carried out before or after charging the installations.

(5) All apparatus, cables and supply lines shall be maintained in healthy conditions and tests shall be carried out periodically as per the relevant code of practice of the Bureau of Indian Standards.

(6) Records of all tests, trippings, maintenance works and repairs of all ~~equipments~~ apparatus, cables and supply lines shall be duly kept in such a way that these records can be compared with earlier ones.

(7) It shall be the responsibility of the owner of all installations of voltage exceeding 650 V to maintain and operate the installations in a condition free from danger and as recommended by the manufacturer or by the relevant codes of practice of the Bureau of Indian Standards.

(8) Failures of ~~transformers and reactors of 20 MVA or MVAR and higher capacity~~ sub-station apparatus, transmission line towers and cables of 220 kV and above voltage class shall be reported by the consumer and the suppliers of electricity, within forty eight hours of the occurrence of the failure, to the Central Electricity Authority and the reasons for failure and measures to be taken to avoid recurrence of failure shall be sent to the Central Electricity Authority within one month of the occurrence in the format given in Schedule-IX.

**47. Precautions to be taken against excess leakage in case of metal sheathed electric supply lines.-** The following precautions shall be taken in case of electric supply lines other than overhead lines, for use at voltage exceeding 650 V; namely:-

(i) the conductors of the cable except the cable with thermoplastic or XLPE insulation without any metallic screen or armour shall be enclosed in metal sheathing which shall be electrically continuous and connected with earth, and the conductivity of the metal sheathing shall be maintained and reasonable precautions taken where necessary to avoid corrosion of the sheathing;

(ii) the resistance of the earth connection with metallic sheath shall be kept low enough to permit the controlling circuit breaker or cut-out to operate in the event of any failure of insulation between the metallic sheath and the conductor.



*Explanation-* For the purpose of this regulation;

(a) in the case of thermoplastic insulated and sheathed cables with metallic armour the metallic wire or tape armour, shall be considered as metal sheathing.

(b) where an electric supply line as aforesaid has concentric cables and the external conductor is insulated from an outer metal sheathing and connected with earth, the external conductor may be regarded as the metal sheathing for the purposes of this regulation provided that the foregoing provisions as to conductivity are complied with.

**48. Connection with earth for apparatus exceeding 650V.-** (1) All non-current carrying metal parts associated with an installation of voltage exceeding 650 V shall be effectively earthed to a grounding system or mat which shall,-

- (i) limit the touch and step potential to tolerable values;
- (ii) limit the ground potential rise to tolerable values so as to prevent danger due to transfer of potential through ground, earth wires, cable sheath, fences, pipe lines, etc.;

(iii) maintain the resistance of the earth connection to such a value as to make operation of the protective device effective;

(2) In the case of star connected system with earthed neutrals or delta connected system with earthed artificial neutral point,-

- (i) the neutral point of every generator and transformer shall be earthed by connecting it to the earthing system not by less than two separate and distinct connections:

Provided that the neutral point of a generator may be connected to the earthing system through an impedance to limit the fault current to the earth:

Provided further that in the case of multi-machine systems neutral switching may be resorted to, for limiting the injurious effect of harmonic current circulation in the system;

- (ii) the generator or transformer neutral shall be earthed through a suitable impedance where an appreciable harmonic current flowing in the neutral connection causes interference, with communication circuits;

(iii) in case of the delta connected system the neutral point shall be obtained by the insertion of a grounding transformer and current limiting resistance or impedance wherever considered necessary at the commencement of such a system.

(3) In case of generating stations, sub-stations and industrial installations of voltage exceeding 33 kV, the system neutral earthing and protective frame earthing may be, if system design so warrants, integrated into common earthing grid provided the resistance to earth of combined mat does not cause the step and touch potential to exceed its permissible values.

- (4) Single phase systems of voltage exceeding 650 V shall be effectively earthed.
- (5) In the case of a system comprising electric supply lines having concentric cables, the external conductor shall be connected with earth.
- (6) Where a supplier proposes to connect with earth an existing system for use at voltage exceeding 650 V which has not hitherto been so connected with earth, he shall give not less than fourteen days notice in writing together with particulars of the proposed connection with earth to the telegraph-authority established under the Indian Telegraph Act, 1885 (13 of 1885).
- (7) Where the earthing lead and earth connection are used only in connection with earthing guards erected under overhead lines of voltage exceeding 650 V where they cross a telecommunication line or a railway line, and where such lines are equipped with earth leakage, the earth resistance shall not exceed twenty five ohms and the project authorities shall obtain No Objection Certificate (NOC) from Railway Authorities and Power and Telecommunication Co-ordination Committee before energisation of the facilities.
- (8) Every earthing system belonging to either the supplier or the consumer shall be tested for its resistance to earth on a dry day during dry season not less than once a year and records of such tests shall be maintained and produced, if so required, before the Electrical Inspector.

**49. General conditions as to transformation and control of electricity.-** (1) Where electricity of voltage exceeding 650 V is transformed, converted, regulated or otherwise controlled in sub-stations or switching stations including outdoor sub-stations and outdoor switching stations to be transformed or in street boxes constructed underground, the following provisions shall be observed, namely:-

(i) sub-stations and switching stations shall preferably be erected above ground, but where necessarily constructed underground due provisions for ventilation and drainage shall be made and any space housing switchgear shall not be used for storage of any materials especially inflammable and combustible materials or refuse;

(ii) outdoor sub-stations except pole type sub-stations and outdoor switching stations shall, unless the apparatus is completely enclosed in a metal covering connected with earth, the said apparatus also being connected with the system by armoured cables, be efficiently protected by fencing not less than 1.8 metres in height or other means so as to prevent access to the electric supply lines and apparatus therein by an undesignated person and the fencing of such area shall be earthed efficiently;

(iii) underground street boxes, other than sub-stations, which contain transformers shall not contain switches or other apparatus, and switches, cut-outs or other apparatus required for controlling or other purposes shall be fixed in separate receptacle above ground wherever practicable.

~~(2) Where electricity is transformed, suitable connection shall be made by connecting with earth a point of the system at the lower voltage and also to guard against danger by reason of the said system becoming accidentally charged above its normal voltage by leakage from a contact with the system at the higher voltage.~~

- 50. Pole type sub-stations.-** Where platform type construction is used for a pole type sub-station and sufficient space for a person to stand on the platform is provided, a substantial hand rail shall be built around the said platform and if the hand rail is of metal, it shall be connected with earth:

Provided that in the case of pole type sub-station on wooden supports and wooden platform the metal hand-rail shall not be connected with earth.

- 51. Condensers.-** Suitable arrangement shall be made for immediate and automatic or manual discharge of every static condenser on disconnection of supply.

- 52. Supply to luminous tube sign installations of voltage exceeding 650 Volts but not exceeding 33 kV.-** (1) Any person who proposes to use or who is using electricity for the purpose of operating a luminous tube sign installation, or who proposes to transform or is transforming electricity to a voltage exceeding 650 V but not exceeding 33 kV for any such purpose shall comply with the following conditions, namely:-

(i) all live parts of the installation, including all apparatus and live conductors in the secondary circuit, but excluding the tubes except in the neighbourhood of their terminals, shall be inaccessible to undesignated persons and such parts shall be effectively screened;

(ii) irrespective of the method of obtaining the voltage of the circuit which feeds the luminous discharge tube sign, no part of any conductor of such circuit shall be in metallic connection, except in respect of its connection with earth, with any conductor of the supply system or with the primary winding of the transformer;

(iii) all live parts of an exterior installation shall be so disposed as to protect them against the effects of the weather and such installation shall be so arranged and separated from the surroundings as to limit, as far as possible, the spreading of fire;

(iv) the secondary circuit shall be permanently earthed at the transformer and the core of every transformer shall be earthed;

(v) where the conductors of the primary circuit are not in metallic connection with the supply conductors, one phase of such primary circuit shall be permanently earthed at the motor generator or convertor, or at the transformer and an earth leakage circuit breaker of sufficient rating shall be provided on the side of voltage not exceeding 250 V to detect the leakage in such luminous tube sign installations;

(vi) a sub-circuit which forms the primary circuit of a fixed luminous discharge tube sign installation shall be reserved solely for such purpose;

(vii) a separate primary final sub-circuit shall be provided for each transformer or each group of transformers having an aggregate input not exceeding 1,000 volt-amperes, of a fixed luminous discharge tube sign installation;

(viii) an interior installation shall be provided with suitable adjacent means for disconnecting all phases of the supply except the "neutral" in a 3-phase, 4-wire circuit;

(ix) for installations on the exterior of a building a suitable emergency fire-proof linked switch to operate on all phases except the neutral in a 3-phase, 4-wire circuit shall be provided and fixed in a conspicuous position at not more than 1.70 metres above the ground;

(x) a special "caution" notice shall be affixed in a conspicuous place on the door of every enclosure of voltage exceeding 650 V but not exceeding 33 kV to the effect that the supply must be cut off before the enclosure is opened;

(xi) where static condensers are used, they shall be installed on the load side of the fuses and the primary side of the transformers where the voltage does not exceed 250 V;

(xii) where static condensers are used on primary side, provision shall be made for automatic or manual discharging of the condensers when the supply is cut off;

(xiii) before using the static condensers or any interrupting device on the voltage exceeding 650 V, the executing agencies shall test and ensure that automatic discharging device is functional thereon.

(2) The owner or user of any luminous tube sign or similar installation of voltage exceeding 650 V but not exceeding 33 kV shall not bring the same into use without giving to the Electrical Inspector not less than fourteen days notice in writing of his intention so to do.

**53. Supply to electrode boilers of voltage exceeding 650 Volt but not exceeding 33 kV.-** (1) Where a system having a point connected with earth is used for supply of electricity to an electrode boiler of voltage exceeding 650 V which is also connected with earth, the owner or user of electrode boiler shall comply with the following conditions, namely:-

(i) the metal work of the electrode boiler shall be efficiently connected to the metal sheathing and metallic armouring, if any, of the electric supply line of voltage exceeding 650 V but not exceeding 33 kV whereby electricity is supplied to the electrode boiler;

(ii) the supply of electricity at voltage exceeding 650 V to the electrode boiler shall be controlled by a suitable circuit-breaker so set as to operate in the event of the phase currents becoming unbalanced to the extent of ten per cent of the rated current consumption of the electrode boiler under normal conditions of operation:

Provided that if in any case a higher setting is essential to ensure stability of operation of the electrode boiler, the setting may be increased so as not to exceed

fifteen per cent of the rated current consumption of the electrode boiler under normal conditions of operation;

(iii) an inverse time element device may be used in conjunction with the aforesaid circuit breaker to prevent the operation thereof unnecessarily on the occurrence of unbalanced phase currents of momentary or short duration;

(iv) the supplier or owner shall serve a notice in writing on the telegraph-authority at least seven days prior to the date on which such supply of electricity is to be afforded specifying the location of every point, including the earth connection of the electrode boiler, at which the system is connected with earth.

(2) The owner or user of any electrode boiler of voltage exceeding 650 V shall not bring the same into use without giving the Electrical Inspector not less than fourteen days notice in writing of his intention so to do.

**54. Supply to X-ray and high frequency installations.-** (1) Any person, who proposes to use or who is using electricity for the purpose of operating an X-ray or similar high-frequency installation, other than portable units or shock-proof self contained and stationary units shall comply the following conditions, namely:-

(i) mechanical barriers shall be provided to prevent too close an approach to any parts of the X-ray apparatus of voltage exceeding 650 V but not exceeding 33 kV, except the X-ray tube and its leads, unless such parts of voltage exceeding 650 V but not exceeding 33 kV have been rendered shock proof by being shielded by earthed metal or adequate insulating material;

(ii) where generators operating at 300 kV peak or more are used, such generators shall be installed in rooms separate from those containing the other equipment and any step-up transformer employed shall be so installed and protected as to prevent danger;

(iii) a suitable switch shall be provided to control the circuit supplying a generator, and shall be so arranged as to be open except while the door of the room housing the generator is locked from the outside;

(iv) X-ray tubes used in therapy shall be mounted in an earthed metal enclosure;

(v) every X-ray machine shall be provided with a milliammeter or other suitable measuring instrument, readily visible from the control position and connected, if practicable, in the earthed lead, but guarded if connected in the lead of voltage exceeding 650 V but not exceeding 33 kV:

Provided that earth leakage circuit breaker of sufficient rating shall be provided on the side wherein voltage does not exceed 250 V to detect the leakage in such X-ray installations.

*Explanation:-* For the purpose of this regulation “shock proof”, as applied to X-ray and high-frequency equipment, shall mean that such equipment is guarded with earthed metal so that no person may come into contact with any live part.

(2) (i) in the case of nonshock proof equipment, overhead conductors of voltage exceeding 650 V but not exceeding 33 kV, unless suitably guarded against personal contact, shall be adequately spaced and high voltage leads on tilting tables and fluroscopes shall be adequately insulated or so surrounded by barriers as to prevent inadvertent contact;

(ii) the circuit of voltage not exceeding 250 V of the step up transformer shall contain a manually operated control device having overload protection, in addition to the over current device for circuit protection, and these devices shall have no exposed live parts and for diagnostic work there shall be an additional switch in the said circuit, which shall be of one of the following types:-

(a) a switch with a spring or other mechanism that will open automatically except while held close by the operator, or;

(b) a time switch which will open automatically after a definite period of time for which it has been set;

(iii) if more than one piece of apparatus be operated from the same source of voltage exceeding 650 V, each shall be provided with a switch of voltage exceeding 650 V to give independent control;

(iv) low frequency current-carrying parts of a machine of the quenched-gap or open gap type shall be so insulated or guarded that they cannot be touched during operation but the high frequency circuit-proper which delivers high-frequency current normally for the therapeutic purposes shall be exempt from such insulation;

(v) all X-ray generators having capacitors shall have suitable means for discharging the capacitors manually;

(vi) except in the case of self-contained units, all 200 kV peak or higher X-ray generators shall have a sphere gap installed in the system of voltage exceeding 650 V but not exceeding 33 kV adjusted so that it will break down on over voltage surges.

(3) (i) all non-current carrying metal parts of tube stands, fluroscopes and other apparatus shall be properly earthed and insulating floors, mats or platforms shall be provided for operators in proximity to parts of voltage exceeding 650V unless such parts have been rendered shock proof;

(ii) where short wave therapy machines are used, the treatment tables and examining chairs shall be wholly non-metallic.

(4) The owner of any X-ray installation or similar high frequency apparatus shall not bring the same into use without giving to the Electrical Inspector not less than fourteen days notice in writing of his intention to do so:

Provided that the aforesaid notice shall not be necessary in the case of shock-proof portable X-ray and high-frequency equipment which have been inspected before the commencement of their use and periodically thereafter.

## Chapter VII

### Safety requirements for overhead lines, underground cables and generating stations

**55. Material and strength.-** (1) All conductors of overhead lines other than those specified in regulation 68 shall have a breaking strength of not less than 350 kg.

(2) Where the voltage does not exceed 250 V and the span is of less than fifteen metres and is drawn through the owner's or consumer's premises, a conductor having an actual breaking strength of not less than 150 kg may be used.

**56. Joints.-** (1) No conductor or earthwire of an overhead line shall have more than one joint in a span and joints between conductors or earthwires of overhead lines shall be mechanically and electrically secure under the conditions of operation.

(2) There shall not be any joint in conductor or earthwire of an overhead line over railway, river, road and power line crossings.

~~(2)~~ (3) The ultimate strength and the electrical conductivity of the joint shall be as per relevant Indian Standards or International Standards, where relevant Indian Standards are not available.

**57. Maximum stresses and factors of safety.-** (1) The load and permissible stresses on the structural members, conductors and ground wire of self supporting steel lattice towers for overhead transmission lines shall be ~~in accordance with the specifications laid down, from time to time, by the Bureau of Indian Standards~~ as per relevant Indian Standards or International Standards, where relevant Indian Standards are not available.

(2) Overhead lines not covered in sub-regulation (1) shall have the following minimum factors of safety, namely:-

(i)	for metal supports	-	1.5
(ii)	for mechanically processed concrete supports	-	2.0
(iii)	for hand-moulded concrete supports	-	2.5
(iv)	for wood supports	-	3.0
(v)	for Steel mono pole, self supporting	-	???
(iv)	for Fibre reinforced plastic (FRP) supports	-	???

~~(8)~~ (3) For the purpose of calculating the factors of safety in sub-regulation (2), the following conditions shall be observed, namely:-

- (i) the maximum wind pressure shall be as specified in the relevant Indian Standards;
- (ii) for cylindrical bodies the effective area shall be taken as full projected area exposed to wind pressure; and



(iii) the maximum and minimum temperatures shall be such as specified in the relevant Indian Standards.

~~(3)~~ (4) The minimum factors of safety shall be based on such load as may cause failure of the support to perform its function, assuming that the foundation and other components of the structure are intact.

~~(4)~~ (5) The load shall be equivalent to the yield point stress or the modulus of rupture, as the case may be, for supports subject to bending and vertical loads and the crippling load for supports used as strut.

~~(5)~~ (6) The strength of the supports of the overhead lines in the direction of the line shall not be less than one-fourth of the strength required in the direction transverse to the line.

~~(6)~~ (7) The minimum factor of safety for stay-wires, guard-wires or bearer-wires shall be 2.5 based on the ultimate tensile strength of the wire.

~~(7)~~ (8) The minimum factor of safety for conductors shall be two, based on their ultimate tensile strength, in addition, the conductor's tension at 32<sup>0</sup> C, without external load, shall not exceed the following percentages of the ultimate tensile strength of the conductor:-

(i)	Initial unloaded tension	.....	35 per cent
(ii)	Final unloaded tension	.....	25 per cent

Provided that for the conductors having a cross section of a generally triangular shape, such as conductors composed of 3-wires, the final unloaded tension at 32<sup>0</sup> C shall not exceed thirty per cent of the ultimate tensile strength of such conductor.

~~(8) For the purpose of calculating the factors of safety in sub-regulation (2), the following conditions shall be observed, namely:-~~

~~(i) the maximum wind pressure shall be as specified in the relevant Indian Standards;~~

~~(ii) for cylindrical bodies the effective area shall be taken as full projected area exposed to wind pressure; and~~

~~(iii) the maximum and minimum temperatures shall be such as specified in the relevant Indian Standards.~~

(9) Notwithstanding anything contained ~~in sub-regulation (2) to (8) above~~ in localities where overhead lines are liable to accumulations of ice or snow, the load and permissible stresses on the structural members, conductors and ground wire of self supporting steel lattice towers and steel monopole towers for overhead transmission lines shall be ~~in accordance with the specifications laid down, from time to time, by the Bureau of Indian Standards or as specified by Appropriate Government, by order in writing.~~ as per relevant Indian Standards or International Standards, where relevant Indian Standards are not available and in accordance with the specifications laid down, from time to time, by the Appropriate Government, by order in writing.

**58. Clearance ~~above ground in air~~ of the lowest conductor of overhead lines.-** (1) No conductor of an overhead line, including service lines, erected across a street shall at any part thereof be at a height of less than-

- (i) for lines of voltage not exceeding 650 Volts - 5.8 metres
- (ii) for lines of voltage exceeding 650 Volts but not exceeding 33 kV - 6.1 metres

(2) No conductor of an overhead line, including service lines, erected along any street shall at any part thereof be at a height less than-

- (i) for lines of voltage not exceeding 650 Volts - 5.5 metres
- (ii) for lines of voltage exceeding 650 Volts but not exceeding 33 kV - 5.8 metres

(3) No conductor of an overhead line including service lines, erected elsewhere than along or across any street shall be at a height less than -

- (i) for lines of voltage upto and including ~~11,000 Volts~~ 11 kV, if bare - 4.6 metres
- (ii) for lines of voltage upto and including ~~11,000 Volts~~ 11 kV, if insulated - 4.0 metres
- (iii) for lines of voltage exceeding ~~11,000 Volts~~ 11 kV but not exceeding 33 kV - 5.2 metres

~~(4) For lines of voltage exceeding 33 kV but not exceeding 400 kV and having the voltage other than nominal voltage, the clearance above ground shall not be less than 5.2 metres plus 0.3 metre for every 33,000 Volts 33 kV or part thereof by which the voltage of the line exceeds 33,000 Volts 33 kV;~~

~~Provided that the minimum clearance along or across any street shall not be less than 6.1 metres.~~

(5) The minimum clearance in air above ground and across road surface of National Highways or State Highways or other roads or highest traction conductor of railway corridors or navigational or non-navigational rivers for lowest conductor of an alternating current overhead line, including service lines, of nominal voltage system shall have the values specified in Schedule-X-A.

~~(5) For High Voltage Direct Current (HVDC) lines, the clearance above ground shall not be less than:-~~

Sl.No.	DC Voltage(kV)	Ground Clearance (mtrs.)
1.	100 kV	6.1
2.	200 kV	7.3
3.	300 kV	8.5
4.	400 kV	9.4
5.	500 kV	10.6
6.	600 kV	11.8
7.	800 kV	13.9

(6) The minimum clearance in air above ground and across road surface of National Highways or State Highways or other roads or highest traction conductor of railway corridors or navigational or non-navigational rivers for lowest conductor of High

Voltage Direct Current (HVDC) overhead line of nominal voltage system shall have the values specified in Schedule-X-B.

(7) The clearances specified in sub-regulation (1) to (6) are valid for altitude not exceeding 1000 m. and a correction factor of 1.25 per cent per 100 m is to be applied for increasing the clearance for altitude more than 1000 m and upto 3000 m.

~~(6)~~ (8) Ground clearances shall be as specified in schedule-~~X X~~ -C.

**59. Clearance between conductors and trolley wires.-** (1) No conductor of an overhead line crossing a tramway or trolley bus route using trolley wires shall have less than the following clearances above any trolley wire-

(i) lines of voltage not exceeding 650 Volts - 1.2 metres

Provided that where an insulated conductor suspended from a bearer wire crosses over a trolley wire the minimum clearance for such insulated conductor shall be 0.6 metre.

(ii) lines of voltage exceeding 650 Volts up to and including ~~11,000 Volts~~ 11 kV - 1.8 metres

(iii) lines of voltage exceeding ~~11,000 Volts~~ 11 kV but not exceeding ~~33,000 Volts~~ 33 kV - 2.5 metres

(iv) lines of voltage exceeding 33 kV - 3.0 metres

(2) In any case of a crossing specified in sub-regulation (1), whoever lays his line later in time, shall provide the clearance between his own line and the line which will be crossed in accordance with the provisions of the said sub-regulation:

Provided that if the later entrant is the owner of the lower line and is not able to provide adequate clearance, he shall bear the cost for modification of the upper line so as to comply with this sub-regulation.

**60. ~~Clearance from buildings of lines of voltage and service lines not exceeding 650 Volts.-~~ Clearance from buildings of an overhead line including service line of voltage not exceeding 650 Volts.-** (1) An overhead line shall not cross over an existing building as far as possible and no building shall be constructed under an existing overhead line.

(2) Where an overhead line of voltage not exceeding 650 V passes above or adjacent to or terminates on any building, the following minimum clearances from any accessible point, on the basis of maximum sag, shall be observed, namely:-

(i) for any flat roof, open balcony, varandah roof and lean-to-roof-

(a) when the line passes above the building a vertical clearance of 2.5 metres from the highest point, and

(b) when the line passes adjacent to the building a horizontal clearance of 1.2 metres from the nearest point, and

(ii) for pitched roof-

(a) when the line passes above the building a vertical clearance of 2.5 metres immediately under the line, and

(b) when the line passes adjacent to the building a horizontal clearance of 1.2 metres.

(3) Any conductor so situated as to have a clearance less than that specified above shall be adequately insulated and shall be attached at suitable intervals to a bare earthed bearer wire having a breaking strength of not less than 350 kg.

(4) The horizontal clearance shall be measured when the line is at a maximum deflection from the vertical due to wind pressure.

(5) Vertical and horizontal clearances shall be as specified in schedule- ~~X~~ X -C.

*Explanation:-* For the purpose of this regulation, the expression “building” shall be deemed to include any structure, whether permanent or temporary.

**61. Clearances from buildings of lines of voltage exceeding 650 V.-** (1) An overhead line shall not cross over an existing building as far as possible and no building shall be constructed under an existing overhead line.

(2) Where an overhead line of voltage exceeding 650 V passes above or adjacent to any building or part of a building it shall have on the basis of maximum sag a vertical clearance above the highest part of the building immediately under such line, of not less than-

- (i) for lines of voltages exceeding 650 Volts upto and including ~~33,000~~ 33 kV - 3.7 metres
- (ii) for lines of voltages exceeding 33 kV - 3.7 metres plus 0.30 metre for every additional ~~33,000~~ 33 kV or part thereof.

(3) The horizontal clearance between the nearest conductor and any part of such building shall, on the basis of maximum deflection due to wind pressure, be not less than-

- (i) for lines of voltages exceeding 650 Volts upto and including ~~11,000~~ 11 kV - 1.2 metres
- (ii) for lines of voltages exceeding ~~11,000~~ 11 kV upto and upto and including ~~33,000~~ 33 kV - 2.0 metres
- (iii) for lines of voltages exceeding 33 kV - 2.0 metres plus 0.30 metre ~~fore~~ for every additional 33 kV or part thereof.

(4) For High Voltage Direct Current (HVDC) systems, vertical clearance and horizontal clearance, on the basis of maximum deflection due to wind pressure, from buildings shall be maintained as below:

Sl.No	DC Voltage ( <del>kV</del> )	Vertical Clearance ( <del>mtrs.</del> ) (m)	Horizontal Clearance ( <del>mtrs.</del> ) (m)
1.	100 kV	4.6	2.9
2.	200 kV	5.8	4.1
3.	300 kV	7.0	5.3
4.	400 kV	7.9	6.2
5.	500 kV	9.1	7.4
6.	600 kV	10.3	8.6
7.	800 kV	12.4	10.7

(5) Vertical and horizontal clearances shall be as specified in schedule-X.

*Explanation:-* For the purpose of this regulation the expression “building” shall be deemed to include any structure, whether permanent or temporary.

(6) ~~Maximum~~ Recommended width of Right of Way (ROW) shall be as specified in Schedule-X-D:-

Sl. No.	Nominal voltage	ROW on forest land (m)		ROW on land other than forest land (m)	
		Bare conductor	Covered conductor	Bare conductor	Covered conductor
1.	0.400 kV				
2.	11 kV	7			
3.	33 kV	15			
4.	66 kV S/C	18			
4.	66 kV D/C	18			
5.	110 kV S/C	22			
5.	110 kV D/C	22			
5.	132 kV S/C	27			
5.	132 kV D/C	27			
6.	220 kV S/C	35	NA		NA
6.	220 kV D/C	35	NA		NA
7.	400 kV S/C	46	NA		NA
7.	400 kV D/C	46	NA		NA
8.	500 kV HVDC	52	NA		NA
8.	765 kV S/C	64	NA		NA
8.	765 kV D/C	67	NA		NA
8.	800 kV HVDC	69	NA		NA
10.	1150 kV S/C	89	NA		NA

(7) For 400 kV S/C and 765 kV S/C transmission lines passing through forest areas, towers in vertical delta configuration shall only be used.

(8) In case of transmission lines of 33 kV and below passing through National Parks, Wildlife Sanctuaries and Wildlife Corridors, insulated (covered) conductors or underground cables shall only be used.

(9) In case of transmission lines of 66 kV and below passing through habitated urban or rural areas insulated (covered) conductors or underground cables shall only be used.

(10) Phase to phase and phase to earth clearance shall be as under:-

Sl. No.	Nominal voltage	Phase to earth electrical clearance (mm)		Phase to phase electrical clearance (mm)	
		Bare conductor	Covered conductor	Bare conductor	Covered conductor
1.	0.400 kV	60	-	60	-
2.	11 kV	160	50	160	50
3.	33 kV	320	75	320	75
4.	66 kV	630	300	630	300
5.	110 kV	1100	500	1100	500
5.	132 kV	1100	500	1100	500
6.	220 kV	2100	NA	2100	NA
7.	400 kV	2600	NA	4200	NA
8.	765 kV	4900	NA	9400	NA
10.	1150 kV	8000	NA	13800	NA

**62. Conductors at different voltages on same supports.-** Where conductors forming parts of systems at different voltages are erected on the same supports, the owner shall make adequate provision to guard against danger to linemen and others, from the lower voltage system being charged above its normal working voltage, by leakage from or contact with the higher voltage system and the methods of construction and the applicable minimum clearances between the conductors of the two systems shall be as specified in regulation 69 for lines crossing each other.

**63. Erection or alteration of buildings, structures, flood banks and elevation of roads.-** (1) If at any time subsequent to the erection of an overhead line, whether covered with insulating material or not or underground cable, any person proposes to erect a new building or structure or flood bank or to raise any road level or to carry out any other type of work whether permanent or temporary or to make in or upon any building, or structure or flood bank or road, any permanent or temporary addition or alteration, such person and the contractor whom he employs to carry out the erection, addition or alteration, shall, give intimation in writing of his intention to do so, to the supplier or owner and to the Electrical Inspector and shall furnish therewith a scale drawing showing the proposed building, structure, flood bank, road or any addition or alteration and scaffolding thereof required during the construction.

(2) On receipt of such intimation, the supplier or owner shall examine,-

- (a) whether the line or underground cable under reference was laid in accordance with the provisions of these regulations and any other law for the time being in force;
- (b) whether it is technically feasible;
- (c) whether it meets the requirement of Right of Way (ROW);
- (d) whether such person was liable to pay the cost of alteration of the overhead line or underground cable and if so, issue a notice within a period of thirty days,

to such person together with an estimate of the cost of the expenditure likely to be incurred to so alter the overhead line or underground cable and require him to deposit, within thirty days of the receipt of the notice, with the supplier or owner, the amount of the estimated cost.

(3) If such person disputes the cost of alteration of the overhead line or underground cable estimated by the supplier or owner or even the responsibility to pay such cost, the dispute may be referred to the Electrical Inspector who shall after hearing both parties decide upon the issue in accordance with sub-regulation (4).

(4) The Electrical Inspector shall estimate the cost of alteration of overhead line or underground cable on the following basis, namely:-

- (a) the cost of material used on the alteration after crediting the depreciated cost of the material which shall be available from the existing line or underground cable;
- (b) the wages of labour employed in affecting the alteration;
- (c) supervision charges and charges incurred by the supplier or owner in complying with the provisions of section 67 of the Act, in respect of such alterations.

(5) Any addition or alteration to the building or structure shall be allowed only after the deposit of such estimated cost to the supplier or owner.

(6) No work upon such building, structure, flood bank, road and addition or alteration thereto shall be commenced or continued until the Electrical Inspector certifies that the provisions of regulations 58, 60, 61, 64 and regulation 76 ~~should not be~~ **have not been** contravened either during or after the aforesaid construction:

Provided that the Electrical Inspector may, if he is satisfied that the overhead line or underground cable has been so guarded as to secure the protection of persons or property from injury, certify that the work may be executed prior to the alteration of the overhead line or underground cable or in the case of temporary addition or alteration, without alteration of the overhead line or underground cable.

(7) The supplier or owner shall, on receipt of such deposit, alter the overhead line or underground cable in such a way that it does not contravene the provisions regulations 58, 60, 61 and regulation 76 either during or after such construction within two months from the date of such deposit or within such longer period as the Electrical Inspector may permit for reasons to be recorded in writing.”.

**64. Transporting and storing of material near overhead lines.-** (1) No rods, pipes or similar materials shall be taken below, or in the vicinity of, any bare overhead conductors or lines if these contravene the provisions of regulations 60 and 61 unless such materials are transported under the direct supervision of a person designated **under regulation 3(1) or engaged or appointed under regulation 6(1) or regulation 7(1)** in that behalf by the owner of such overhead conductors or lines.

(2) No rods, pipes or other similar materials shall be brought within the flash over distance of bare live conductors or lines.



(3) No material or earth work or agricultural produce shall be dumped or stored, no trees grown below or in the vicinity of, bare overhead conductors, or lines to contravene the provision of regulations 60 and 61.

(4) No flammable material shall be stored under the electric supply line.

(5) No fire shall be allowed above underground cables.

(6) Firing of any material below electric lines shall be prohibited.

**65. General clearances.-** (1) For the purpose of computing the vertical clearance of an overhead line, the maximum sag of any conductor shall be calculated on the basis of the maximum sag in still air and the maximum temperature as specified under regulations 57 and computing any horizontal clearance of an overhead line the maximum deflection of any conductor shall be calculated on the basis of the wind pressure specified under regulations 57.

(2) No blasting for any purpose shall be done within 300 metres from the boundary of a sub-station or from the electric supply lines of voltage exceeding 650 V or tower structure thereof without the written permission of the owner of such sub-station or electric supply lines or tower structures; and in case of mining lease hold area, without the written permission of the Electrical Inspector of Mines.”

(3) No cutting of soil within ten meters from the tower structure of 132 kV and above voltage level shall be permitted without the written permission of the owner of tower structure.

(4) No person shall construct brick kiln or other polluting units near the installations or transmission lines of 220 kV and above within a distance of 500 metres.

**66. Routes proximity to aerodromes.-** Overhead lines shall not be erected in the vicinity of aerodromes unless the Airport Authorities have approved in writing the route of the proposed lines as per relevant Indian Standards.

**67. Maximum interval between supports.-** All conductors shall be attached to supports at intervals not exceeding the safe limits based on the ultimate tensile strength of the conductor and the factor of safety specified under regulations 57.

Provided that in the case of overhead lines carrying conductors of voltage not exceeding 650 V when erected in, over, along or across any street, the interval shall not, without the consent in writing of the Electrical Inspector, exceed 65 metres.

**68. Conditions to apply where telecommunication lines and power lines are carried on same supports.-** (1) Every overhead telecommunication line erected on supports carrying a power line shall consist of conductors each having a breaking strength of not less than 270 kg.

(2) Every telephone used on a telecommunication line erected on supports carrying a power line shall be suitably guarded against lightning and shall be protected by cut-outs.

(3) Where a telecommunication line is erected on supports carrying a power line of voltage exceeding 650 V, arrangement shall be made to safeguard any person against injury resulting from contact, leakage or induction between such power and telecommunication lines.

**69. Lines crossing or approaching each other and lines crossing street and road.-** Where an overhead line crosses or is in proximity to any telecommunication line, the owner of either the overhead line or the telecommunication line, whoever lays his line later, shall arrange to provide for protective devices or guarding arrangement and shall observe the following provisions, namely:-

(i) when it is intended to erect a telecommunication line or an overhead line which will cross or be in proximity to an overhead line or a telecommunication line, as the case may be, the person proposing to erect such line shall give one month's notice of his intention so to do along with the relevant details of protection and drawings to the owner of the existing line;

(ii) guarding shall be provided where lines of voltage not exceeding 33 kV cross a road or street;

(iii) where an overhead line crosses or is in proximity to another overhead line, guarding arrangements shall be provided so to guard against the possibility of their coming into contact with each other;

Provided that no guardings are required when line of voltage exceeding 33 kV crosses over another line of 250 V and above voltage or a road or a tram subject to the condition that adequate clearances are provided between the lowest conductor of the line of voltage exceeding 33 kV and the top most conductor of the overhead line crossing underneath the line of voltage exceeding 33 kV and the clearances as stipulated in regulation 58 from the topmost surface of the road maintained;

(iv) where an overhead line crosses another overhead line, clearances shall be as under:-

**(Minimum clearances in metres between lines crossing each other)**

Sl. No	Nominal System Voltage	11-66 kV	110-132 kV	220 kV	400 kV	800 kV
1.	Low and Medium	2.44	3.05	4.58	5.49	7.94
2.	11-66 kV	2.44	3.05	4.58	5.49	7.94
3.	110-132 kV	3.05	3.05	4.58	5.49	7.94
4.	220 kV	4.58	4.58	4.58	5.49	7.94
5.	400 kV	5.49	5.49	5.49	5.49	7.94
6.	800 kV	7.94	7.94	7.94	7.94	7.94

~~—— Provided that no guardings are required when line of voltage exceeding 33 kV crosses over another line of 250 V and above voltage or a road or a tram subject to the condition that adequate clearances are provided between the lowest conductor of the line of voltage exceeding 33 kV and the top most conductor of the overhead line crossing underneath the line of voltage exceeding 33 kV and the clearances as stipulated in regulation 58 from the topmost surface of the road maintained;~~

(v) where an overhead direct current (DC) line crosses another overhead line, clearances shall be as under:-

**(Minimum clearances in metres between AC and DC lines crossing each other)**

Sl. No.	Syystem Voltage AC/DC	100 kV DC	200 kV DC	300 kV DC	400 kV DC	500 kV DC	600 kV DC
1.	Low and Medium AC	3.05	4.71	5.32	6.04	6.79	7.54
2.	11-66 kV AC	3.05	4.71	5.32	6.04	6.79	7.54
3.	110-132 kV AC	3.05	4.71	5.32	6.04	6.79	7.54
4.	220 kV AC	4.58	4.71	5.32	6.04	6.79	7.54
5.	200 kV DC	4.71	4.71	5.32	6.04	6.79	7.54
6.	300 kV AC	5.32	5.32	5.32	6.04	6.79	7.54
7.	400 kV AC	5.49	5.49	5.49	6.04	6.79	7.54
8.	400 kV DC	6.04	6.04	6.04	6.04	6.79	7.54
9.	500 kV DC	6.79	6.79	6.79	6.79	6.79	7.54
10.	600 kV DC	7.54	7.54	7.54	7.54	7.54	7.54
11.	800 kV DC	7.94	7.94	7.94	7.94	7.94	7.94

(vi) a person erecting or proposing to erect a line which may cross or be in proximity with an existing line, shall provide arrangements on his own line or

require the owner of the other overhead line to provide guarding arrangements as referred to in clause ~~(iii) and (iv)~~ (ii) and (iii);

(vii) in all cases referred to in this regulation the expenses of providing the guarding arrangements or protective devices shall be borne by the person whose line was last erected;

(viii) where two lines cross, the crossing shall be made as nearly at right angles as the nature of the case admits and as near the support of the line as practicable, and the support of the lower line shall not be erected below the upper line;

(ix) the guarding arrangements shall ordinarily be carried out by the owner of the supports on which it is made and he shall be responsible for its efficient maintenance.

(ix) Minimum separation between the two parallel overhead lines shall be based on the falling distance criteria as per relevant standards.

**70. Guarding.-** (1) Where guarding is required under these regulations the following shall be observed , namely:-

(i) every guard-wire shall be connected with earth at each point at which its electrical continuity is broken;

(ii) every guard-wire shall have an actual breaking strength of not less than 635 kg and if made of iron or steel , shall be galvanised;

(iii) every guard-wire or cross-connected systems of guard-wires shall have sufficient current-carrying capacity to ensure them rendering dead, without risk of fusing of the guard-wire or wires, till the contact of any live wire has been removed.

(2) In the case of a line crossing over a trolley-wire the guarding shall be subjected to the following conditions, namely:-

(i) where there is only one trolley-wire, two guard-wires shall be erected as in DIAGRAM-A;

(ii) where there are two trolley –wires and the distance between them does not exceed 40 cms, two guard-wires shall be erected as in DIAGRAM-B;

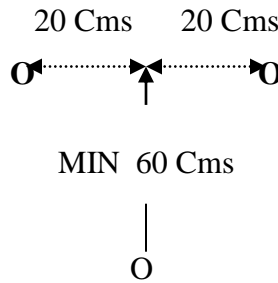
(iii) where there are two trolley wires and the distance between them exceeds 40 cms but does not exceed 1.2 metres, three guard-wires shall be erected as in DIAGRAM-C;

(iv) where there are two trolley-wires and the distance between them exceeds 1.2 metres, each trolley-wire shall be separately guarded as in DIAGRAM-D;

(v) the rise of trolley boom shall be so limited that when the trolley leaves the trolley-wire, it shall not foul the guard-wires; and

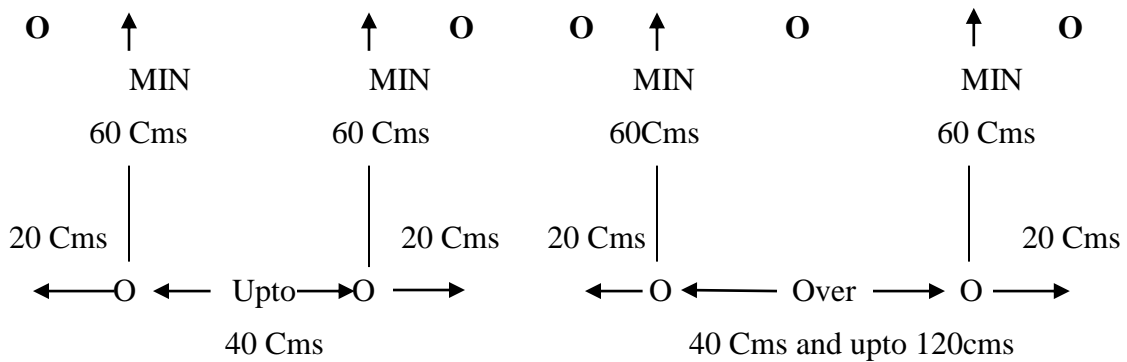
(vi) where a telegraph-line is liable to fall or be blown down upon an arm, stay-wire or span-wire and so slide-down upon a trolley-wire, guard hooks shall be provided to prevent such sliding.

**DIAGRAM-A**

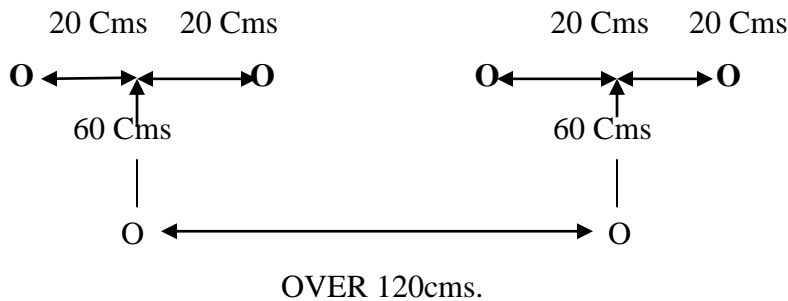


**DIAGRAM-B**

**DIAGRAM-C**



**DIAGRAM-D**



**71. Service lines from overhead lines.-** No service-line or tapping shall be taken off an overhead line except at a point of support:

Provided that the number of tappings per conductor shall not be more than four in case of connections at voltage not exceeding 650 V.

**72. Earthing.-** (1) All metal supports and all reinforced and prestressed cement concrete supports of overhead lines and metallic fittings attached thereto, shall be either

permanently and efficiently earthed by providing a continuous earth wire and securely fastening to each pole and connecting with earth ordinarily at three points in every km. with the spacing between the points being as nearly equidistant as possible or each support and the metallic fitting attached thereto shall be efficiently earthed.

(2) Metallic bearer wire used for supporting insulated wire of overhead service lines of voltage not exceeding 650 V shall be efficiently earthed or insulated.

(3) Each stay-wire shall be **similarly** earthed **as specified in sub-regulation (1)** unless insulator has been placed in it at a height not less than 3.0 metres from the ground.

**73. Safety and protective devices.-** (1) Every overhead line which is not being suspended from a dead bearer wire, not being covered with insulating material and not being a trolley-wire, is erected over any part of a street or other public place or in any factory or mine or on any consumer's premises shall be protected with earth gaurding for rendering the line electrically harmless in case it breaks.

(2) An Electrical Inspector may, by notice in writing, require the owner of any such overhead line, wherever it may be erected, to protect it in the manner specified in sub-regulation (1).

(3) The owner of every overhead line of voltage exceeding 650 V shall make adequate arrangements as per **relevant Indian Standards IS 5613** to prevent undesigned persons from ascending any of the supports of such overhead lines which can be easily climbed upon without the help of a ladder or special appliances.

*Explanation.-* For the purpose of this relgulation, rails, reinforced cement concrete poles and pre-stressed cement concrete poles without steps, tubular poles, wooden supports without steps, I-sections and channels' shall be deemed as supports which cannot be easily climbed upon.

**74. Protection against lightning.-** (1) The owner of every overhead line, sub-station or generating station which is exposed to lightning shall adopt efficient means for diverting to earth any electrical surges due to lightning which may result into injuries.

(2) The earthing lead for any lightning arrestor shall not pass through any iron or steel pipe, but shall be taken as directly as possible from the lightning arrestor without touching any metal part to a separate **nearest** vertical ground electrode or junction of the earth mat already provided for the sub-station of voltage exceeding 650 V subject to the avoidance of bends wherever practicable.

**75. Unused overhead lines.-** Where an overhead line ceases to be used as an electric supply line:

(i) the owner shall maintain it in a safe **mechanical** condition in accordance with regulation 57 **and regulation 72** or remove it.

(ii) the Electrical Inspector shall, by a notice in writing served on the owner, require him to maintain it in a safe mechanical condition or to remove it within thirty days of the receipt of the notice.

**76. Laying of cables.-** (1) All underground power cables shall be laid down as per IS 1255 and ~~No~~ no underground power cable of voltage exceeding 33 kV shall be laid without a minimum underground depth of 1.2 meters.

(2) No underground telecommunication cable shall be laid without a minimum separation distance of 0.6 meters to the underground power cable of voltage exceeding 33 kV.

**77. Protection against electromagnetic interference.-** The owner of every overhead power line of voltage level 11 kV or higher shall submit proposal for obtaining Power Telecommunication Co-ordination Committee clearance to ensure safety of the personnel and telecom equipment.

## Chapter IX

### Additional Safety requirements for mines and oil fields

[Action: RA Div]

**94. Responsibility for observance.-** (1) It shall be the duty of every person in charge of and responsible to the mine including the owner, agent, manager, installation manager and Engineer of mine and oil field to comply with and enforce the regulations ~~in this chapter~~ and it shall be the duty of all persons employed to conduct their work in accordance with ~~these~~ the regulations.

[Action: DGMS/ONGC/Cairn]

~~(2) In every mine or oil field while electricity is being used such number of designated supervisors and electricians shall be on duty as the owner may decide as directed by the Electrical Inspector based on the guidelines specified in Schedule-XXXX. (TO be removed from here as it is already covered in 115(1). There we shall mention as per guidelines specified in schedule -XXXX)~~

*Explanation* – For the purposes of this regulation, the word “Engineer” shall

(i) in the case of a coal mine, have the same meaning as assigned to it in the Coal Mines Regulations, 1957 as amended from time to time;

(ii) in the case of a metalliferous mine, have the same meaning as assigned to it in the Metalliferous Mines Regulations, 1961, as amended from time to time; and

(iii) in the case of an oil field, means the Electrical-in-charge under the Oil Mines Regulations, 1984 as amended from time to time.

[Action: DGMS/ONGC/Cairn]

**95. Notices.-** (1) On or before the first day of February in every year, in respect of every mine or oil-field, returns giving the size and type of apparatus, together with such particulars in regard to circumstances of its use as may be required, shall be sent to the



Electrical Inspector of Mines by the persons specified in regulation 94 in the Form provided in Schedule-XI or, as the case may be, Schedule-XII, whichever is applicable.

(2) The persons specified in regulation 94, shall also give to the Electrical Inspector of Mines not less than seven days notice in writing of the intention to bring into use any new installation in a mine or oil-field giving details of apparatus installed and its location:

Provided that in case of any additions or alterations to an existing installation of voltage not exceeding 650 V, immediate notice in writing shall be sent to the Electrical Inspector of Mines before such additions or alterations are brought into use:

Provided further that this regulation shall not apply to telecommunication or signaling apparatus.

Provided further that in case of emergency which may lead to loss of life or machinery and is detrimental to safety of mine, an immediate intimation shall be given to the Electrical Inspector of Mines giving the healthiness of the apparatus alongwith self certification report.

[Action: DGMS/CIL]

**96. Plans.-** (1) A correct plan, on the same scale as the plan kept at the mine in fulfillment of the requirements of the Mines Act, 1952 (35 of 1952), shall be available in the office at the mine showing the position of all fixed apparatus and conductors therein, other than lights, telecommunication or signaling apparatus, or cables for the same.

(2) A similar plan on the scale not less than 25 cm. to a km. (1:4000) shall be kept by the manager or owner of one or more wells in any oil-field.

~~(3) A similar plan on such scale as the Central Government may direct, showing the position of all electric supply lines, shall be kept in the office of any licensee or other person transmitting or distributing electricity in a mine or oil field.~~

(4) The plans specified under this regulation shall be examined and corrected as often as necessary to keep them up-to-date and the dates of such examinations shall be entered thereon by the manager or owner of the mine or wells and such plans shall be available to the Inspector, or inspector of mines, at any time.

**97. Lighting, overhead lines, communication and fire precautions.-**

(1) Adequate illumination by electricity as per relevant IS standards shall be provided in the mines.

(2) (a) Provided that in a belowground coal mine, such lighting fixtures shall be of a type approved by the inspector of mines.

(b) one or more safety lamps or such lighting system approved by the inspector of mines shall be maintained in all places where failure of the electric light at any time shall be prejudicial to safety.

Provided that in a belowground metalliferous mine or any open cast mine or oil fields, such lighting fixtures shall be suitable for the type of application conforming to

the relevant IS or harmonized standards, and adequate emergency lighting system shall be maintained in all places where failure of the electric light at any time shall be prejudicial to safety.

(4) Efficient means of communication shall be provided in every mine between the point where the switchgear under sub-regulation (1) of regulation 105 is erected, the shaft bottom and other distributing centres in the mines.

(5) Fire extinguishing appliances of adequate capacity and of an approved type as per IS 15683 as amended from time to time shall be installed and properly maintained in every place in a mine containing apparatus, other than cables, telecommunication and signaling apparatus.

(6) In case of mines, minimum clearance above ground of the lowest conductor of overhead lines or overhead cables where dumpers or trackless vehicles are being operated, shall not be less than twelve meters in height from the ground across the road where dumpers or trackless vehicles cross.

Provided where dumper bucket in raised position, the clearance between the top of dumper body and to the lowest conductor of overhead lines or overhead cables shall not be less than 1.00 mtr.

**98. Isolation and fixing of transformer and switchgear.-** (1) Transformers and switchgear shall be placed in a separate room, compartment or box where necessary to prevent danger of mechanical damage. – *To be re-drafted by DGMS*

(2) Unless the apparatus is so constructed, protected and worked as to obviate the risk of fire, no inflammable material shall be used in the construction of any room, compartment or box containing apparatus, or in the construction of any of the fittings therein and each such room, compartment or box shall be substantially constructed and shall be kept dry and illuminated and efficient ventilation shall be provided for all apparatus installed therein.

(3) All apparatus that has to be worked or attended to and all handles intended to be operated shall be placed at a spacious working place which is accessible, clear of obstruction and free from danger, so far as circumstances permit.

**99. Method of earthing.-** (1) Where earthing is necessary in a mine, it shall be carried out by connection to an earthing system at the surface of the mine ~~and in such manner as may be approved by the Electrical Inspector of Mines.~~

[Action: DGMS/ONGC/Cairn]

(2) All metallic sheaths, coverings, handles, joint boxes, switchgear frames, instrument covers, switch and fuse covers of boxes, all lamp holders, unless efficiently protected by an insulated covering made of fire resisting material, and the frames and bedplates of generators, transformers and motors, including portable motors, shall be earthed by connection to an earthing system in the manner specified in sub-regulation (1).

[Action: DGMS/ONGC/Cairn]

(3) Where cables are provided with a metallic covering constructed and installed in accordance with clause (iv) (d) of regulation 106, such metallic covering may be used as a means of connection to the earthing system.

[Action: DGMS/ONGC/Cairn]

(4) All conductors of an earthing system shall have conductivity, at all parts and all joints, at least equal to fifty per cent of that of the largest conductor used solely to supply the apparatus, a part of which desired to be earthed:

Provided that no conductor of an earthing system shall have a cross-sectional area less than 0.15 sq. cm. except in the case of the earth conductor of a flexible cable used with portable apparatus where the voltage does not exceed 125 Volts, and the cross-sectional area and conductance of the earthcore is not less than that of the largest of the live conductors in the cable.

[Action: DGMS/ONGC/Cairn]

(5) All joints in earth conductors and all joints in the metallic covering of cables shall be properly soldered or otherwise efficiently made.

[Action: DGMS/ONGC/Cairn]

(6) No switch, fuse or circuit-breaker shall be inserted in any earth conductor.

[Action: DGMS/ONGC/Cairn]

(7) This regulation shall not apply, except in the case of portable apparatus, to any system in a mine in which the voltage does not exceed 30 V.

[Action: DGMS/ONGC/Cairn]

**100. Protective equipment.-** (1) In the interest of safety, appropriate equipment shall be suitably placed in the mines for automatically disconnecting supply to any part of the system, where ~~a fault, including~~ an earth fault, occurs and fault current shall not be more than 750 milliamperes in installations of voltage exceeding 250 V and upto 1100 V for below ground mines and oil fields and 50 ampere in installations of voltage exceeding 1100 V and up to 11 kV ~~in open-cast mines~~ for belowground and open cast mines and oil mines or oil fields and the magnitude of the earth fault current shall be limited to these specified values by employing suitably designed, restricted neutral system of power supply including neutral monitoring protection.

[Action: DGMS/ONGC/Cairn]

Provided that in a below ground mine, for face equipment working on voltage exceeding 1100V, the earth fault current shall be limited to such safe values considering the unsafe conditions due to touch potential and ignition hazards as recommended by the Electrical Inspector of Mines.

(2) The operation of the switchgear and the relays shall be recorded daily at the generating station, sub-station or switch station in a register kept for the purpose and in electronic form.

[Action: DGMS/ONGC/Cairn]

(3) The effectiveness of switchgear and protective system shall always be kept in working order and shall be checked ~~once every three months~~ by calibrating and testing at least once in a year and the result thereof shall be recorded in separate register kept for the purpose and in electronic form.

Provided that wherever numerical relays are being used they shall be checked by testing procedure as per guidelines of OEM and periodicity of such checking shall be at least once in a year.

[Action: DGMS/ONGC/Cairn]

### 101. Earthing metal.- deleted

### 102. Voltage limits.-

Electricity shall not be transmitted into a belowground mine at a voltage exceeding 11000 Volts and shall not be used therein at a voltage exceeding 6600 Volts.

Provided that-

- (i) where hand-held portable apparatus is used, the voltage shall not exceed 125 V;
- (ii) where electric lighting is used -
  - (a) in **underground belowground** mines, the lighting system shall have a mid or neutral point connected with earth and the voltage shall not exceed 125 V between phases;
  - (b) on the surface of a mine or in an open cast mine **or oil mines or oil fields**, the voltage may be raised to 250 V, if the neutral or the mid point of the system is connected with earth and the voltage between the phases does not exceed 250 V;
- (iii) where portable hand-lamps are used in **underground belowground coal mines and hazardous area of oil mines or oil fields**, the voltage shall not exceed 30 V;
- (iv) where any circuit is used for the remote control or electric inter-locking of apparatus, the circuit voltage shall not exceed 30 V **for below ground mine or hazardous area of oil fields**.

Provided that in fixed plants on surface of the mines or opencast mines, the said voltage for the remote control or electric inter-locking may be permitted up to 250 V.

Provided further that such remote control or electric inter-locking apparatus are housed in following enclosures conforming to relevant Indian standards, namely:- ***To be reviewed***

- a) flame-proof enclosure type 'd' or
- b) pressurized enclosure type 'p' or
- c) sand filled apparatus type 'q' or
- d) increased safety enclosure type 'e', 'n' and 'o'

**103. Transformers.-** Where electricity is transformed **in belowground mines and oil fields**, suitable provision shall be made to guard against danger by reason of the lower voltage apparatus becoming accidentally charged above its normal voltage by leakage from or contact with the higher voltage apparatus.

**104. Switchgear and terminals.-** Switchgear and all terminals, cable-ends, cable-joints and connections to apparatus shall be totally enclosed and shall be constructed, installed and maintained as to comply with the following requirements, namely:-

- (i) all parts shall be of mechanical strength sufficient to resist rough usage;
- (ii) all conductors and contact areas shall be of adequate current-carrying capacity and all joints in conductors shall be properly soldered or otherwise efficiently made;
- (iii) the lodgement of any matter likely to diminish the insulation or affect the working of any switchgear shall be prevented;

(iv) all live parts shall be so protected or enclosed as to prevent persons accidentally coming into contact with them and to prevent danger from arcs, short-circuits, fire, water, gas or oil;

(v) where there may be risk of igniting gas, coal-dust, oil or other inflammable material, all parts shall be so protected as to prevent open sparking; and

(vi) every switch or circuit-breaker shall be so constructed as to be capable of opening the circuit it controls and dealing with any short-circuit without danger.

**105. Disconnection of supply.-** (1) Properly constructed switchgear for disconnecting the supply of electricity to a mine or oil-field shall be provided at a point ~~approved~~ **recommended** by the Electrical Inspector of Mines.

(2) At any time, when any cable or overhead line supplying electricity to the mine from the aforesaid switchgear is live, a person designated to operate the said switchgears shall be available within easy reach thereof:

Provided that in the case of gassy coal seam of second degree and third degree gassiness, the main mechanical ventilator operated by electricity shall be interlocked with the switchgear so as to automatically disconnect the power supply in the event of stoppage of main mechanical ventilator.

(3) When necessary in the interest of safety, any apparatus suitably placed, shall be provided for disconnecting the supply from every part of a system.

(4) If the Electrical Inspector of Mines, in the interest of safety considered it necessary, he may direct that the apparatus specified in sub-regulation (3) shall be so arranged as to disconnect automatically, from the supply, any section of the system subjected to a fault.

(5) Every motor shall be controlled by switchgear which shall be so arranged as to disconnect the supply from the motor and from all apparatus connected thereto and such switchgear shall be so placed as to be easily operated by the person designated to operate the motor.

(6) ~~If the Electrical Inspector of Mines feels it appropriate, the~~ The motor shall be controlled by ~~a switchgear~~ **a protective mechanism** to disconnect automatically the supply in the event of conditions of over-current, ~~over voltage~~ **under voltage or no voltage** and single phasing.

(7) Auxiliary fan shall be interlocked with the switchgear controlling power supply to the in-by face equipment of below ground coal mine for automatic disconnection of power supply in the event of the stoppage of the auxiliary fan.

**(8) Every feeder of the mine shall be controlled in a manner so as to disconnect the supply automatically in the event of conditions of over-current, short circuit, single phasing, under-voltage as relevant..**

**106. Cables.-** All cables, other than flexible cables for portable or transportable apparatus, shall fulfill the following requirements, namely:-

(i) all such cables, other than the outer conductor of a concentric cable, shall be covered with insulating material and shall be efficiently protected from mechanical damage and supported at sufficiently frequent intervals and in such a manner as to prevent damage to such cables;

(ii) (a) except as provided in clause (iii) no cables other than concentric cables or single core or two core or multi core cables protected by a metallic covering and which contain all the conductors of a circuit shall be used where the voltage exceeds 125 V or when an Inspector considers that there is risk of igniting gas or coal dust or other inflammable material, and so directs;

(b) the sheath of metal-sheathed cables and the metallic armouring of armoured cables shall be of a thickness not less than that recommended from time to time in the relevant standard of the Bureau of Indian Standards;

(iii) where a voltage exceeding 250 V but not exceeding 650 V direct current system is used, two single core cables may be used for any circuit provided that their metallic coverings are bonded together by earth conductors so placed that the distance between any two consecutive bonds is not greater than thirty metres measured along either cable;

(iv) The metallic covering of every cable shall be -

(a) electrically and mechanically continuous throughout;

(b) earthed, if it is required by sub-regulation (3) of regulation 101 to be earthed by a connection to the earthing system of conductivity specified therein;

(c) efficiently protected against corrosion where necessary;

(a) of a conductivity at all parts and at all joints at least equal to fifty per cent of the conductivity of the largest conductor enclosed by the said metallic covering; and

(b) where there may be risk of igniting gas, coal-dust, or other inflammable material, so constructed as to prevent, as far as practicable, the occurrence of open sparking as the result of any fault or leakage from live conductors.

(v) cables and conductors where connected to motors, transformers, switchgear and other apparatus, shall be installed so that,-

(a) they are mechanically protected by securely attaching the metallic covering to the apparatus; and

(b) the insulating material at each cable end is efficiently sealed so as to prevent the diminution of its insulating properties;

(vi) where necessary to prevent abrasion or to secure gas-tightness, properly constructed glands or bushes shall be provided;

(vii) unarmored cables or conductors shall be conveyed either in metallic pipes or metal casings or suspended from efficient insulators by means of non-conducting materials which will not cut the covering and which will prevent contact with any timbering or metal work and if separate insulated conductors are used, they shall be installed at least 3.75 cm. apart and shall not be brought together except at lamps, switches and fittings.

**107.Flexible cables.-** (1) Flexible cables for portable or transportable apparatus shall be two core or multi core, unless required for electric welding, and shall be covered with insulating material which shall be efficiently protected from mechanical injury.

(2) If flexible metallic covering is used either as the outer conductor of a concentric cable or as a means of protection from mechanical injury, it shall not be used by itself to form an earth conductor for such apparatus, but it may be used for that purpose in conjunction with an earthing core.

(3) Every flexible cable intended for use with portable or transportable apparatus shall be connected to the system and to such apparatus by properly constructed connectors:

Provided that for machines of voltage exceeding 650 V but not exceeding 33 kV a bolted type connector shall be used and the trailing cable shall be suitably anchored at the machine end.

Provided further that where there are space limitations for multiple on-board motors and equipment for transportable or portable machines, direct entry flexible cable with elastomeric sealing rings, compression gland, packing gland or sealing box which does not alter the flame proof property may be permitted and if a cable entry can accept any sealing ring with same outside diameter but different internal dimension, the ring shall have a minimum uncompressed axial height of twenty millimeter for circular cables of diameter not greater than twenty millimeter and twenty five millimeter for circular cables of diameter greater than twenty millimeter.

*To be reviewed*

(4) At every point where flexible cables are joined to main cables, a circuit breaker shall be provided which is capable of automatically disconnecting the supply from such flexible cables.

(5) Every flexible cable attached to a portable or transportable machine shall be examined periodically by the person designated to operate the machine, and if such cable is used underground, it shall be examined at least once in each shift by such person and if such cable is found to be damaged or defective, it shall forthwith be replaced by a cable in good condition.

(6) If the voltage of the circuit exceeds 250 V, all flexible cables attached to any transportable apparatus shall be provided with flexible metallic screening or pliable armoring and cables of portable apparatus shall be provided with flexible metallic screening on all the power and pilot cores.

Provided that the provision of this regulation shall not apply to flexible cables attached to any transportable or portable apparatus used in open cast mines or below



ground mines where reeling and unreeling of such cables is necessary as per design features of the equipment.

(7) All flexible metallic screening or armouring specified in sub-regulation (6) shall fulfill the requirement specified in clause (iv) of regulation 106 .

Provided that in the case of separately screened flexible cables the conductance of each such screen shall not be less than twenty five per cent of that of the power conductor and the combined conductance of all such screens shall in no case be less than that of 0.15 sq. cm. copper conductor.

(8) Flexible cable exceeding hundred metres in length shall not be used with any portable or transportable apparatus:

Provided that such flexible cable when used with coal cutting machines or cutter or loader or armoured face conveyor for long wall operation, or with shuttle cars or load haul dumper or cutter loader or all alike equipment for development and de-pillaring operation shall not exceed two hundred fifty metres in length:

Provided further that the aforesaid cable in case of an open cast mine when used with electrically operated heavy earth moving machinery shall not exceed three hundred metres in length and for bucked wheel excavator at 11 kV shall not exceed one thousand metres in length.

(9) Flexible cable, when installed in a mine, shall be efficiently supported and protected from mechanical injury.

(10) Flexible cables shall not be used with apparatus other than portable or transportable apparatus.

(11) Where flexible cables are used they shall be detached or otherwise isolated from the source of supply when not in use, and arrangements shall be made to prevent the energising of such cables by undesignated persons.

**108. Portable and transportable machines.-** The person designated to operate an electrically driven coal-cutter, or other portable or transportable machine, shall not leave the machine while it is in operation and shall, before leaving the area in which such machine is operating, ensure that the supply is disconnected from the flexible cable which supplies electricity to the machine and when any such machine is in operation, steps shall be taken to ensure that the flexible cable is not dragged along by the machine:

Provided that all portable and transportable machines used in underground mines shall operate on remote control from the concerned switchgear with pilot core protection.

Provided further that the portable and transportable machines used in open cast mines shall have the provision such that the power supply to the machine from concerned switchgear is remotely controlled from the machine.

**109. Sundry precautions.-** (1) All apparatus shall be maintained reasonably free from dust, dirt and moisture, and shall be kept clear of obstruction.

~~(2) All apparatus other than portable and transportable apparatus shall be housed in a room, compartment or box so constructed as to protect the contents from damage occasioned by falling material or passing traffic.~~

(3) Inflammable or explosive material shall not be stored in any room, compartment or box containing apparatus, or in the vicinity of any apparatus.

(4) In case of a fault in any circuit, the part affected shall be made dead without delay and shall remain so until the fault has been remedied.

(5) While lamps are being changed the supply shall be disconnected.

(6) No lampholder shall have metallic connection with the guard or other metal work of a portable hand lamp.

(7) The following notices in Hindi and local language of the district, so designed and protected as to be easily legible at all times, shall be exhibited at the following places, namely:-

(i) where electrical apparatus is in use, a notice forbidding undesigned persons to operate or otherwise interfere with such apparatus;

(ii) in the interior or at the surface of the mine where a telephone or other means of communication is provided, a notice giving full instructions to person, at the surface of the mine, designated to effect the disconnection of the supply of electricity to the mine.

(8) All apparatus, including portable and transportable apparatus, shall be operated only by those persons who are designated for the purpose.

(9) Where a plug-and-socket-coupling other than of bolted type is used with flexible cables, an electrical inter-lock or other approved device shall be provided to prevent the opening of the coupling while the conductors are live.

**110. Precautions where gas exists.**

(1) In any part of a coal-seam of the first degree gassiness –

(i) all cables shall be constructed, installed, protected, operated and maintained in such a manner as to prevent risk of open sparking;

(ii) all signaling, telecommunication, remote control and insulation tester circuits shall be so constructed, installed, protected, operated and maintained as to be intrinsically safe;

(iii) all apparatus including portable and transportable apparatus including lighting fittings used at any place which lies in-bye of the last ventilation connection shall be flame-proof:

Provided that electrically operated or battery operated portable or transportable apparatus such as shuttle car, men or material transporting equipment of increased safety type “e” shall be permitted at any place with suitable monitoring devices for detection of gases, if any;

(iv) all electric lamps at any place which lie in-by of the last ventilation connection and return airways shall be in flame proof enclosure and at other places these shall be in increased safety enclosure type ‘e’.

(2) At any place which lies in any part of a coal-seam of second and third degree gassiness –

(i) all signaling, telecommunication, remote control and insulation tester circuits shall be so constructed, installed, protected, operated and maintained as to be intrinsically safe;

(ii) all cables shall be constructed, installed, protected, operated and maintained in such a manner as to prevent risk of open sparking;

(iii) all apparatus, including portable and transportable apparatus used at any place within ninety metres of any working face or goaf in case of a second degree gassy mine and within two hundred seventy metres of any working face or goaf in case of third degree gassy mine or at any place which lies in-by of the last ventilation connection or in any return airways shall be flame-proof;

(iv) all electric lamps shall be enclosed in flame-proof enclosures.

(3) In any oil mine or oil-field, at any place within the zone-2 hazardous areas-

(i) all signaling and telecommunication, remote control and insulation tester circuits shall be so constructed, installed, operated, protected and maintained as to be intrinsically safe;

(ii) all cables shall be so constructed, installed, operated and maintained as to prevent risk of open sparking;

(iii) all apparatus including portable and transportable apparatus shall have the following types of enclosures conforming to the relevant Indian Standards, namely:-

(a) flame-proof enclosure type ‘d’ or

(b) pressurized enclosure type ‘p’ or

(c) sand filled apparatus type ‘q’ or

(d) increased safety enclosure type ‘e’, ‘n’ and ‘o’

(iv) all electric lamps shall be enclosed in increased safety enclosure type ‘e’.

(4) In **any** oil mine or oil fields at any place within the zone-1 hazardous areas-

(i) all signaling and telecommunication, remote control and insulation tester circuits shall be so constructed, installed, operated, protected and maintained as to be intrinsically safe;

(ii) all cables shall be so constructed, installed, operated and maintained as to prevent risk of open sparking;

(iii) all apparatus including portable and transportable apparatus shall have the following types of enclosures conforming to the relevant Indian Standards, namely:-

- (a) flame-proof enclosure type 'd' or
- (b) pressurized enclosure type 'p' or
- (c) sand filled apparatus type 'q'

(iv) all electric lamps shall be enclosed in flame-proof enclosures.

(5) In any oil mine at any place within zone-0 hazardous area no electrical equipment shall be used and where it is not practicable, intrinsically safe apparatus are only to be used which shall be conforming to relevant Indian standards or harmonized standards. ~~with the prior approval of the Inspector~~ and such installation of apparatus shall conform to relevant Indian standards/ harmonized standards and the details of installation, certified by the Owner/ Agent/ Manager/ Installation manager shall be submitted to the Electrical Inspector of mines.

(6) In any coal-seam of degree second and degree third gassiness or the hazardous area the supply shall be discontinued;

(i) immediately, if open sparking occurs;

(ii) during the period required for examination or adjustment of the apparatus, which shall necessitate the exposing of any part liable to open sparking;

(iii) the supply shall not be reconnected until the apparatus has been examined by the electrical supervisor or one of his duly appointed assistants and until the defect, if any, has been remedied or the necessary adjustment made; and

(iv) a flame safety lamp shall be provided and maintained in a state of continuous illumination near an apparatus, including portable or transportable apparatus, which remains energized and where the appearance of the flame of such safety lamps indicates the presence of inflammable gas, the supply to all apparatus in the vicinity shall be immediately disconnected and the incident reported forthwith to an official of the mine and such apparatus shall be interlocked with the controlling switch in such a manner as to disconnect power supply automatically in the event of percentage of inflammable gas exceeding one and one quarter in that particular district:

Provided that where apparatus for automatic detection of the percentage of inflammable gas or vapor are employed in addition to the flame safety lamps, such apparatus shall be approved by the inspector of mines and maintained in perfect order.

(7) In any part of a coal-seam of any degree of gassiness or in any hazardous area of an oil fields, if the presence of inflammable gas in the general body of air is found at any time to exceed one and one quarter per cent, the supply of energy shall be immediately disconnected from all cables and apparatus in the area and the supply shall not be reconnected so long as the percentage of inflammable gas remains in excess of one and one quarter per cent.

(8) In oil fields where concentration of inflammable gas exceeds twenty (20) percent of its lower explosive limit (LEL) a system should be in place to activate an audio alarm at

appropriate location. On activation of such alarm immediate action shall be taken to make operations safe and to isolate the cause in order to ensure safety of men, equipment, environment. In case the LEL rises to forty (40) percent, the supply of electricity shall be cut-off ~~immediately~~ automatically from all cables and apparatus lying within thirty metres of the installation and all sources of ignition shall also be removed from the said area and normal work shall not be resumed unless the area is made gas-free:

Provided that such disconnection shall not apply to intrinsically safe environment monitoring scientific instruments.

(9) Any such disconnection or reconnection of the supply shall be noted in the log sheet in ~~hard copy and electronic form~~ which shall be maintained in the form set out in Schedule-XIII and shall be reported to the Electrical Inspector of Mines

(10) The provisions of this regulation shall apply to any metalliferous mine which may be notified by the inspector of mines if inflammable gas occurs or if the inspector of mines is of the opinion that inflammable gas is likely to occur in such mine.

Explanation – For the purpose of this regulation;

(1) the expression ‘coal-seam of first degree gassiness’, ‘coal-seam of second degree gassiness’, ‘coal-seam of third degree gassiness’ and ‘flame-proof apparatus’ shall have the meanings respectively assigned to them in the Coal Mines Regulations, 1957.

(2) The following areas in oil mine or oil fields shall be known as hazardous areas, namely:-

(i) an area of not less than ninety metres around an oil-well where a blow-out has occurred or is likely to occur, as may be designated by the ~~Engineer-in-charge~~ Installation Manager or the senior most official present at the site;

(ii) an area within ~~ninety~~ sixteen metres of an oil-well which is being tested by open flow;

(iii) an area within fifteen metres of :

(a) a producing well-head or any point of open discharge of the crude there from or other point where emission of hazardous atmosphere is normally likely to arise; or

(b) any wildcat or exploration well-head being drilled in an area where abnormal pressure conditions are known to exist; or

~~(c) any exploration or interspaced well-head being drilled in the area where abnormal pressure conditions are known to exist;~~

(iv) any area within ~~four and one-half~~ three meters of :

(a) any producing well-head where a closed system of production is employed such as to prevent the emission or accumulation in the area in normal circumstances of a hazardous atmosphere; or

(b) exploration or interspaced well-head being drilled in an area where the pressure conditions are normal and where the system of drilling employed includes adequate measures for the prevention in normal circumstances of emission or accumulation within the area of a hazardous atmosphere; or

(c) ~~an oil well which is being tested other than by open flow.~~

(3) “hazardous atmosphere” means an atmosphere containing any inflammable gases or vapours in a concentration capable of ignition.

(4) “Zone 0 hazardous area” means “an area in which hazardous atmosphere is continuously present.”

(5) “Zone 1 hazardous area” means “an area in which hazardous atmosphere is likely to occur under normal operating conditions”.

(6) “Zone 2 hazardous area” means “an area in which hazardous atmosphere is likely to occur under abnormal operating conditions”.

**111.Shot-firing.** – (1) When shot-firing is in progress adequate precautions shall be taken to protect apparatus and conductors, other than those used for shot-firing, from injury.

(2) Current from lighting or power circuits shall not be used for firing shots.

(3) ~~The provisions of regulation 107 shall apply in regard to the covering and protection of shot-firing cables~~ construction of short firing cables shall conform to IS 5950 (or latest version) and adequate precautions shall be taken to prevent such cable touching other cables and apparatus.

**112.Signaling.** - Where electrical signaling is used,-

(i) adequate precautions shall be taken to prevent signal and telephone wires coming into contact with other cables and apparatus;

(ii) the voltage used in any one circuit shall not exceed 30 V;

(iii) contact-makers shall be so constructed as to prevent the accidental closing of the circuit; and

(iv) bare conductors, where used shall be installed in suitable insulators.

**113.Haulage.** - Haulage by electric locomotives on the overhead trolley-wire system, at voltage not exceeding 650 V and haulage by storage battery locomotives may be used with the prior consent in writing of the Electrical Inspector, and subject to such conditions as he may impose in the interests of safety.

**114.Earthing of neutral points.** - Where the voltage of an alternating current system exceeds 30 Volts, the neutral or mid-point shall be earthed by connection to an earthing system in the manner specified in regulation 99.

Provided that when the system concerned is required for blasting and signaling purposes, the provisions of this regulation shall not apply.

Provided further, that in case ~~of unearthed neutral system adequate protection shall be provided with the approval of the Inspector~~ wherein an unearthed neutral system is used, it shall be equipped with a suitable ground protection system that approved by the Electrical Inspector of Mines to automatically isolate the supply of the faulty location.

**115. Supervision.** - (1)(i) One or more electrical supervisors ~~as directed by the Electrical Inspector of Mines~~ shall be appointed in writing by the owner, agent or manager of a mine or by the agent or the owner, of one or more wells in an oil field to supervise the installation and such number of supervisors shall be on duty as per guidelines of schedule XIV.

(ii) The electrical supervisor so appointed shall be the person holding a valid Electrical Supervisor's Certificate of Competency, covering mining installation issued by the Appropriate Government ~~under sub-regulation (1) of regulation 29.~~

~~(ii)(b) In case of oil fields, the electrical supervisor so appointed shall be the person holding a valid Electrical Supervisor's Certificate of Competency, issued under sub-regulation (1) of regulation 29.~~

**OR**

(ii) (b) The person holding degree in Electrical Engineering from a recognized institute or university with two years experience in the mines (coal/oil/metal) and having undergone the training under Reg-116 or the diploma in Electrical Engineering from a recognized institute or university with three years experience in the mines (coal/oil/metal) and having undergone the training under Reg-116 or a certificate in electrical trade, preferably with a two years course from a Industrial Training Institute recognized by the Central Government or the State Government with seven years experience in the mines (coal/oil/metal) and having undergone the training under Reg-116 can be appointed by the Owner/Agent/Manager of a mine or by the agent or the owner, of one or more wells in an oil fields to supervise the installations. **To be redrafted along with training syllabus/schedule**

(iii) ~~One or more~~ electricians as per guidelines mentioned in schedule XIVA shall be appointed in writing by owner, agent or manager of a mine or by the agent or the owner in an oil field for carrying out the duties.

~~(iv) The Electrician shall be a person holding license under sub-regulation (1) of regulation 29.~~

The Electrician shall be a person holding work permit issued by appropriate Government.

**OR**

The person holding a certificate in electrical trade, preferably with a two years course from a Industrial Training Institute recognized by the Central Government or the State Government with two years experience in the mines (coal/oil/metal) and having undergone the training under Reg-116 can be appointed by the Owner/Agent/Manager of a mine or by the agent or the owner, of one or more wells in an oil fields to perform the duties. **To be redrafted along with training syllabus/schedule**

(v) For small open cast mines and below ground mines receiving supply at voltage not more than 650 V and not having portable or transportable apparatus, electrical supervisor and electrician shall be appointed for more than one mine by the Electrical Inspector of Mines.

(2) Every person appointed to operate, supervise, examine or adjust any apparatus shall be competent to undertake the work which he is required to carry out as directed by the Engineer.

(3) The electrical supervisor shall be responsible for the proper performance of the following duties, by himself or by an electrician appointed under sub-regulation (1).

(i) thorough examination of all apparatus, including the testing of earth conductors and metallic coverings for continuity, as often as may be necessary to prevent danger;

(ii) examination and testing of all new apparatus, and of all apparatus, re-erected in the mine before it is put into service in a new position.

(4) In the absence of any electrical supervisor, the owner, agent or manager of the mine and oil field shall appoint in writing a substitute electrical supervisor.

(5) (i) The electrical supervisor or the substitute electrical supervisor appointed under sub-regulation (4) to replace him shall be personally responsible for the maintenance at the mine or oil-field, of a log-book made up of the daily log sheets prepared in the form set out in Schedule- XIII.

(ii) The results of all tests carried out in accordance with the provisions of sub-regulation (3) shall be recorded in the log-sheets prepared in the form set out in Schedule- XIII.



## Chapter XI

### Additional safety requirements for HVDC

**General Safety requirements.-** (1) A wire mesh shall be provided beneath the walk way; wherever constructed above the hanging valves in the valve hall.

(2) Smoke Detection system shall be provided in the valve hall to facilitate the early detection of fire in the valve hall.

(3) Cables used for sensitive measurements shall be laid in separate and completely screened or covered channels or galvanised steel pipes.

(4) A separate emergency source of illumination with automatic initiation shall be provided in every room or compartment of HVDC station.

(5) No oil immersed apparatus shall be kept with in the valve hall.

(6) All doors of compartments containing modules equipped with laser diodes and junction boxes of the fibre optic cables shall be locked and marked with laser warning symbols.

**Fencing of filter banks.-** (1) AC and DC filter banks area shall be efficiently protected by fencing not less than 1.8 metres in height or other means so as to prevent access to the conductors and apparatus therein by any person and the fencing of such area shall be earthed efficiently.

(2) The gate of fencing and earth switch of the filter bank shall be interlocked such that the gate can be opened only after the disconnection and discharging of the filter bank completely.

(3) The smoothing reactor shall be fenced all around and the fence shall not fall in the Magnetic Clearance Contour (MCC) of the smoothing reactor.

**Earthing requirements.-** (1) Converter transformer shall be provided with separate perimeter earthing conductor.

(2) The line side neutral of the converter transformer bank shall be grounded at one point only.

(3) Grounding grid shall not be reinforced under the air core reactors.

(4) Every part of support structure circumference of the air cored reactor shall be earthed at one point only.

(5) RFI screen of valve hall shall be electrically connected and effectively earthed.

(6) Metallic sheeting, prefabricated structure members and trusses housing HVDC apparatus shall be electrically connected and efficiently earthed.

(7) Insulating pads shall be provided between the steel reinforcement, used as earthing in foundation beneath the smoothing reactor, wherever they are crossing each other.

## Chapter XII

### Additional safety requirements for GIS

**General Safety requirements.-** (1) A separate emergency source of illumination with automatic initiation shall be provided in every room or compartment of GIS station.

(2) Cable cover protection unit shall be provided between flanges of GIS and cable termination unit.

(3) GIS installation of 400 kV and above voltage shall be provided with partial discharge monitoring system.

**Earthing requirements.-** (1) Enclosure of GIS bay shall be earthed for high frequency transient voltage, as per OEM recommendations, apart from the regular earthing.

(2) Travelling wave energy generated inside the GIS due to switching operations shall be diverted to the ground by providing effective earthing from bushing shroud to the ground.

**Testing requirements.-** GIS installation shall be tested at site for High Voltage Power frequency test before commissioning and after any repairs involving opening of pressurized compartments or as per OEM recommendations.

## Chapter XIII

### Additional safety requirements for solar park installations

**General safety requirements.-** (1) Solar modules without shrouded connectors should be covered with lightproof material during installation.

(2) Proper Segregation and clearance to be provided between positive and negative components including wiring, terminal boxes etc inside the combiner box.

(3) Transparent acrylic sheets shall be provided between the positive and negative terminals and also terminal points shall be covered with insulating materials as well to prevent any accidental contact after opening the box.

(4) All interior and exterior DC conduit, enclosures, cable assemblies, junction boxes, combiner boxes, and disconnectors shall be identified with permanent marking.

(5) Pathways for roof access and emergency exit shall be provided for roof top system.

(6) Solar Park shall be efficiently protected by fencing not less than 1.8 metres in height or other means so as to prevent external potential entry.

(7) Disconnection switches or circuit breakers provided to disconnect the PV system from all other conductors of the system shall be located at a readily accessible location and shall be manually operable.

(8) PV modules shall possess qualification plus test certificates in addition to the type test certificates as per relevant IS/IEC standards.

(9) PV modules shall be suitable for no less than 25 year of applications under the site conditions.

(10) The silicon wafer thickness for crystalline silicon PV modules shall be no less than 180 micron.

(11) The inverter shall be provided with maximum power point tracking (MPPT) function.

(12) Grid inverter shall have no less than 98.6% efficiency.

(13) SCADA system shall be provided to start or stop the grid inverter.

(14) The solar tracker shall be installed to orient PV modules following the sun's elevation to maximise the power generation with tracking accuracy less than 2 degrees.

(15) Inverter shall be capable of automatic start/stop and synchronisation with grid.

(16) Inverter shall be provided with LCD touch screen or display panel for locally and manually control of the main equipments.

(17) Three phases on the AC side and positive and negative conductor on the DC side shall be marked and identified with different colours.

**Earthing requirements.-** (1) One point of the output circuit of PV system of voltage exceeding 50 V dc shall be provided with a connection to earth, in addition to the normal system earthing, for the purpose of limiting the imposed voltages from outside sources and stabilize the voltage to earth during normal operation.

Provided that if there is Ground-Fault Protection (GFP) device in the circuit, the grounding shall only be at that point.

(2) Earthing for AC and DC system shall be interconnected so as to have equipotential system.

(3) DC input negative earthing function shall be provided to prevent potential induced degradation (PID)

(4) The frame of inverter cabinet shall be connected with the earthing bus bar through the earthing terminals using multiple strands of copper wire with a cross section of not less than 4 sq mm.

(5) The inverter shall be provided with negative earthing on DC input side, Ground fault detector interruption.

(6) Protective earthing shall be made inside the inverter cabinet.

**Protection, testing and interlocking requirements.-** (1) Every combiner box shall be provided with suitable Type-1 Surge Protective device with arc extinguishing capability to avoid any risk of fire.

(2) Surge protection device shall be installed to reduce surge induced failures of electrical and electronic system.

(3) The input circuits of combiner box shall be provided with over current protection.

(4) The output circuits of combiner box shall be provided with isolation protection.

(5) The combiner box for outdoor use shall be protected against corrosion, rust and sunlight exposure and a protection class of IP65 or above is required.

(6) Ingress protection (IP) for PV module and junction box/connectors shall be no less than IP65 and IP67 respectively.

(7) Earth fault protection for PV array and inverter shall be provided.

(8) The open circuit voltage measurement, polarity, short circuit and string check test shall be carried out at site.

(9) The inverter shall be able to withstand 50 Hz 2 KV AC for 1 minute between input circuit and ground, between output circuit and ground and between input and output circuit without breakdown, flashover for 1 minute with leakage current less than 20 mA.

(10) Suitable lightning system shall be provided for the solar plant as per IS/IEC 62305-1/2/3/4-2010 (as amended).

(11) The inverter in the PV systems connected to the grid, shall be provided with anti-islanding protection for the purpose of detecting islanding and stop supplying power if the grid is down.

(12) The inverter shall be provided with atleast fuse and disconnecting switch at DC input and circuit breaker and emergency stop switch at the AC output.

(13) The electrical panels shall have protection code of at least IP20.

(14) Inverter cabinet and components inside shall be protected from corrosion.

**Handling of solar park apparatus.-** (1) Persons designated under under regulation 3(1) or engaged or appointed under regulation 6(1) or regulation 7(1) shall be provided with dark glasses in addition to the PPEs before entering the solar park.

(2) No person shall work on any PV system even if the disconnect switch is open and no person shall assist such person on such work, unless he is designated in that behalf under regulation 3(1) or engaged or appointed under regulation 6(1) or regulation 7(1) and takes the safety precautions given in Schedule-III (Part-I) as the output circuit of PV system is always live.

**Clearance requirements PV modules and switchgear panels for solar park.-** (1) There shall be a minimum clearance of 500 mm between finished ground level and bottom of any PV modules.

(2) LT panels facing front to front of each other shall be provided with minimum 1500 mm clearance or as recommended by the manufacturer.

(3) In case of HT panel facing each other, front clearance shall be 2000 mm and side and rear clearance shall be minimum 1000 mm and 800 mm clearance respectively or as recommended by the manufacturer.

**Requirement to prevent fire for solar park.-** (1) Fire fighting system for inverter room and control room shall be as per relevant provisions of CEA (Technical Standards for Construction of Electrical plants and Electrical Lines) Regulations.

(2) Enclosure of combiners box shall be made of fire retardant material with self-extinguishing property and free from Halogen.

(3) Fire Resistance Low Smoke zero Halogen (FRLSH) shall be used.

(4) Fire detection, alarm and control system shall be provided as per relevant IS.

**Insulation resistance of inverter.-** Insulation resistance when measured with 2 kV DC for 1 minute between input circuit and ground, between output circuit and ground and between input and output circuit shall be atleast 2 MEGA OHM.

## Chapter X

### Miscellaneous

**116. Deviations.- (1)** The Central Government or the State Government, as the case may be, by order in writing, allow deviations in respect of matters referred in these regulations except regulation 30.

(2) The Electrical Inspector or the inspector of mines may, by order in writing, allow deviations in respect of matters referred in regulations 12 to 17, 28, 35(2)(3) and (5), 36(3), 37(i) to (iv), 41(xii), 43, 44(2), 46, 52 to 54, 57 to 61, 65, 72, 74, 78 to 91, 102, 107(6), (8) and (10) and 114

*Explanation-* Every order allowing the deviations by the Electrical Inspector or the Inspector of Mines under sub-regulation (2) shall be placed before the Central or State Government which may disallow or revise such deviations.

**Handling electric supply lines and apparatus for carrying out shut down work or testing**

**[See sub-regulation (3) of regulation (19)]**

**Part-II**

**Precautions to be observed**

(1) Before commencement of any shut down work or testing in an electric supply line or apparatus, the Engineer or Supervisor in-charge of the work or testing shall identify the possible hazards, such as; electrocution, flash over, fall of person from height, fall of objects from height, failure of Tools & Plants, fire, etc., that may be encountered while carrying out the work or testing near charged area and take necessary precaution to protect the working personnel.

(2) The Engineer or Supervisor in-charge of the work shall, before commencement of any work, brief the entire working group or gang of the hazards that may be encountered and the necessary precautions to be taken by them.

(3) The Engineer or Supervisor in-charge of the work shall obtain proper Permit-To-Work (PTW) from the concerned Operation In-charge(s) and ensure that the electric supply line or apparatus or section is isolated from all sources of energy, de-energised and earthed.

(4) The Engineer or Supervisor in-charge of the work shall ensure that adequate and appropriate local earths are fixed at the zone of working, and the earthing rods remain connected to the isolated section of the electric supply line or apparatus or section till all men and materials have been moved away to safe zone and PTW is returned on completion of the work.

(5) If the local earths are required to be removed for any testing purpose, the same shall be done only when all the working personnel are in the safe zone, on the ground or on the tower, and in the presence of the Engineer or Supervisor. If the working personnel are required to go up or approach the conductor(s) subsequently for any work, such as, removal of test leads, tightening or adjustment, they shall be permitted to proceed only after re-fixing the local earths, as required.

(6) The Engineer or Supervisor in-charge of the work shall positively confirm by suitable means that the electric supply line or apparatus or section is totally dead before giving clearance for the working personnel to approach same.

(7) The Engineer or Supervisor in-charge of the work shall, while carrying out the shut down work or testing, ensure that working personnel are maintaining safe distance from the adjacent charged electric supply line or apparatus or section, and also, no objects, such as, Tools & Plants, ladders, cranes, man-lifts, etc., are moved, so as to infringe the safe distance, endangering the working personnel.

(8) Mobile cranes, derricks, man lifts and wheel mounted ladders shall be effectively earthed when being moved or operated in close proximity with energized apparatus or section.

(9) Portable ladders and poles shall be carried only in the horizontal position when being moved in close proximity with energized lines or equipment or area.

#### **Further Precautions to be observed**

(1) Adequate and effective supervision shall be ensured by the owner as well as the contractor for all activities while working or testing on electric supply lines and apparatus when any shut down work or testing is done near charged electric supply line or apparatus or section.

(2) Lone worker shall never be allowed to work on electric supply lines, equipments and apparatus or while testing.

(3) Sufficient supervisory personnel shall be deployed for close monitoring while various type of works are under progress at the same or different locations. Supervising work shall never be delegated to the sub-contractors' personnel.

(4) The deployed Supervising Personnel shall not leave the working spot when shut down work at height or testing is in the progress, as the working personnel may not be aware of the consequences of unsafe practices. No other work, which requires them to move out of the location, shall be undertaken by Supervising personnel, when shut down work or testing is in the progress.

(5) Wherever shut down activities are required to be carried out for more than one day on the any electric supply lines, apparatus or section, earthing(s) provided at the said work site shall be inspected by the Engineer or Supervisor every day morning for their healthiness, fitness and proper tightening, before giving clearance for the working personnel to climb the tower or structure to resume the work.



*Handling HVDC apparatus for carrying out shut down work or testing*

[See sub-regulation (3) of regulation (19)]

**Part-III**

**Precautions to be observed**

- (1) The Engineer or Supervisor in-charge of the work shall obtain proper Permit-To-Work (PTW) from the concerned Operation In-charge(s) and ensure that the electric supply line or apparatus or section is isolated from all sources of energy, de-energised and earthed.
- (2) Before commencement of any shut down work or testing of GIS apparatus, the Engineer or Supervisor in-charge of the work or testing shall identify the possible hazards, such as; electrocution, flash over, fall of person from height, fall of objects from height, failure of Tools & Plants, fire, etc., that may be encountered while carrying out the work or testing near charged area and take necessary precaution to protect the working personnel.
- (3) The Engineer or Supervisor in-charge of the work shall, before commencement of any work, brief the entire working group or gang of the hazards that may be encountered and the necessary precautions to be taken by them.
- (4) Attach warning labels to all neighboring installation parts (to be removed after the works have been carried out).
- (5) The Engineer or Supervisor in-charge of the work shall allow access to the Valve hall, DC Filter Area, AC Filter Area and DC hall (if any) only when the apparatus therein are completely de-energised effectively earthed.,
- (6) The work on AC/DC filter bank shall only begin after grounding the entire capacitor bank.
- (7) There shall be at least 10 minutes time gap between grounding the entire capacitor bank and starting the work on bank. There after unit must be short circuited.
- (8) The de-energized bushing shall be checked for stored charge by touching all the surfaces of both indoor and outdoor side composite insulators and all other parts of the bushing using a proper test instrument.
- (9) The gas pressure inside HVDC through wall bushing shall be reduced to a level prescribed by the manufacturer before starting any work or handling of the bushing.

*Handling GIS apparatus for carrying out shut down work or testing*

[See sub-regulation (3) of regulation (19)]

**Part-IV**

**Precautions to be observed**

- (1) The Engineer or Supervisor in-charge of the work shall obtain proper Permit-To-Work (PTW) from the concerned Operation In-charge(s) and ensure that the electric supply line or apparatus or section is isolated from all sources of energy, de-energised and earthed.
- (2) Operation, maintenance and repair must be carried out by trained and certified personnel only.
- (3) Before commencement of any shut down work or testing of GIS apparatus, the Engineer or Supervisor in-charge of the work or testing shall identify the possible hazards, such as; electrocution, flash over, fall of person from height, fall of objects from height, failure of Tools & Plants, fire, etc., that may be encountered while carrying out the work or testing near charged area and take necessary precaution to protect the working personnel.
- (4) The Engineer or Supervisor in-charge of the work shall, before commencement of any work, brief the entire working group or gang of the hazards that may be encountered and the necessary precautions to be taken by them.
- (5) Wear hearing protection during operation.
- (6) Take care when touching the enclosure at any time as enclosures may heat up to the temperature of 70°C.
- (7) Observe the procedures for storage, transportation, and the use of filling equipment.
- (8) Wear the personal protective equipment: respirator mask (self-contained breathing equipment if necessary), protective overall, protective gloves, safety shoes, safety glasses.
- (9) Attach warning labels to all neighboring installation parts (to be removed after the works have been carried out).
- (10) Provide proper electrical clearance as required by interlocking rules. Mark e.g. main circuits and control circuits with appropriate tags.
- (11) Block off neighboring live parts with screens, insulating mats or spacer grids in order to prevent unintended contacts.
- (12) While working on any compartment in GIS, the immediate adjacent compartment(s) must be also depressurized for safety of the working person.
- (13) SF<sub>6</sub> gas following events such as arc faults becomes contaminated and contains poisonous substances. Hence, handling of SF<sub>6</sub> in such cases must be done using proper PPEs and by a trained personnel preferably from the original equipment manufacturer (OEM).
- (14) The switchgear installation shall not be operated if the density of SF<sub>6</sub> gas indicated at the density monitors is not in the operating range.
- (15) Do not remove any protective covers if an assembly is energized.
- (16) The Engineer or Supervisor in-charge of the work shall ensure that adequate and appropriate local earths are fixed at the zone of working, and the earthing rods remain connected to the isolated section of the electric supply line or apparatus or section till all men and materials have been moved away to safe zone and PTW is returned on completion of the work.

**Minimum safety working clearances where electricity at voltage exceeding 650 V is supplied, converted, transformed or used**

[See sub-regulation (2)(iii) of regulation (44)]

<b>Highest System Voltage (kV)</b>	<b>Safety Working Clearance (Metres)</b>
12	2.6
36	2.8
72.5	3.1
145	3.7
245	4.3
420	6.4
800	10.3

(1) The above values are valid for altitude not exceeding 1000 m. A correction factor of 1.25 per cent per 100 m is to be applied for increasing the clearance for altitude more than 1000 m and upto 3000 m;

(2) The above safety working clearances are based on an insulation height of 2.44 m which is the height of lowest point on the insulator, where it meets the earthed metal, from the ground;

(3) “Safety Working Clearance” is the minimum clearance to be maintained in air between the live part of the equipment on one hand and earth or another piece of equipment or conductor on which it is necessary to carry out the work, on the other;

(4) The “Highest System Voltage” is defined as the highest rms phase to phase voltage which occurs under normal operating conditions at any time and at any point of the system. It excludes voltage transients (such as those due to system switching) and temporary voltage variations due to abnormal system conditions (such as those due to fault conditions or the sudden disconnection of large loads).

**Minimum safety clearances to be maintained for bare conductors or live parts of any apparatus in out-door sub-stations, excluding overhead lines of HVDC installations**

**[See sub-regulation (5) of regulation (44)]**

S.No.	DC Voltage (kV)	Pole to Earth Clearance (Metres)	Ground Clearance (Metres)
1.	100 kV	1.17	4.55
2.	200 kV	1.80	5.65
3.	300 kV	2.45	6.75
4.	400 kV	3.04	8.00
5.	500 kV	3.65	9.00
6.	600 kV	3.98	10.1
7.	800 kV	5.3	11.2

- (1) The above ground clearances are not applicable to equipment that are housed within fence or a building and where access is prevented under energised condition through a suitable safety interlocking scheme;
- (2) The above pole to earth clearances are for conductor-structure electrode configuration using gap factor k equal to 1.35.
- (3) It is recognised that within a substation many different types of electrode configurations shall be there with different values of k, therefore, the above clearance shall be modified based upon the values of gap factor for a particular electrode configuration subjected to the minimum ground clearance.
- (4) Clearance shall be provided for electrical apparatus so that sufficient space is available for easy operation and maintenance without any hazard to the operating and maintenance personnel working near the equipment and for ensuring adequate ventilation.

**Form for reporting failure of Transformers or Reactors of rating  
20 MVA/MVAR and above**

**{See sub-regulation (8) of regulation (46)}**

- (1) — Type of Equipment (Transformer or Reactor)
- (2) — Capacity (MVA/MVAR)
- (3) — Location (A
- (4) — Date of failure
- (5) — Year of manufacture
- (6) — Date of Installation
- (7) — Make
- (8) — Reasons for failure
- (9) — Measures being taken to avoid recurrence of failure

Date :-

\_\_\_\_\_  
(Signature and name of Manager/Executive  
Engineer of the installation)

TO:-  
The Secretary  
Central Electricity Authority  
New Delhi

Part-A

Form for reporting failure of substation equipment & cable of 220 kV and above voltage class

[See sub-regulation (8) of regulation (46)]

1. Name of Substation
2. Utility/Owner of substation
3. Faulty Equipment/cable
4. Rating plate details  
(e.g. MVA, MVAR, Voltage, current, voltage ratio, CT ratio, PT/CVT ratio, tap range, basic insulation level, continuous operating voltage & rated voltage & nominal discharge current of SA, short circuit withstand current & time, duty cycle, size of cable etc., as applicable for equipment/cable)
5. Make/Manufacturer
6. Serial No.
7. Year of manufacturing
8. Date of commissioning
9. Date and time of occurrence/discovery of fault
10. Fault discovered while equipment was in (Service/Maintenance)
11. Present condition of equipment (Completely damaged/reparable)
12. Details of previous maintenance (provide list of all maintenance activity & tests carried out along with date of testing/maintenance and test results)
13. Details of previous failure of same equipment/cable (if the equipment was used after repair or replacement of some parts)
14. Sequence of events leading to failure
15. Details of protection provided for the equipment/cable
16. Details of protection operated during fault and their settings
17. Atmospheric condition at the time of fault
18. Details of Tests done on equipment/cable after failure
19. Details, if any other equipment & accessories affected/damaged by faulty equipment
20. Reason for failure
21. Measures to be taken to avoid recurrence of failure
22. Date of restoration/replacement of faulty equipment/cable
23. Conclusion/recommendations

Note: Attach factory & commissioning test reports; event logger/disturbance recorder data & photographs of failed equipment, if available.

Date :  
Manager/Executive

(Signature and name of

Engineer of the installation)  
Contact details (Address /Mobile No./Phone

No./Email)

To,  
The Secretary  
Central Electricity Authority  
Sewa Bhawan, R.K.Puram  
New Delhi-110066

## Part-B

### Form for reporting failure of Towers of 220 kV and above voltage class Transmission lines

[See sub-regulation (8) of regulation (46)]

1. Name of Transmission line with voltage level:
2. Length of line (km):
3. Type of configuration [(S/C, D/C, S/C strung on D/C towers, narrow base etc.)]
4. Number of Towers and Type of Towers failed: [suspension / tension/dead end /special tower  
/river crossing tower/ Powerline crossing/Railway Crossing etc., with / without extension  
(indicate the type & length of extension)]
5. Tower location No. with reference to nearest substation(indicate Name):
6. Name and size of conductor:
7. No. of sub-conductors per bundle and bundle spacing:
8. Number and size of Ground wire/OPGW (if provided):
9. Type of insulators in use(Porcelain / Glass / Polymer):
10. Configuration of insulators (I / V / Y / tension)
11. No. of insulators per string and No. of strings per phase:
12. Year of construction / commissioning:
13. Executing Agency:
14. Weather condition on the date of failure:
15. Terrain Category:
16. Wind Zone (1/2/3/4/5/6) and velocity of wind:
17. Details of earthing of tower (pipe type/ Counter poise):
18. Line designed as per IS: 802 (1977/1995/any other code):
19. The agency who designed the line:
20. Any Special consideration in design:
21. Date and time of occurrence/discovery of failure:
22. Power flow in the line prior to failure:
23. Any missing member found before / after failure of towers:
24. Condition of foundation after failure:
25. Brief Description of failure: [along with photographs(if available), other related information like tower schedule, newspaper clipping for cyclone / wind storm etc.]
26. Probable cause of failure:
27. Details of previous failure of the line / tower:
28. Whether line will be restored on ERS or Spare tower will be used:
29. Likely date of restoration:
30. Present Status:
31. Details of any Tests carried out after failure:
32. Single line diagram / clearance diagram of the failed tower(s) with all dimensions (Horizontal and vertical dimensions including the base width of tower)
33. Tower spotting data
34. Tower Schedule for the failed section
35. Sag tension calculation considered for the design of towers
36. Any other relevant information:

Date :  
Manager/Executive

(Signature and name of

Engineer of the installation)  
Contact details (Address /Mobile No./Phone

No./Email)

To,  
The Secretary  
Central Electricity Authority  
Sewa Bhawan, R.K.Puram  
New Delhi-110066



**Minimum clearance in air above ground and across road surface of National Highways or State Highways or roads, other than National or State Highways, or highest traction conductor of railway corridors or navigational or non-navigational rivers for lowest conductor of an alternating current overhead lines, including service lines, of nominal voltage system**

[See sub-regulation (5) of regulation (58)]

Nominal voltage of system	Clearance above ground			Clearance between conductor and road surface across National Highway (m)	Clearance between conductor and road surface across State Highway (m)	Clearance between conductor and road surface across roads other than National or State Highways (m)	Clearance between conductor and rail level across Railway Corridor (m)	Clearance above HFL for River crossing	
	Across Street (m)	Along Street (m)	Elsewhere (m)					Navigational river (m)	Non-navigational river (m)
0.4 kV	5.80	5.50	4.60			5.80	U/G Cable		
3.3 kV	6.10	5.80	4.60			6.10	U/G Cable		
6.6 kV	6.10	5.80	4.60			6.10	U/G Cable		
11 kV	6.10	5.80	4.60			6.10	U/G Cable		
22 kV	6.10	5.80	5.20			6.10	14.10		
33 kV	6.10	5.80	5.20			6.10	14.10		
66 kV	6.10	6.10	5.50	11.60	11.60	8.10	14.10	19.00	3.65
110 kV	6.10	6.10	6.10	11.60	11.60	8.10	14.60	19.00	4.30
132 kV	6.10	6.10	6.10	11.60	11.60	8.10	14.60	19.22	
220 kV	7.02	7.02	7.02	12.52	12.52	9.02	15.40	20.10	5.10
400 kV	8.84	8.84	8.84	14.00	14.00	10.84	17.90	21.90	6.40
765 kV	15.00	15.00	15.00	18.80	18.80	17.00	23.40	25.55	9.40
1150 kV	24.00	24.00	24.00	30.00	30.00	26.00	23.00 (from highest traction conductor)	29.90	11.00

For  $V > 33$  kV Min clearance is 5.1816 (17 ft) + 0.3048 m (1 ft) for every additional 33 kV or part there of.

For navigable rivers, clearances shall be fixed in relation to the tallest mast in consultation with the concerned navigational/port authorities. The clearances being generally followed by utilities in respect of navigable rivers for A.C transmission lines as per 2006 Memorandum of Ministry of Shipping, Road Transport and Highways is as follows:

In case of accessible frozen rivers/lakes, the minimum clearance above frozen rivers/lakes should be equal to the minimum clearance in air above ground.

Upto 220 kV, electric fields are of marginal interest. (Source: Transmission Line Reference Book - 345 Kv and Above, EPRI)

\* Higher clearance due to predominantly high electrostatic field (ICNIRP limit: 10 kV/m in RoW) at voltage exceeding 400 kV are adopted.

**Schedule-X-B**

**The minimum clearance in air above ground and across road surface of National Highways or State Highways or roads, other than National or State Highways, or highest traction conductor of railway corridors or navigational or non-navigational rivers for lowest conductor of High Voltage Direct Current (HVDC) overhead line of nominal voltage system**

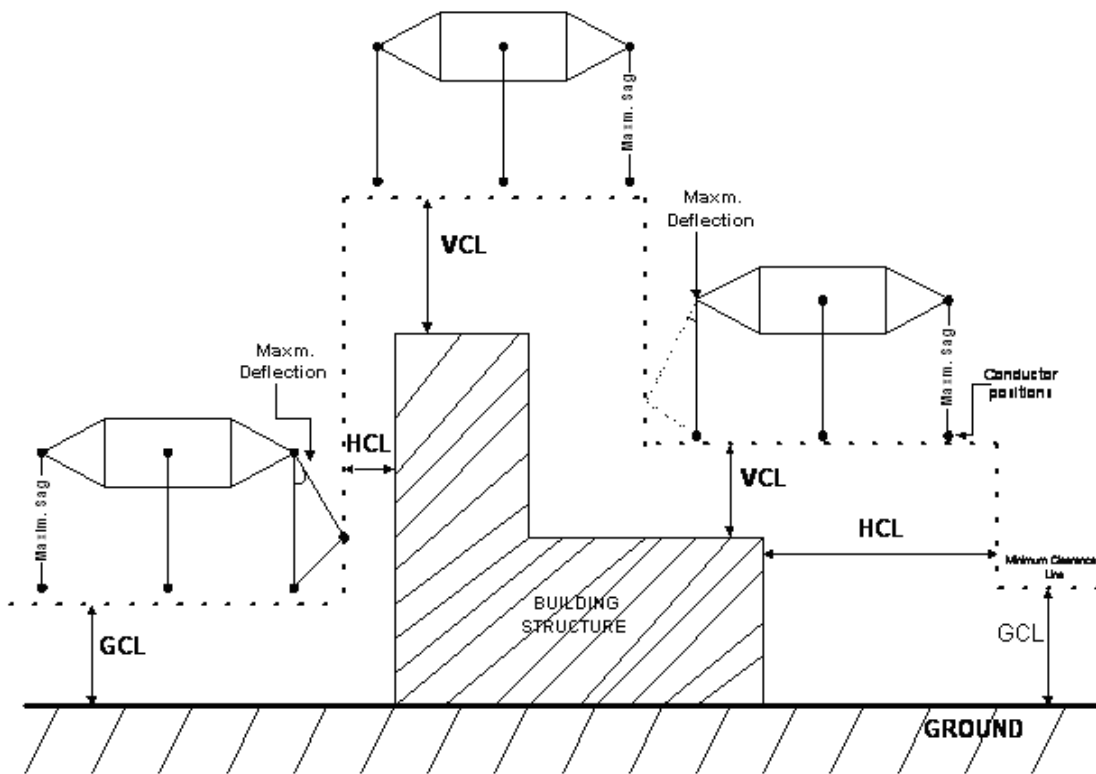
**[See sub-regulation (6) of regulation (58)]**

Sl.No.	DC Voltage ( <del>kV</del> )	Ground Clearance ( <del>mtrs.</del> ) (m)	Clearance between conductor and road surface across National Highway (m)	Clearance between conductor and road surface across State Highway (m)	Clearance between conductor and road surface across roads other than National or State Highways (m)	Clearance between conductor and highest traction conductor across Railway Corridor (m)	Clearance above HFL for River crossing	
							Navigational River (m)	Non-navigational River (m)
1.	100 kV	6.10						
2.	200 kV	7.30						
3.	300 kV	8.50						
4.	400 kV	9.40						
5.	500 kV	10.60 (12.5)*					20.03	6.75
6.	600 kV	11.80 (????)*						
7.	800 kV	13.90 (18.0)*				20.0	27.70	11.00

\* Higher clearance due to predominantly high electrostatic field (ICNIRP limit: 10 kV/m in RoW) at voltage exceeding 400 kV



**Ground, Vertical and Horizontal clearances**  
 [See sub-regulation (6) of regulation 58, sub-regulation (5) of regulation (60) and sub-regulation (5) of regulation 61]



GCL: Clearances as per Regulation 59 58  
 VCL: Clearances as per Regulation 60 & 61  
 HCL: Clearances as per Regulation 60 & 61

## Recommended width of Right of Way (ROW)

Sl. No.	Nominal voltage	ROW (m)	
		Bare conductor	Covered conductor
1.	0.400 kV		
2.	11 kV	7	
3.	33 kV	15	6
4.	66 kV	18	10.5 (BB Tower)
			8.5 (NB with single side cross arm)
			9.5 (Pole type)
5.	110 kV S/C	22	15
5.	110 kV D/C	22	15
5.	132 kV S/C	27	17
5.	132 kV D/C	27	17
6.	220 kV S/C	35	NA
6.	220 kV D/C	35	NA
7.	400 kV S/C	46	NA
7.	400 kV D/C	46	NA
8.	500 kV HVDC	52	NA
8.	765 kV S/C	64	NA
8.	765 kV D/C	67	NA
8.	800 kV HVDC	69	NA
10.	1150 kV S/C	89	NA

## Guidelines for determining adequacy of designated supervisors on duty in every mine or oil-field while electricity is being used

### [See sub-regulation (1)(i) of regulation (115)]

Adequate number of electrical supervisors shall be appointed in a mine for conducting the operation and maintenance works of electrically operated machinery/ equipment/ apparatus in accordance with the provisions of Regulations.

1. In case of belowground mine having conventional and semi-mechanized workings, at least one electrical supervisor shall be deployed in each working district in each shift of operation/ maintenance.
2. In case of belowground mechanized mines consisting of Longwall machinery, continuous miners, Blasting Gallery or alike equipment, at least two electrical supervisors shall be deployed for each machinery and associated apparatus/ substations in each shift of operation/ maintenance
3. In opencast mine consisting of Dragline, Bucket wheel excavators, High capacity shovels or any alike equipment, at least one supervisor shall be appointed for each such machinery/ equipment inclusive of their switchgear based on size & type of equipment in each shift of operation/ maintenance.

Provided that where the aggregate capacity of machinery is less than 2MVA, the HEMM and associated switchgear can be grouped to bring under one supervisor.

4. In opencast mine consisting of HEMM such as Electrically operated Shovels & Drilling Machines, associated switchgear, distribution lines, substations etc., at least one electrical supervisor shall be deployed in each shift of operation/ maintenance for maximum up to six numbers of such electrically operated machinery/ equipment.
5. In case of opencast mines consisting of small and conventional electrical machinery such as substation equipment, distribution lines, production machinery, pump installations or any alike equipment, one electrical supervisor shall be appointed in each shift of operation/maintenance.
6. In case of oil/ gas/ coal based power plants with associated substations which are supplying electricity to mine installations and forming part of mine, one electrical supervisor in each **general** shift of operation/ maintenance shall be appointed.
7. In case of oil **fields**, where electrically operated drilling rigs inclusive of generators, substation apparatus and other electrical machinery are in use, one electrical supervisor in each **general** shift of operation/ maintenance per rig shall be appointed.
8. In oil fields of production installations, group gathering stations, well pads or any alike installations where substations and electrically operated equipment are in use, at least one electrical supervisor in each **general** shift of operation/ maintenance shall be appointed. ~~Where the distance between such installations exceeds three KM, additional supervisors shall be appointed based on the type and size of installations and the area to be covered.~~
9. For the surface installations of a mine consisting of substations, switch stations, distribution lines and other electrically operated machinery/ equipment, at least

one electrical supervisor in each shift shall be appointed for operation/ maintenance.

Provided that where the aggregated capacity of substations and downstream electrically operated machinery is more than 10MVA, additional electrical supervisor shall be appointed in each shift of operation/ maintenance.



**Guidelines for determining adequate number of designated electricians on duty in every mine or oil-field while electricity is being used**

**[See sub-regulation (1)(iii) of regulation (115)]**

Adequate number of electricians shall be appointed in a mine for conducting the operation and maintenance works of electrically operated machinery/ equipment/ apparatus in accordance with the provisions of Regulations:

1. In case of belowground mine having conventional and semi-mechanized workings, at least two electricians shall be deployed for each working district in each shift of operation/ maintenance.
2. In case of belowground mechanized mines consisting of Longwall machinery, continuous miners, Blasting Gallery or alike equipment, at least four electricians shall be deployed for each machinery/ associated apparatus/ substations in each shift of operation/ maintenance
3. In opencast mine consisting of Dragline, Bucket wheel excavators, High capacity shovels or any alike equipment, at least two electricians shall be appointed for each such machinery/ equipment inclusive of their switchgear based on size & type of equipment in each shift of operation/ maintenance.  
Provided that where the aggregate capacity of machinery is less than 1MVA, the HEMM and associated switchgear can be grouped to bring under one electrician.
4. In opencast mine consisting of HEMM such as Electrically operated Shovels & Drilling Machines, associated switchgear, distribution lines, substations etc., at least one electrician shall be deployed in each shift of operation/ maintenance for maximum up to two numbers of such electrically operated machinery/ equipment.
5. In case of opencast mines consisting of small and conventional electrical machinery such as substation equipment, distribution lines, production machinery, pump installations or any alike equipment are in use, at least one electrician shall be appointed in each shift of operation/maintenance and additional electrician shall be appointed based on the type and size of installations and the area to be covered.
6. In case of oil/ gas/ coal based power plants with associated substations which are supplying electricity to mine installations and forming part of mine, at least one electrician in each shift of operation/ maintenance shall be appointed.
7. In case of oil mines, where electrically operated drilling rigs inclusive of generators, substation apparatus and other electrical machinery are in use, two electricians in each shift of operation/ maintenance per rig shall be appointed.
8. In oil fields of production installations, group gathering stations, well pads or any alike installations, where substations and electrically operated equipment are in use, at least one electrician in each shift of operation/ maintenance shall be appointed. Where the distance between such installations exceeds one KM,

additional electrician shall be appointed based on the type and size of installations and the area to be covered.

9. For the surface installations of a mine consisting of substations, switch stations, distribution lines and other electrically operated machinery/ equipment, at least two electricians in each shift shall be appointed for operation/ maintenance.

Provided that where the aggregated capacity of substations and downstream electrically operated machinery is more than 5MVA additional electricians shall be appointed in each shift of operation/ maintenance.

### **Training of personnel engaged for operation and maintenance of electrical installations in Mines**

(i) The persons engaged for operation and maintenance of electrical installations in Mines are required to undergo the type of training meant for the particular mining installations (Coal/Oil/Metal).

(ii) The refresher training shall be imparted at a periodicity of intervals not more than two years. A register by the Owner/Manager/Agent of a mine or by the agent or the owner, of one or more wells in an oil fields of the mine shall be maintained wherein the names of the persons trained, due date of refresher training etc shall be entered. The register maintained shall be produced before the Electrical Inspector whenever required by him.

(iii) The Owner /Agent of the mine shall arrange for training of their personnel engaged in the operation and maintenance of electrical installations of mines in his own institute or any other institute recognized by the Central Government or State Government.

Provided that the existing employees shall have to undergo the training mentioned in sub-regulation 116(i) within three years from the date of coming into force of these regulations.

Forms of Inspection Report

[See sub-regulation (3) of Regulation (30) and sub-regulation 4 of Regulation 5 and sub-regulation 2 of Regulation 95]

FORM IV  
(Electrical Installations in Mine)

Report No. \_\_\_\_\_ Date of Inspection \_\_\_\_\_ :

Date of Last inspection \_\_\_\_\_ Name of the Inspecting Officer:

1. Name of the Mine
2. Name of the Owner
3. Name of the Agent
4. Name of the Mine Manager
5. Name of the Colliery Engineer
6. Name of the Safety Officer
7. Name of the designated Electrical Safety Officer
8. Name of the Electrical Supervisor
9. Name of the work man Inspector(Electrical)
10. Name of the Engineer (concerned Section) :
11. Name of the Working seam
12. Working District Inspected
13. Name of the persons accompanied during inspection:
14. Voltage and system of supply:
  - (i) Volts \_\_\_\_\_
  - (ii) No. of Phases \_\_\_\_\_
  - (iii) AC/DC \_\_\_\_\_
15. Particulars of the installations/apparatus installed and their location as per mine plan:
16. *Illumination level:*

17. Percentage of methane/other explosive gas :

18. Dry Bulb temperature, hot bulb temperature in case of underground mine.

19. Velocity/speed of air in case of underground mine

General conditions of the installation:

Sl. No.	Regulation Nos.	Requirements	Report
1	Reg-95	On or before the first day of February in every year, notice in the form set out in Schedule-XI or Schedule-XII whichever is applicable is sent.	Yes/No
2.	Reg-96	The plans specified under this regulation are kept in the office of the mine manager and available to the electrical Inspector of mines.	Yes/No
3	Reg. 97	<p>1. Adequate illumination by electricity without causing glare and strain shall be provided in the mines.</p> <p>2. Whether efficient means of communication is provided between the point where the switchgear under sub-regulation (1) regulation 105 is erected, the shaft bottom and other distributing centers in the mine.</p> <p>3. Whether Fire extinguishing appliances of adequate capacity and of an approved type are installed and properly maintained in every place containing apparatus, other than cables, telecommunication and signaling apparatus.</p> <p>4. Is minimum clearance above ground of the lowest conductor of over head lines or over head cables where dumpers or trackless vehicles are being operated, not less than twelve meters in height</p>	<p>Yes/No Satisfactory/Not satisfactory</p> <p>Yes/No Satisfactory/Not satisfactory</p> <p>Yes/No Satisfactory/Not Satisfactory</p> <p>Yes/No</p>
4	Reg. 98	<p>1. Are Transformers and switchgear placed in a separate room, compartment or box where necessary to prevent danger of mechanical damage?</p> <p>2. Is the room, compartment or box substantially constructed and kept dry &amp; illuminated</p> <p>3. Is efficient ventilation provided for all apparatus installed therein?</p>	<p>Yes/No</p> <p>Yes/No</p> <p>Yes/No</p>
5	Reg. 99	<p>(1) Is earthing carried out by connection to an earthing system at the surface of the mine and in a manner approved by Electrical inspector of mines.</p> <p>(2) Are all metallic sheaths, coverings, handles,</p>	<p>Yes/No</p> <p>Yes/No</p>

		<p>joint boxes, switchgear frames, instrument covers, switch and fuse covers of boxes, all lamp holders, unless efficiently protected by an insulated covering made of fire resisting material, and the frames and bedplates of generators, transformers and motors, including portable motors, earthed by connection to an earthing system in the manner specified in regulation 99.</p> <p>(3) Are all conductors, of an earthing system having conductivity, at all parts and all joints, at least equal to fifty per cent of that of the largest conductor used solely to supply the apparatus</p>	<p>Satisfactory/Not satisfactory</p> <p>Yes/No</p>
6	Reg. 100	Whether the neutral or mid-point earthed by connection to and system in the manner specified in regulation 99.	Yes/No
7	Reg. 101	<p>(1) Is automatically disconnection of supply to any part of the system, where a fault, including an earth fault, occurs and is the fault current limited to the specified values, by employing suitably designed, restricted neutral system of power supply?</p> <p>(2) Whether the operation of the switchgear and the relays are recorded daily at the generating station, sub-station or switch station in a register kept for the purpose?</p> <p>(3) Whether the effectiveness of the switchgear and the protective system being always kept and maintained in working order,</p> <p>(4) Whether the switchgear and the protective system checked once every three months and the result thereof recorded in a separate register kept for the purpose.</p>	<p>Yes/No</p> <p>Yes/No</p> <p>Yes/No</p> <p>Yes/No</p>
8	Reg. 102	<p>1. Is electricity transmitted into a mine at a voltage exceeding 11000 Volts and used therein at a voltage exceeding 6600 Volts</p> <p>2. Is the voltage of Hand-held portable apparatus used, not exceeding 125 V?</p> <p>3. In underground, Whether the lighting system has a mid or neutral point connected with earth and the voltage not exceeds 125 V between phases is used?</p> <p>4. On the surface of a mine or in an, open cast mine has the neutral or the midpoint of the system is connected with earth and the voltage between the phases not exceeds 250 V?</p> <p>5. Is the voltage of portable hand-lamps used in</p>	<p>Yes/No</p> <p>Yes/No Applicable/ Not applicable</p> <p>Yes/No Applicable/ Not applicable</p> <p>Yes/No</p> <p>Yes/No Applicable/ Not applicable</p>

		underground working of mine not exceeding 30V?	
9	Reg. 103	Where electricity is transformed, has suitable provision made to guard against danger by reason of the lower voltage apparatus becoming accidentally charged above its normal voltage by leakage from or contact with the -higher voltage apparatus.	Yes/No
10	Reg. 105	<p>1. Whether properly constructed switchgear for disconnecting the supply of electricity provided at a point approved by Electrical inspector of mines.</p> <p>2. When any cable or overhead line supplying electricity from the aforesaid switchgear is live, whether a person designated to operate the said switchgears is available within easy reach thereof.</p> <p>3. Whether the main mechanical ventilator operated by electricity interlocked with the switchgear so as to automatically disconnect the power supply in the event of stoppage of main mechanical ventilator.</p> <p>4. Whether every motor is controlled by switchgear, arranged so as to disconnect the supply from the motor and from all apparatus connected thereto and whether such switchgear be so placed to easily operate by the person designated to operate the motor.</p> <p>5. Is the switchgear so placed, disconnects the supply automatically, in the event of conditions of over-current, over-voltage and single phasing?</p> <p>6. Is the Auxiliary fan interlocked with the switchgear controlling power supply to the in bye face equipment of below ground coal mine for automatic disconnection of power supply in the event of the stoppage of the auxiliary fan.</p>	<p>Yes/No</p> <p>Yes/No</p> <p>Yes/No Applicable/ Not applicable</p> <p>Yes/No</p> <p>Yes/No</p> <p>Yes/No Applicable/ Not applicable</p>
11	Reg. 106	<p>1. Whether all cables are covered with insulating material and efficiently protected from mechanical damage and supported at sufficiently frequent intervals and in such a manner as to prevent damage to such cables</p> <p>2. Whether all cables are protected by a metallic covering and which contain all the conductors of a circuit and the sheath of metal-sheathed cables and the metallic armouring of armoured cables is of a thickness not less than that recommended in the relevant standard of the Bureau of Indian Standards</p> <p>3. Is the metallic covering of every cable Electrically and mechanically continuous throughout, earthed by a connection to the earthing system of conductivity specified therein and efficiently protected against corrosion?</p>	<p>Yes/No Satisfactory/Not satisfactory</p> <p>Yes/No Satisfactory/Not satisfactory</p> <p>Yes/No Satisfactory/Not satisfactory</p> <p>Yes/No Satisfactory/Not satisfactory</p>

		<p>4. Whether the metallic covering of every cable is having a conductivity at all parts and at all joints at least equal to fifty per cent of the conductivity of the largest conductor enclosed by the said metallic covering</p> <p>5. Are the cables and conductors where connected to motors, transformers, switchgear and other apparatus, installed so that they are mechanically protected by securely attaching the metallic covering to the apparatus and the insulating material at each cable end is efficiently sealed so as to prevent the diminution of its insulating properties;</p> <p>6. Whether properly constructed and certified glands or bushes are used to prevent abrasion or to secure gas-tightness</p>	<p>Yes/No Satisfactory/Not satisfactory</p> <p>Yes/No</p>
12	Reg. 107	<p>1. Whether Flexible cables used for portable or transportable apparatus are covered with insulating material which shall be efficiently protected from mechanical injury.</p> <p>2. Is the flexible metallic covering of a cable, used by itself to form an earth conductor for such apparatus without an earth conductor</p> <p>3. whether every flexible cable intended for use with portable or transportable apparatus connected to the system and to such apparatus by properly constructed connectors</p> <p>4. At every point where flexible cables are joined to main cables, is a circuit breaker provided which is capable of automatically disconnecting the supply from such flexible cables?</p> <p>5. Is every flexible cable attached to a portable or transportable machine examined periodically by the designated person?</p> <p>6. Whether Flexible cable exceeding in specified length being used with any portable or transportable</p> <p>7. Are Flexible cables used with apparatus other than portable or transportable apparatus?</p>	<p>Yes/No</p> <p>Yes/No</p> <p>Yes/No</p> <p>Yes/No</p> <p>Yes/No</p> <p>Yes/No</p> <p>Yes/No</p>
13	Reg. 108	Whether all portable and transportable machines operate on remote control from the concerned switchgear with relevant provision.	Yes/No
14	Reg. 109	<p>1. Whether all apparatus maintained reasonably free from dust, dirt and moisture, and kept clear of obstruction.</p> <p>2. Whether the following notices in Hindi and local language of the district, so designed and protected as to be easily legible at all times, be exhibited at the following places, namely;-</p> <p>(i) where electrical apparatus is in use, a notice forbidding undesignated persons to operate or otherwise interfere with such apparatus;</p> <p>(ii) In the interior or at the surface of the mine where a telephone or other means of communication is provided, a notice giving full</p>	<p>Yes/No Satisfactory/Not satisfactory</p> <p>Yes/No</p> <p>Yes/No</p>

		instructions to person, at the surface of the mine, designated to effect the disconnection of the supply of electricity to the mine. 3. Whether all apparatus, including portable and transportable apparatus, operated only by those persons who are designated for the purpose. 4. Where a plug-and-socket-coupling other than of bolted type is used with flexible cables, whether an electrical inter-lock or other approved device provided to prevent the opening of the coupling while the conductors are live.	Yes/No  Yes/No
15	Reg. 110	Give report on the compliance of provisions of this regulation as the case maybe.	Yes/No Satisfactory/Not satisfactory
16	Reg. 112	1. Whether adequate precautions are taken to prevent signal and telephone wires coming into contact with other cables and apparatus. 2. Is the voltage used in any one circuit not exceeding 30 V?	Yes/No  Yes/No
17	Reg. 113	1. Whether Haulage by electric locomotives on the overhead trolley-wire system, at voltage not exceeding 650 V 2. Whether haulage by storage battery locomotives used with the prior consent in writing of the Electrical Inspector	Yes/No  Yes/No
18	Reg. 115	1. Whether electrical supervisors, as directed by Electrical Inspector are appointed in writing by the owner, agent or manager of a mine or by the agent or the owner, of one or more wells in an oil field to supervise the installation. 2. Whether electricians as directed by the Inspector, are appointed in writing by the owner, agent or manager of a mine or by the agent or the owner, of one or more wells in an oil field for compliance with the duties specified in this regulation. 3. Whether persons appointed to operate, supervise, examine or adjust any apparatus are competent to undertake the work which he is required to carry out as directed by the Engineer. 4. Whether the electrical supervisor is maintaining log-book made up of the daily log sheets prepared in the form set out in Schedule- XIII.	Yes/No  Yes/No  Yes/No Satisfactory/Not satisfactory  Yes/No
19	Reg. 116	1. Whether the persons engaged for operation and maintenance of electrical Installations have undergone training meant for the particular mining installations	Yes/No Satisfactory/Not satisfactory

Date :

Signature of the Inspecting Officer/

Name \_\_\_\_\_



Designation \_\_\_\_\_

File No. \_\_\_\_\_

Copy forwarded to Electrical Inspector for .....

### **Schedule-III**

#### **Handling electric supply lines and apparatus for carrying out shut down work or testing**

**[See sub-regulation (3) of regulation (19)]**

#### **Part-II**

##### **Precautions to be observed**

(1) Before commencement of any shut down work or testing in an electric supply line or apparatus, the Engineer or Supervisor in-charge of the work or testing shall identify the possible hazards, such as; electrocution, flash over, fall of person from height, fall of objects from height, failure of Tools & Plants, fire, etc., that may be encountered while carrying out the work or testing near charged area and take necessary precaution to protect the working personnel.

(2) The Engineer or Supervisor in-charge of the work shall, before commencement of any work, brief the entire working group or gang of the hazards that may be encountered and the necessary precautions to be taken by them.

(3) The Engineer or Supervisor in-charge of the work shall obtain proper Permit-To-Work (PTW) from the concerned Operation In-charge(s) and ensure that the electric supply line or apparatus or section is isolated from all sources of energy, de-energised and earthed.

(4) The Engineer or Supervisor in-charge of the work shall ensure that adequate and appropriate local earths are fixed at the zone of working, and the earthing rods remain connected to the isolated section of the electric supply line or apparatus or section till all men and materials have been moved away to safe zone and PTW is returned on completion of the work.

(5) If the local earths are required to be removed for any testing purpose, the same shall be done only when all the working personnel are in the safe zone, on the ground or on the tower, and in the presence of the Engineer or Supervisor. If the working personnel are required to go up or approach the conductor(s) subsequently for any work, such as, removal of test leads, tightening or adjustment, they shall be permitted to proceed only after re-fixing the local earths, as required.

(6) The Engineer or Supervisor in-charge of the work shall positively confirm by suitable means that the electric supply line or apparatus or section is totally dead before giving clearance for the working personnel to approach same.

(7) The Engineer or Supervisor in-charge of the work shall, while carrying out the shut down work or testing, ensure that working personnel are maintaining safe distance from the adjacent charged electric supply line or apparatus or section, and also, no objects, such as, Tools & Plants, ladders, cranes, man-lifts, etc., are moved, so as to infringe the safe distance, endangering the working personnel.

(8) Mobile cranes, derricks, man lifts and wheel mounted ladders shall be effectively earthed when being moved or operated in close proximity with energized apparatus or section.

(9) Portable ladders and poles shall be carried only in the horizontal position when being moved in close proximity with energized lines or equipment or area.

#### **Further Precautions to be observed**

(1) Adequate and effective supervision shall be ensured by the owner as well as the contractor for all activities while working or testing on electric supply lines and apparatus when any shut down work or testing is done near charged electric supply line or apparatus or section.

(2) Lone worker shall never be allowed to work on electric supply lines, equipments and apparatus or while testing.

(3) Sufficient supervisory personnel shall be deployed for close monitoring while various type of works are under progress at the same or different locations. Supervising work shall never be delegated to the sub-contractors' personnel.

(4) The deployed Supervising Personnel shall not leave the working spot when shut down work at height or testing is in the progress, as the working personnel may not be aware of the consequences of unsafe practices. No other work, which requires them to move out of the location, shall be undertaken by Supervising personnel, when shut down work or testing is in the progress.

(5) Wherever shut down activities are required to be carried out for more than one day on the any electric supply lines, apparatus or section, earthing(s) provided at the said work site shall be inspected by the Engineer or Supervisor every day morning for their healthiness, fitness and proper tightening, before giving clearance for the working personnel to climb the tower or structure to resume the work.

*Handling HVDC apparatus for carrying out shut down work or testing*

[See sub-regulation (3) of regulation (19)]

**Part-III**

**Precautions to be observed**

- (1) The Engineer or Supervisor in-charge of the work shall obtain proper Permit-To-Work (PTW) from the concerned Operation In-charge(s) and ensure that the electric supply line or apparatus or section is isolated from all sources of energy, de-energised and earthed.
- (2) Before commencement of any shut down work or testing of GIS apparatus, the Engineer or Supervisor in-charge of the work or testing shall identify the possible hazards, such as; electrocution, flash over, fall of person from height, fall of objects from height, failure of Tools & Plants, fire, etc., that may be encountered while carrying out the work or testing near charged area and take necessary precaution to protect the working personnel.
- (3) The Engineer or Supervisor in-charge of the work shall, before commencement of any work, brief the entire working group or gang of the hazards that may be encountered and the necessary precautions to be taken by them.
- (4) Attach warning labels to all neighboring installation parts (to be removed after the works have been carried out).
- (5) The Engineer or Supervisor in-charge of the work shall allow access to the Valve hall, DC Filter Area, AC Filter Area and DC hall (if any) only when the apparatus therein are completely de-energised effectively earthed.,
- (6) The work on AC/DC filter bank shall only begin after grounding the entire capacitor bank.
- (7) There shall be at least 10 minutes time gap between grounding the entire capacitor bank and starting the work on bank. There after unit must be short circuited.
- (8) The de-energized bushing shall be checked for stored charge by touching all the surfaces of both indoor and outdoor side composite insulators and all other parts of the bushing using a proper test instrument.
- (9) The gas pressure inside HVDC through wall bushing shall be reduced to a level prescribed by the manufacturer before starting any work or handling of the bushing.

***Handling GIS apparatus for carrying out shut down work or testing***

**[See sub-regulation (3) of regulation (19)]**

**Part-IV**

**Precautions to be observed**

- (1) The Engineer or Supervisor in-charge of the work shall obtain proper Permit-To-Work (PTW) from the concerned Operation In-charge(s) and ensure that the electric supply line or apparatus or section is isolated from all sources of energy, de-energised and earthed.
- (2) Operation, maintenance and repair must be carried out by trained and certified personnel only.
- (3) Before commencement of any shut down work or testing of GIS apparatus, the Engineer or Supervisor in-charge of the work or testing shall identify the possible hazards, such as; electrocution, flash over, fall of person from height, fall of objects from height, failure of Tools & Plants, fire, etc., that may be encountered while carrying out the work or testing near charged area and take necessary precaution to protect the working personnel.
- (4) The Engineer or Supervisor in-charge of the work shall, before commencement of any work, brief the entire working group or gang of the hazards that may be encountered and the necessary precautions to be taken by them.
- (5) Wear hearing protection during operation.
- (6) Take care when touching the enclosure at any time as enclosures may heat up to the temperature of 70°C.
- (7) Observe the procedures for storage, transportation, and the use of filling equipment.
- (8) Wear the personal protective equipment: respirator mask (self-contained breathing equipment if necessary), protective overall, protective gloves, safety shoes, safety glasses.
- (9) Attach warning labels to all neighboring installation parts (to be removed after the works have been carried out).
- (10) Provide proper electrical clearance as required by interlocking rules. Mark e.g. main circuits and control circuits with appropriate tags.
- (11) Block off neighboring live parts with screens, insulating mats or spacer grids in order to prevent unintended contacts.
- (12) While working on any compartment in GIS, the immediate adjacent compartment(s) must be also depressurized for safety of the working person.
- (13) SF<sub>6</sub> gas following events such as arc faults becomes contaminated and contains poisonous substances. Hence, handling of SF<sub>6</sub> in such cases must be done using proper PPEs and by a trained personnel preferably from the original equipment manufacturer (OEM).
- (14) The switchgear installation shall not be operated if the density of SF<sub>6</sub> gas indicated at the density monitors is not in the operating range.
- (15) Do not remove any protective covers if an assembly is energized.
- (16) The Engineer or Supervisor in-charge of the work shall ensure that adequate and appropriate local earths are fixed at the zone of working, and the earthing rods remain connected to the isolated section of the electric supply line or apparatus or section till all men and materials have been moved away to safe zone and PTW is returned on completion of the work.