



भारत सरकार

GOVERNMENT OF INDIA

विद्युत मंत्रालय

MINISTRY OF POWER

केन्द्रीय विद्युत प्राधिकरण

CENTRAL ELECTRICITY AUTHORITY

भारत में विद्युत टैरिफ़ तथा शुल्क दरें

TARIFF & DUTY OF ELECTRICITY SUPPLY IN INDIA

मार्च, 2013

March, 2013

{ विद्युत अधिनियम, 2003 की धारा (i) और (j) के अंतर्गत के0वि0प्रा0 के दायित्व के निर्वहन हेतु }

[In fulfillment of CEA's obligation under Section 73 (i) & (j) of Electricity Act, 2003]

विषय सूची - CONTENTS

क्रमांक S.No.	शीर्षक	Title	पृष्ठ सं० Page No.
1.	प्राक्कथन	Foreword	1-2
2.	प्रस्तावना	Preface	3-4
भाग-1		Part-1	
	टैरिफों का विहंगावलोकन	Overview of Tariffs	
3.	विहंगावलोकन	Overview	5
4.	देश में श्रेणीवार अधिकतम एवं न्यूनतम अनुमानित औसत विद्युत दरें - विभिन्न भार / खपत स्तर के अनुसार	Category-wise maximum and minimum estimated average rates of electricity in the country at various loads/ consumption levels.	6-10
5.	उपभोक्ता श्रेणियों का राज्यवार ब्यौरा जहाँ कृषि के लिये विद्युत आपूर्ति निशुल्क है।	State-wise details of consumers categories where agricultural power is free	11
6.	उपभोक्ता श्रेणियों का राज्यवार ब्यौरा जहाँ कृषि के लिए विद्युत आपूर्ति नियत है।	State-wise details of consumers categories where agricultural power is at fixed rate	11
7.	उपभोक्ता श्रेणियों का राज्यवार ब्यौरा जहाँ गैर-कृषि विद्युत की आपूर्ति निशुल्क है।	State-wise details of consumer categories where non- agricultural power is free	12
8.	उपभोक्ता श्रेणियों का राज्यवार ब्यौरा जहाँ गैर-कृषि विद्युत की आपूर्ति नियत है।	State-wise details of consumer categories where non-agricultural power is at fixed rate	12
9.	विभिन्न राज्यों/संघ शासित क्षेत्रों में विद्युत शुल्क /कर / उपकर / अधिभार	Details of electricity duty/ tax /cess / surcharge in various States / Union Territories	13-14
10.	विद्युत राज्यों में टी.आ.डी.टैरिफ योजना का सारांश	Summary of Time of the Day (TOD) Tariff Schemes in various states	15-16
11.	कुटीर ज्योति /भाग्य ज्योति /लोकदीप/गरीबी रेखा के नीचे / जीवन धारा/ लाइफ लाइन/ जे जे क्लस्टर और आय वर्ग उपभोक्ताओं के लिए विद्युत आपूर्ति योजना का सारांश	Summary of power supply schemes for Kutir Jyoti/ Bhagyajyoti/ Lokdeep / Below Poverty Line (BPL)/ Jeevan Dhara/ Life Line/ JJ Cluster and Low Income Group Consumers	17-19
भाग-2		Part-2	
12.	राज्यों/संघ शासित क्षेत्रों द्वारा विभिन्न उपोक्ता श्रेणियों के लिये अभिज्ञापित की गई विद्युत टैरिफ का सारांश	Summary of Notified Tariffs of Electricity for various categories of consumers in States/Union Territories	
यूटिलिटी का नाम		Name of Utility	
	अण्डमान व निकोबार	A & N Islands	20
	आंध्र प्रदेश	Andhra Pradesh	21-23
	अरुणाचल प्रदेश	Arunachal Pradesh	24
	आसाम	Assam	25-26
	बिहार	Bihar	27-29
	चंडीगढ़	Chandigarh	30
	छत्तीसगढ़	Chhattishgarh	31-32
	दादरा व नागर हवेली	Dadra & Nagar Haveli	33
	दमन व दीव	Daman & Diu	34
	दिल्ली (बीआरपीएल/बीवाईपीएल/एनडीपीएल)	Delhi (BRPL/BYPL/NDPL)	35-36

कमांक S.No.	शीर्षक	Title	पृष्ठ सं० Page No.
	दिल्ली (एनडीएमसी)	Delhi (NDMC)	37
	गोआ	Goa	38-39
	गुजरात	Gujarat	40-42
	अहमदाबाद (टॉरन्ट पावर लि०)	Ahmedabad (Torrent Power Ltd.)	43-44
	सूरत (टॉरन्ट पावर लि०)	Surat (Torrent Power Ltd.)	45-46
	हरियाणा	Haryana	47-48
	हिमाचल प्रदेश	Himachal Pradesh	49-52
	जम्मू व कश्मीर	Jammu & Kashmir	53-54
	झारखंड	Jharkhand	55-56
	कर्नाटक	Karnataka	57-59
	केरल	Kerala	60-61
	लक्षद्वीप	Lakshadweep	62
	मध्य प्रदेश	Madhya Pradesh	63-68
	महाराष्ट्र	Maharashtra	69-70
	मुम्बई (बैस्ट)	Mumbai (B.E.S.T.)	71-72
	मुम्बई (रिलायंस इनर्जी)	Mumbai (Reliance Energy)	73
	मुम्बई (टाटा)	Mumbai (TATA)	74
	मणीपुर	Manipur	75-76
	मेघालय	Meghalaya	77
	मिजोरम	Mizoram	78-79
	नागालैंड	Nagaland	80
	उड़ीसा	Orissa	81-82
	पुदुचेरी	Puducherry	83
	पंजाब	Punjab	84-85
	राजस्थान	Rajasthan	86-87
	सिक्किम	Sikkim	88
	तमिलनाडु	Tamil Nadu	89-90
	त्रिपुरा	Tripura	91
	उत्तराखंड	Uttarakhand	92-93
	उत्तर प्रदेश	Uttar Pradesh	94-95
	पश्चिम बंगाल	West Bengal	96-105
	कोलकत्ता (सी०ई०एस०सी०) पश्चिम बंगाल	West Bengal - Kolkata (CESC)	106-108
	डी०वी०सी०	D.V.C	109
	दुर्गापुर प्रोजेक्ट्स लि० (पश्चिम बंगाल)	West Bengal (Durgapur Projects Ltd.)	110-112
	डी०पी०एस०सी० (पश्चिम बंगाल)	West Bengal (DPSC Ltd.)	113-115

भाग-3

Part-3

13. विद्युत आपूर्ति तथा विद्युत शुल्क की औसत दरें

Average Rates of Electricity Supply and Electricity Duty

ता० सं० Tab. No.	स्वीकृत लोड Sanctioned Load	मासिक खपत Monthly Consumption	पृष्ठ सं० Page No.
	घरेलू - DOMESTIC		
1(a)	1 KW	100 Units/Month	116
1(b)	2 KW	200 Units/Month	117
1(c)	4 KW	400 Units/Month	119
1(d)	6 KW	600 Units/Month	120
1(e)	8 KW	800 Units/Month	122
1(f)	10 KW	1000 Units/Month	123

<u>तालिका सं०</u> <u>Table No.</u>	<u>स्वीकृत लोड</u> <u>Sanctioned Load</u>	<u>मासिक खपत</u> <u>Monthly Consumption</u>	<u>पृष्ठ सं०</u> <u>Page No.</u>
वाणिज्यिक - COMMERCIAL			
2(a)	2 KW	300 Units/Month	125
2(b)	5 KW	750 Units/Month	127
2(c)	10 KW	1500 Units/Month	128
2(d)	20 KW	3000 Units/Month	130
2(e)	30 KW	4500 Units/Month	132
2(f)	40 KW	6000 Units/Month	133
2(g)	50 KW	7500 Units/Month	135
कृषि - AGRICULTURE			
3(a)	2HP	400 Units/Month	137
3(b)	3HP	600 Units/Month	138
3(c)	5HP	1000 Units/Month	140
3(d)	10HP	2000 Units/Month	141
लघु उद्योग - SMALL INDUSTRIES			
4(a)	5 KW	750 Units/Month	143
4(b)	10 KW	1500 Units/Month	144
4(c)	15KW	2250 Units/Month	146
मध्यम उद्योग - MEDIUM INDUSTRIES			
5(a)	50KW	7500 Units/Month	148
5(b)	100 KW	15000 Units/Month	149
बड़े उद्योग - 11 कि० वा० पर - LARGE INDUSTRIES- at 11 KV			
6(a)	250 KW (40% L.F)	73000 Units/Month	151
6(b)	250 KW (60% L.F)	109500 Units/Month	152
6(c)	500 KW (40% L.F)	146000 Units/Month	154
6(d)	500 KW (60% L.F)	219000 Units/Month	155
6(e)	1000 KW (40% L.F)	292000 Units/Month	157
6(f)	1000 KW (60% L.F)	438000 Units/Month	158
6(g)	5000 KW (40% L.F)	1460000 Units/Month	160
6(h)	5000 KW (60% L.F)	2190000 Units/Month	161
6(i)	10000 KW (40%L.F)	2920000 Units/Month	163
6(j)	10000 KW (60%L.F)	4380000 Units/Month	164
6(k)	20000 KW (40%L.F)	5840000 Units/Month	166
6(l)	20000 KW (60%L.F)	8760000 Units/Month	167
बड़े उद्योग - 33 कि० वा० पर - LARGE INDUSTRIES - at 33KV			
7(a)	5000 KW(40% L.F)	1460000 Units/Month	169
7(b)	5000 KW(60% L.F)	2190000 Units/Month	169
7(c)	10000 KW(40% L.F)	2920000 Units/Month	171
7(d)	10000 KW(60% L.F)	4380000 Units/Month	171
7(e)	20000 KW(40% L.F)	5840000 Units/Month	173
7(f)	20000 KW(60% L.F)	8760000 Units/Month	173
7(g)	50000 KW(40% L.F)	14600000 Units/Month	175
7(h)	50000 KW(60% L.F)	21900000 Units/Month	176
पावर इन्टेन्सिव उद्योग - POWER INTENSIVE INDUSTRIES			
8(a).	50000 KW(60% L.F)	21900000 Units/Month	178
8(b).	50000 KW(80% L.F)	29200000 Units/Month	178
रेलवे ट्रैक्शन - RAILWAY TRACTION			
9.	12500 KW	2500000 Units/Month	180



A. S. Bakshi

दूरभाष (का०) Telephone (O) : 011-26102583

टेलीफैक्स Telefax : 011-26109212

ई-मेल E-mail : chair@nic.in

अध्यक्ष

तथा पदेन सचिव भारत सरकार

केन्द्रीय विद्युत प्राधिकरण

रामकृष्ण पुरम्

CHAIRPERSON & EX-OFFICIO SECRETARY
TO THE GOVERNMENT OF INDIA
CENTRAL ELECTRICITY AUTHORITY
SEWA BHAWAN, R. K. PURAM

नई दिल्ली-110066

NEW DELHI-110066

FOREWORD

It gives me immense pleasure in presenting the March 2013 edition of annual publication titled "Tariff & Duty of Electricity Supply in India", a bilingual publication brought out by Central Electricity Authority. The publication provides assimilation of regulatory data on notified tariffs of various States, the estimated data on average rates of electricity supply & electricity duty for different categories of consumers, as well as, summarized data on power supply schemes for special category of consumers.

The estimated average rates of electricity published herein have been computed on the basis of tariff notifications and tariff orders received from various State Power Utilities/State Regulatory Commissions. These rates will help in giving a comprehensive picture of the comparative rates of electricity application in various States.

These effective rates for different consumer categories have been worked out assuming different energy consumption for various sanctioned load, keeping in view the urbanization, increase in usage of electricity appliances and improvement in the standard of living. Further, separate summary has been added on information collected on features such as (i) State wise electricity duty/ tax/ cess/ surcharge leviable on various consumer categories, (ii) time of day (TOD) tariff schemes in the States where it has been introduced, (iii) special power supply schemes of GOI for Kutir-Jyoti/ Bhagyajyoti/ Lokdeep/ Below Poverty Line (BPL)/ Jeevan Dhara/ JJ Clusters and Low Income group Consumers and (iv) State wise details where agriculture & non-agriculture power is free and where un-metered power is at fixed rate.

I express my sincere gratitude and convey my appreciation to all the SERCs, Distribution Companies, SEBs, Power Departments and other Power Utilities in the country for their co-operation in furnishing the information to CEA and look forward to their continued support in future.

March, 2013

(A.S.Bakshi)



दूरभाष (का०) Telephone (O) : 011-26102583

टेलीफैक्स Telefax : 011-26109212

ई-मेल E-mail : chair@nic.in

अध्यक्ष

तथा पदेन सचिव भारत सरकार

केन्द्रीय विद्युत प्राधिकरण

रामकृष्ण पुरम्

CHAIRPERSON & EX-OFFICIO SECRETARY

TO THE GOVERNMENT OF INDIA

CENTRAL ELECTRICITY AUTHORITY

SEWA BHAWAN, R. K. PURAM

नई दिल्ली-110066

NEW DELHI-110066

ए.एस.बक्शी

प्राक्कथन


मुझे केन्द्रीय विद्युत प्राधिकरण के प्रकाशन 'भारत में विद्युत आपूर्ति के टैरिफ तथा शुल्क' शीर्षक के द्विभाषी वार्षिक प्रकाशन के मार्च, 2013 संस्करण को प्रस्तुत करते हुए हार्दिक प्रसन्नता हो रही है। यह प्रकाशन विभिन्न राज्यों के अधिसूचित प्रशुल्क पर विनियामक आंकड़े, उपभोक्ताओं की विभिन्न श्रेणियों के लिए विद्युत आपूर्ति एवं विद्युत शुल्क की औसत दरों पर अनुमानित आंकड़ों के साथ-साथ विशेष श्रेणी के उपभोक्ताओं के लिए विद्युत आपूर्ति योजनाओं के संक्षिप्त आंकड़ों का संग्रह प्रस्तुत करता है।

इसमें प्रकाशित विद्युत की अनुमानित औसत दरें विभिन्न राज्य विद्युत यूटिलिटीज/राज्य विनियामक आयोगों से प्राप्त टैरिफ अधिसूचनाओं और टैरिफ आदेशों के आधार परिकलित की गई हैं। ये दरें विभिन्न राज्यों में विद्युत अनुप्रयोग की तुलनात्मक दरों की एक विस्तृत रूप-रेखा प्रस्तुत करने में सहायक होंगी।

विभिन्न उपभोक्ता श्रेणियों के लिए इन प्रभावी दरों को विभिन्न स्वीकृत भार के लिए विभिन्न ऊर्जा खपत की कल्पना करते हुए शहरीकरण, विद्युत उपकरणों के प्रयोग में वृद्धि तथा रहन-सहन के बढ़ते स्तर को ध्यान में रखते हुए तैयार किया गया है। इसके अतिरिक्त कुछ विषयों पर, जैसे (i) विभिन्न उपभोक्ता श्रेणियों पर लगाए गए राज्यवार विद्युत शुल्क/कर/उपकर/अधिभार (ii) उन राज्यों में टाईम आफ डे (टी ओ डी) टैरिफ योजना, जहां यह आरम्भ किया गया है तथा (iii) कुटीर ज्योति/भाग्य ज्योति/लोकदीप/गरीबी रेखा से नीचे/जीवन धारा/जे जे समूह तथा निम्न आयवर्ग उपभोक्ताओं के लिए भारत सरकार की विशेष विद्युत आपूर्ति योजना पर आधारित सूचनाओं तथा (iv) राज्यवार दरों जहां कृषि व गैर-कृषि विद्युत निःशुल्क है तथा जहां पर अमापित विद्युत की दर निर्धारित है, को अलग से संक्षिप्त रूप में शामिल किया गया है।

मैं देश के सभी राज्य विद्युत नियामक आयोगों, वितरण कंपनियों, राज्य विद्युत बोर्डों, विद्युत विभागों तथा अन्य विद्युत यूटिलिटीयों को केन्द्रीय विद्युत प्राधिकरण को सूचना उपलब्ध कराने में उनके सहयोग के लिए कृतज्ञता तथा आभार प्रकट करता हूँ तथा भविष्य में भी उनसे निरंतर सहयोग की आशा करता हूँ।

मार्च, 2013


(ए.एस.बक्शी)



Dr. Jai Pal Singh

दूरभाष (का०)
TELEPHONE (O)
TELEFAX (O)

सदस्य

तथा पदेन अपर सचिव भारत सरकार
केन्द्रीय विद्युत प्राधिकरण
सेवा भवन, रामाकृष्णा पुरम्

MEMBER (Economic & Commercial)
& EX-OFFICIO ADDL. SECRETARY TO THE GOVERNMENT OF INDIA
CENTRAL ELECTRICITY AUTHORITY
SEWA BHAWAN, R.K. PURAM

नई दिल्ली - 110066

NEW DELHI-110066

PREFACE

The Central Electricity Authority is required to collect, record and make public, from time to time, the information/statistics about the Indian Power Sector under Section 73(i) & (j) of Electricity Act, 2003. In fulfillment of this obligation, the March 2013 edition of the publication titled "Tariff & Duty of Electricity Supply in India" has been brought out. This annual book is published bilingually to fulfill the requirements of Raj Bhasha Vibhag.

In addition to a comprehensive tabulation of the retail tariffs as per tariff orders issued by the State Electricity Regulatory Commissions, the effective rates of electricity have also been presented in this publication based on assumed consumption at various levels of consumer end loads, taking into account the faster pace of urbanization, increased usage of electrical appliances and gradual improvement in the standard of living. Further, so as to have ease of reference, the information has also been separately compiled under the headings of (i) State wise electricity duty/ tax/ cess/ surcharge leviable on various consumer categories, (ii) time of day (TOD) tariff schemes, (iii) special power supply schemes of GOI for Kutir-Jyoti/ Bhagyajyoti/ Lokdeep/ BPL/ Jeevan Dhara/ Life Line/ JJ Cluster etc. and (iv) State wise details where agriculture & non-agriculture power is free and where un-metered power is at fixed rate.

The compilation & analysis of the data and its presentation in usable formats have been carried out by the Financial Studies & Assistance Division of CEA. I would like to place on record my appreciation of the efforts made by the officers & staff of the Division with special mention of the commendable work done by Shri A. R. K. Moorthy, Consultant in bringing out the publication.

I hope that the information presented in this book would be found useful by all the Power Departments, Distribution companies, public utilities and other stakeholders in the power sector. The relevance of the data which gets converted ultimately into usable information can best be appreciated by those who use the information in their analysis. With this in view, we solicit suggestions from all concerned for further improving the content and details presented in the current edition. All suggestions/comments, as also intimation for any unintended errors observed in the document may kindly be sent to the Chief Engineer, FS&A Division, Central Electricity Authority, 619(N), Sewa Bhawan, R.K.Puram, New Delhi-110066 (e-mail address: mpsingh1967@gmail.com).

March, 2013


(Dr. Jai Pal Singh)



दूरभाष (का०)
TELEPHONE (०)
TELEFAX (०)

सदस्य
तथा पदेन अपर सचिव भारत सरकार
केन्द्रीय विद्युत प्राधिकरण
सेवा भवन, रामाकृष्णा पुरम्

MEMBER
& EX-OFFICIO ADDL. SECRETARY TO THE GOVERNMENT OF INDIA
CENTRAL ELECTRICITY AUTHORITY
SEWA BHAWAN, R.K. PURAM

नई दिल्ली - 110066
NEW DELHI-110066

डॉ. जय पाल सिंह

(आर्थिक एवं वाणिज्यिक)

प्रस्तावना

केंद्रीय विद्युत प्राधिकरण द्वारा विद्युत अधिनियम, 2003 की धारा 73 (ज) और (झ) के तहत समय-समय पर भारतीय विद्युत क्षेत्र के संबंध में सूचना/सांख्यिकी का संकलन, आलेखन एवं प्रकाशन किया जाना अपेक्षित है। इन दायित्वों के निर्वहन के लिए, 'भारत में विद्युत आपूर्ति के प्रशुल्क तथा शुल्क' शीर्षक के प्रकाशन का मार्च 2013 संस्करण प्रकाशित किया गया है। राजभाषा विभाग की अपेक्षानुसार इस वार्षिक पुस्तक को द्विभाषी रूप में प्रकाशित किया गया है।

इस प्रकाशन में राज्य विद्युत नियामक आयोगों द्वारा जारी प्रशुल्क आदेशों के अनुसार निर्धारित खुदरा प्रशुल्कों की विस्तृत सारणी के अतिरिक्त तीव्र शहरीकरण, बिजली के उपकरणों के बढ़ते उपयोग और जीवन स्तर में हो रहे क्रमिक सुधार को ध्यान में रखते हुए विभिन्न स्तरों पर उपभोक्ता द्वारा खपत की परिकल्पना पर आधारित विद्युत की प्रभावी दरों को भी प्रस्तुत किया गया है। इसके अतिरिक्त, आसान संदर्भ के लिए सूचनाओं को कुछ शीर्षकों जैसे (i) विभिन्न उपभोक्ता श्रेणियों पर वसूली योग्य राज्यवार विद्युत शुल्क/कर/उपकर/अधिभार, (ii) टाइम आफ डे (टी ओ डी) प्रशुल्क योजना, (iii) कुटीर ज्योति/भाग्य ज्योति/लोकदीप/बी.पी.एल./जीवन धारा/जीवन रेखा/जे जे समूह इत्यादि के लिए जी ओ आई की विशेष विद्युत आपूर्ति योजनाएं और (iv) राज्यवार विवरण जहां कृषि और गैर-कृषि विद्युत निःशुल्क है और जहां अमापित विद्युत की दरें निश्चित हैं, के अंतर्गत पृथक रूप से संकलित किया गया है।

इसके आंकड़ों का संकलन, विश्लेषण एवं प्रयोज्य फार्मेट में इसके प्रस्तुतीकरण का कार्य केंद्रीय विद्युत प्राधिकरण के वित्तीय अध्ययन एवं परामर्श प्रभाग द्वारा किया गया है। मैं इस प्रकाशन को प्रकाशित करने में इस प्रभाग के अधिकारियों व अन्य कार्मिकों के प्रयासों के साथ-साथ श्री ए.आर.के. मूर्ति, परामर्शदाता द्वारा दिए गए योगदान की विशेष रूप से प्रशंसा करता हूं।

आशा करता हूँ कि इस पुस्तक में दी गई जानकारी सभी विद्युत विभागों, वितरण कंपनियों, पब्लिक यूटिलिटीयों और अन्य विद्युत क्षेत्र के हित-धारकों के लिए उपयोगी सिद्ध होगी। आंकड़ों के उपयोगी सूचना में परिवर्तित होने की पासंगिकता का आकलन इन सूचनाओं का अपने विश्लेषण कार्यों में उपयोग करने वाले व्यक्तियों द्वारा बेहतर रूप से किया जा सकता है। इस परिप्रेक्ष्य में, हम सभी संबंधितों से सुझाव आमंत्रित करते हैं ताकि वर्तमान संस्करण में दिए गए विस्तृत विवरण और सामग्री को और उपयोगी बनाया जा सके। इस पुस्तक में किसी भी प्रकार के सुझावों/टिप्पणियों के अतिरिक्त पाई गई किसी भी प्रकार की त्रुटियों को मुख्य अभियंता, वित्तीय अध्ययन एवं परामर्श प्रभाग, केंद्रीय विद्युत प्राधिकरण, 619 (30), सेवा भवन, रामाकृष्णापुरम, नई दिल्ली- 110066 (e-mail address: mpsingh1967@gmail.com), को भेजा जा सकता है।

मार्च, 2013

(डॉ. जय पाल सिंह)

भाग - 1
टैरिफ़ों का विहंगावलोकन

PART-1
OVERVIEW OF TARIFFS

OVERVIEW

As mandated by the Electricity Act, 2003, Central Electricity Authority compiles and publishes the consumers tariffs applicable in various utilities across the country as well as the estimated average rates of electricity applicable to the various consumer categories with a view to provide a ready reckoner for comparison. In this edition, tariff revisions subsequent to the last edition of the publication have been incorporated. Tariff applicable in about 45 states/utilities have been indicated.

A quick glance through this publication enables the user to know the electricity tariffs applicable to different categories of consumers in various states in the country. The tariff rates have been obtained from the tariff orders issued by the State Electricity Regulatory Commissions or the tariff notifications issued by the concerned State Distribution Companies, SEBs, Power Departments and other Power Utilities in the country. Also, the dates from which the current tariff plans were originally made effective have been indicated so as to enable the user to know as to since when the current tariff plans have been in existence. Further, the estimated average rates of electricity which the consumers have to pay, are also available in the book.

The information contained in this book has been divided in three parts. The "Part-1" includes condensed information on some selected items of interest, detailed information on which is available in the later sections of the document. "Part-2" consists of the summary of the Tariff Notifications/Tariff Orders issued by the various SERCs, Discoms, SEBs, PDs etc. In the "Part-3", a comparative study of the estimated average rates of electricity for various consumer categories at various assumed power consumption/demand levels for all the distribution utilities has been provided. This is supported by graphical representation of the data in the form of bar charts.

It would be noticed that for ease of reference, the information has been separately compiled under four headings, viz. (i) electricity duty/ tax/ cess/ octroi leviable on various consumer categories (ii) time of day (TOD) tariff schemes in the States where it has been introduced, (iii) power supply schemes for Kutir-Jyoti / Bhagyajyoti / Lokdeep / Below Poverty Line / Jeevan Dhara / Life Line / JJ Cluster and low income group consumers and (iv) Statewise details where agriculture & non-agriculture power is free and where un-metered power is at fixed rate.

There is a vast variation in the structure of electricity tariffs and duties viz. number of slabs of the connected load, range of electricity consumption for a particular tariff etc., even for the same category of consumers considered by the different SERCs / Discoms / SEBs / PDs. Therefore, in order to make a general comparison of consumer tariffs, the average rates have been worked out for various categories of consumers in the country by adopting the following methodology:-

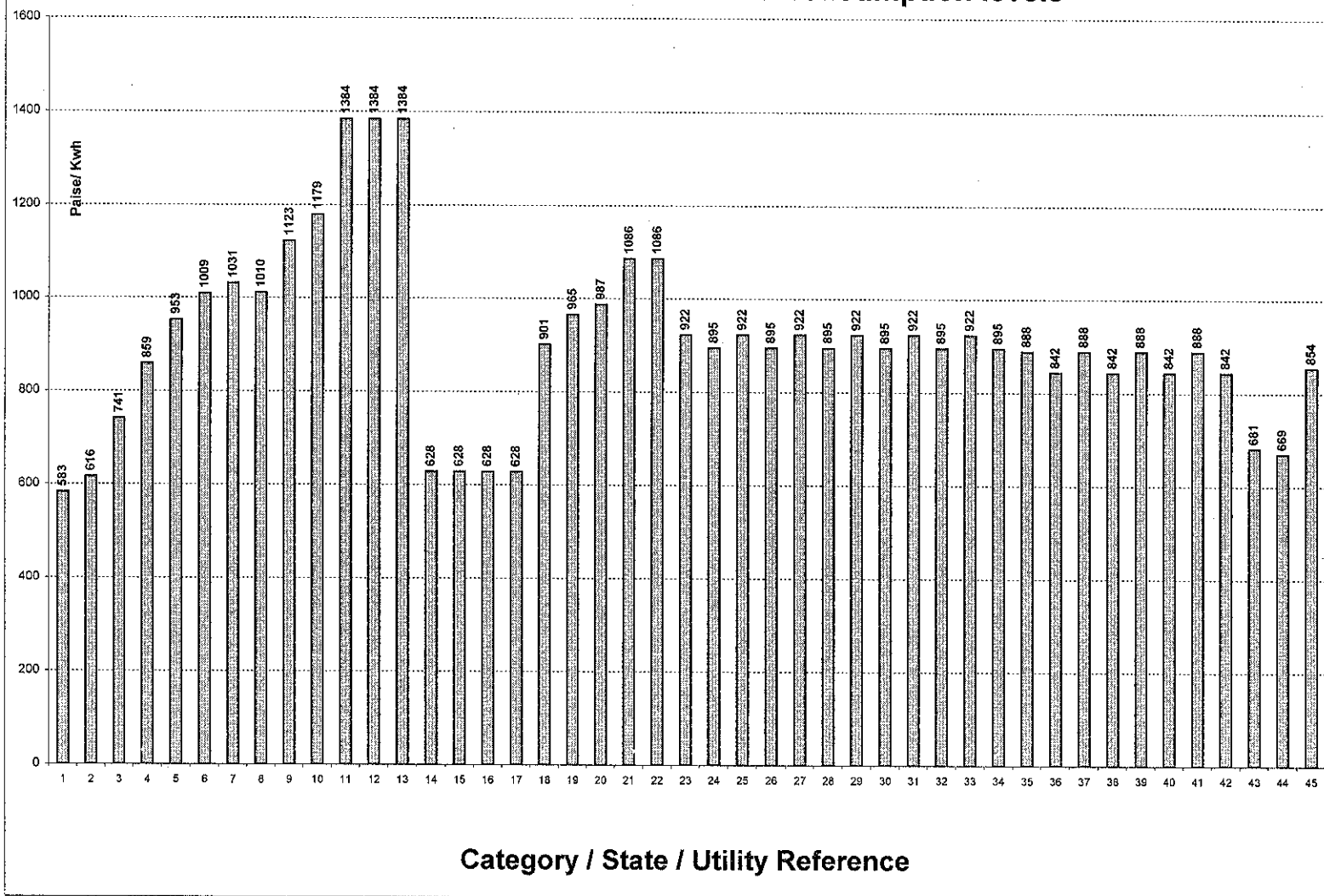
The sanctioned load and monthly energy consumption have been assumed for each category of consumer. Considering the tariff notified by the State Government / SERCs, the total amount payable by a particular category of consumer at the assumed load and monthly energy consumption is worked out. Taxes and duties are then added to arrive at the total average estimated rate of electricity supply in terms of paise/kwh.

However, the rebate/penalty for prompt/late payment of bills by consumers have not been considered in the estimated tariff.

CATEGORY-WISE MAXIMUM & MINIMUM EFFECTIVE RATES OF ELECTRICITY IN THE COUNTRY AT VARIOUS ASSUMED SANCTIONED LOADS / CONSUMPTION LEVELS

S.No.	Category	Load/consumtion	Max. (P/KWh)	State/ Utility	Min. (P/KWh)	State/ Utility
1	DOMESTIC	1 KW (100 Unit/Month)	583	Rajasthan	60	Puduchery
2		2 KW (200 Unit/Month)	616	Maharashtra	78	Puduchery
3		4 KW (400 Unit/Month)	741	West Bengal (Urban)	120	Uttar Pradesh (Rural Areas)
4		6 KW (600 Unit/Month)	859	Maharashtra - Mumbai - (Reliance Energy)	120	Uttar Pradesh (Rural Areas)
5		8 KW (800 Unit/Month)	953	Maharashtra - Mumbai - (Reliance Energy)	120	Uttar Pradesh (Rural Areas)
6		10 KW (1000 Unit/Month)	1009	Maharashtra - Mumbai - (Reliance Energy)	120	Uttar Pradesh (Rural Areas)
7	COMMERCIAL	2 KW (300 Unit/Month)	1031	Maharashtra - Mumbai - (Reliance Energy)	200	Jharkhnad (Rural Areas)
8		5 KW (750 Unit/Month)	1010	Maharashtra - Mumbai - (B.E.S.T)	228	Uttar Pradesh (Rural Areas)
9		10 KW (1500 Unit/Month)	1123	Maharashtra - Mumbai - (B.E.S.T)	228	Uttar Pradesh (Rural Areas)
10		20 KW (3000 Unit/Month)	1179	Maharashtra - Mumbai - (B.E.S.T)	228	Uttar Pradesh (Rural Areas)
11		30 KW (4500 Unit/Month)	1384	Maharashtra - Mumbai - (B.E.S.T)	228	Uttar Pradesh (Rural Areas)
12		40 KW (6000 Unit/Month)	1384	Maharashtra - Mumbai - (B.E.S.T)	228	Uttar Pradesh (Rural Areas)
13	50 KW (7500 Unit/Month)	1384	Maharashtra - Mumbai - (B.E.S.T)	228	Uttar Pradesh (Rural Areas)	
14	AGRICULTURE	2 HP (400 Unit/Month)	628	West Bengal-DPSC Ltd. (17.00 hrs to 23.00 hrs)	0	Andhra Pradesh with DSM (Dry & Wet Land Farmers)
15		3 HP (600 Unit/Month)	628	West Bengal-DPSC Ltd. (17.00 hrs to 23.00 hrs)	0	Andhra Pradesh with DSM (Dry & Wet Land Farmers)
16		5 HP (1000 Unit/Month)	628	West Bengal-DPSC Ltd. (17.00 hrs to 23.00 hrs)	0	Andhra Pradesh with DSM (Dry & Wet Land Farmers)
17		10 HP (2000 Unit/Month)	628	West Bengal-DPSC Ltd. (17.00 hrs to 23.00 hrs)	0	Andhra Pradesh with DSM (Dry & Wet Land Farmers)
18	SMALL INDUSTRIES	5 KW (750 Unit/Month)	901	Maharashtra - Mumbai - (B.E.S.T)	275	Sikkim (Rural)
19		10 KW (15000 Unit/Month)	965	Maharashtra - Mumbai - (B.E.S.T)	292	Manipur
20		15 KW (22500 Unit/Month)	987	Maharashtra - Mumbai - (B.E.S.T)	292	Manipur
21	MEDIUM INDUSTRIES	50 KW (7500 Unit/Month)	1086	Maharashtra - Mumbai - (B.E.S.T)	304	Dadra & Nagar Haveli
22		100 KW (15000 Unit/Month)	1086	Maharashtra - Mumbai - (B.E.S.T)	335	Mizoram
23	LARGE INDUSTRIES AT 11 KV	250 KW 40% LF (73000 Unit/Month) (AT 11 KV)	922	Maharashtra - Mumbai - (B.E.S.T)	340	Arunchal Pradesh
24		250 KW 60% LF (109500 Unit/Month) (AT 11 KV)	895	Maharashtra - Mumbai - (B.E.S.T)	340	Arunachal Pradesh
25		500 KW 40% LF (146000 Unit/Month) (AT 11 KV)	922	Maharashtra - Mumbai - (B.E.S.T)	340	Arunachal Pradesh
26		500 KW 60% LF (219000 Unit/Month) (AT 11 KV)	895	Maharashtra - Mumbai - (B.E.S.T)	340	Arunachal Pradesh
27		1000 KW 40% LF (292000 Unit/Month) (AT 11 KV)	922	Maharashtra - Mumbai - (B.E.S.T)	340	Arunachal Pradesh
28		1000 KW 60% LF (438000 Unit/Month) (AT 11 KV)	895	Maharashtra - Mumbai - (B.E.S.T)	340	Arunachal Pradesh
29		5000 KW 40% LF (1460000 Unit/Month) (AT 11 KV)	922	Maharashtra - Mumbai - (B.E.S.T)	340	Arunachal Pradesh
30		5000 KW 60% LF (2190000 Unit/Month) (AT 11 KV)	895	Maharashtra - Mumbai - (B.E.S.T)	340	Arunachal Pradesh
31		10000 KW 40% LF (2920000 Unit/Month) (AT 11 KV)	922	Maharashtra - Mumbai - (B.E.S.T)	340	Arunachal Pradesh
32		10000 KW 60% LF (4380000 Unit/Month) (AT 11 KV)	895	Maharashtra - Mumbai - (B.E.S.T)	340	Arunachal Pradesh
33		20000 KW 40% LF (5840000 Unit/Month) (AT 11 KV)	922	Maharashtra - Mumbai - (B.E.S.T)	340	Arunachal Pradesh
34		20000 KW 60% LF (8760000 Unit/Month) (AT 11 KV)	895	Maharashtra - Mumbai - (B.E.S.T)	340	Arunachal Pradesh
35	LARGE INDUSTRIES AT 33 KV	5000 KW 40% LF (1460000 Unit/Month) (AT 33 KV)	888	West Bengal - DPSC Ltd (1700 - 2300 hrs)	310	Arunachal Pradesh
36		5000 KW 60% LF (2190000 Unit/Month) (AT 33 KV)	842	West Bengal - DPSC Ltd (1700 - 2300 hrs)	310	Arunachal Pradesh
37		10000 KW 40% LF (2920000 Unit/Month) (AT 33 KV)	888	West Bengal - DPSC Ltd (1700 - 2300 hrs)	310	Arunachal Pradesh
38		10000 KW 60% LF (4380000 Unit/Month) (AT 33 KV)	842	West Bengal - DPSC Ltd (1700 - 2300 hrs)	310	Arunachal Pradesh
39		20000 KW 40% LF (5840000 Unit/Month) (AT 33 KV)	888	West Bengal - DPSC Ltd (1700 - 2300 hrs)	310	Arunachal Pradesh
40		20000 KW 60% LF (8760000 Unit/Month) (AT 33 KV)	842	West Bengal - DPSC Ltd (1700 - 2300 hrs)	310	Arunachal Pradesh
41		50000 KW 40% LF (14600000 Unit/Month) (AT 33 KV)	888	West Bengal - DPSC Ltd (1700 - 2300 hrs)	310	Arunachal Pradesh
42		50000 KW 60% LF (21900000 Unit/Month) (AT 33 KV)	842	West Bengal - DPSC Ltd (1700 - 2300 hrs)	310	Arunachal Pradesh
43	POWER INTENSIVE INDUSTRIES	50000 KW 60% LF (21900000 Unit/Month)	681	Punjab	295	Arunachal Pradesh
44		50000 KW 80% LF (29200000 Unit/Month)	669	Punjab	295	Arunachal Pradesh
45	RAILWAY TRACTION	12500 KW (2500000 Unit/Month)	854	Delhi - NDMC (AT 33 KV)	408	West Bengal - D.V.C (AT 132 KV)

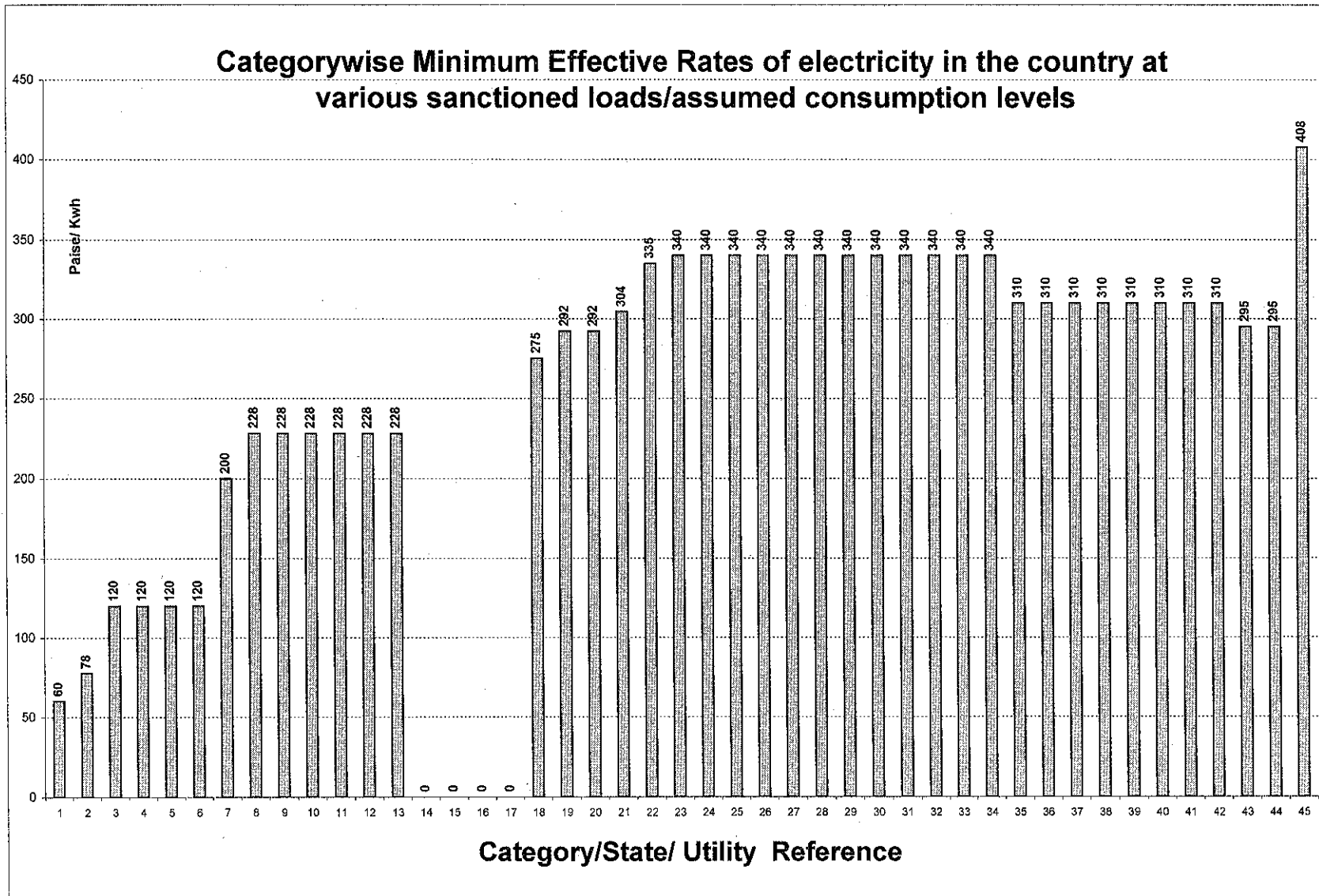
Categorywise Maximum Effective Rates of electricity in the country at various sanctioned loads/assumed consumption levels



Index of Categories/States/Utilities for Categorywise Maximum Effective Rates of electricity in the country at various sanctioned loads/assumed consumption levels

S. No.	Category	Load/Consumption	State/Utility where applicable
1	DOMESTIC	1 KW (100 Unit/Month)	Rajasthan
2	DOMESTIC	2 KW (200 Unit/Month)	Maharashtra
3	DOMESTIC	4 KW (400 Unit/Month)	West Bengal (Urban)
4	DOMESTIC	6 KW (600 Unit/Month)	Maharashtra - Mumbai - (Reliance Energy)
5	DOMESTIC	8 KW (800 Unit/Month)	Maharashtra - Mumbai - (Reliance Energy)
6	DOMESTIC	10 KW (1000 Unit/Month)	Maharashtra - Mumbai - (Reliance Energy)
7	COMMERCIAL	2 KW (300 Unit/Month)	Maharashtra - Mumbai - (Reliance Energy)
8	COMMERCIAL	5 KW (750 Unit/Month)	Maharashtra - Mumbai - (B.E.S.T)
9	COMMERCIAL	10 KW (1500 Unit/Month)	Maharashtra - Mumbai - (B.E.S.T)
10	COMMERCIAL	20 KW (3000 Unit/Month)	Maharashtra - Mumbai - (B.E.S.T)
11	COMMERCIAL	30 KW (4500 Unit/Month)	Maharashtra - Mumbai - (B.E.S.T)
12	COMMERCIAL	40 KW (6000 Unit/Month)	Maharashtra - Mumbai - (B.E.S.T)
13	COMMERCIAL	50 KW (7500 Unit/Month)	Maharashtra - Mumbai - (B.E.S.T)
14	AGRICULTURE	2 HP (400 Unit/Month)	West Bengal-Durgapur Projects Ltd.
15	AGRICULTURE	3 HP (600 Unit/Month)	West Bengal-Durgapur Projects Ltd.
16	AGRICULTURE	5 HP (1000 Unit/Month)	West Bengal-Durgapur Projects Ltd.
17	AGRICULTURE	10 HP (2000 Unit/Month)	West Bengal-Durgapur Projects Ltd.
18	SMALL INDUSTRIES	5 KW (750 Unit/Month)	Maharashtra - Mumbai - (B.E.S.T)
19	SMALL INDUSTRIES	10 KW (15000 Unit/Month)	Maharashtra - Mumbai - (B.E.S.T)
20	SMALL INDUSTRIES	15 KW (22500 Unit/Month)	Maharashtra - Mumbai - (B.E.S.T)
21	MEDIUM INDUSTRIES	50 KW (7500 Unit/Month)	Maharashtra - Mumbai - (B.E.S.T)
22	MEDIUM INDUSTRIES	100 KW (15000 Unit/Month)	Maharashtra - Mumbai - (B.E.S.T)
23	LARGE INDUSTRIES AT 11 KV	250 KW 40% LF (73000 Unit/Month) (AT 11 KV)	Maharashtra - Mumbai - (B.E.S.T)
24	LARGE INDUSTRIES AT 11 KV	250 KW 60% LF (109500 Unit/Month) (AT 11 KV)	Maharashtra - Mumbai - (B.E.S.T)
25	LARGE INDUSTRIES AT 11 KV	500 KW 40% LF (146000 Unit/Month) (AT 11 KV)	Maharashtra - Mumbai - (B.E.S.T)
26	LARGE INDUSTRIES AT 11 KV	500 KW 60% LF (219000 Unit/Month) (AT 11 KV)	Maharashtra - Mumbai - (B.E.S.T)
27	LARGE INDUSTRIES AT 11 KV	1000 KW 40% LF (292000 Unit/Month) (AT 11 KV)	Maharashtra - Mumbai - (B.E.S.T)
28	LARGE INDUSTRIES AT 11 KV	1000 KW 60% LF (438000 Unit/Month) (AT 11 KV)	Maharashtra - Mumbai - (B.E.S.T)
29	LARGE INDUSTRIES AT 11 KV	5000 KW 40% LF (1460000 Unit/Month) (AT 11 KV)	Maharashtra - Mumbai - (B.E.S.T)
30	LARGE INDUSTRIES AT 11 KV	5000 KW 60% LF (2190000 Unit/Month) (AT 11 KV)	Maharashtra - Mumbai - (B.E.S.T)
31	LARGE INDUSTRIES AT 11 KV	10000 KW 40% LF (2920000 Unit/Month) (AT 11 KV)	Maharashtra - Mumbai - (B.E.S.T)
32	LARGE INDUSTRIES AT 11 KV	10000 KW 60% LF (4380000 Unit/Month) (AT 11 KV)	Maharashtra - Mumbai - (B.E.S.T)
33	LARGE INDUSTRIES AT 11 KV	20000 KW 40% LF (5840000 Unit/Month) (AT 11 KV)	Maharashtra - Mumbai - (B.E.S.T)
34	LARGE INDUSTRIES AT 11 KV	20000 KW 60% LF (8760000 Unit/Month) (AT 11 KV)	Maharashtra - Mumbai - (B.E.S.T)
35	LARGE INDUSTRIES AT 33 KV	5000 KW 40% LF (1460000 Unit/Month) (AT 33 KV)	West Bengal - DPSC Ltd (1700 - 2300 hrs)
36	LARGE INDUSTRIES AT 33 KV	5000 KW 60% LF (2190000 Unit/Month) (AT 33 KV)	West Bengal - DPSC Ltd (1700 - 2300 hrs)
37	LARGE INDUSTRIES AT 33 KV	10000 KW 40% LF (2920000 Unit/Month) (AT 33 KV)	West Bengal - DPSC Ltd (1700 - 2300 hrs)
38	LARGE INDUSTRIES AT 33 KV	10000 KW 60% LF (4380000 Unit/Month) (AT 33 KV)	West Bengal - DPSC Ltd (1700 - 2300 hrs)
39	LARGE INDUSTRIES AT 33 KV	20000 KW 40% LF (5840000 Unit/Month) (AT 33 KV)	West Bengal - DPSC Ltd (1700 - 2300 hrs)
40	LARGE INDUSTRIES AT 33 KV	20000 KW 60% LF (8760000 Unit/Month) (AT 33 KV)	West Bengal - DPSC Ltd (1700 - 2300 hrs)
41	LARGE INDUSTRIES AT 33 KV	50000 KW 40% LF (14600000 Unit/Month) (AT 33 KV)	West Bengal - DPSC Ltd (1700 - 2300 hrs)
42	LARGE INDUSTRIES AT 33 KV	50000 KW 60% LF (21900000 Unit/Month) (AT 33 KV)	West Bengal - DPSC Ltd (1700 - 2300 hrs)
43	POWER INTENSIVE INDUSTRIES	50000 KW 60% LF (21900000 Unit/Month)	Punjab
44	POWER INTENSIVE INDUSTRIES	50000 KW 80% LF (29200000 Unit/Month)	Punjab
45	RAILWAY TRACTION	12500 KW (2500000 Unit/Month)	Delhi - NDMC (AT 33 KV)

Categorywise Minimum Effective Rates of electricity in the country at various sanctioned loads/assumed consumption levels



Index of Categories/States/Utilities for Categorywise Minimum Effective Rates of electricity in the country at various sanctioned loads/assumed consumption levels

S. No.	Category	Load/Consumption	State/Utility where applicable
1	DOMESTIC	1 KW (100 Unit/Month)	Puducherry
2	DOMESTIC	2 KW (200 Unit/Month)	Puducherry
3	DOMESTIC	4 KW (400 Unit/Month)	Uttar Pradesh (Rural Areas)
4	DOMESTIC	6 KW (600 Unit/Month)	Uttar Pradesh (Rural Areas)
5	DOMESTIC	8 KW (800 Unit/Month)	Uttar Pradesh (Rural Areas)
6	DOMESTIC	10 KW (1000 Unit/Month)	Uttar Pradesh (Rural Areas)
7	COMMERCIAL	2 KW (300 Unit/Month)	Jharkhnad (Rural Areas)
8	COMMERCIAL	5 KW (750 Unit/Month)	Uttar Pradesh (Rural Areas)
9	COMMERCIAL	10 KW (1500 Unit/Month)	Uttar Pradesh (Rural Areas)
10	COMMERCIAL	20 KW (3000 Unit/Month)	Uttar Pradesh (Rural Areas)
11	COMMERCIAL	30 KW (4500 Unit/Month)	Uttar Pradesh (Rural Areas)
12	COMMERCIAL	40 KW (6000 Unit/Month)	Uttar Pradesh (Rural Areas)
13	COMMERCIAL	50 KW (7500 Unit/Month)	Uttar Pradesh (Rural Areas)
14	AGRICULTURE	2 HP (400 Unit/Month)	Andhra Pradesh with DSM (Dry & Wet Land Farmers)
15	AGRICULTURE	3 HP (600 Unit/Month)	Andhra Pradesh with DSM (Dry & Wet Land Farmers)
16	AGRICULTURE	5 HP (1000 Unit/Month)	Andhra Pradesh with DSM (Dry & Wet Land Farmers)
17	AGRICULTURE	10 HP (2000 Unit/Month)	Andhra Pradesh with DSM (Dry & Wet Land Farmers)
18	SMALL INDUSTRIES	5 KW (750 Unit/Month)	Sikkim (Rural)
19	SMALL INDUSTRIES	10 KW (15000 Unit/Month)	Manipur
20	SMALL INDUSTRIES	15 KW (22500 Unit/Month)	Manipur
21	MEDIUM INDUSTRIES	50 KW (7500 Unit/Month)	Dadra & Nagar Haveli
22	MEDIUM INDUSTRIES	100 KW (15000 Unit/Month)	Mizoram
23	LARGE INDUSTRIES AT 11 KV	250 KW 40% LF (73000 Unit/Month) (AT 11 KV)	Arunchal Pradesh
24	LARGE INDUSTRIES AT 11 KV	250 KW 60% LF (109500 Unit/Month) (AT 11 KV)	Arunachal Pradesh
25	LARGE INDUSTRIES AT 11 KV	500 KW 40% LF (146000 Unit/Month) (AT 11 KV)	Arunachal Pradesh
26	LARGE INDUSTRIES AT 11 KV	500 KW 60% LF (219000 Unit/Month) (AT 11 KV)	Arunachal Pradesh
27	LARGE INDUSTRIES AT 11 KV	1000 KW 40% LF (292000 Unit/Month) (AT 11 KV)	Arunachal Pradesh
28	LARGE INDUSTRIES AT 11 KV	1000 KW 60% LF (438000 Unit/Month) (AT 11 KV)	Arunachal Pradesh
29	LARGE INDUSTRIES AT 11 KV	5000 KW 40% LF (1460000 Unit/Month) (AT 11 KV)	Arunachal Pradesh
30	LARGE INDUSTRIES AT 11 KV	5000 KW 60% LF (2190000 Unit/Month) (AT 11 KV)	Arunachal Pradesh
31	LARGE INDUSTRIES AT 11 KV	10000 KW 40% LF (2920000 Unit/Month) (AT 11 KV)	Arunachal Pradesh
32	LARGE INDUSTRIES AT 11 KV	10000 KW 60% LF (4380000 Unit/Month) (AT 11 KV)	Arunachal Pradesh
33	LARGE INDUSTRIES AT 11 KV	20000 KW 40% LF (5840000 Unit/Month) (AT 11 KV)	Arunachal Pradesh
34	LARGE INDUSTRIES AT 11 KV	20000 KW 60% LF (8760000 Unit/Month) (AT 11 KV)	Arunachal Pradesh
35	LARGE INDUSTRIES AT 33 KV	5000 KW 40% LF (1460000 Unit/Month) (AT 33 KV)	Arunachal Pradesh
36	LARGE INDUSTRIES AT 33 KV	5000 KW 60% LF (2190000 Unit/Month) (AT 33 KV)	Arunachal Pradesh
37	LARGE INDUSTRIES AT 33 KV	10000 KW 40% LF (2920000 Unit/Month) (AT 33 KV)	Arunachal Pradesh
38	LARGE INDUSTRIES AT 33 KV	10000 KW 60% LF (4380000 Unit/Month) (AT 33 KV)	Arunachal Pradesh
39	LARGE INDUSTRIES AT 33 KV	20000 KW 40% LF (5840000 Unit/Month) (AT 33 KV)	Arunachal Pradesh
40	LARGE INDUSTRIES AT 33 KV	20000 KW 60% LF (8760000 Unit/Month) (AT 33 KV)	Arunachal Pradesh
41	LARGE INDUSTRIES AT 33 KV	50000 KW 40% LF (14600000 Unit/Month) (AT 33 KV)	Arunachal Pradesh
42	LARGE INDUSTRIES AT 33 KV	50000 KW 60% LF (21900000 Unit/Month) (AT 33 KV)	Arunachal Pradesh
43	POWER INTENSIVE INDUSTRIES	50000 KW 60% LF (21900000 Unit/Month)	Arunachal Pradesh
44	POWER INTENSIVE INDUSTRIES	50000 KW 80% LF (29200000 Unit/Month)	Arunachal Pradesh
45	RAILWAY TRACTION	12500 KW (2500000 Unit/Month)	West Bengal - D.V.C (AT 132 KV)

Statewise details where agricultural power is free

Sl. No.	State	Effective date	Category	Charge Rate
1	Karnataka	w.e.f. 30.04.2012	Agriculture (For connected load upto 10HP)	Nil
2	Tamil Nadu	w.e.f. 01.04.2012	Agriculture (Till meters are fixed)	Nil

Statewise details of un-metered agricultural supply where tariff is at fixed rate

Sl. No.	State	Effective date	Category	Charge Rate	
1	Andhra Pradesh	w.e.f. 01.04.2012	LT Agriculture (With Demand side Management measures)	30 Rs./Month	
			Dry land Farmers (connection <=3 Nos.)		
			Wet land Farmers (Holding <=2.5 Acres)		
			HT Agriculture (11 KV)		1125 Rs./Month
			HT Agriculture (33KV)		1125 Rs./Month
			HT Agriculture (132 KV)	2250 Rs./Month	
2	Bihar	w.e.f. 01.04.2012	Irrigation & Agriculture for private tubewells and lift irrigation schemes		
			Rural feeder (Unmetered)		120 Rs./HP/Month
			Urban feeder (Unmetered)		145 Rs./HP/Month
			Irrigation & Agriculture for state tubewells and lift irrigation schemes		
			Rural feeder (Unmetered) upto 100 HP		900 Rs./HP/Month
			Urban feeder (Unmetered) upto 100 HP	1000 Rs./HP/Month	
3	Gujarat	w.e.f. 01.06.2012	Agriculture (HP based tariff)	175 Rs./HP/Month	
4	Haryana	w.e.f. 01.04.2012	Agricultural Pumps (Unmetered) upto 15 HP	35 Rs./HP/Month	
			Agricultural Pumps (Unmetered) above 15 HP	30 Rs./HP/Month	
5	Jammu & Kashmir	w.e.f. 01.04.2012	Agriculture (Unmetered upto 20 HP)	168 Rs./HP/Month	
			Agriculture (Unmetered above 20 HP)	1168 Rs./HP/Month	
6	Jharkhand	w.e.f. 01.08.2012	For private tubewells and private lift irrigation schemes	70 Rs./HP/Month	
			For state tubewells and state lift irrigation schemes	280 Rs./HP/Month	
7	Maharashtra	w.e.f. 01.08.2012	Agriculture (Unmetered Category 1 Zones) upto 5 HP	295 Rs./HP/Month	
			Agriculture (Unmetered Category 1 Zones) above 5 HP	325 Rs./HP/Month	
			Agriculture (Unmetered Category 2 Zones) upto 5 HP	240 Rs./HP/Month	
			Agriculture (Unmetered Category 2 Zones) above 5 HP	265 Rs./HP/Month	
8	Manipur	w.e.f. 01.09.2012	Agriculture LT (Unmetered upto 20 kW)	60 Rs./kW/Month	
			Agriculture HT (Unmetered)	100 Rs./KVA/Month	
9	Mizoram	w.e.f. 01.08.2012	Agriculture (Unmetered)	20 Rs./kW/HP/Month	
10	Puducherry	w.e.f. 01.06.2012	Others Farmers (Unmetered) (For connected load not less than 3HP)	200 Rs./HP/Annum Plus 225 Rs./Service/Annum	
11	Punjab	w.e.f. 01.04.2012	Agriculture (Without Government Subsidy) (Unmetered)	339 Rs./HP/Month	
12	Rajasthan	w.e.f. 10.08.2012	i) Agriculture LT (Unmetered) -General (getting supply in block hours)	Fixed Ch. 15 Rs./HP/Month PLUS Energy Ch. 285 Rs./HP/Month	
			ii) Agriculture LT (Unmetered) - All others not covered under item (i) above and getting more than block hours supply)	Fixed 30 Rs./HP/Month PLUS Energy Ch. 430 Rs./HP/Month	
13	Uttarakhand	w.e.f. 01.04.2012	Private tubewells/pumping sets (Unmetered)	165 Rs./HP/Month plus 20 Rs./month for 2 lamps only	
14	Uttar Pradesh	w.e.f. 01.10.2012	Agriculture (Unmetered)	75 Rs./HP/Month	
			State/Panchayatiraj Tubewells & Pump Canals upto 100 HP (Unmetered)	1200 Rs./HP/Month	
15	West Bengal	w.e.f. 01.04.2012	Agriculture (Unmetered) Shallow Tubewells in North Bengal	210 Rs./KVA/month	
			Shallow Tubewells in Other District	270 Rs./KVA/month	
			Submersible in North Bengal	250 Rs./KVA/month	
			Submersible in Other District	340 Rs./KVA/month	

Statewise details of consumer categories where non-agricultural power is free

Sl. No.	State	Effective date	Category	Charge Rate
1	Karnataka	w.e.f. 30.04.2012	Bhagyajyothi and Kutirajyothi (BK/KJ) schemes (Upto 18 units/month)	Nil
2	Punjab	w.e.f. 01.04.2012	Golden Temple & Durgiana Temple, Amritsar (upto 2000 units/month)	Nil

Statewise details of consumer categories where non-agricultural power is at fixed rate

Sl. No.	State	Effective date	Category	Charge Rate			
1	Bihar	w.e.f. 01.04.2012	Kutirjyoti Rural Unmetered (upto 30 units/month)	50 Rs./Month			
			Domestic Rural Unmetered (load upto 2 KW)	150 Rs./Month			
			Non-Domestic Rural Unmetered (load upto 2 KW)	200 Rs./Month			
			Unmetered street light/traffic light/blinders in villages & towns				
			(i) Gram panchayats	250 Rs./100 W/Month			
	(ii) Nagar Palika/ NAC/ Municipality	325 Rs./100 W/Month					
	(iii) Municipal Corporation	400 Rs./100 W/Month					
2	Dadra & Nagar Haveli	w.e.f 01.07.2012	Low Income Group consumers with connected load 2X40 Watts only	5 Rs./Connection/Month			
3	Daman & Diu	w.e.f 01.08.2012	Low Income Group consumers with connected load 2X40 Watts only	10 Rs./Connection/Month			
4	Goa	w.e.f. 01.06.2012	Low Income Group consumers with connected load 2X40 Watts only	25 Rs./Month			
5	Gujarat	w.e.f. 01.06.2012	Contracted load of 100 KVA & above (HT) not specified in any other HT categories				
			i) First 500 KVA of billing demand	100 Rs/kVA/Month			
			ii) Next 500 KVA of billing demand	200 Rs/kVA/Month			
			iii) In excess of 1000 KVA of billing demand	270 Rs/kVA/Month			
			iv) For billing demand in excess of contract demand	370 Rs/kVA/Month			
			Contracted load of 100 KVA & above (HT) for Water Works & Sewerage pumping stations				
			i) First 500 KVA of billing demand	90 Rs/kVA/Month			
			ii) Next 500 KVA of billing demand	190 Rs/kVA/Month			
			iii) In excess of 1000 KVA of billing demand	250 Rs/kVA/Month			
			iv) For billing demand in excess of contract demand	335 Rs/kVA/Month			
			6	Jammu & Kashmir	w.e.f. 01.04.2012	Domestic Unmetered (load upto 1/4 KW)	89 Rs./Month
						Domestic Unmetered (load above 1/4 KW upto 1/2 KW)	260 Rs./Month
						Domestic Unmetered (load above 1/2 KW upto 3/4 KW)	397 Rs./Month
Domestic Unmetered (load above 3/4 KW upto 1 KW)	534 Rs./Month						
Domestic Unmetered (load above 1 KW upto 2 KW)	1041 Rs./Month						
Domestic Unmetered (load above 2 KW)	1041 Rs./Month plus Rs. 451 for every 1/2 KW or part						
Commercial Unmetered (load upto 1/4 KW)	251 Rs./Month						
Commercial Unmetered (load above 1/4 KW upto 1/2 KW)	620 Rs./Month						
Commercial Unmetered (load above 1/2 KW upto 1 KW)	1239 Rs./Month						
Commercial Unmetered (load above 1 KW)*	1593 Rs./Month						
* and part thereof for kW above 1 kW	1593 Rs./Month						
Public Street Lighting Unmetered	1160 Rs./KW/Month or any part thereof						
LT Public Water Works Unmetered	1250 Rs./KW/Month						
7	Jharkhand	w.e.f. 01.08.2012	Kutirjyoti Rural for connected load upto 100 watts in rural areas	40 Rs./Connection/Month			
			For other consumers in rural areas connected load upto 2 KW	100 Rs./Connection/Month			
			Non Domestic rural areas upto 2 KW	175 Rs./Month upto 1KW & 60 Rs./Month for additional KW			
			Street Light Unmetered	140 Rs./Month/100 watt lamp & 30 Rs for every additional 50 W			
8	Manipur	w.e.f. 01.09.2012	Kutir Jyothi Unmetered	20 Rs/Month			
			Domestic Unmetered (upto 20 kW)	60 Rs/kW/Month			
			Commercial Unmetered (upto 20 kW)	80 Rs/kW/Month			
			Public Lighting Unmetered	60 Rs/kW/Month			
			Public Water Works & Small Industries Unmetered (upto 20 kW)	60 Rs/kW/Month			
			Commercial, Public Water Works, Medium Industries, Large & Bulk Supply HT Unmetered	100 Rs/kVA/Month			
9	Lakshadweep	w.e.f. 01.10.2012	BPL / Kutir Jyoti (Upto 30 Units)	25 Rs/Month/connection			
10	Meghalaya	w.e.f. 01.02.2012	Kutir Jyoti Unmetered	75 Rs./Month			
11	Mizoram	w.e.f. 01.08.2012	Kutir Jyoti Unmetered	10 Rs/Month			
			Domestic Unmetered (upto 50 kW)	30 Rs/kW/Month			
			Commercial Unmetered (upto 50 kW)	60 Rs/kW/Month			
			Public Lighting Unmetered	50 Rs/kW/Month			
			Public Water Works Unmetered (upto 50 kW)	50 Rs/kW/Month			
			Industries Unmetered (upto 50 kW)	60 Rs/kW/Month			
			Temporary Supply Unmetered	50 Rs/kW/Month			
			Domestic HT Unmetered	30 Rs/kVA/Month			
			Commercial HT Unmetered	60 Rs/kVA/Month			
Public Water Works, industrial & Bulk Supply HT Unmetered	80 Rs/kVA/Month						
12	Orissa	w.e.f. 01.04.2012	Kutir Jyoti (upto 30 units/month)	60 Rs./Month			
13	Puducherry	w.e.f. 01.06.2012	Hut Services (only 2x40 W Florescent Tube Lights)	20 Rs./Month			
14	Tripura	w.e.f. 01.04.2012	Kutir Jyoti connection	40 Rs./Month			
15	Uttarakhand	w.e.f. 01.04.2012	Domestic Unmetered Rural (Hilly Areas)	130 Rs./Month			
			Domestic Unmetered Rural (Other Areas)	285 Rs./Month			
16	Uttar Pradesh	w.e.f. 01.10.2012	Domestic Unmetered Rural	125 Rs./Month			
			Commercial Unmetered Rural	200 Rs./Month			
17	West Bengal	w.e.f. 01.04.2012	Lokdeep (upto 25 units/month)	30 Rs./Month			

Details of electricity duty/ taxes/ cess/ surcharge in various States / Union Territories

Sl. No.	Name of States / UTs	Effective date	Domestic	Commercial	Agricultural	LT-Industry	HT-Industry	Railway Traction
1	Andaman & Nicobar Island	-	Nil	Nil	Nil	Nil	Nil	Nil
2	Andhra Pradesh	w.e.f. 01.01.1995	6 P/KWh	6 P/KWh	Nil	6 P/KWh	6 P/KWh	Nil
3	Arunachal Pradesh	-	Nil	Nil	Nil	Nil	Nil	Nil
4	Assam	w.e.f. 01.04.2007	10 P/KWh	10 P/KWh	10 P/KWh	For first 15000 Units - 9 P/KWh For next 25000 Units - 8.5 P/KWh For Balance Units - 7 P/KWh		-
5	Bihar	w.e.f. 21.10.2002	6%	6%	4 P/KWh	6%	6%	6%
6	Chandigarh	w.e.f. 18.08.1992	9 P/KWh	11 P/KWh	Nil	11 P/KWh	11 P/KWh	-
7	Chhattishgarh	w.e.f. 01.04.1995	Upto 100 KWh/Month - 14% 101 to 200 KWh/Month - 15% In excess of 200 KWh/Month - 23% Cess - 10 P/KWh (w.e.f 20.08.2010)	Upto 200 KWh/Month - 11% In excess of 200 KWh/Month - 11.5% Cess - 10 P/KWh (w.e.f 20.08.2010)	Nil	Upto 25 HP - 3% In excess of 25 HP upto 75 HP - 4% In excess of 75 HP upto 100 HP - 3.5% In excess of 100 HP upto 150 HP - 3% Cess - 10 P/KWh (w.e.f 20.08.2010)	8% Cess - 10 P/KWh (w.e.f 20.08.2010)	Nil
8	Dadra & Nagar Haveli	-	Nil	Nil	Nil	Nil	Nil	Nil
9	Daman & Diu	-	Nil	Nil	Nil	Nil	Nil	Nil
10	Delhi	w.e.f. 01.07.1992	5%	5%	5%	5%	5%	5%
11	Goa	w.e.f. 01.06.2012	20 P/KWh	70 P/KWh	20 P/KWh	70 P/KWh	70 P/KWh	-
12	Gujarat	w.e.f. 01.04.2012	Rural areas - 7.5% Urban areas -15%	25%	Nil	10%	15%	Nil
13	Haryana	w.e.f. 28.12.1994	15 P/KWh	15 P/KWh	Nil	15 P/KWh	15 P/KWh	Nil
14	Himachal Pradesh	w.e.f. 01.04.2012	3%	8%	10%	Small industry 4% Medium Industry 10%	17%	Nil
15	Jammu & Kashmir	w.e.f. 25.10.1984	Upto 15 KWh/Month - 14% Above 15 KWh/Month - 22%	Upto 30 KWh/Month - 14% Above 30 KWh/Month - 22%	22%	22%	22%	Nil
16	Jharkhand	w.e.f. 23.06.2011	Upto 250 KWh/Month - 20 P/KWh Above 250 KWh/Month - 24 P/KWh	Upto 250 KWh/Month - 24 P/KWh Above 250 KWh/Month - 30 P/KWh	2 P/KWh	5 P/KWh	5 P/KWh	15 P/KWh
17	Karnataka	w.e.f. 01.04.2003	5%	5%	5%	5%	5%	5%
18	Kerala	w.e.f. 07.05.1975	10%	10%	10%	10%	10 P/KWh	Nil
19	Lakshadweep	-	Nil	Nil	Nil	Nil	Nil	Nil
20	Madhya Pradesh	w.e.f. 25.04.2012	Upto 100 KWh/Month - 9% 101 to 200 KWh/Month - 12% In excess of 200 KWh/Month - 15%	Upto 50 KWh/Month - 9% In excess of 50 KWh/Month - 15%	Nil	Upto 150 HP - 9%	15%	Nil
21	Maharashtra	w.e.f. 01.02.2010	15%	17% additional tax - 8 P/KWh	Nil	9% additional tax - 8 P/KWh	9% addl. tax - 8 P/KWh	Nil
22	Maharashtra - BEST (Mumbai) Reliance Energy (Mumbai) Tata Power (Mumbai)	w.e.f. 01.02.2010	15% additional tax - 15 P/KWh	17% additional tax - 23 P/KWh	Nil	9% additional tax - 23 P/KWh	9% addl. tax - 23 P/KWh	Nil

.....Contd. Details of electricity duty/taxes/cess/surcharge in various States / Union Territories

Sl. No.	Name of States / UTs	Effective date	Domestic	Commercial	Agricultural	LT-Industry	HT-Industry	Railway Traction
23	Manipur	w.e.f. 16.11.1984	2 P/KWh addl. surcharge - 10%	2 P/KWh addl. surcharge - 10%	2 P/KWh surcharge - 10%	2 P/KWh addl. surcharge - 10%	2 P/KWh addl. surcharge - 10%	Nil
24	Meghalaya	w.e.f. 01.02.2012	5 P/KWh	6 P/KWh	6 P/KWh	Upto 15000 KWh/Month - 1% Next 25000 KWh/Month - 1.5% Above 40000 KWh/Month - 3%		Nil
25	Mizoram	-	Nil	Nil	Nil	Nil	Nil	Nil
26	Nagaland	-	Nil	Nil	Nil	Nil	Nil	Nil
27	Orissa	w.e.f. 01.01.2006	4%	4%	2%	4%	7%	Nil
28	Puducherry	-	Nil	Nil	Nil	Nil	Nil	Nil
29	Punjab	w.e.f. 01.04.2010	13%	13%	Nil	13%	13%	13%
30	Rajasthan	w.e.f. 01.07.2004	40 P/KWh wef 01.04.2010 Urban Cess 10 P/Kwh	40 P/KWh wef 01.09.2009 Water Cess 10 P/Kwh wef 01.04.2010 Urban Cess 10 P/Kwh	4 P/KWh	40 P/KWh wef 01.09.2009 Water Cess 10 P/Kwh wef 01.04.2010 Urban Cess 10 P/Kwh	40 P/KWh Water Cess 10 P/Kwh Urban Cess 10 P/Kwh	Nil
31	Sikkim	-	Nil	Nil	Nil	Nil	Nil	Nil
32	Tamil Nadu	w.e.f. 16.06.2003	Nil	5%	Nil	5%	5%	Nil
33	Tripura	-	Nil	Nil	Nil	Nil	Nil	Nil
34	Uttarakhand	w.e.f. 01.12.2003	15 P/KWh	15 P/KWh	15 P/KWh	20 P/KWh	25 P/KWh	Nil
35	Uttar Pradesh	w.e.f. 13.09.2012	5 P/KWh	7.5 P/KWh	7.5 P/KWh	7.5 P/KWh	7.5 P/KWh	Nil
36	West Bengal	w.e.f. 23.11.2004	Upto 300 KWh/Month - Nil Above 300 KWh/Month - 10%	Upto 150 KWh/Month - Nil >150 but <=500 KWh/Month - 10% >500 but <=1000 KWh/Month - 12.5% >1000 KWh/Month - 15%	Nil	Upto 500 KWh/Month - Nil >500 but <=2000 KWh/Month - 2.5% >2000 but <=3500 KWh/Month - 7.5% >3500 KWh/Month - 12.5%	15%	Nil

Summary of Time of the Day (TOD) Tariff Schemes in various states

Sl. No.	Name of Utility	Effective dates	Consumer Category & ToD Charges applicable		
			HT Industries	Tea, Coffee & Rubber	Oil & Coal
1	Assam				
	Time 0600 - 1700 Hrs (normal)	w.e.f. 24.05.2011	400 Paise/KWh	445 Paise/KWh	450 Paise/KWh
	Time 1700 - 2200 Hrs (peak)		625 Paise/KWh	625 Paise/KWh	625 Paise/KWh
Time 2200 - 0600 Hrs (night)	335 Paise/KWh		420 Paise/KWh	435 Paise/KWh	
2	Bihar		All HT Consumers		
	Normal period (0500 - 1700 Hrs)	w.e.f. 01.04.2012	Normal rate of energy charge		
	Evening peak hours (1700 - 2300 Hrs)		120% of normal rate of energy charge		
Off-peak period (1700 - 0500 Hrs)	85% of normal rate of energy charge				
3	Chhattisgarh		For consumers EHV-2,EHV-3,EHV-4,HV-1,HV-2,HV-3and HV-10		
	Normal period (0500 - 1800 Hrs)	w.e.f. 06.05.2012	Normal rate of energy charge		
	Evening Peak hours (1800 - 2300 Hrs)		130% of normal rate of energy charge		
Off-peak period (2300 - 0500 Hrs)	85% of normal rate of energy charge				
4	Delhi (BYPL,BRPL,NDPL-TPDDL & NDMC)		All consumers other than domestic sanctioned load is 300 KVA & above		
	April-September(Peak hours) 1500 - 2400 Hrs	w.e.f. 01.07.2012	10% surcharge on energy charges		
	October-March(Peak hours) 1700 - 2300 Hrs		5% surcharge on energy charges		
April-September(Off-peak hours) 0000 - 0600 Hrs	10% rebate on energy charges				
October-March(Off-peak hours) 2300 - 0600 Hrs	10% rebate on energy charges				
5	Gujarat		For HTP-I,HTP-II & HTP-III Consumers with contract demand 500 KVA & above		
	Morning Peak hours (0700 - 1100 Hrs)	w.e.f. 01.06.2012	75 Paise/KWh in addition to normal energy charge for HTP-III		
	Evening Peak hours (1800 - 2200 Hrs)		75 Paise/KWh in addition to normal energy charge for HTP-III		
a) For billing demand upto 500 KVA b) For billing demand above 500 KVA	35 Paise/KWh in addition to normal energy charge for HTP-I & II 75 Paise/KWh in addition to normal energy charge for HTP-I & II				
6	Gujarat-(Torrent Power Ltd., Ahmadabad)		HT Consumers with MD 100 KW & above		HT Pumping Stations
	i) For April to October period	w.e.f. 01.06.2012	billing demand upto 300 KW	billing demand above 300 KW	
	1200 - 1700 Hrs		50 Paise/KWh above normal energy charge	70 Paise/KWh above normal energy charge	50 Paise/KWh above normal energy charge
	1830 - 2130 Hrs				
ii) For November to March period	billing demand upto 300 KW		billing demand above 300 KW		
0800 - 1200 Hrs		50 Paise/KWh above normal energy charge	70 Paise/KWh above normal energy charge	50 Paise/KWh above normal energy charge	
1800 - 2200 Hrs					
7	Gujarat-(Torrent Power Ltd., Surat)		All HT Consumers with contract demand 500 KVA & above		
	Morning Peak hours (0700 - 1100 Hrs)	w.e.f. 01.06.2012	billing demand upto 500 KVA	billing demand above 500 KVA	
	Evening Peak hours (0800 - 2200 Hrs)		35 Paise/KWh above normal energy charge	70 Paise/KWh above normal energy charge	
8	Jharkhand		All HT Consumers		
	Morning Peak hours (0600 - 1000 Hrs)	w.e.f. 01.08.2012	120% of normal rate of energy charge		
	Evening Peak hours (1800 - 2200 Hrs)		120% of normal rate of energy charge		
Off-peak period (2200 - 0600 Hrs)	85% of normal rate of energy charge				
9	Karnataka		LT-5 Industrial Heating & Motive Power (optional)		HT-1(PWW) and HT-2
	2200 - 0600 Hrs	w.e.f. 30.04.2012	(-) 125 Paise/KWh		(-) 125 Paise/KWh
	0600 - 18.00 Hrs		Nil		Nil
1800 - 2200 Hrs	(+) 100 Paise/KWh		(+) 100 Paise/KWh		
10	Madhya Pradesh		For Industrial, Seasonal, Irrigation, PWW & Bulk Supply consumers		
	Normal period (0600 - 1800 Hrs)	w.e.f. 10.04.2012	Normal rate of energy charge		
	Evening Peak hours (1800 - 2200 Hrs)		15% of normal rate of energy charge as surcharge		
Off-peak period (2200 - 0600 Hrs)	7.5% of normal rate of energy charge as rebate				
11	Maharashtra		LT & HT Industrial, Commercial & Public Water Works (over & above base tariff)		
	0600 - 0900 Hrs	w.e.f. 01.08.2012	Nil		
	0900 - 1200 Hrs		(+80 Paise/KWh		
	1200 - 1800 Hrs		Nil		
	1800 - 2200 Hrs		(+110 Paise/KWh		
	2200 - 0600 Hrs		(-)100 Paise/KWh		
12	Maharashtra - Mumbai (B.E.S.T, TATA Power Co.& Reliance Energy)		LT & HT Industrial, Commercial (over & above base tariff)		
	0600 - 0900 Hrs	B.E.S.T	Nil		
	0900 - 1200 Hrs	w.e.f. 01.06.2012	(+50 Paise/KWh		
	1200 - 1800 Hrs	TATA Power Co.	Nil		
	1800 - 2200 Hrs	w.e.f. 01.09.2010	(+100 Paise/KWh		
	2200 - 0600 Hrs	Reliance Energy w.e.f. 15.06.2009	(-)75 Paise/KWh		
13	Uttarakhand		LT & HT Industrial		
	Season/ Time of day		Normal Hours	Peak Hours	Off-peak Hours
	Winters 1st October - 31st March	w.e.f. 01.04.2012	0930 - 1730 Hrs	0600-0930 & 1730-2200 Hrs	2200 - 0600 Hrs
	Summers 1st April - 30th September		0700 - 1800 Hrs	1800 - 2300 Hrs	2300 - 0700 Hrs
	For LT Industry - Energy Charges		325 Paise/kVAh	488 Paise/kVAh	293 Paise/kVAh
	For HT Industry - Energy Charges				
Load Factor upto 33%	285 Paise/kVAh		510 Paise/kVAh	257 Paise/kVAh	
Load Factor above 33% and upto 50%	310 Paise/kVAh		510 Paise/kVAh	279 Paise/kVAh	
Load Factor above 50%	340 Paise/kVAh	510 Paise/kVAh	306 Paise/kVAh		
14	Uttar Pradesh		Large & Heavy Power		
	2200 - 0600 Hrs	w.e.f. 01.10.2012	92.5% of normal rate of energy charge		
	0600 - 1700 Hrs		Normal rate of energy charge		
1700 - 2200 Hrs	115% of normal rate of energy charge				
15	West Bengal		Low & Medium Voltage Consumers		
	Season/ Time of day	Applicable Tariff Scheme	0600 - 1700 Hrs	1700 - 2300 Hrs	2300 - 0600 Hrs
	Irrigation pumping for agriculture (Metered)		354 Paise/kWh	729 Paise/kWh	212 Paise/kWh
		w.e.f. 01.04.2012 As per WBERC tariff order 2012-13	High & Extra High Voltage Consumers		
	i) Industries (220 KV)		534 Paise/kWh	747 Paise/kWh	353 Paise/kWh
	ii) Industries (400 KV)		514 Paise/kWh	719 Paise/kWh	340 Paise/kWh
iii) Community Irrigation/ Irrigation	560 Paise/kWh		885 Paise/kWh	279 Paise/kWh	

..... Contd. Summary of Time of the Day (TOD) Tariff Schemes in various states

16	West Bengal-Durgapur Projects Ltd.	Applicable Tariff Scheme	Low & Medium Voltage Consumers		
			0600 - 1700 Hrs	1700 - 2300 Hrs	2300 - 0600 Hrs
	Season/ Time of day				
	Irrigation pumping for agriculture (Metered)		266 Paise/kWh	532 Paise/kWh	146 Paise/kWh
		w.e.f. 01.04.2012	High & Extra High Voltage Consumers		
	i) Industries (33 KV)				
	Summer		371 Paise/kWh	501 Paise/kWh	252 Paise/kWh
	Monsoon		369 Paise/kWh	498 Paise/kWh	251 Paise/kWh
	Winter		367 Paise/kWh	495 Paise/kWh	249 Paise/kWh
	ii) Industries (132 KV)				
	Summer		360 Paise/kWh	486 Paise/kWh	252 Paise/kWh
	Monsoon		358 Paise/kWh	483 Paise/kWh	251 Paise/kWh
	Winter		356 Paise/kWh	481 Paise/kWh	249 Paise/kWh
	iii) Community Irrigation/ Irrigation				
	Summer		367 Paise/kWh	734 Paise/kWh	242 Paise/kWh
	Monsoon		365 Paise/kWh	730 Paise/kWh	241 Paise/kWh
	Winter		363 Paise/kWh	726 Paise/kWh	240 Paise/kWh
17	West Bengal-DPSC Ltd.	Applicable Tariff Scheme	Low & Medium Voltage Consumers		
			0600 - 1700 Hrs	1700 - 2300 Hrs	2300 - 0600 Hrs
	Season/ Time of day				
	Irrigation		243 Paise/kWh	618 Paise/kWh	181 Paise/kWh
		w.e.f. 01.04.2012	High & Extra High Voltage Consumers		
	i) Industries (33 KV & above)				
	Summer		476 Paise/kWh	665 Paise/kWh	313 Paise/kWh
	Monsoon		472 Paise/kWh	662 Paise/kWh	312 Paise/kWh
	Winter		468 Paise/kWh	656 Paise/kWh	309 Paise/kWh
	ii) Community Irrigation/ Irrigation				
	Summer		346 Paise/kWh	691 Paise/kWh	208 Paise/kWh
	Monsoon		342 Paise/kWh	645 Paise/kWh	194 Paise/kWh
	Winter		338 Paise/kWh	638 Paise/kWh	191 Paise/kWh

Power Supply Schemes for Kutir Jyoti / Bhagyajyothi / Lokdeep / Below Poverty Line / Jeevan Dhara / Life Line / JJ Clusters and Low Income Group Consumers

Kutir Jyoti

Government of India formulated Kutir Jyoti for providing electricity to the economically weaker section (below poverty line). It was launched in 1988-89 for extending single point light connections to households of rural poor families below the poverty line including Harijans and Adivasi families.

Bhagyajyothi

Bhagyajyothi scheme is operating in Karnataka to provide electricity connections to low income homes in rural areas. The State Govt. has ordered free supply to consumers under this category upto 18 Units per month and Govt. will bear the required subsidy.

Lokdeep

The Lokdeep / Kutirjyoti category of consumers in West Bengal is un-metered, having fixed charges as Rs.30 per month for consumption up to 25 kWh/ month.

Below Poverty Line (BPL)

The BPL category has a monthly consumption limit of 30 Units per month. The consumers under this category may lose their eligibility if their consumption exceeds this limit (as in Maharashtra). The tariff under this category is comparable and even less than Kutir Jyoti category.

Jeevan Dhara

The 'Lifeline' category who have low capacity to pay and consuming electricity at the lowest level as basic minimum need is named as Jeevan Dhara by Assam Electricity Regulatory Commission. The tariff of this category is cross subsidized by other consumer categories.

Lifeline

The consumers, who consume lower than 30 units per month, are the life-line category of consumers. With metered connection, their consumption level and tariff is found to be comparatively higher than that of BPL category.

JJ Clusters

Shanty construction made by migrant labour in Delhi, largely on government agency land or 'encroached land'. Also known as squatter settlement, their basic civil amenities are provided by Delhi Govt. The electricity tariff of this category of consumers is cross subsidized by other consumers.

Low Income Group

The social criteria may at times call for relief to certain consumers e.g. low-income group. Such a category exists in Goa, Dadra & Nagar Haveli and Daman & Diu. The consumers are authorized to have a load of 40 W at two points. Any unauthorized increase in load beyond 2x40 watts, will impose penal charges and the installation may also be liable for disconnection.

Summary showing names of schemes and tariffs applicable under these schemes in various States/ Utilities is annexed.

Summary of power supply schemes for Kutir Jyoti/ Bhagyajyothi/ Lokdeep/ Below Poverty Line (BPL)/ Jeevan Dhara/ Life Line/ JJ Clusters and Low Income Group Consumers

Sl. No.	States/Utility	Effective date	Consumers category	Description	Fixed charge	Energy Charge (paise/kwh)	Minimum Charge
1	ARUNACHAL PRADESH	w.e.f. 01.04.2012	KJP & BPL	AC 50 Hz, 1-phase, 230 V		265	53 Rs/Month
2	ASSAM	w.e.f. 24.05.2011	Jeevan Dhara	Upto 0.5 KW & 30 KWh/month	15 Rs./Month	250	
3	BIHAR	w.e.f. 01.04.2012	Kutir Jyoti-BPL	Consumption upto 30 KWh/Month			
				Unmetered Supply			
				K.J. (Rural) upto 60 watt	50 Rs./Month	Nil	
				Metered Supply			
				K.J. (Rural) upto 60 watt		150	40 Rs./Month
				K.J. (Urban) upto 100 watt		180	50 Rs./Month
4	DADRA & NAGAR HAVELI	w.e.f. 01.07.2012	Low income group	With connected load 2X40 Watts only	5 Rs./Month	Nil	
5	DAMAN & DIU	w.e.f. 01.08.2012	Low income group	With connected load 2X40 Watts only	10 Rs./Month	Nil	
6	GOA	w.e.f. 01.06.2012	Low Income Group	For connected load 2X40 Watts - Upto 2 Points	25 Rs./Month	Nil	
7	GUJARAT	w.e.f. 01.06.2012	Below poverty line	Upto 30 KWh/Month	5 Rs./Month	150	
8	HIMACHAL PRADESH	w.e.f. 01.04.2012	Below poverty line	Upto 40 KWh/Month		70	
9	JHARKHAND	w.e.f. 01.08.2012	Kutir Jyoti	Connected load upto 100 Watts for rural areas (unmetered)	40 Rs./Month	Nil	
				0-100 kWh/Month (metered)	15 Rs./Month	120	
10	KARNATAKA	w.e.f. 30.04.2012	Bhagyajyothi / Kutirajyothi	Upto 18 KWh/Month		Nil	
11	LAKSHADWEEP	w.e.f. 01.10.2012	BPL / Kutir Jyothi	Upto 30 units	25 Rs./Month	Nil	
12	MADHYA PRADESH	w.e.f. 10.04.2012	J.J.Clusters	Consumption upto 30 KWh/Month & load upto 100 Watts		290	40 Rs/Month
13	MAHARASTRA	w.e.f. 01.08.2012	Below Poverty line (BPL)	Consumption upto 30 KWh/Month	10 Rs./Month	76	
14	B.E.S.T. (Mumbai)	w.e.f. 01.06.2012	Below Poverty line (BPL)	Consumption upto 30 KWh/Month	3 Rs./Month	44	
15	RELIANCE ENERGY (Mumbai)	w.e.f. 15.06.2009	Below Poverty line (BPL)	Consumption upto 30 KWh/Month	3 Rs./Month	40	
16	TATA POWER CO. (Mumbai)	w.e.f. 01.09.2010	Below Poverty line (BPL)	Consumption upto 30 KWh/Month	3 Rs./Month	40	

17	MANIPUR	w.e.f. 01.09.2012	Kutir Jyoti	Single light point connection for total consumption in three months upto 45 units			
				(a) Metered Supply			
				1-15 KWh/Month for all units	20 Rs./Month	100	
				Above 15 KWh/Month for all units		150	
			(b) Unmetered Supply	20 Rs./Month	As per Appendix No.4(j) of Tariff Order 2012-13		
18	MEGHALAYA	w.e.f. 01.02.2012	Kutir Jyoti / BPL	Metered (For consumption upto 30 units/month only)	Nil	180	
				Un-metered	75 Rs./month	Nil	
19	MIZORAM	w.e.f. 01.08.2012	Kutir Jyoti	Single light point connection for total consumption in three months upto 45 units			
				(a) Metered Supply			
				1-15 KWh/Month for all units	10 Rs./Month	100	
				16-30 KWh/Month for all units		120	
			Above 30 KWh/Month for all units		170		
			(b) Unmetered Supply	10 Rs./Month	As per JERC Supply Code Regulations-2010		
20	NAGALAND	w.e.f. 01.04.2012	Kutir Jyoti	a) 0 to 30 KWh		290	100 Rs./Month/KW of contract demand or part thereof
				b) 31 to 100 KWh		395	
				c) 101 to 250 KWh		455	
				d) above 250 KWh		520	
21	ORISSA	w.e.f. 01.04.2012	Kutir Jyoti	Upto 30 KWh/Month		Nil	60 Rs./Month
22	PUDUCHERRY	w.e.f. 01.06.2012	Hut Service	With connected load 2X40 Watts only	20 Rs./Month	Nil	
23	RAJASTHAN	w.e.f. 10.08.2012	Below Poverty line (BPL)	Upto 50 units	80 Rs./Month	275	
24	TRIPURA	w.e.f. 01.04.2012	Kutir Jyoti	----	40 Rs./Month	Nil	
25	UTTARAKHAND	w.e.f. 01.04.2012	Life line, Below poverty line and Kutir Jyoti	For load upto 1 KW and consumption upto 30 KWh/Month	6 Rs./Month	150	
26	UTTAR PRADESH	w.e.f. 01.10.2012	Life Line	For contracted load of 1 kW and consumption upto 100 KWh/month	50 Rs./KW/Month	190	
				For contracted load of 1 kW and consumption above 100 KWh/month upto 150 KWh/month		250	
27	WEST BENGAL	w.e.f. 01.04.2012	Lokdeep	Upto 25 KWh/month	30 Rs./Month	Nil	
28	CESC LTD. (Kolkata) (West Bengal)	w.e.f. 01.04.2011	Life Line	Upto 25 KWh/month	5 Rs./Month	285	
29	DURGAPUR PROJ. LTD. (West Bengal)	w.e.f. 01.04.2012	Life Line	Upto 25 KWh/month	5 Rs./Month	210	
30	DPSC LTD. (West Bengal)	w.e.f. 01.04.2012	Life Line	All Units	5 Rs./Month	282	

भाग - 2

**राज्यों / संघ - शासित क्षेत्रों द्वारा
विभिन्न उपभोक्ता श्रेणियों के लिए
अभिज्ञापित विद्युत टैरिफ़ का सारांश**

PART-2

**SUMMARY OF NOTIFIED TARIFFS
OF ELECTRICITY FOR VARIOUS
CATEGORIES OF CONSUMERS IN
STATES/UNION TERRITORIES**

ELECTRICITY TARIFF IN ANDAMAN & NICOBAR ISLANDS w.e.f 01.06.2012

Category No.	Category of Service	Energy Charge (Paise/KWh)	Minimum Charge
1	DOMESTIC		
	0 to 100 KWh	200	30 Rs./KVA/Month
	101 to 200 KWh	370	
201 and above	510		
2	COMMERCIAL		
	Upto 200 KWh	540	50 Rs./KVA/Month
	201 to 500 kwh	650	
501 and above	725		
3	INDUSTRIAL		
	Upto 500 KWh	445	50 Rs./HP/Month
	501 and above	500	200 Rs./Month for rice, flour Millers of Rural Areas having load upto 15 HP
4	PUBLIC LIGHTING	450	60 Rs./KVA/Month
5	IRRIGATION PUMPS & AGRICULTURE	125	15 Rs./KVA/Month
6	BULK SUPPLY	920	50 Rs./KVA/Month
Reference : Andaman & Nicobar Administration Letter No. EL/PL/17-6(j)/2012/5123 dated 19.11.2012			

ELECTRICITY TARIFF IN ANDHRA PRADESH w.e.f. 01.04.2012

Category No.	Category of Service	Demand Charge (Rs./kWh/month)	Energy Charge	Customer Charge (Rs./Month)	Monthly Minimum Charge
LOW TENSION					
LT-I	DOMESTIC				
LT-I (A)	Domestic with contracted load of 500 watt and below				
	0-50 kWh/Month	Nil	145 Paise/kWh	25	Single Phase 25 Rs./Month upto 500 Watts
	51-100 kWh/Month		260 Paise/kWh	30	
	101-200 kWh/Month		360 Paise/kWh	35	
	201-300 kWh/Month		575 Paise/kWh	40	
	301-500 kWh/Month		675 Paise/kWh	45	
	More than 500 kWh/Month		725 Paise/kWh	45	
LT-I (B)	Domestic with contracted load of above 500 watt				
	0-100 kWh/Month	Nil	260 Paise/kWh	30	Single Phase 50 Rs./Month above 500 Watts
	101-200 kWh/Month		360 Paise/kWh	35	
	201-300 kWh/Month		575 Paise/kWh	40	
	301-500 kWh/Month		675 Paise/kWh	45	
	More than 500 kWh/Month		725 Paise/kWh	45	
	More than 500 kWh/Month		725 Paise/kWh	45	
LT-II	NON-DOMESTIC / COMMERCIAL				
LT-II (A)	Non-Domestic / Commercial with Contracted load of 500 watts and below				
	0-50 kWh/Month	Nil	385 Paise/kWh	30	65 Rs./Month for single phase
	51-100 kWh/Month		600 Paise/kWh	35	
	Above 100 kWh/Month		700 Paise/kWh	40	
LT-II (B)	Non-Domestic / Commercial with Contracted load of above 500 watts				
	0-100 kWh/Month	15 Rs/(HP/kVA/kWh)/m	600 Paise/[kVAh/kWh]	35	65 Rs./Month for single phase 200 Rs./Month for three phase
	Above 100 kWh/Month		700 Paise/[kVAh/kWh]	40	
LT-II (C)	Advertising Hoardings				
		Nil	900 Paise/[kVAh/kWh]	45	
LT-III (A)	NORMAL CATEGORY (Contracted load of 100 HP / 75KW and below)				
	Industrial - Normal				
	(i) Industry (Normal)	50 Rs/HP/Month	500 Paise/[kVAh/kWh]	50	upto 20 HP
	(ii) Industrial - Optional	150 Rs/kVA/Month	500 Paise/[kVAh/kWh]	200	21 - 50 HP
	(iii) Pisciculture and Prawn Culture units	50 Rs/HP/Month	212 Paise/[kVAh/kWh]	750	51 - 100 HP
	(iv) Sugarcane Crushing	50 Rs/HP/Month	162 Paise/[kVAh/kWh]		
	(v), (vi) & (vii) Poultry Farms with more than 1000 birds, Mushroom production farms, rabbit farms and floriculture in Green-House.	50 Rs/HP/Month	500 Paise/[kVAh/kWh]		
	Seasonal Industries				
	(i) OFF Season Tariff - All Units	50 Rs/HP/month on 30% of CD	567 Paise/[kVAh/kWh]		
	(ii) OFF Season Tariff - All Units	150 Rs/kVA/month on RMD or 30% of CD whichever is higher	567 Paise/[kVAh/kWh]		
LT-III (B)	Industrial - Optional				
	Above 75 HP upto 150 HP	150 Rs/kVA/Month	500 Paise/kVAh	1125	
	Seasonal Industries				
	OFF Season Tariff - All Units	150 Rs/kVA/month on RMD or 30% of CD whichever is higher	567 Paise/[kVAh/kWh]		
LT-IV (A)	Cottage Industries and Dhobighats				
		10 Rs./HP/Month	267 Paise/kWh	30	30 Rs./Month
LT-IV (B)	Poultry Farming units upto 1000 birds				
		10 Rs./HP/Month	267 Paise/kWh	30	30 Rs./Month
LT-IV (C)	Agrobased Activities				
		10 Rs./HP/Month	267 Paise/kWh	30	30 Rs./Month
LT-V (A)	Agricultural (With Demand Side Management measures (DSM))				
	Dry land Farmers (connection <=3 Nos.)		0 Paise/kWh	30	
	Wet land Farmers (Holding <=2.5 Acres)		0 Paise/kWh		
	Dry land Farmers (connection >3 Nos.)	525 Rs./HP/Year*	50 Paise/kWh		
	Wet land Farmers (Holding >2.5 Acres)	525 Rs./HP/Year*	50 Paise/kWh		
	Corporate Farmers & IT Assesse		250 Paise/kWh		
	Equivalent flat rate tariff				

LT-V (B)	Agricultural (Without Demand Side Management measures (DSM))			
	Dry land Farmers (connection <=3 Nos.)	525 Rs./HP/Year*	50 Paise/kWh	30
	Wet land Farmers (Holding <=2.5 Acres)	525 Rs./HP/Year*	50 Paise/kWh	
	Dry land Farmers (connection >3 Nos.)	1050 Rs./HP/Year*	100 Paise/kWh	
	Wet land Farmers (Holding >2.5 Acres)	1050 Rs./HP/Year*	100 Paise/kWh	
	Corporate Farmers & IT Assesses		350 Paise/kWh	
*	Equivalent flat rate tariff			
LT-V (C)	Others			
	Salt farming units with connected load upto 15 HP	Nil	212 Paise/kWh	
	Rural Horticulture Nurseries	Nil	212 Paise/kWh	
LT-VI	Local Bodies, Street Lighting and PWS Schemes			
LT-VI (A)	Street Lighting			
	Minor Panchayats		237 Paise/kWh	30
	Major Panchayats		300 Paise/kWh	
	Nagarpalikas and Municipalities Grade 3		379 Paise/kWh	30
	Municipalities Grade 1 & 2		409 Paise/kWh	
	Municipalities Selection/ Special Grade		450 Paise/kWh	
	Corporations		500 Paise/kWh	
LT-VI (B)	PWS Schemes			
	Minor/Major Panchayats			
	Upto 2500 kWh/year	10 Rs./HP/Month	145 Paise/kWh	30
	Above 2500 kWh/year		195 Paise/kWh	
	All Nagarpalikas and Municipalities			
	Upto 1000 kWh	20 Rs./HP/Month	450 Paise/kWh	30
	Balance kWh		500 Paise/kWh	
	Municipal Corporations			
	Upto 1000 kWh	30 Rs./HP/Month	500 Paise/kWh	30
	Balance kWh		525 Paise/kWh	
LT-VII (A)	General Purpose - Religious purpose			
	Govt. Educational Institutions, old age homes	20 Rs./kW/Month	450 Paise/kWh	40
	Charitable trust, etc.			
				50 Rs./Month for single phase
				150 Rs./Month for three phase
LT-VII (B)	Religious Places (for load upto 1 KW only)			
	First 200 kWh	10 Rs./kW/Month	260 Paise/kWh	40
	Balance kWh		450 Paise/kWh	
LT-VIII	Temporary Purpose			
LT-VIII (A)	Agriculture		300 Paise/kWh	40
LT-VIII (B)	Other than Irrigation and Agriculture		750 Paise/kWh	40
	Additional Charges for delayed payment of Bills: Consumers are liable to pay delayed payment charges per month on the bill amount at the rates given blow.			
	LT - I (A)	10 Rs		
	LT - I (B), LT - IV	25 Rs		
	LT - II (A)	25 Rs		
	LT - II (B), LT - VI, LT - VII	75 Rs or 1.5% of bill amount, whichever is higher		
	LT - III (A) & (B)	250 Rs or 1.5% of bill amount, whichever is higher		
	HIGH TENSION			
HT-I	Industry			
(A)	Industry -General			
	11 kV		480 Paise/kVAh	1125
	33 kV	250 Rs./kVA/Month	437 Paise/kVAh	1125
	132 kV and above		397 Paise/kVAh	2250
(B)	Ferro Alloy Units (Consumer shall draw his entire power requirement from DISCOMs only)			
	11 kV	Nil	448 Paise/kVAh	1125
	33 kV		405 Paise/kVAh	1125
	132 kV and above		365 Paise/kVAh	2250
(C)	Lights and Fans in factory			
	11 kV		600 Paise/kVAh	1125
	33 kV		582 Paise/kVAh	1125
	132 kV and above		567 Paise/kVAh	2250
	Colony (11kV/33kV/132kV and above)		450 Paise/kVAh	As applicable

#	Seasonal Industries coming under HT-1(A)				
	11 KV	250 Rs./kVA/Month of Billing Demand #	597 Paise/kVAh	1125	
	33 KV		535 Paise/kVAh	1125	
	132 KV and above		510 Paise/kVAh	2250	
Based on the Recorded Maximum Demand or 30% of the Contracted Demand whichever is higher.					
HT-II	Others (consumers other than those covered under HT I and III to VIII)				
	11 KV	250 Rs./kVA/Month	597 Paise/kVAh*	1125	Recorded Maximum Demand during the month or 80% of CD whichever is higher and actual energy consumption or 25 kVAh/kVA of billing demand/Month, whichever is higher
	33 KV		535 Paise/kVAh*	1125	
	132 KV and above		510 Paise/kVAh*	2250	
Rs 1.00/kVh Time of Day is leviable on energy consumption during the period from 06.00 PM to 10.00 PM, in addition to the normal energy charges a respective voltages.					
HT-III	Aviation activity at Airports				
	11 KV	250 Rs./kVA/Month	539 Paise/kVAh*	1125	
	33 KV		486 Paise/kVAh*	1125	
	132 KV and above		454 Paise/kVAh*	2250	
Rs 1.00/kVh Time of Day is leviable on energy consumption during the period from 06.00 PM to 10.00 PM, in addition to the normal energy charges a respective voltages.					
HT-IV (A) (B) (C)	Irrigation and Agriculture				
	Govt. Lift Irrigation Schemes		325 Paise/kVAh	As applicable	300 Rs./KVA/Year
	Agricultural		0 Paise/kVAh	As applicable	
Composite Protected Water Supply (PWS) Scheme		200 Paise/kVAh	As applicable		
HT-V	Railway Traction		543 Paise/kVAh	As applicable	actual energy consumption or 32 KVAh/KVA of contracted
HT-VI	Townships & Residential Colonies	250 Rs./kVA/Month	450 Paise/kVAh	As applicable	actual energy consumption or 25 kVAh/kVA of contracted
HT-VII	Green Power		700 Paise/kVAh		
HT-VIII	Rural Electric Co-Op Societies (Siricilla)	Nil	66 Paise/kVh		
HT-IX	Temporary (11/33/132 KV and above)		1.5 times of the Tariff corresponding HT Consumer Category		
Additional Charges for Maximum Demand in excess of the Contracted Demand					
	RMD over CMD	Demand Charges on Excess Demand	Energy Charges on Full Energy		
	100% upto 120%	2 times of normal charge	Normal		
	Above 120% and upto 200%	2 times of normal charge	1.15 times of normal charge		
	More than 200%	2 times of normal charge	1.20 times of normal charge		
Additional Charges for delayed payment of Bills					
1.50%	of bill amount or Rs 550 whichever is higher				
ASSUMED POWER FACTOR		95%			
NOTE: FSA will be extra as applicable as notified by the Commission from time to time					
VOLTAGE SURCHARGE					
H.T. consumers who are now getting supply at voltage different from the declared voltages and who want to continue taking the supply at the same voltage will be charged as per the rates indicated below :					
Sr. No.	Contracted Demand with Licensee & Other sources (in KVA)	Voltage at which supply should be availed (in KV)	Voltage at which consumer is availing supply (in KV)	Rates % extra over the normal rates	
(A)	For HT consumers availing supply through common feeder			Demand Charges	Energy charges
1	1501 to 5000 kVA	33	11	12%	10%
2	Above 5000 kVA	132 or 220	66 or below	12%	10%
(B)	For HT consumers availing supply through independent feeder				
1	2501 to 10000 kVA	33	11	12%	10%
2	Above 10000 kVA	132 or 220	66 or below	12%	10%
Reference : Central Power Distribution Company of AP Limited, Hyderabad Letter No. CGM/Comm/SE(IPC)/DE(RAC)/D.No.2518 dated 16.11.2012					
Southern Power Distribution Company of AP Limited, Tirupati Letter No. CMD/RAC/F. /D.No.266/2012 dated 31.10.2012					
Northern Power Distribution Company of AP Limited, Warangal Letter No. CGM/P&RAC/NPDCL/WGL/RAC/F.Tariffs/D.No.322/12 dated 23.10.2012					

ELECTRICITY TARIFF IN ARUNACHAL PRADESH w.e.f 01.04.2012

Category No.	Category of Service	Energy Charge (Paise/kWh)	Minimum Charge
1	DOMESTIC		
	(a) LT, 1-Phase, 230 Volt	400	32 Rs./KW/Month
	(b) LT, 3-Phase, 400 Volt	400	53 Rs./KW/Month
	(c) HT, 3-Phase, 11 KV	340	168 Rs./KW/Month
	(d) HT, 3-Phase, 33 KV	325	134 Rs./KW/Month
	(e) KJP & BPL Connection, 1-Phase, 230 Volt	265	53 Rs./Connection/Month
2	COMMERCIAL		
	(a) LT, 1-Phase, 230 Volt	475	32 Rs./KW/Month
	(b) LT, 3-Phase, 400 Volt	475	53 Rs./KW/Month
	(c) HT, 3-Phase, 11 KV	400	168 Rs./KW/Month
	(d) HT, 3-Phase, 33 KV	380	134 Rs./KW/Month
3	PUBLIC LIGHTING & WATER SUPPLY CONSUMERS		
	(a) LT, 1-Phase, 230 Volt	485	32 Rs./KW/Month
	(b) LT, 3-Phase, 400 Volt	485	53 Rs./KW/Month
	(c) HT, 3-Phase, 11 KV	400	168 Rs./KW/Month
	(d) HT, 3-Phase, 33 KV	380	134 Rs./KW/Month
4	AGRICULTURE CONSUMERS		
	(a) LT, 1-Phase, 230 Volt	310	32 Rs./KW/Month
	(b) LT, 3-Phase, 400 Volt	310	53 Rs./KW/Month
	(c) HT, 3-Phase, 11 KV	275	168 Rs./KW/Month
	(d) HT, 3-Phase, 33 KV	265	134 Rs./KW/Month
5	INDUSTRIAL CONSUMERS		
	(a) LT, 1-Phase, 230 Volt	400	32 Rs./KW/Month
	(b) LT, 3-Phase, 400 Volt	400	32 Rs./KW/Month
	(c) HT, 3-Phase, 11 KV	340	168 Rs./KW/Month
	(d) HT, 3-Phase, 33 KV	310	134 Rs./KW/Month
	(e) HT, 3-Phase, 132 KV & above	295	101 Rs./KW/Month
6	BULK MIXED CONSUMERS		
	(a) HT, 3-Phase, 11 KV	340	168 Rs./KW/Month
	(b) HT, 3-Phase, 33 KV	310	134 Rs./KW/Month
	(c) HT, 3-Phase, 132 KV & above	295	101 Rs./KW/Month
7	TEMPORARY CONSUMERS		
	(a) Metered Supply	605	N.A.
	(b) Un-metered Supply	670	N.A.
Reference : Department of Power, Arunachal Pradesh Letter No. CE(P)/WEZ/SLDC/CEA & GEN/PT-2/2012-13/3983 dated 26.11.2012			

ELECTRICITY TARIFF IN ASSAM w.e.f. 24.05.2011

CATEGORY	Category of Service	Fixed Charge	Energy Charge (P/kWh)
LT-I	JEEVAN DHARA UPTO 0.5 KW & 30 KWh/month	15 Rs/Month	250
LT-II	DOMESTIC FOR LOAD UPTO 5 KW		
	First 120 kWh/Month	30 Rs/KW/Month	325
	Next 120 kWh/Month		430
	Balance kWh (above 240 kWh)		500
LT-III	DOMESTIC FOR LOAD > 5 KW & UPTO 20 KW	30 Rs/KW/Month	460
LT-IV	COMMERCIAL UPTO 20 KW	110 Rs/KW/Month	500
LT-V	GENERAL PURPOSE SUPPLY UPTO 20 KW	125 Rs/KW/Month	445
LT-VI	PUBLIC LIGHTING	120 Rs/KW/Month	470
LT-VII	AGRICULTURE UPTO 7.5 HP	30 Rs/KW/Month	275
LT-VIII	SMALL INDUSTRIES CONNECTED LOAD UPTO 25KVA (20KW)		
	RURAL INDUSTRIES	30 Rs/KW/Month	280
	URBAN INDUSTRIES	40 Rs/KW/Month	305
LT-IX	TEMPORARY SUPPLY		
	Domestic	80 Rs/KW/Day or Rs 6.25/kWh whichever is higher	
	Agriculture	50 Rs/KW/Day or Rs 4.25/kWh whichever is higher	
	Non- Domestic & Non-Agriculture	125 Rs/KW/Day or Rs 8.25/kWh whichever is higher	
HT-I	DOMESTIC > 25 KVA	30 Rs/KVA/Month	440
HT-II	COMMERCIAL > 25 KVA	115 Rs/KVA/Month	470
HT-III	PUBLIC WATER WORKS	125 Rs/KVA/Month	455
HT-IV	BULK SUPPLY		
	(i) Government educational institutions	110 Rs/KVA/Month	425
	(ii) Others	145 Rs/KVA/Month	455
HT-V (A)	SMALL INDUSTRIES CONNECTED LOAD > 25KVA & UPTO 50 KVA	40 Rs/KVA/Month	325
HT-V (B)	HT INDUSTRIES CONNECTED LOAD > 50KVA & UPTO 150 KVA	100 Rs/KVA/Month	400
	TIME OF THE DAY (T.O.D.) Tariff		
	Time 0600 - 1700 Hrs.(normal)		400
	Time 1700 - 2200 Hrs.(peak)		625
	Time 2200 - 0600 Hrs.(night)		335
HT-V (C)	HT INDUSTRIES CONNECTED LOAD > 150KVA		
	OPTION -1	140 Rs/KVA/Month	410
	OPTION -2	270 Rs/KVA/Month	340
	TIME OF THE DAY (T.O.D.) Tariff		
	Time 0600 - 1700 Hrs.(normal)		410
	Time 1700 - 2200 Hrs.(peak)		555
	Time 2200 - 0600 Hrs.(night)		360

HT-VI	TEA, COFFEE AND RUBBER -Seasonal Tariff (Apr. to Nov.)	230 Rs/KVA/Month	445
	TIME OF THE DAY (T.O.D.) Tariff (for the whole year)		
	Time 0600 - 1700 Hrs.(normal)		445
	Time 1700 - 2200 Hrs.(peak)		625
	Time 2200 - 0600 Hrs.(night)		420
	Off-Season Tariff (Dec. to Mar.)	40 % of contracted demand during season	445
HT-VII	OIL AND COAL	270 Rs/KVA/Month	450
	TIME OF THE DAY (T.O.D.) Tariff		
	Time 0600 - 1700 Hrs.(normal)		450
	Time 1700 - 2200 Hrs.(peak)		625
	Time 2200 - 0600 Hrs.(night)		435
HT-VIII	IRRIGATION > 7.5HP (11 KV & Above)	40 Rs/KVA/Month	370
Power Factor Penalty :			
1% on total consumption for every 1% fall in PF below 85% to 60% plus 2% for every 1% fall below 60% to 30%			
Power Factor Rebate :			
1% on total consumption for every 1% rise in PF above 85% and 2% for every 1% rise above 95%			
3% Rebate on energy consumption to all categories of HT consumers for availing supply at higher voltage than as applicable			
3% Additional energy charges from all categories of HT consumers for metering on L.T. side on account of transformer loss			
1.5% Surcharge per month or part thereof in simple interest shall be levied, if payment is not made in full on or before the due date from all categories of consumers.			
Assumed Power Factor		85%	
Reference : Assam Power Distribution Company Limited Letter No. CGM(COM)/APDCL/DATA/2011/07 dated 09.08.2011			

ELECTRICITY TARIFF IN BIHAR w.e.f. 01.04.2012

Category No.	Category of Service	Demand Charge	Energy Charge Paise/kWh	Prompt Payment Rebate	Monthly Minimum
LOW TENSION SUPPLY					
Kutir Jyoti-BPL Consumers (Consumption upto 30 kWh/Month)					
Unmetered Supply					
	K.J. (Rural) upto 60 watt	50 Rs/Month		2 Rs/Month	
Metered Supply					
	K.J. (Rural) upto 60 watt		150	10 Paise/kWh	40 Rs./Month/Connection
	K.J. (Urban) upto 100 watt		180		50 Rs./Month/Connection
DS - I	Domestic service for Rural areas connected load upto 2 KW				
	Unmetered Supply	150 Rs/Month		3 Rs/Month	
	Metered Supply				
	First 50 kWh/Month		180	10 Paise/kWh	40 kWh/Month for 1st KW
	51 to 100 kWh/Month		210		20 kWh/Month for 2nd KW
	Above 100 kWh/Month		250		
DS- II	Domestic service for Urban areas covered by Notified Area Committee/ Municipality/ Municipal Corporation/ Development Authority/ all Disst. and Sub-Divisional Towns /Block Headquarters/ Industrial Areas/ Contiguous Sub-urban areas etc.				
(Metered)	1 - 100 kWh/Month	50 Rs/Month for 1- Φ first KW	260	10 Paise/kWh	40 kWh/Month for 1st KW 20 kWh/Month for each additional KW
	101 - 200 kWh/Month	15 Rs/Month for Addl. KW	320		
	201 - 300 kWh/Month	230 Rs/Month for 3- Φ & 5 KW	385		
	Above 300 kWh/Month	15 Rs/Month for Addl. KW	490		
DS-II (D)	Demand Based Tariff (For Contract demand of 5 KW to 70 KW) 3-Φ only				
(Optional)	1 - 100 kWh/Month	60 Rs/KW/Month or part thereof (on recorded demand or contract demand whichever is higher)	260	10 Paise/kWh	50 kWh/KW/Month (on recorded demand or contract demand whichever is higher)
	101 - 200 kWh/Month		320		
	201 - 300 kWh/Month		385		
	Above 300 kWh/Month		490		
DS- III	Domestic service for Registered Societies for their residential colonies having not less than 15 houses/flats				
(Metered)		55 Rs/KW/Month	385	10 Paise/kWh	40 kWh/flat/Month for 1st KW 20 kWh/flat/Month for each additional KW
NDS - I	Non-domestic service for rural areas connected load upto 2 KW				
	Unmetered Supply	200 Rs/Month		3 Rs/Month	
	Metered Supply				
	First 100 kWh/Month		210	10 Paise/kWh	50 kWh/KW/Month
	101 to 200 kWh/Month		250		
	Above 200 kWh/Month		285		
NDS - II	Non-domestic service for urban areas for loads upto 70 KW covered by Notified Area Committees/ Municipalities/ Municipal Corporations/ Rural Development Authorities/ Disst. and Sub-Divisional Towns /Block Headquarters/Industrial Areas/ Contiguous sub-urban areas				
(Metered)	First 100 kWh/Month	180 Rs/KW/Month upto 7 KW (1- Φ)	470	10 Paise/kWh	50 kWh/KW/Month
	101 to 200 kWh/Month	200 Rs/KW/Month 5KW & above (3- Φ)	500		
	Above 200 kWh/Month		540		
NDS-II (D)	Demand Based Tariff (For Contract demand of 5 KW to 70 KW) 3-Φ only				
(Optional)	First 100 kWh/Month	250 Rs/KW/Month or part thereof (on recorded demand or contract demand whichever is high	470	10 Paise/kWh	70 kWh/KW/Month
	101 to 200 kWh/Month		500		
	Above 200 kWh/Month		540		

NDS - III (Metered)	Non-domestic service for places of worship like temples, gurudwaras, churches and burial / crematorium grounds				
	First 100 kWh/Month	80 Rs/KW/Month with minimum of Rs.165 /month/connection for load upto 30 KW	275	10 Paise/kWh	50 kWh/KW/Month
	101 to 200 kWh/Month		350		
Above 200 kWh/Month	430				
NDS-III (D) (Optional)	Demand Based Tariff (For Contract demand of 5 KW to 30 KW)				
	First 100 kWh/Month	80 Rs/KW/Month or part thereof (on recorded demand or contract demand whichever is high)	275	10 Paise/kWh	70 kWh/KW/Month
	101 to 200 kWh/Month		350		
Above 200 kWh/Month	430				
IAS - I	Irrigation & agricultural service for private tubewells & agricultural purposes				
	Unmetered Supply				
	Rural feeder	120 Rs/HP/Month		5 Rs/HP/month	
	Urban feeder	145 Rs/HP/Month			
	Metered Supply				
Rural feeder		100	10 Paise/kWh	85 Rs/HP/Month	
Urban feeder		150			130 Rs/HP/Month
IAS - II	Irrigation & agricultural service State tubewells/ State lift irrigation pumps/ State irrigation pumps upto 100 HP				
	Unmetered Supply				
	Rural feeder	900 Rs/HP/Month		5 Rs/HP/month	
	Urban feeder	1000 Rs/HP/Month			
	Metered Supply				
Rural feeder		600	10 Paise/kWh	225 kWh/HP/Month	
Urban feeder		700			
LTIS	LT INDUSTRIAL & MEDIUM POWER				
LTIS - I	For Connected load upto 25 HP - All Units	85 Rs./HP/Month	495	10 Paise/kWh	70 kWh/HP/Month
LTIS - I (D) (Optional)	Demand Based Tariff (For Contract demand of 5 KW to 15 KW)				
	All Units	170 Rs/KW/Month	495	10 Paise/kWh	125 kWh/KW/Month
LTIS - II	For Connected load above 25 HP and upto 99 HP - All Units	110 Rs./HP/Month	530	10 Paise/kWh	100 kWh/HP/Month
LTIS - II (D) (Optional)	Demand Based Tariff (For Contract demand above 15 KW and upto 70 KW)				
	All Units	195 Rs/KW/Month	530	10 Paise/kWh	180 kWh/KW/Month
PWS	PUBLIC WATER WORKS (For load upto 99 HP)	190 Rs/HP/Month	650	10 Paise/kWh	165 kWh/HP/Month
STREET LIGHT SERVICES					
S.S.-I	Metered street light for mast light & traffic light - All Units				
	Gram panchayats		650	10 Paise/kWh	160 kWh/KW/Month
	Nagar Palika/ NAC/Municipality				220 kWh/KW/Month
	Municipal Corporations				250 kWh/KW/Month
S.S.-II	Unmetered street light/ traffic light/ blinkers in villages & towns				
	Gram panchayats	250 Rs per 100 W/Month		3 Rs/Month	
	Nagar Palika/ NAC/Municipality	325 Rs per 100 W/Month			
	Municipal Corporations	400 Rs per 100 W/Month			
HIGH TENSION SUPPLY - ALL UNITS					
HTS - I	11kV or 6.6 kV (with C.D. 75 kVA upto 1500 kVA)		270 Rs/kVA/Month	535	1 Paise/kWh
	NOTE : The billing demand shall be the maximum demand recorded during the month or 85% of the contract demand whichever is higher.				
	Surcharge @ 7.5% on demand and energy charges for power supplied at 6.6 KV				
HTS - II	33 KV (with minimum C.D. of 1000 kVA & maximum of 15000 kVA)		270 Rs./kVA/Month	520	1 Paise/kWh
	NOTE : The billing demand shall be the maximum demand recorded during the month or 85% of the contract demand whichever is higher.				

HTS - III	132 KV (with minimum C.D. of 7.5 MVA)	270 Rs./kVA/Month	510	1 Paise/kWh	
NOTE : The billing demand shall be the maximum demand recorded during the month or 85% of the contract demand whichever is higher.					
HTSS	High Tension Specified Service (AT 33/11 kV)				
	For induction Furnaces having demand of 300 kVA and more	700 Rs./kVA/Month	270	1 Paise/kWh	
Surcharge @ 5% on demand and energy charges for power supplied at 11 KV					
Time of Day tariff (TOD) for all HT consumers					
	Time of use	Demand Charge		Energy Charge	
(i)	Normal period (5:00 a.m. to 5:00 p.m.)	Normal rate of Demand Charge		Normal rate of energy charge	
(ii)	Evening peak load period (5:00 p.m. to 11:00 p.m.)			120% of normal rate of energy charge	
(iii)	Off-peak load period (11:00 p.m. to 5:00 a.m.)			85% of normal rate of energy charge	
RTS	RAILWAY TRACTION SERVICE - ALL UNITS				
	At 132 KV	240 Rs./kVA/Month	520	1 Paise/kWh	
15	Paise/kWh of rebate will be provided for availing supply at voltages higher than 132 KV				
15	Paise/kWh of surcharge is to be billed for availing supply at voltages lower than 132 KV				
NOTE : The billing demand shall be the maximum demand recorded during the month or 85% of the contract demand whichever is higher.					
POWER FACTOR SURCHARGE / REBATE					
1% surcharge on demand & energy charge for each 1% fall in Power Factor below 90% & upto 80%					
1.5% surcharge on demand & energy charge for each 1% fall in Power Factor below 80%					
0.5% rebate on demand & energy charge for each 1% increase in Power Factor above 90% & upto 95%					
1% rebate on demand & energy charge for each 1% increase in Power Factor above 95%					
Delayed Payment Surcharge					
1.5% per month or part thereof on the principal amount of bill will be levied for payment after due date.					
ASSUMED POWER FACTOR		90%			
Reference : BSEB Letter No. Com/Misc-1103/2007(Part)/2813 dated 07.11.2012					

ELECTRICITY TARIFF IN CHANDIGARH w.e.f. 01.05.2012

Sl. No.	Category of Service	Demand/Fixed Charge	Energy Charge (Paise/kWh)	Monthly Minimum Charge
DS	DOMESTIC SUPPLY			
	0 - 150 kWh/Month	Nil	230	
	151 - 400 kWh/Month		420	
	Above 400 kWh/Month		440	
NRS	COMMERCIAL / NON RESIDENTIAL SUPPLY			
	0 to 20 KW (Consumption range 0 - 150 kWh)	6 Rs/KW/Month	430	
	21 to 100 KW (Consumption range 151 - 400 kWh)	70 Rs/KW/Month	450	
	Above 100 KW (Consumption range Above 400 kWh)	70 Rs/KW/Month	470	
LS	LARGE INDUSTRIAL POWER SUPPLY (At 11 kV & load above 100 KW)	70 Rs/KW/Month	470	
20% surcharge is leviable for supply at 400 Volts 3% Rebate is allowed for supply at 33 KV and above 17.50% Surcharge is leviable for all the Arc furnace consumers getting supply at 11KV and other industrial consumers having contract demand exceeding 5000 KVA and running at 5% Additional surcharge is leviable in case of steel rolling mills getting supply at 400 Volts				
MS	MEDIUM INDUSTRIAL POWER SUPPLY (from 21 kW to 100 kW)	70 Rs/KW/Month	450	
SP	SMALL INDUSTRIAL POWER SUPPLY (Upto 20 KW or 26 BHP)	6 Rs/KW/Month	440	
AR	AGRICULTURE PUMPING SUPPLY (Upto 20 KW or 26 BHP)	Nil	230	
PL	PUBLIC LIGHTING			
	Public Lighting System (All units)	70 Rs/KW/Month	430	
	Advertisement/ Neon Sign Boards (All units)	70 Rs/KW/Month	600	
BS	BULK SUPPLY (GENERAL / MIXED LOADS EXCEEDING 10 KW)	70 Rs/KW/Month	450	
TS	TEMPORARY SUPPLY	Nil	670	
Power Factor Incentive:				
1% Rebate on enegy charges fo each 1% increase in monthly averagepower factor above 95%				
Late Payment Surcharge:				
2% on delayed amount, if the payment is made after the due date				
Power Factor surcharge:				
1% of consumption charges for every 1% fall in pf below 90% and upto 85%				
1.5% of consumption charges for every 1% fall in pf below 85% and upto 80%				
2% of consumption charges for every 1% fall in pf below 80% and upto 75%				
3% of consumption charges for every 1% fall in pf belcw 75%				
Assumed Power Factor		90%		
Reference : JERC website, Tariff Order dated 07.05.2012				

ELECTRICITY TARIFF IN CHHATTISGARH w.e.f. 06.05.2012

Category	Category of Service	Demand / Fixed Charge	Energy Charge	Minimum Charge
LOW TENSION TARIFF				
LV-1	DOMESTIC (including BPL consumers)			
	0 - 100 kWh/Month	140 Paise/kWh	70 Paise/kWh	30 Rs/Month for single phase supply 100 Rs/Month for three phase supply
	101 - 200 kWh/Month	160 Paise/kWh	80 Paise/kWh	
	201 - 500 kWh/Month	230 Paise/kWh	110 Paise/kWh	
501 kWh/Month and above	385 Paise/kWh	200 Paise/kWh		
LV-2	NON - DOMESTIC			
LV 2.1	Non-Domestic (Normal Tariff)			
	0 - 100 kWh/Month	250 Paise/kWh	150 Paise/kWh	50 Rs/Month for single phase supply 200 Rs/Month for three phase supply
	101 - 500 kWh/Month	300 Paise/kWh	180 Paise/kWh	
501 kWh/Month and above	375 Paise/kWh	210 Paise/kWh		
LV 2.2	Non-Domestic (Demand based Tariff)			
	For Contract Demand of 15 to 75 KW	150 Rs/KW/Month	450 Paise/kWh	
LV-3	LT AGRICULTURE			
	Metered supply	25 Rs/HP/Month	130 Paise/kWh	
LV-4	LT AGRICULTURE ALLIED SERVICES			
LV 4.1	Upto 100 HP or 75 KW	60 Rs/HP/Month or 80.43 Rs/KW/Month	335 Paise/kWh	
LV 4.2	Demand based Tariff for contract demand of 15 KW to 75 KW	150 Rs/KW/Month	315 Paise/kWh	
LV-5	LT INDUSTRY			
5.1	Flour Mills, Hullers, Power Looms, Grinders upto 15 HP	25 Rs/HP/Month	240 Paise/kWh	
5.2	Other Industries			
5.2.1	Upto 25 HP	60 Rs/HP/Month	315 Paise/kWh	
5.2.2	Above 25 HP upto 100 HP	100 Rs/HP/Month	375 Paise/kWh	
5.3	Demand based Tariff for contract demand of 15 KW to 75 KW	150 Rs/KW/Month	385 Paise/kWh	
LV-6	PUBLIC UTILITIES- STREET LIGHTS & WATER WORKS			
		55 Rs/HP/Month or 74 Rs/KW/Month	285 Paise/kWh	
LT	TEMPORARY SUPPLY			
		Fixed & Energy charge @ 1.5 times the normal tariff as applicable to the corresponding consumer categories		
HIGH TENSION TARIFF				
EHV-1	RAILWAY TRACTION (AT 400/220/132 KV)		345 Rs/KVA/Month	335 Paise/kVAh
EHV-2	HEAVY INDUSTRIES WITH CONTRACT DEMAND ABOVE 20 MVA			
	AT 400/220/132 KV	345 Rs/KVA/Month	370 Paise/kVAh	
EHV-3	STEEL INDUSTRIES WITH CONTRACT DEMAND UPTO 20 MVA			
	AT 400/220/132 KV	345 Rs/KVA/Month	310 Paise/kVAh	
EHV-4	OTHER EHV CONSUMERS WITH CONTRACT DEMAND UPTO 20 MVA			
	AT 400/220/132 KV	345 Rs/KVA/Month	350 Paise/kVAh	
HV-1	STEEL INDUSTRIES			
HV-1.1	AT 33 KV	360 Rs/KVA/Month	350 Paise/kWh	
HV-1.2	AT 11 KV	370 Rs/KVA/Month	360 Paise/kWh	

Optional Tariff for Mini Steel Plant (Mini steel plant exclusively and only having Electrical Arc Furnace or Induction Furnace for the manufacturing of steel)				
HV-1.3	AT 33 KV	250 Rs/KVA/Month	380 Paise/kWh	
HV-1.4	AT 11 KV	260 Rs/KVA/Month	390 Paise/kWh	
HV-2	MINES & CEMENT INDUSTRIES			
HV-2.1	AT 33 KV	360 Rs/KVA/Month	395 Paise/kWh	
HV-2.2	AT 11 KV	370 Rs/KVA/Month	405 Paise/kWh	
HV-3	OTHER HT INDUSTRIES			
HV-3.1	AT 33 KV	360 Rs/KVA/Month	350 Paise/kWh	
HV-3.2	AT 11 KV	370 Rs/KVA/Month	360 Paise/kWh	
HV-4	LOW LOAD FACTOR INDUSTRIES			
HV-4.1	AT 33 KV	205 Rs/KVA/Month	375 Paise/kWh	
HV-4.2	AT 11 KV	210 Rs/KVA/Month	385 Paise/kWh	
HV-5	RESIDENTIAL PURPOSE			
HV-5.1	AT 33 KV	360 Rs/KVA/Month	320 Paise/kWh	
HV-5.2	AT 11 KV	370 Rs/KVA/Month	330 Paise/kWh	
HV-6	GENERAL PURPOSE NON-INDUSTRIAL			
HV-6.1	AT 33 KV	360 Rs/KVA/Month	410 Paise/kWh	
HV-6.2	AT 11 KV	370 Rs/KVA/Month	420 Paise/kWh	
HV-7	PUBLIC WATER WORKS & IRRIGATION			
HV-7.1	AT 33 KV	205 Rs/KVA/Month	290 Paise/kWh	
HV-7.2	AT 11 KV	210 Rs/KVA/Month	300 Paise/kWh	
HV-8	START-UP POWER TARIFF			
	AT 400 /220 /132 /33 /11 KV	185 Rs/KVA/Month	540 Paise/kVAh	
HV-9	AGRICULTURE ALLIED ACTIVITIES			
HV-9.1	AT 33 KV	360 Rs/KVA/Month	320 Paise/kWh	
HV-9.2	AT 11 KV	370 Rs/KVA/Month	330 Paise/kWh	
HV-10	Industries related to manufacturing of equipments for power generation from renewable energy sources			
	AT 220/132/33/11 KV	345 Rs/KVA/Month	300 Paise/kVAh	
EHV & HV	ALL TEMPORARY CONNECTION EXCEPT HV-8 1.5 times of the normal HT Tariff applicable for the corresponding category for demand & energy charge			
	TIME OF DAY TARIFF: (Applicable to EHV-2, EHV-3, EHV-4, HV-1, HV-2, HV-3 and HV-10 categories)			
	DEMAND CHARGES	Normal rate of Demand Charge PLUS		
	ENERGY CHARGE			
	PERIOD OF CONSUMPTION	RATE (Rs./kWh)		
	Normal period (05.00 Hrs. to 18.00 Hrs.)	Normal rate of Energy charge		
	Evening Peak hours (18.00 Hrs. to 23.00 Hrs.)	130% of Normal rate of Energy charge		
	Off-peak period (23.00 Hrs. to 05.00 Hrs. of next day)	85% of Normal rate of Energy charge		
	Power Factor Incentive/Surcharge (For all HV category consumers exclusive of HV-8 and HV-10 category consumers)			
	1% incentive of total amount of the bill under the head energy charge for each 1% increase in p.f. above 95% upto unity power factor			
	1% surcharge on total amount of the bill under the head energy charge for each 1% decrease in p.f. below 90% upto 85%			
	2% surcharge on total amount of the bill under the head energy charge for each 1% decrease in p.f. below 85%			
	Delayed Payment Surcharge			
	1.5% per month as surcharge on outstanding amount of the bill (including arrears, if any, but excluding amount of surcharge) if the bill is not paid within the prescribed period.			
	ASSUMED POWER FACTOR	90%		
	Reference : CHHATTISGARH STATE POWER DISTRIBUTION CO. LTD letter No. 02-02/Tariff-429 dated 05.05.2012			

ELECTRICITY TARIFF IN DADRA & NAGAR HAVELI w.e.f. 01.07.2012

Sr. No.	Category of Service	Demand/Fixed Charge	Energy Charge (P/kWh)
I-A	Domestic		
	First 50 kWh/Month		110
	51 to 200 kWh/Month		170
	201 to 400 kWh/Month		220
	Beyond 400 kWh/Month		250
I-B	Low income group consumers with connected load 2X40 Watts only	5 Rs./Service connection/Month	
II	Non-Domestic		
	First 100 kWh/Month		225
	Beyond 100 kWh/Month		300
III	LT-Industrial including Public Water Works upto 99 HP		
	Upto 20 HP	Nil	300
	Above 20 HP	5 Rs./HP/Month or part thereof	300
IV (A.) (B.)	HT/EHT CATEGORY		
	Industries/Motive power at 11 KV & 66 KV having	100 kVA contract demand and above	
	1 - 50000 kWh/Month	75 Rs./KVA/Month or part thereof for billing demand upto the contract demand	370
	50001 - 500000 kWh/Month	150 Rs./KVA/Month or part thereof for billing demand	380
	500001 kWh/Month and above	in excess of contract demand	385
	Ferro Metallurgical / Steel Melting / Steel Rerolling Power Intensive Industries		
	First 300 kWh/kVA	500 Rs./KVA/Month for billing demand upto the contract demand	270
	301 to 500 kWh/kVA	1000 Rs./KVA/Month for billing demand	340
	Above 500 kWh/kVA	in excess of contract demand	370
	Penalty Charges from all HT/EHT Category of consumers for units drawn beyond contract demand as twice the applicable Charges.		
For every 1% decrease in PF below 90%, Power Factor Charges from all HT/EHT consumers on 0.5% of total units consumed as extra @			500
Rebate @ 1% energy charges for every 0.01 improvement in power factor above 0.95			
V	Agriculture and Poultry		
	For connected load upto 10 HP		65
	Beyond 10 HP and upto 99 HP connected load		85
VI	Public Lighting		160
VII	Temporary Supply	1.5 times of Fixed Charges plus Energy Charges under corresponding permanent supply category	
Assumed Power Factor		90%	
Reference: Dadra and Nagar Haveli (U.T) Electricity Department, Silvassa letter No. 1-1(691)/ELE/2012/3688 dated 02.11.2012			

ELECTRICITY TARIFF IN DAMAN & DIU w.e.f. 01.08.2012

Sr. No.	Category of Service	Demand/Fixed Charge	Energy Charge (P/kWh)
I-A	Domestic		
	First 50 kWh/Month		110
	51 to 200 kWh/Month		170
	201 to 400 kWh/Month		210
	Beyond 400 kWh/Month		245
I-B	Low income group consumers with connected load 2X40 Watts only	10 Rs./Service connection/Month	
Penal Charges @ Rs. 20/- per month/point for unauthorised increase in load beyond 2x40 W			
II	Non-Domestic		
	First 100 kWh/Month		250
	Beyond 100 kWh/Month		350
III	LT-Industrial including Public Water Works upto 99 HP		
	Upto 20 HP	Nil	355
	Above 20 HP	25 Rs./HP/Month or part thereof	365
IV	HT/EHT CATEGORY		
(A.)	Industries/Motive power at 11 KV & 66 KV having	100 kVA contract demand and above	
	1 - 50000 kWh/Month	100 Rs./KVA/Month or part thereof for billing demand upto CD	420
	50001 - 500000 kWh/Month	200 Rs./KVA/Month or part thereof for billing demand	435
	500001 kWh/Month and above	in excess of contract demand	455
(B.)	Ferro Metallurgical / Steel Melting / Steel Re-rolling Power Intensive Industries		
	First 300 kWh/kVA	550 Rs./KVA/Month for billing demand upto contract demand	330
	301 to 500 kWh/kVA	1100 Rs./KVA/Month for billing demand	400
	Above 500 kWh/kVA	in excess of contract demand	425
Penalty Charges from all HT/EHT Category of consumers for units drawn beyond contract demand as twice the applicable Charges			
For every 1% decrease in PF below 90%, Power Factor Charge from all HT/EHT consumers on 0.5% of total units consumed as extra surcharge @			500
V	Agriculture		
	For connected load upto 10 HP		60
	Beyond 10 HP and upto 99 HP connected load		90
VI	Public Lighting		400
VII	Temporary Supply	1.5 times of Fixed Charges plus Energy Charges under corresponding permanent supply category	
Assumed Power Factor		90%	
Reference : U T Administration of Daman & Diu letter No. ED/EE/CEA/2012-13/3241 dated 07.11.2012			

ELECTRICITY TARIFF IN DELHI (BYPL, BRPL & NDPL-TPDDL) w.e.f. 01.07.2012

Category No.	Category of Service	Fixed/Demand Charge	Energy Charge
1	DOMESTIC		
1.1	Domestic		
	0-200 kWh/Month*	40 Rs/Month upto 2 KW	370 Paise/kWh
	0-400 kWh/Month**	100 Rs/Month above 2 and upto 5 KW	480 Paise/kWh
	Above 400 kWh/Month	20 Rs/KW/Month above 5 KW	640 Paise/kWh
1.2	Single Delivery Point on 11 KV for CGHS		
	First 60% of consumption/Month	20 Rs/KW/Month	480 Paise/kWh
	Next 40% of consumption/Month		640 Paise/kWh
2	NON-DOMESTIC		
2.1	Non-Domestic Low Tension (NDLT)		
	Upto 10 KW	100 Rs/KW/Month	760 Paise/kWh
	Between 10 KW (11 KVA) to 100 KW (108 KVA)	115 Rs/KVA/Month	725 Paise/kVAh
	Above 100 KW / 108 KVA (400 Volts) (No Supply on LT for load > 215 KVA)	150 Rs/KVA/Month	850 Paise/kVAh
2.2	Non-Domestic High Tension (NDHT)***		
	Supply at 11 KV and above (for load > 108 KVA)	125 Rs/KVA/Month	715 Paise/kVAh
3	INDUSTRIAL		
3.1	Small Industrial Power (SIP) < 200KW / 215 KVA		
	Upto 10 KW	80 Rs/KW/Month	725 Paise/kWh
	Between 10KW (11 KVA) to 100KW (108 KVA)	90 Rs/KVA/Month	660 Paise/kVAh
	Above 100 KW / 108 KVA (415 Volt) (No Supply on LT for load > 215 KVA)	150 Rs/KVA/Month	800 Paise/kVAh
3.2	Industrial Power on 11 KV Single Delivery Point for Group of SIP consumers	90 Rs/KVA/Month	600 Paise/kVAh
3.3	Large Industrial Power (LIP) (Supply at 11 KV and above)	125 Rs/KVA/Month	630 Paise/kVAh
4	AGRICULTURAL	20 Rs/KW/Month	260 Paise/kWh
5	MUSHROOM CULTIVATION	40 Rs/KW/Month	520 Paise/kWh
6	PUBLIC LIGHTING		
	Street Lighting®		725 Paise/kWh
	Signals & Blinkers		725 Paise/kWh
7	DELHI JAL BOARD		
	Supply at LT		
	Upto 10 KW	80 Rs/KW/Month	725 Paise/kWh
	Between 10KW (11 KVA) to 100KW (108 KVA)	90 Rs/KVA/Month	660 Paise/kVAh
	Above 100 KW / 108 KVA (400 Volts) (No Supply on LT for load > 215 KVA)	150 Rs/KVA/Month	800 Paise/kVAh
	Supply at 11 KV and above	125 Rs/KVA/Month	630 Paise/kVAh
8	DELHI INTERNATIONAL AIRPORT LIMITED	150 Rs/KVA/Month	675 Paise/kVAh

9	RAILWAY TRACTION (Supply at 33 KV and 66 KV)	150 Rs/KVA/Month	580 Paise/kVAh		
	Additional capacity blockage charges @ Rs.1260*(2.97A + 5), where A is contract/maximum demand, whichever is higher, in MVA subject to a minimum of Rs 25000				
10	DELHI METRO RAIL CORPORATION (DMRC) (Supply at 220 KV and 66 KV)	125 Rs/KVA/Month	500 Paise/kVAh		
11	ADVERTISEMENTS AND HOARDINGS	500 Rs/Month/connection	1000 Paise/kVAh		
12	TEMPORARY SUPPLY				
12.1	For a total period of				
A	Less than 16 days	50% of the relevant category	Higher by 30% (temporary surcharge) of the relevant category of tariff		
B	More than or equal to 16 days	Same as that of relevant category			
12.2	For residential cooperative group housing connections and other domestic connections	Same as that of relevant category	Domestic tariff without any temporary surcharge		
12.3	For religious functions of traditional and established characters and cultural activities	Same as 1.2	Same as 1.2 without temporary surcharge		
12.4	For major construction projects	Same as that of relevant category	Same as that of relevant category with temporary surcharge of 30%		
12.5	For threshers				
A	During the threshing season for 30 days	Electricity Tax of MCD: Rs 270/connection	Flat rate of Rs 5400		
B	For extended period		On pro-rata basis for each week or part thereof		
Note:	The above tariff rates shall be subject to an additional surcharge of 8% on the fixed and energy charges (excluding LPSC, enforcement amount, arrears, E-tax etc.) towards recovery of past accumulated deficit.				
Time of Day (TOD) Tariff : TOD tariff shall be applicable on all consumers other than domestic whose sanctioned load/ MDI (whichever is higher) is 300 KVA and above					
	Month	Peak hours	Surcharge on Energy charges	Off-peak hours	Rebate on Energy Charges
	April-September	1500-2400 Hrs	10%	0000-0600 Hrs	10%
	October-March	1700-2300 Hrs	5%	2300-0600 Hrs	10%
# For other than peak and off-peak hours normal energy charges will be applicable					
30% Surcharge shall be levied on fixed/demand charges for demand in excess of contract demand for all categories other than domestic.					
* Applicable if consumption is up to 200 units per month for the relevant billing cycle					
** Applicable if consumption is more than 200 units per month for the relevant billing cycle					
*** Shall charge the NDHT tariff to its LT consumers and in addition shall charge an extra 5% of the bill amount at NDHT tariff to cover losses & expenses.					
10% Rebate on energy charges is admissible on notified tariff for category no. 1.2					
Additional rebate for category nos. 2.2, 3.2, 3.3, 7, 8 and 9 are as follows :					
2.50% Additional rebate on the energy charges on 11 KV rates for availing supply at 33/66KV					
4.00% Additional rebate on the energy charges on 11 KV rates for availing supply at 220 KV					
@ Maintenance Charges on street lights would be additional to the specified tariff @ Rs 84/light point/ month and material cost @ Rs 19/point /month					
ASSUMED POWER FACTOR :		90%			
Reference: DERC website					

ELECTRICITY TARIFF IN DELHI (NDMC) w.e.f. 01.07.2012

Category No.	Category of Service	Fixed/Demand Charges	Energy Charges
1	Domestic		
	0-200 units*	15 Rs/KW/Month	310 Paise/kWh
	0-400 units**		410 Paise/kWh
	Above 400 units		515 Paise/kWh
2	Non Domestic		
2.1	Non Domestic (Low Tension) (NDLT) upto 100 KW / 108KVA		
	a) Up to < 10 KW	25 Rs/KW/Month	650 Paise/kWh
	b) More than 10 KW and less than & upto 100KW / 108KVA	30 Rs/KVA/Month	700 Paise/kVAh
	c) More than 100KW / 108KVA		
	(i) where supply is given from NDMC sub station	150 Rs/KVA/Month	720 Paise/kVAh
	(ii) where applicant provides built up space for sub station	135 Rs/KVA/Month	680 Paise/kVAh
2.2	Non-Domestic High Tension (NDHT) - Supply AT 11 KV		
	More than 100 KW / 108 KVA	125 Rs/KVA/Month	620 Paise/kVAh #
3	Small Industrial Power[^]	25 Rs/KW/Month	600 Paise/kWh
4	Public Lighting		
	Street Lighting ^{^^}		725 Paise/kWh
	Signals and Blinkers		725 Paise/kWh
5	Railway Traction^{^^^} (Supply at 33 / 66 KV)	150 Rs/KVA/Month [§]	580 Paise/kVAh #
6	DMRC (220 KV/ 66 KV)	125 Rs/KVA/Month	500 Paise/kVAh
7	Advertisements and Hoardings	500 Rs/Connection/Month	1000 Paise/kVAh
8	Temporary Supply		
8.1	For a total period of		
	a) less than 16 days	50% of the relevant category	Higher by 30% of the relevant category
	b) More than or equal to 16 days	Same as that of relevant category	Higher by 30% of the relevant category
8.2	For religious functions of traditional and established characters and	Same as Domestic Category	Same as Domestic Category
8.3	For major construction projects	Same as that of relevant category	Higher by 30% of the relevant category
	* Applicable if consumption is up to 200 units per month for the relevant billing cycle.		
	** Applicable if consumption is more than 200 units per month for the relevant billing cycle.		
	[^] For industrial consumers having valid NDMC factory licence.		
	^{^^} Maintenance charges on street lights would be additional to the specified tariff @ Rs 84/ light point/ month and material cost @ Rs 19/point /month.		
	^{^^^} Additional capacity blockage charges @ Rs.1260*(2.97A + 5), where A is contract/maximum demand, whichever is higher, in MVA subject to a min. of Rs 25000/-		
	# Rebate of 2.5% on energy charges on 11 KV rates for availing supply on 33/66 KV & 4% for supply at 220 KV		
	§ Simultaneous maximum demand, for all the metering points, shall be considered for levy of demand violation charges.		
	Rebate for category no. 2.2 and 5 as follows:		
	2.50% rebate on the energy charges on 11 KV rates for availing supply at 33/66KV		
	4.00% rebate on the energy charges on 11 KV rates for availing supply at 220 KV		
	1.50% surcharge on the principal amount of bill as delayed payment surcharge if bill is not being paid in full within stipulated time.		
	30% Surcharge on fixed/demand charges plus energy charges for demand in excess of contract demand by more than 5% for all categories other than domestic.		
	Time of Day (TOD) Tariff^{##} : TOD tariff applicable on all consumers other than domestic whose sanctioned load/ MDI (whichever is higher) is 300 KVA and above		
	Month	Peak hours	Surcharge on Energy chn Off-peak hours
	April-September	1500-2400 Hrs	0000-0600 Hrs
	October-March	1700-2300 Hrs	2300-0600 Hrs
			Rebate on Energy Charges
			10%
			10%
	## For other than peak and off-peak hours normal energy charges will be applicable		
	ASSUMED POWER FACTOR		85%
	Reference : DERC Website		

ELECTRICITY TARIFF IN GOA w.e.f. 01.06.2012

Category	Category of Service	Demand/Fixed Charge	Energy Charge
(A)	LOW TENSION SUPPLY		
1(a)LTD	DOMESTIC and NON-COMMERCIAL		
	First 60 KWh/Month	5 Rs./Month	120 Paise/KWh
	61-250 KWh/Month	10 Rs./Month	160 Paise/KWh
	251-500 KWh/Month	20 Rs./Month	260 Paise/KWh
	Above 500 KWh/Month	30 Rs./Month	300 Paise/KWh
1(b)LTD	LOW INCOME GROUP (connected load 2X40 Watts)		
	Upto 2 Points	25 Rs./Month	
	For any unauthorised increase in load beyond 2X40 Watts, penal charges @ Rs. 25/month/Point shall be levied		
1(c)LTD	DOMESTIC MIXED		
	First 400 KWh/Month	20 Rs./Month	270 Paise/KWh
	Above 400 KWh/Month	30 Rs./Month	370 Paise/KWh
2 - LTC	COMMERCIAL		
	First 100 KWh/Month	20 Rs./Month	300 Paise/KWh
	101-1000 KWh/Month	30 Rs./Month	380 Paise/KWh
	Above 1000 KWh/Month	50 Rs./Month	410 Paise/KWh
3(a) - LTP	MOTIVE POWER		
	All consumption with		
	a) Connected load upto 50 HP	20 Rs./HP/Month	250 Paise/KWh
	b) Connected load above 50 HP	20 Rs./HP/Month	300 Paise/KWh
3(b) - LTP	ICE MANUFACTURING		
	Connected load upto 100 HP	20 Rs./Month	300 Paise/KWh
3(c) - LTP	MIXED (HOTEL INDUSTRIES)		
		25 Rs./Month	400 Paise/KWh
4 - LTAG	AGRICULTURE		
		5 Rs./HP/Month	120 Paise/KWh
5 - LTPL	PUBLIC LIGHTING		
		25 Rs./Month	300 Paise/KWh
6 - LTPWW	PUBLIC WATER WORKS (Connected load <= 120 HP)		
		20 Rs./Month	250 Paise/KWh
(B)	HIGH TENSION SUPPLY		
	AT 11KV AND ABOVE FOR CONTRACT DEMAND 100 KVA AND ABOVE (Railway /Edu. Institutions etc.)		
7 - HT	MIXED	175 Rs./KVA/Month.	315 Paise/KWh
	AT 11KV AND ABOVE FOR CONTRACT DEMAND 100 KVA AND ABOVE (Industries, factories & other industrial purpose)		
8(a) - HTI	INDUSTRIAL	175 Rs./KVA/Month.	330 Paise/KWh
	CONTRACT DEMAND 100KVA & ABOVE (Hotels, Restaurants, Lodging & Boarding)		
8(b) - HTI	HOTEL INDUSTRIES	175 Rs./KVA/Month.	330 Paise/KWh
	AT 11KV AND ABOVE FOR CONTRACT DEMAND 100 KVA AND ABOVE		
8(c) - HTI	ICE MANUFACTURING	175 Rs./KVA/Month.	300 Paise/KWh
9 - HT	INDUSTRIAL (FERRO METALLURGICAL/STEEL MELTING/POWER INTENSIVE)		
	First 300 KWh/Month /KVA	450 Rs./KVA/Month.	250 Paise/KWh
	Next 200 KWh/Month /KVA	450 Rs./KVA/Month.	275 Paise/KWh
	Above 500 KWh/Month/KVA	450 Rs./KVA/Month.	300 Paise/KWh
10 - HT - AG	AGRICULTURE (at 11 KV & above)		
		25 Rs./KVA/Month.	125 Paise/KWh
11 - EHT-i	INDUSTRIAL (at 110 KV & above)		
		175 Rs./KVA/Month.	330 Paise/KWh
12 - HT PW	PUBLIC WATER SUPPLY & SEWAGE (at 11 KV & above)		
		175 Rs./KVA/Month.	300 Paise/KWh
13 - HT MES	MES/DEFENCE ESTABLISHMENTS (at 11 KV & above)		
		125 Rs./KVA/Month.	330 Paise/KWh

14 - HT	INDUSTRIAL (STEEL ROLLING)(At 11/33 KV for contract demand above 100 KVA)		
	First 200 KWh/Month /KVA	400 Rs./KVA/Month.	180 Paise/KWh
	Next 100 KWh/Month /KVA	400 Rs./KVA/Month.	225 Paise/KWh
	Above 300 KWh/MonthKVA	400 Rs./KVA/Month.	300 Paise/KWh
15 - HT	AT 11/33 KV FOR CONTRACT DEMAND ABOVE 100 KVA		
	INDUSTRIES (IT HIGH TECH)	175 Rs./KVA/Month.	260 Paise/KWh
(C)	TEMPORARY SUPPLY		
	FOR LIGHTS, FANS & SMALL APPLIANCES		
17	LT - TEMPORARY		750 Paise/KWh
18	HT - TEMPORARY		750 Paise/KWh
Power Factor Incentive			
1% of the energy charges for every 1% increase in PF above 0.95 lagging for all high tension and extra-high tension installation			
Power Factor Penalty			
0.5% Surcharge for very 0.01 fall of the PF below 0.90 lagging shall be levied on the montly energy charges for all HT & EHT installations. In case PF is less than 0.7 lagging, the installation is liable to be disconnected.			
ASSUMED POWER FACTOR 90%			
Reference : Electricity Department, GOA Letter No. 115/1/CEE/Tech/Com/794 dated 25.10.2012			

ELECTRICITY TARIFF IN GUJARAT w.e.f. 01.06.2012

Category	Category of Service	Demand/Fixed Charge	Energy Charge (Paise/KWh)	Reactive Energy Charge	Minimum Charge
BPL	BPL HOUSEHOLD CONSUMERS				
	First 30 KWh/Month	5 Rs./Month	150		
For remaining units	As per RGP				
RGP	RESIDENTIAL PREMISES (Single Phase Supply-Aggregate load upto 6KW and Three Phase Supply-Aggregate Load above 6KW)				
	URBAN AREAS				
	First 50 KWh/Month	5 Rs./Month for supply upto and including 2 KW	295		
	Next 50 KWh/Month		335		
	Next 150 KWh/Month	15 Rs./Month for supply above 2 to 4 KW	400		
Above 250 KWh/Month	490				
RGP (RURAL)	RURAL AREAS				
	First 50 KWh/Month	30 Rs./Month for supply above 4 to 6 KW	255		
	Next 50 KWh/Month		295		
	Next 150 KWh/Month	45 Rs./Month for supply above 6 KW	360		
	Above 250 KWh/Month		460		
GLP	EDUCATIONAL & OTHER INSTITUTIONS REGISTERED WITH	45 Rs./Month	355		
Non-RGP	AGGREGATE LOAD UP TO AND INCLUDING 40 KW				
	For entire consumption during the month upto 10kW	30 Rs./Month/kW for supply upto and including 10 KW	400		140 Rs./KW/ installation /month Installation for Seasonal Consumers 1600 Rs /annum/ KW 445 Paise/unit for consumption during the off-season period
	For entire consumption during the month above 10 kW	55 Rs./Month/kW for supply next 30 KW	430		
LTMD (A)	AGGREGATE LOAD ABOVE 40 KW AND UP TO 100 KW				
	i) For first 40 KW of billing demand	65 Rs./KW /Month	435	10 Paise/ KVARH	Installation for seasonal consumers 2700 Rs./annum/ KW 445 Paise/unit for consumption during the off-season period
	ii) Next 20 KW of billing demand	100 Rs./KW /Month			
	iii) Above 60 KW of billing demand	165 Rs./KW /Month			
(B) For billing demand in excess of the contract demand	210 Rs./KW /Month				
Non-RGP Night	For load up to 40 KW (Exclusive use in night hours from 10.00 PM to 06.00 AM next day) All Units	Charges specified in Non-RGP above	230		
LTMD - Night	For load above 40 KW (Exclusive use in night hours from 10.00 PM to 06.00 AM next day) All Units	Charges specified in LTMD above	230	10 Paise/ KVARH	
LTP	LOW TENSION LIFT IRRIGATION				
	For supply of electricity to Agriculyural Consumers load up to 125 HP requiring continuous (twenty-four hour) powe supply	25 Rs /HP	160		
WWSP	WATER WORKS & SEWERAGE PUMPING				
	i) Operated by other than local authority	15 Rs./HP/Month	395		
	ii) Operated by local authority such as Municipal Corporation, Gujarat	9 Rs./HP/Month	375		
	iii) Operated by Municipalities / Nagar Palikas and Gram Panchayat or		285		
	Time of Use Discount to all water works consumers for connected load of 50 HP and above for consumption during Off-peak Hours of the Day.				
	For Energy consumption during the Off-peak period viz. 1100 Hrs to 1800 Hrs		30		
	For Energy consumption during the Night hours viz. 22100 Hrs to 0600 Hrs next day		75		

AG	AGRICULTURAL (excluding installations covered under LTP-Lift Irrigation)					
	HP based Tariff	175 Rs./HP/Month				
	Metered Tariff	10 Rs./HP/Month	50			
	Tatkal Scheme	10 Rs./HP/Month	70			
SL	STREET LIGHTING					
	Street Lighting for Local Authorities and Industrial Estates		370			
	Optional KVAh		280			
	Street Lighting for consumers other than Local Authorities and Industrial Estates	20 Rs./KW/Month	370			
TMP	TEMPORARY					
	For temporary period at low voltage	14 Rs./ KW/ Day	435			
HTP - I	Contracted load of 100 KVA and above for the purposes not specified in any other HT categories					
	a) For billing demand upto the contract demand				Payment of Demand charges based on KVA of billing demand	
	i) First 500 KVA of billing demand	100 Rs./KVA/Month				
	ii) Next 500 KVA of billing demand	200 Rs./KVA/Month				
	iii) In excess of 1000 KVA of billing demand	270 Rs./KVA/Month				
	b) For billing demand in excess of contract demand	370 Rs./KVA/Month				
	For entire consumption during the month					
	a) Upto 500 KVA of billing demand		400			
	b) Next 2000 KVA of billing demand		420			
	c) In excess of 2500 KVA of billing demand		430			
HTP - II	Contracted load of 100 KVA & above for Water Works and Sewerage pumping stations run by Local Authorities and GW&SB, GIDC Water Works					
	a) For billing demand upto the contract demand				Payment of Demand charges based on KVA of billing demand	
	i) First 500 KVA of billing demand	90 Rs./KVA/Month				
	ii) Next 500 KVA of billing demand	190 Rs./KVA/Month				
	iii) In excess of 1000 KVA of billing demand	250 Rs./KVA/Month				
	b) For billing demand in excess of contract demand	335 Rs./KVA/Month				
	For entire consumption during the month					
	a) Upto 500 KVA billing demand		400			
	b) Next 2000 KVA of billing demand		420			
	c) In excess of 2500 KVA of billing demand		430			
HTP - III	Contracted load of 100 KVA and above for temporary period					
	a) For billing demand upto the contract demand	462 Rs./KVA/Month	640		Payment of Demand charges based on KVA of billing demand	
	b) For billing demand in excess of the contract demand	550 Rs./KVA/Month				
HTP - IV	Contracted load of 100 KVA and above for regular power supply					
	For use of electricity exclusively during night hours from 10.00 PM to 6.00 AM next day.	Same demand charges as specified in Rate HTP-I	210		Payment of Demand charges based on KVA of	
HTP - V	Contracted load of 100 KVA and above for high tension agricultural consumers.					
	All units	25 Rs./KVA/Month	160		Payment of Demand charges based on KVA of billing demand	
	RAILWAY TRACTION AT 132 KV / 66 KV					
	a) For billing demand upto the contract demand	160 Rs./KVA/Month	465		Payment of Demand charges based on KVA of billing demand	
	b) For billing demand in excess of the contract demand	400 Rs./KVA/Month				

Time of Use Charges for contract or actual demand of 500 KVA and above for the categories HTP - I, HTP - II & HTP - III only			
For energy consumption during two peak period viz. 07:00 hrs. to 11:00 hrs. and 18:00 hrs. to 22:00 hrs.	75	For HTP - III	
(a) For billing demand up to 500 KVA	35	For HTP - I & II	
(b) For billing demand above 500 KVA	75	For HTP - I & II	
Rebate for supply at EHV is given to the categories HTP - I, HTP - II, HTP - III, HTP - IV, HTP - V and Railway Traction as below :-			
Rebate for supply at 33/66 KV	0.5%		
Rebate for supply at 132 KV and above	1.0%		
1% on total amount on electricity bill (Demand plus energy Charges) as Power Factor adjustment charge for HT consumers for each 1% drop or part thereof in pf below 90% upto 85%			
2% on total amount on electricity bill (Demand plus energy Charges) as additional Power Factor adjustment charge for HT consumers for each 1% drop or part thereof in pf below 85%			
0.5% on total amount on electricity bill (Demand plus energy Charges) as Power Factor rebate for HT consumers for every 1% rise or part thereof in pf above 95%			
Fuel cost adjustment charge is applicable to all categories of consumers			
Assumed Power Factor	90%		
Reference: Madhya Gujrat Vij Company Limited letter No. MGVCL/AC/Rev./1087 dated 02.11.2012			
Uttar Gujrat Vij Company Limited letter No. Acctts/Rev/GEN/GOVT/2842 dated 18.10.2012			
Paschim Gujrat Vij Company Limited letter No. PGVCL/Reg.Cell/10339 dated 11.10.2012			

ELECTRICITY TARIFF IN TORRENT POWER LTD., AHMEDABAD w.e.f. 01.06.2012

Category	Category of service	Demand/Fixed Charge	Energy Charge (Paise/kWh)	Minimum charges	
LOW TENSION TARIFF					
BPL	BPL HOUSEHOLD CONSUMERS				
	First 30 KWh/Month	5 Rs./Month	150		
	For Remaining Units		As per RGP		
RGP	Other than BPL CONSUMERS				
	First 50 KWh/Month	10 Rs/Month/Installation for single phase supply	300		
	Next 150 KWh/Month	30 Rs/Month/Installation for three phase supply	350		
	For Remaining Units		430		
GLP	OTHER THAN RESIDENTIAL & USED FOR CHARITABLE PURPOSE				
	First 200 KWh/Month	10 Rs/Month/Installation for single phase supply	365		
	For Remaining Units	30 Rs/Month/Installation for three phase supply	435		
Non-RGP	ANY OTHER LT CATEGORY UPTO AND INCLUDING 15 KW OF CONNECTED LOAD				
	a) For installations having connected load upto and including 5 KW	35 Rs./KW/Month	385		
	b) For installations having connected load more than 5 KW and upto 15 KW	45 Rs./KW/Month			
LTP (AG)	MOTIVE POWER INSTALLATIONS FOR AGRICULTURAL PURPOSES		318	10 Rs./BHP/Month	
LTMD-1	INSTALLATIONS ABOVE 15 KW LOAD FOR RESIDENTIAL PURPOSES & PUMPING STATIONS RUN BY LOCAL AUTHORITIES				
	a) For billing demand upto and including contract demand				
	First 50 KW of billing demand per month	100 Rs./KW/Month	390		
	Next 30 KW of billing demand per month	130 Rs./KW/Month	405		
	Rest of billing demand per month	170 Rs./KW/Month			
	b) For billing demand in excess of the contract demand				
325 Rs./KW/Month					
LTMD-2	INSTALLATIONS ABOVE 15 KW LOAD NOT COVERED IN ANY OTHER LT CATEGORIES				
	a) For billing demand upto and including contract demand				
	First 50 KW of billing demand per month	100 Rs./KW/Month	405		
	Next 30 KW of billing demand per month	140 Rs./KW/Month	425		
	Rest of billing demand per month	185 Rs./KW/Month			
	b) For billing demand in excess of the contract demand				
350 Rs./KW/Month					
SL	LIGHTING SYSTEMS FOR PUBLIC ROADS ILLUMINATION		365		
TMP	INSTALLATIONS FOR TEMPORARY CONNECTION		435		
HIGH TENSION TARIFF					
HTMD-1	HT CONSUMERS CONTRACTING FOR MAXIMUM DEMAND OF 100 KW AND ABOVE (Other than pumping stations run by local authorities)				
	First 400 KWh/KW/Month	180 Rs./KW/Month for billing demand upto the contract demand		380	
	Remaining KWh consumed per month	275 Rs./KW/Month for billing demand above contract demand		370	
	TIME OF USE (TOU) CHARGE				
	For consumption during specified hours as mentioned below:				
	i) For April to October period - 12.00 Hrs. to 17.00 Hrs. & 18.30 Hrs. to 21.30 Hrs.				
	ii) For November to March period - 08.00 Hrs. to 12.00 Hrs. & 18.00 Hrs. to 22.00 Hrs.				
	a) For billing demand upto 300 KW				50
	b) For billing demand above 300 KW				70

HTMD-2	WATER & SEWAGE PUMPING STATIONS RUN BY LOCAL AUTHORITIES AND CONTRACTING FOR MAXIMUM DEMAND OF 100 KW AND ABOVE		
	a) For billing demand upto and including contract demand	180 Rs./KW/Month	335
	b) For billing demand in excess of the contract demand	275 Rs./KW/Month	
	TIME OF USE (TOU) CHARGE		
	For consumption during specified hours as mentioned below:		
i) For April to October period - 12.00 Hrs. to 17.00 Hrs. & 18.30 Hrs. to 21.30 Hrs.		50	
ii) For November to March period - 8.00 Hrs. to 12.00 Hrs. & 18.00 Hrs. to 22.00 Hrs.			
HTMD-3	SUPPLY AT HIGH VOLTAGE CONTRACTING FOR NOT LESS THAN 100 KW FOR TEMPORARY PERIOD (Not taking supply on regular basis)		
	a) For billing demand upto contract demand	462 Rs./KW/Month	640
	b) For billing demand in excess of the contract demand	550 Rs./KW/Month	
	TIME OF USE (TOU) CHARGE		
	For consumption during specified hours as mentioned below:		
i) For April to October period - 12.00 Hrs. to 17.00 Hrs. & 18.30 Hrs. to 21.30 Hrs.		50	
ii) For November to March period - 8.00 Hrs. to 12.00 Hrs. & 18.00 Hrs. to 22.00 Hrs.			
NTCT	NIGHT TIME CONCESSIONAL TARIFF		
	For electricity consumed exclusively during night hours between 22.00 Hrs. to 06.00 Hrs.	30% of demand charge under relevant Tariff Category	320
POWER FACTOR ADJUSTMENT CHARGE			
	Rebate for each 1% improvement in the Power Factor from 90% to 95%	0.15 Paise/KWh	
	Rebate for each 1% improvement in the Power Factor above 95%	0.27 Paise/KWh	
	Penalty for each 1% decrease in the Power Factor below 90%	3.00 Paise/KWh	
1% prompt payment discount for all categories on total bill excluding all types of levies, duties or taxes and meter rent but including fixed charges, energy charges and minimum charges			
ASSUMED POWER FACTOR		90%	
Reference : Torrent Power Limited Website			

ELECTRICITY TARIFF IN TORRENT POWER LTD., SURAT w.e.f. 01.06.2012

Category	Category of service	Demand/Fixed Charge	Energy Charge (Paise/kWh)	Minimum charges
LOW TENSION TARIFF				
BPL	BPL HOUSEHOLD CONSUMERS			
	First 30 KWh/Month	5 Rs/Month/Installation	150	
	For Remaining Units		As per RGP	
RGP	Other than BPL CONSUMERS			
	First 50 KWh/Month	10 Rs/Month/Installation for single phase supply (Upto 6 kW load)	300	
	Next 50 KWh/Month	30 Rs/Month/Installation for three phase supply (Above 6 kW load)	330	
	Next 150 KWh/Month		380	
	Above 250 KWh/Month		445	
GLP	Charitable Institutions like hospital, dispensary , educational and Research Institute and Hostel, religious premises, specified Government institute and and services provided by Municipal Corporations	20 Rs/Month/Installation	360	
Non-RGP	ANY OTHER LT CATEGORY UPTO AND INCLUDING 15 KW OF CONNECTED LOAD			
	a) For installations having connected load upto 10 KW	35 Rs./KW/Month for first 10 KW	380	
	b) For installations having connected load above 10 KW and upto 15 KW	50 Rs./KW/Month for next 5 KW	400	
LTMD	INSTALLATIONS ABOVE 15 KW LOAD NOT COVERED IN ANY OTHER LT CATEGORIES			
	a) Up to 20 KVA of billing demand	45 Rs./KVA/Month	420	
	b) Above 20 KVA & up to 50 KVA billing demand	75 Rs./KVA/Month		
	c) Above 50 KVA & up to 60 KVA billing demand	90 Rs./KVA/Month		
	d) Above 60 KVA of billing demand	105 Rs./KVA/Month		
	e) In excess of contract demand	180 Rs./KVA/Month		
	Reactive energy charges for Installation above 40 KVA for all units	10 Paise/kVArh		
TMP	INSTALLATIONS FOR TEMPORARY CONNECTION	14 Rs./KW/Day	435	
AGP	MOTIVE POWER FOR IRRIGATION PURPOSE	10 Rs./BHP/Month	50	
HIGH TENSION TARIFF				
HTMD-1	HT CONSUMERS CONTRACTING FOR MAXIMUM DEMAND OF 100 KVA AND ABOVE (Other than pumping stations run by local authorities)			
	First 400 Units/KVA/Month	100 Rs./KVA/Month for first 500 KVA of billing demand	415	
	Remaining units above 400	180 Rs./KVA/Month above 500 KVA of billing demand	405	
		360 Rs./KVA/Month for billing demand in excess over contract demand		
HTMD-2	WATER WORKS & PUMPING STATIONS RUN BY LOCAL AUTHORITIES AND CONTRACTING FOR MAXIMUM DEMAND OF 100 KVA AND ABOVE			
	First 400 KWh/KVA/Month	80 Rs./KVA/Month for first 500 KVA of billing demand	410	
	Remaining KWh consumed per month	165 Rs./KVA/Month for above 500 KVA of billing demand	405	
		335 Rs./KVA/Month for billing demand in excess over contract demand		

HTMD-3	TEMPORARY SUPPLY CONTRACTING FOR NOT LESS THAN 100 KVA (not on regular basis under proper agreement)		
	For billing demand up to Contract demand	462 Rs/KVA/Month	640
	For billing demand in excess of Contract demand	550 Rs/KVA/Month	
	TIME OF USE CHARGES: (For HTMD-1, HTMD-2 & HTMD-3 CATEGORY)		
	For Energy Consumption during two peak periods viz. 0700 Hrs to 1100 Hrs and 1800 Hrs to 2200 Hrs		
	(a) For billing Demand upto 500 kVA		35
	(b) For billing Demand above 500 kVA		70
	POWER FACTOR ADJUSTMENT CHARGES: (For HTMD-1, HTMD-2 & HTMD-3 CATEGORY)		
	Penalty for each 1% drop in the Power Factor from 90% to 85%	1% on the total amount of electricity bills for the month under Energy Charges	
	Penalty for each 1% drop in the Power Factor below 85%	2% on the total amount of electricity bills for the month under Energy Charges in addition to above clause	
	Rebate for each 1% increase in the Power Factor above 95%	1% on the total amount of electricity bills for the month under Energy Charges	
	NIGHT TIME CONCESSION (HTMD-1 and HTMD-2 CATEGORY)		
	Energy consumed during night hours between 22.00 Hrs to 06.00 Hrs next day in excess of one third of total energy consumed during the month		50
	REBATE FOR SUPPLY AT EHV		
	a) If supply is availed at 33/66 KV	0.5% on energy charges	
	b) If supply is availed at 132 KV & above	1.0% on energy charges	
NTCT	NIGHT TIME CONCESSIONAL TARIFF		
	Energy consumption during night hours between 22.00 to 06.00 hrs.	30% of the fixed/demand charge under the relevant tariff	320
15% per annum (computed on daily basis) on the outstanding bill from the date of billing till the date of payment as delay payment charges if the bill is paid after due date.			
ASSUMED POWER FACTOR		90%	
Reference : Taken from Torrent Power Website			

ELECTRICITY TARIFF IN HARYANA w.e.f 01.04.2012

Sr. No.	Category of Service	Demand/Fixed Charge	Energy Charge Paise/kWh or kVAh	Monthly Minimum Charge
1	Domestic (LT)			
	Upto 40 kWh/Month		270	80 Rs for load upto 2 KW 50 Rs above 2 KW
	41 to 250 kWh/Month		450	
	251 to 400 kWh/Month		525	
401 and above kWh/Month		560		
2	Non Domestic			
	Upto 5 KW		525	180 Rs for load upto 5 KW & 160 Rs Above 5 KW to 20 KW
	Above 5 KW and upto 20 KW		550	
	Above 20 KW and upto 50 KW	130 Rs/KW/Month	550	
	Existing consumers above 50 KW upto 70 KW	150 Rs/KW/Month	575	
	Consumers above 50 KW (HT)	130 Rs/KW/Month	525	
Independent Hoarding / Decorative Lighting	150 Rs/KW/Month	695		
4	HT Industry (above 50 KW)			
	Supply at 11 KV	130 Rs/KVA/Month	470	plus 18 Paise/kVAh if supply is at 11 KV
	Supply at 33 KV		460	
	Supply at 66/132 KV		450	
	Supply at 220 KV		440	
	Arc furnaces/ Steel Rolling Mill		470	
5	LT Industry (upto 50 KW)			
	Upto 20 KW		535	150 Rs/KW/Month
	Above 20 KW upto 50 KW	150 Rs/KW/Month	510	
	Exsting consumers above 50 KW upto 70 KW	150 Rs/KW/Month	498	
6	Agricultural Pumps (Metered)			200 Rs/BHP/Annum
	(i) with motor upto 15 BHP		25	
	(ii) with motor above 15 BHP		20	
	Agricultural Pumps (Un-Metered)			
	(i) with motor upto 15 BHP	35 Rs/BHP/Month	Nil	
	(ii) with motor above 15 BHP	30 Rs/BHP/Month	Nil	
7	Public Water Works	150 Rs/KW/Month	510	
8	Lift Irrigation	150 Rs/BHP/Month	510	
9	MITC	150 Rs/BHP/Month	510	
10	Railway Traction			
	Supply at 11 KV	125 Rs/KVA/Month	530	
	Supply at 33 KV		520	
	Supply at 66/132 KV		510	
	Supply at 220 KV		500	
11	Bulk Supply			
	Supply at LT	130 Rs/KW/Month	525	
	Supply at 11 KV	130 Rs/KW/Month	515	
	Supply at 33 KV		505	
	Supply at 66/132 KV		500	
	Supply at 220 KV		495	
12	Bulk Domestic Supply (70 KW & above)	50 Rs/KW/Month	390	
13	Street Light		495	150 Rs/KW/Month

14	DMRC		
	Supply at 66 KV	125 Rs/KVA/Month	450
	Supply at 132 KV		450
15	Temporary Metered Supply	1.5 times the tariff of relevant category for which temporary supply has been sought.	
NOTES:			
1	80% of the connected load shall be taken into account for leying fixed charges in case of LT industrial supply		
2	Energy Charges for HT industrial and existing LT industrial consumer categories having load above 50 kW to 70 kW are in paise/kVAh		
3	Fixed Charges for unmetered AP consumers, MITC and lift irrigation category are in Rs / BHP / month.		
4	Fixed Charges for HT industrial supply category, are in Rs/ kVA of Contract Demand.		
	For Railways and DMRC, the fixed charges are in Rs / kVA of the billable demand.		
	For all other consumer categories (except Bulk Supply Domestic), the fixed charges are in Rs / kW of the connected load or part thereof per month		
5	Fixed charges for Bulk Supply Domestic are in Rs / kW of the recorded demand.		
	Municipal Tax @ 5 Paise per unit is levied on all consumers in municipal limits except AP category consumer.		
	Fuel cost adjustment charge is applicable to all categories of consumers except agricultural consumers		
	Assumed Power Factor	85%	
Reference : Uttar Haryana Bijli Vitran Nigam Limited Memo No. Ch-10/TR-74(90)/ED/CGM/C-1 dated 15.10.2012			
Dakshin Haryana Bijli Vitran Nigam Limited Memo No. Ch-56/SE/Comm./60/2007/Gen/F-65 dated 22.10.2012			

ELECTRICITY TARIFF IN HIMACHAL PRADESH w.e.f 01.04.2012

Category	Category of Service	Demand Charge	Energy Charge	Consumer Service Charge (Rs./Month)	
DS	DOMESTIC SUPPLY (Tariff after GoHP subsidy)				
	Below poverty line (Upto 40 kWh/Month)			70 Paise/kWh	10
	Other Consumers (Other than Pre-Paid Metered)				
	0-40 kWh/Month			100 Paise/kWh	30
	0-125 kWh/Month			110 Paise/kWh	
	126-250 kWh/Month			220 Paise/kWh	
	Above 250 kWh/Month			325 Paise/kWh	
	Other Consumers (Pre-Paid Metered)			110 Paise/kWh	
	Character of Service				
	Connected Load		Standard Supply Voltage (AC 50 Hz)		
<=50KW		(1 Phase 0.23 KV or 3 Phase 0.415 KV) OR 2.2 KV			
51 KW upto 2000 KW		11 KV or 15KV or 22 KV			
2001 KW upto 10000 KW		33 or 66KV			
NDNCS	NON DOMESTIC NON COMMERCIAL SUPPLY				
	Single Part Tariff for connected load <=20 KW			445 Paise/kWh	60
	Two part Tariff for connected load >20 KW		120 Rs./kVA/Month	400 Paise/kVAh	120
	Character of Service				
	Connected Load		Standard Supply Voltage (AC 50 Hz)		
	<=50KW		(1 Phase 0.23 KV or 3 Phase 0.415 KV) OR 2.2 KV		
	51 KW upto 2000 KW		11 KV or 15KV or 22 KV		
	2001 KW upto 10000 KW		33 or 66 KV		
	>10000 KW		>=132 KV		
	CS	COMMERCIAL SUPPLY			
Single Part Tariff for connected load <=20 KW			460 Paise/kWh	60	
Two part Tariff for connected load >20 KW					
20-100 KW		75 Rs./kVA/Month	420 Paise/kVAh	120	
Above 100 KW		120 Rs./kVA/Month	410 Paise/kVAh	240	
Character of Service					
Connected Load		Standard Supply Voltage (AC 50 Hz)			
<=50KW		(1 Phase 0.23 KV or 3 Phase 0.415 KV) OR 2.2 KV			
51 KW upto 2000 KW		11 KV or 15KV or 22 KV			
2001 KW upto 10000 KW		33 or 66 KV			
>10000 KW		>=132 KV			
SMS	SMALL & MEDIUM INDUSTRIAL POWER SUPPLY (Load not exceeding 100 KW)				
	Single Part Tariff for connected load <=20 KW			410 Paise/kWh	80
	Two part Tariff for connected load >20 KW		70 Rs./kVA/Month	370 Paise/kVAh	150
	Peak Load Exemption Charge (PLEC) for load >20 KW		60 Rs./kVA/Month	660 Paise/kVAh	
	Peak Load Violation Charge (PLVC)		300 Rs./kVA/Month	990 Paise/kVAh	
	Character of Service				
	Connected Load		Standard Supply Voltage (AC 50 Hz)		
<=50KW		(1 Phase 0.23 KV or 3 Phase 0.415 KV) OR 2.2 KV			
51 KW upto 100 KW		11 KV or 15KV or 22 KV			

LIPS	LARGE INDUSTRIAL POWER SUPPLY (Load exceeding 100KW)			
	HT Supply			
	1. Upto 300 kVAh/kVA of contract demand/month	300 Rs./kVA/Month	345 Paise/kVAh	350
	2. Remaining energy during the month		370 Paise/kVAh	
	EHT Supply			
	1. Upto 300 kVAh/kVA of contract demand/month	300 Rs./kVA/Month	335 Paise/kVAh	350
	2. Remaining energy during the month		360 Paise/kVAh	
	Peak Load Exemption Charge (PLEC)			
	HT Supply	60 Rs./kVA/Month	610 Paise/kVAh	
	EHT Supply		570 Paise/kVAh	
	Peak Load Violation Charge (PLVC)			
	HT Supply	300 Rs./kVA/Month	915 Paise/kVAh	
	EHT Supply		855 Paise/kVAh	
	Character of Service			
Connected Load		Standard Supply Voltage (AC 50 Hz)		
101 KW upto 2000 KW		11 KV or 15KV or 22 KV		
2001 KW upto 10000 KW		33 or 66 KV		
>10000 KW		>=132KV		
WIPS	WATER AND IRRIGATION PUMPING SUPPLY			
	Single Part Tariff for connected load <=20 KW			
			300 Paise/kWh	40
	Two part Tariff for connected load >20 KW			
	LT Supply	50 Rs./kVA/Month	400 Paise/kVAh	140
	HT Supply	220 Rs./kVA/Month	425 Paise/kVAh	200
	EHT Supply	220 Rs./kVA/Month	395 Paise/kVAh	250
	Peak Load Exemption charge (PLEC) LT/HT/EHT			
		60 Rs./kVA/Month	690 Paise/kVAh	
	Peak Load Violation Charge (PLVC) LT/HT/EHT			
		300 Rs./kVA/Month	1035 Paise/kVAh	
	Character of Service			
	Connected Load		Standard Supply Voltage (AC 50 Hz)	
	<=50 KW		(1 Phase 0.23 KV or 3 Phase 0.415 KV) OR 2.2 KV	
51 KW upto 2000 KW		11 KV or 15KV or 22 KV		
2001 KW upto 10000 KW		33 or 66 KV		
>10000 KW		>=132KV		
BS	BULK SUPPLY			
	Two Part Tariff			
	LT Supply	240 Rs./kVA/Month	450 Paise/kVAh	150
	HT Supply		400 Paise/kVAh	
	EHT Supply		380 Paise/kVAh	
	Character of Service			
	Connected Load		Standard Supply Voltage (AC 50 Hz)	
	<=50 KW		(1 Phase 0.23 KV or 3 Phase 0.415 KV) OR 2.2 KV	
	51 KW upto 2000 KW		11 KV or 15KV or 22 KV	
	2001 KW upto 10000 KW		33 or 66 KV	
>10000 KW		>=132KV		
SLS	STREET LIGHTING SUPPLY		460 Paise/kWh	60

LINE MAINTENANCE AND LAMP RENEWAL CHARGES				
(i) Where the bulbs, tubes etc. are provided and replaced at the cost of the Board				
Description		Charge (Rs./Point/Month)		
a) Bulbs all Wattage		14		
b) Mercury Vapour Lamps upto 125 Watt		40		
c) Mercury Vapour Lamps 126 Watt to 400 Watt		95		
d) Fluoescent 2 ft. 20 Watt single tube fixture		21		
e) Fluoescent 2 ft. 20 Watt double tube fixture		35		
f) Fluoescent 4 ft. single tube fixture		35		
g) Fluoescent 4 ft. double tube fixture		48		
(ii) When the bulbs/Mercury vapour Lamps/tubes and other accessories are provided by the Public Lighting consumers and only replacement is to be done by the				
Description		Charge (Rs./Point/Month)		
Bulbs		7		
Tubes and MVL etc.		12		
Sodium/Neon Vapour lamps or any other fixtures not covered above		18		
Character of Service				
Connected Load		Standard Supply Voltage (AC 50 Hz)		
<=50 KW		(1 Phase 0.23 KV or 3 Phase 0.415 KV) OR 2.2 KV		
>50		11 KV or 15KV or 22 KV		
TMS	TEMPORARY METERED SUPPLY			
	Single Part Tariff for connected load <=20 KW		700 Paise/kWh 140	
	Two Part Tariff (Connected load > 20 KW)	350 Rs./kVA/Month	550 Paise/kVAh 200	
	Character of Service			
Connected Load		Standard Supply Voltage (AC 50 Hz)		
<=100 KW		LT (1 Phase 0.23 KV or 3 Phase 0.415 KV) OR 2.2 KV		
101 KW upto 2000 KW		11 KV or 15KV or 22 KV		
2001 KW upto 10000 KW		33 or 66 KV		
>10000 KW		>=132KV		
RAILWAY TRACTION (AT >=66 KV)		300 Rs./kVA/Month	450 Paise/kVAh 350	
LOWER VOTAGE SUPPLY SURCARGE (LVSS)-Applicable at lower voltage than the Standard Supply Voltage. LVSS shall be levied in addition on only the amount of energy charges.				
STANDARD SUPPLY VOLTAGE		ACTUALLY AVAILED SUPPLY VOLTAGE		LVSS
11 KV or 15KV or 22 KV		(1 Phase 0.23 KV or 3 Phase 0.415 KV) OR 2.2 KV		5%
33 or 66 KV		11 KV or 15KV or 22 KV		3%
>=132KV		33 or 66 KV		2%
HIGHER VOTAGE SUPPLY REBATE (HVSR)-Applicable at voltage higher than Standard Supply Voltage. HVSR shall be allowed in addition on only the amount of energy charges.				
STANDARD SUPPLY VOLTAGE		ACTUALLY AVAILED SUPPLY VOLTAGE		HVSR
LT (1 Phase 0.23 KV or 3 Phase 0.415 KV) OR 2.2 KV		11 KV or 15KV or 22 KV		5%
11 KV or 15KV or 22 KV		33 or 66 KV		3%
33 or 66 KV		>=132KV		2%
LOWER VOTAGE METERING SURCARGE (LVMS)-Applicable to all categories of consumers @				
2% on the amount of only the energy charges billed in respect of consumers, for whom the metering for maximum demand or energy consumption or both, is done on the lower voltage side of the transformer, instead of higher voltage side at which the supply has b				
LATE PAYMENT SURCHARGE (LPS)-				
2% per month or part thereof , on the outstanding amount excluding electricity duty/ taxes for all the consumer catgories				

PEAK LOAD EXEMPTION CHARGE (PLEC) - Additional charge for SMS, LIPS & WIPS consumer categories who have been given exemption to run their units during the peak load hours at the rate specified in the relevant category of this schedule of tariff 'Peak Load
PEAK LOAD VIOLATION CHARGE (PLVC) - Charge for SMS, LIPS & WIPS consumer categories who have been found using load in excess of the exemption, in addition to PLEC at the rate specified in the relevant schedule of tariff for the energy and demand for the days of violation only.
NIGHT TIME CONCESSION (NTC) -Applicable to all categories of consumers except DS, SLS & Railway Traction on consumption of energy from 00.00 Hrs. to 06.00 Hrs. @ 20 Paise/kVAh with connected load greater than 20 KW. However such consumers must be provided with suitable tri-vector meters capable of recording energy during different times
DISTURBING LOAD PENALTY (DLP) :-Applicable to categories DS,NDNCS,CS and WIPS, where there is unauthorised use of mobile welding sets @ 20 Rs./kVA of the load rating of welding set per day, in addition to the energy charges.
POWER FACTOR SURCHARGE (PFS) :- In case of categories SMS and WIPS if at any time the power factor of consumers having connected load upto and including 20 KW is found to be 10% on the amount of energy charges irrespective of the voltage of supply shall be charged from the consumer till such time the consumer has improved his power factor to at least 0.90 lagging by suitable means.
CONTRACT DEMAND VIOLATION CHARGE (CDVC) :-For categories NDNCS,CS,SMS,LIPS,WIPS,BS,TM & Railway Traction in the event the maximum demand (in KVA) recorded on the energy meter during any consecutive 30 minute block period of the month, exceeds the contract
ASSUMED POWER FACTOR 90%
Reference : HPSEB letter No. HPSEBL/CE(Comm.)SERC-/2012-13/13318 dated 10.10.2012

ELECTRICITY TARIFF IN JAMMU & KASHMIR w.e.f 01.04.2012

Category	Category of Service	Fixed Charge	Energy Charge (Paise/kWh)	Minimum charges
Sch. 1	DOMESTIC SUPPLY (METERED SUPPLY)			
	Upto 30 units/month		119	15.00 Rs./month for connected load upto 1/4 KW
	31 - 100 units/month		154	25.00 Rs./month for connected load above 1/4 KW upto 1/2 KW
	101 - 200 units/month		190	40.00 Rs./month for connected load above 1/2 KW upto 1 KW
	Above 200 units/month		291	10.00 Rs./month for connected load above 1 KW for every 1/4 KW or part thereof
	(UN-METERED CONSUMERS FLAT RATE)			
	Connected load upto 1/4 KW	89.00 Rs./Month		
	Connected load above 1/4 KW upto 1/2 KW	260.00 Rs./Month		
	Connected load above 1/2 KW upto 3/4 KW	397.00 Rs./Month		
	Connected load above 3/4 kW upto 1 KW	534.00 Rs./Month		
Connected load above 1 KW upto 2 kW	1041.00 Rs./Month			
Connected load above 2 kW	1041.00 Rs./Month plus Rs. 451 for every 1/2 KW or part thereof			
Sch. 2	NON-DOMESTIC / COMMERCIAL (METERED SUPPLY)			
	a) Single Phase (Load upto 5kW)			
	Upto 100 units/month	39.00 Rs./KW/Month	231	
	101 - 200 units/month		244	
	Above 200 units/Month		353	
	b) Three Phase (Load above 5 kW & upto 100 kW)			
	For all Units	90.00 Rs./KW/Month	411	
	Load (in kW) to be rounded off to the next 1/2 kW for the purpose of application of Fixed Charges.			
	(UNMETERED FLAT RATE SUPPLY)			
	Connected load upto 1/4 KW	251.00 Rs./Month		
Connected load above 1/4 KW upto 1/2 KW	620.00 Rs./Month			
Connected load above 1/2 KW upto 1 KW	1239.00 Rs./Month			
Connected load above 1 KW	1593.00 Rs./Month for every KW and part thereof			
Sch. 3	STATE / CENTRAL GOVT.DEPARTMENTS			
	For all Units	25.00 Rs./KW/Month	620	
	11 KV Supply		2.5% rebate on energy charges	
	33 kV & above Supply		5.0% rebate on energy charges	
Sch. 4	AGRICULTURAL/IRRIGATION (METERED)			
	0 to 20 HP		64	250.00 Rs /HP/Annum
	Above 20 HP		422	900.00 Rs /HP/Annum
	(UNMETERED FLAT RATE SUPPLY)			
	0 to 20 HP	168.00 Rs./HP/Month		
Above 20 HP	1168.00 Rs./HP/Month			

Sch. 5	PUBLIC STREET LIGHTING (METERED)			
	For all Units	37.00 Rs./KW/Month	496	nil
	(UNMETERED FLAT RATE SUPPLY)	1180.00 Rs / kW/ month or any part thereof		
Sch. 6	LT PUBLIC WATER WORKS (METERED)			
	For all Units	41.00 Rs./KW/Month	535	
	(UNMETERED FLAT RATE SUPPLY)	1250.00 Rs / kW/ month		
Sch. 7	HT PUBLIC WATER WORKS			
	11 kV Supply ^	210.00 Rs / kVA/ month *	381 P/kVAh	
	33 kV & above Supply	204.00 Rs / kVA/ month *	368 P/kVAh	
Sch. 8	LT INDUSTRIAL			
	For all Units ^^	43.00 Rs / kW/ month	265	
Sch. 9	HT INDUSTRIAL			
	11 kV Supply ^	127.00 Rs / kVA/ month *	242 P/kVAh	
	33 kV Supply	127.00 Rs / kVA/ month *	235 P/kVAh**	
Sch. 10	HT INDUSTRIAL (Power Intensive Industries)			
	11 kV Supply	180.00 Rs / kVA/ month *	283 P/kVAh	
	33 kV & above Supply	174.00 Rs / kVA/ month *	277 P/kVAh**	
Sch. 11	GENERAL PURPOSE BULK SUPPLY			
	11 kV Supply ^	184.00 Rs / kVA/ month *	350 P/kVAh	
	33 kV & above Supply	178.00 Rs / kVA/ month *	331 P/kVAh**	
Sch. 12	LT AND HT TEMPORARY CONNECTION			
	1.5 times the applicable rates (on fixed/ demand and energy charges) Temporary connection shall be granted for a period of upto 3 months at a time. If the period is extended beyond 3 months, tariff would be two times the applicable fixed/demand and energy charges.			
ASSUMED POWER FACTOR		85%		
^ For Connections above 100 KW supplied on LT, Additional 5% Surcharge on Demand and Energy Charges at 11 KV tariff shall be chargeable.				
^^ For Connections below 100 KW supplied & metered on HT, 5% rebate on Energy Charges of the LT Industrial Tariff shall be allowed.				
* Or part thereof on Billing Demand				
** Rebate at higher voltage- For 66 KV- 1.5% on energy charge for 33 KV supply.				
Reference : J&K State Electricity Regulatory Commission's Website				

ELECTRICITY TARIFF IN JHARKHAND w.e.f. 01.08.2012

Category No.	Category of Service	Fixed Charge	Energy Charge Paise/kWh	Minimum Monthly Charge
DS	DOMESTIC SERVICE			
DS-I(a)	Kutir Jyoti for load upto 100 Watts for rural areas			
	0-100 kWh/Month (metered)	15 Rs/Month	120	
	Kutir Jyoti (Unmetered)	40 Rs/Month	Nil	
DS-I(b)	For other consumers in rural areas connected load upto 2 KW (metered)			
	0 - 200 kwh/month	25 Rs/Month	140	
	Above 200 kWh/Month	25 Rs/Month	150	
	For other consumers in rural areas connected load upto 2 KW (Unmetered)	100 Rs/Month	Nil	
DS- II	For urban areas covered by Notified Area Committee/ Municipality/ Municipal Corporation/ All Disst. Towns/ All Sub-Divisional Towns /All Block Headquarters/ Industrial Areas/ Contiguous sub-urban areas all market places urban or rural and for connecting load upto 4KW			
	0-200 kWh/Month	40 Rs/Month	240	
	Above 200 kWh/Month	60 Rs/Month	290	
DS- III	For load exceeding 4 KW	100 Rs/Month	300	
DS-HT	Supply to housing complex/ multistoreyed buildings at 11 KV & load above 85.044 KW	75 Rs/KVA/Month	260	
NDS	NON-DOMESTIC SERVICE			
NDS-I	For rural areas connected load upto 2 KW (metered) - All Consumption	30 Rs/Month	175	
	For rural areas connected load upto 2 KW (Unmetered)	175 Rs/Month upto 1 kW & 60 Rs for every additional kW	Nil	
NDS - II	For urban areas for connected loads upto 85.044 KW covered by Notified Area Committee/ Municipality/ Municipal Corporation/ All Disst. and Sub-Divisional Towns /All Block Headquarters/ Industrial Areas and Contiguous Sub-urban areas. Also applicable to commercial consumer of rural area connected load above 2 KW.			
	All consumption	175 Rs./kW/Month	525	
NDS - III	ADVERTISING & HOARDINGS			
	For Single Phase for load upto 2 KW & Three Phase for load exceeding 2 KW.	150 Rs./Month	600	
LTIS	LOW TENSION INDUSTRIAL & MEDIUM POWER SERVICE			
	Installation Based Tariff upto 114 HP	130 Rs/HP/Month	490	
	Demand Based Tariff upto 100 KVA	235 Rs/KVA/Month	490	
IAS	IRRIGATION & AGRICULTURE SERVICE			
IAS - I	For private tubewells & private lift irrigation schemes (metered)	Nil	60	
	For private tubewells & private lift irrigation schemes (Unmetered)	70 Rs/HP/Month	Nil	
IAS - II	For State tubewells & State lift irrigation schemes (metered)	Nil	100	
	For State tubewells & State lift irrigation schemes (Unmetered)	280 Rs/HP/Month	Nil	
HTS	HIGH TENSION VOLTAGE SUPPLY SERVICE			
	Consumers having contract demand above 100 KVA (AT 11/ 33/ 132 kV & above)	235 Rs/KVA/Month	540	
	TIME OF THE DAY (TOD) TARIFF FOR HTS CONSUMERS			
	PEAK HOURS (06.00 AM to 10.00 AM & 06.00 PM to 10.00 PM)	120% of normal rate of energy charge		
	OFF-PEAK HOURS (10.00 PM to 06.00 AM)			85% of normal rate of energy charge
HTSS	HT SPECIAL SERVICE FOR INDUCTION / ARC FURNACE			
	Consumers having contract demand of 300 KVA and more (AT 11/ 33/ 132 kV & above))	410 Rs/KVA/Month	325	
RTS	RAILWAY TRACTION SERVICE			
	AT 25 KV or 132 KV	220 Rs/KVA/Month	540	

SS	STRERET LIGHT SERVICE		
SS- I	Metered Street Light Service	35 Rs/Month	445
SS- II	Unmetered Street Light Service	140 Rs/Month/100 watt lamp & 30 Rs for every additional 50 w.	Nil
REC	RURAL ELECTRIC CO-OPERATIVE / Small Housing Group (AT 11/33 KV)		90
MES	BULK SUPPLY TO MILITARY ENGINEERING SERVICE	205 Rs/KVA/Month	405
VOLTAGE REBATE TO THE HTS & HTSS CONSUMERS			
3.00% Rebate for power supplied at 33 KV			
5.00% Rebate for power supplied at 132 KV			
5.50% Rebate for power supplied at 220 KV			
6.00% Rebate for power supplied at 440 KV			
LOAD FACTOR REBATE TO THE HTS & HTSS CONSUMERS			
LOAD FACTOR		LOAD FACTOR REBATE	
40 -60 %		0.0%	
60 -70 %		7.5%	
70 -100 %		10%	
ASSUMED POWER FACTOR		85%	
Delayed payment surcharge @ 1.5% per month and part thereof. The due date for making payment of energy bills or other charges shall be 15 days from the date of			
POWER FACTOR PENALTY: For HTS, HTSS, IAS, RTS and LTIS with maximum demand meter, in case average power factor in a month for a consumer falls below			
POWER FACTOR REBATE: For HTS, HTSS, IAS, RTS and LTIS with maximum demand meter, in case average power factor as maintained by the consumer is more			
Reference : Jharkhand State Electricity Board Letter No. CE(C&R)/748/10-11/2080 dated 30.10.2012			

ELECTRICITY TARIFF IN KARNATAKA w.e.f. 30.04.2012

Sl. No.	Category of Service	Demand / Fixed Charge	Energy Charge (P/kWh)	Monthly Minimum Charge
LT-1	Bhagyajyothi and Kutirajyothi (BK/KJ) schemes (Upto 18 KWh/Month)		Nil	
LT-2(a)	Domestic			
LT-2(a)(i)	Areas coming under Bruhat Bangalore Mahanagara Palike (BBMP), Municipal Corporation and all Urban Local Bodies.			
	0 - 30 units (Lifeline consumption)	25 Rs./KW/Month for the first KW	230	
	31 - 100 units	35 Rs./KW/Month for every additional KW	350	
	101 - 200 units		460	
	Above 200 units		560	
LT-2(a)(ii)	Areas under Village Panchayats			
	0 - 30 units (Lifeline consumption)	15 Rs./KW/Month for the first KW	220	
	31 - 100 units	25 Rs./KW/Month for every additional KW	320	
	101 - 200 units		430	
	Above 200 units		510	
LT-2(b)	Private Professional and other Private Educational Institutions			
LT-2(b)(i)	Areas under Bruhat Bangalore Mahanagara Palike (BBMP) and Municipal Corporation and all areas coming under Urban Local Bodies.			
	0 - 200 units	35 Rs./KW/Month subject to a minimum of	570	
	Above 200 units	65 Rs./Month	670	
LT-2(b)(ii)	Areas under Village Panchayats			
	0 - 200 units	25 Rs./KW/Month subject to a minimum of	520	
	Above 200 units	50 Rs./Month	620	
LT-3	Commercial Lighting, Heating and Motive Power			
LT-3(i)	Areas under Bruhat Bangalore Mahanagara Palike (BBMP), Municipal Corporation and all areas under Urban Local Bodies.			
	0 - 50 units	40 Rs./KW/Month	620	
	Above 50 units		720	
	Demand base Tariff (Optional) where sanctioned load is above 5 KW but below 50 KW	55 Rs./KW/Month	As above	
LT-3(ii)	Areas under Village Panchayats			
	0 - 50 units	30 Rs./KW/Month	570	
	Above 50 units		670	
	Demand base Tariff (Optional) where sanctioned load is above 5 KW but below 50 KW	45 Rs./KW/Month	As above	
LT-4(a)	IP Sets (Upto and inclusive of 10 HP)	0	0	
LT-4(b)	IP Sets (above 10 HP)	30 Rs./HP/Month	150	
LT-4 (c)(i)	Private Horticulture Nurseries, Coffee and Tea plantations with sanctioned load of 10 HP & below	20 Rs./HP/Month	150	
LT-4 (c)(ii)	Private Horticulture Nurseries, Coffee and Tea plantations with sanctioned load above 10 HP	30 Rs./HP/Month	150	

LT-5	Industrial (Heating & Motive power including lighting)			
LT-5(a)	Areas coming under Bruhat Bangalore Mahanagara Palike (BBMP) and Municipal Corporation.			
	0 - 500 units	30 Rs./HP/Month for 5 HP & below	420	
	Above 500 units	30 Rs./HP/Month for above 5 HP and below 40 HP 40 Rs./HP/Month for 40 HP and above but below 67 HP 110 Rs./HP/Month for 67 HP and above	520	
	Demand base Tariff (Optional)	50 Rs./KW/Month of billing demand for above 5 HP and less than 40 HP 70 Rs./KW/Month of billing demand for 40 HP and above but less than 67 HP 160 Rs./KW/Month of billing demand for 67 HP and above	Same as above	
LT-5(b)	All areas other than those covered under LT-5(a)			
	0 - 500 units	25 Rs./HP/Month for 5 HP & below	400	
	501 - 1000 units	30 Rs./HP/Month for above 5 HP and below 40 HP	470	
	Above 1000 units	35 Rs./HP/Month for 40 HP and above but below 67 HP 100 Rs./HP/Month for 67 HP and above	500	
	Demand base Tariff (Optional)	45 Rs./KW/Month of billing demand for above 5 HP and less than 40 HP 60 Rs./KW/Month of billing demand for 40 HP and above but below 67 HP 150 Rs./KW/Month of billing demand for 67 HP and above	Same as above	
	TOD Tariff applicable to LT 5(a) & (b) at the option of the consumer			
	TIME OF DAY	Increase (+) / reduction (-) in energy charges over the normal tariff applicable		
	22.00 Hrs to 06.00 Hrs	(-) 125 Paise per kWh		
	06.00 Hrs to 18.00 Hrs	0		
	18.00 Hrs to 22.00 Hrs	(+) 100 Paise per kWh		
LT-6(a)	Water Supply	35 Rs./HP/Month	320	
LT-6(b)	Public Lighting	50 Rs./KW/Month	420	
LT-7	Temporary Power Supply of all categories including Hoarding & Advertisement boards.			
	less than 67 HP	Nil	820	160 Rs./KW/Week of sanctioned load
HT-1	Public Water Works	180 Rs./Month/KVA of billing demand	380	
	TOD Tariff at the option of the consumer			
	TIME OF DAY	Increase (+) / reduction (-) in energy charges over the normal tariff applicable		
	22.00 Hrs to 06.00 Hrs	(-) 125 Paise per kWh		
	06.00 Hrs to 18.00 Hrs	0		
	18.00 Hrs to 22.00 Hrs	(+) 100 Paise per kWh		

HT-2(a)	Industrial			
HT-2(a) (i)	Areas coming under Bruhat Bangalore Mahanagara Palike (BBMP) and Municipal Corporation.			
	First 100000 units	180 Rs./Month/KVA of billing demand	510	
	For balance units		550	
	Railway Traction and Effluent Treatment Plants (all units)	180 Rs./Month/KVA of billing demand	480	
	Bangalore Metropolitan Railway Corp. Ltd. (BMRCL)	180 Rs./Month/KVA of billing demand	460	
HT-2(a) (ii)	Areas other than those covered under HT-2(a)(i)			
	First 100000 units	170 Rs./Month/KVA of billing demand	510	
	For balance units		540	
	Railway Traction and Effluent Treatment Plants (all units)	180 Rs./Month/KVA of billing demand	480	
	TOD Tariff applicable to HT 2 (a) (i) & (ii) at the option of the consumer			
	TIME OF DAY	Increase (+) / reduction (-) in energy charges over the normal tariff applicable		
	22.00 Hrs to 06.00 Hrs	(-) 125 Paise per kWh		
	06.00 Hrs to 18.00 Hrs	0		
	18.00 Hrs to 22.00 Hrs	(+)100 Paise per kWh		
HT-2(b)	Commercial			
HT-2(b) (i)	Areas coming under Bruhat Bangalore Mahanagara Palike (BBMP) and Municipal Corporation.			
	First 200000 units	200 Rs./Month/KVA of billing demand	670	
	For balance units		700	
HT-2(b) (ii)	Areas other than those covered under HT-2(a)(i)			
	First 200000 units	190 Rs./Month/KVA of billing demand	650	
	For balance units		680	
HT-3(a) (i)	Lift irrigation Schemes under Govt. Departments / Govt. owned Corporations	Nil	125	1000 Rs./HP/Annum
HT-3(a) (ii)	Pvt. Lift Irrigation schemes and lift irrigation Societies connected to Urban / Express feeders	30 Rs./Month/HP of sanctioned load	85	
HT-3(a) (iii)	Pvt. Lift Irrigation schemes and lift irrigation Societies other than	10 Rs./Month/HP of sanctioned load	85	
HT-3(b)	Irrigation & Agricultural Farms, Government Horticultural Farms etc.	Nil	295	1000 Rs./HP/Annum
HT-4	Residential apartments and colonies (all areas)			
	All consumption	100 Rs./KVA of billing Demand	470	
HT-5	Temporary Power Supply of all categories including Hoarding & Advertisement boards.			
	67 HP and above	210 Rs./Month/HP of sanctioned load	820	
	Assumed Power Factor 90%			
	Rebate for supply at high voltage to consumers (Other than Railway Traction): If the consumer is availing power at voltage higher than 13.2 KV, he will be entitled to a			
	A) At 33/66 KV	2 Paise/kWh of energy consumed		
	B) At 110 KV	3 Paise/kWh of energy consumed		
	C) At 220 KV	5 Paise/kWh of energy consumed		
Reference : Hubli Electricity Supply Company limited Lettter No. HESCOM/GM(T)/EE-4/AO/12-13/18006 dated 30.10.2012 Bangalore Electricity Supply Company limited - taken from KERC website Chamundeshwari Electricity Supply Company limited Lettter No. CESC/FA/DCA(A&R)/10770 dated 25.10.2012 Mangalore Electricity Supply Company limited Lettter No. MESCOM/FA/DCA(F)/AO(A/c's)/F-137/7860-61 dated 06.10.2012 Gulbarga Electricity Supply Company limited Lettter No. GESCOM/CEE(CP)/EE(RA)/2012-13/30672-75 dated 06.11.2012				

ELECTRICITY TARIFF IN KERALA w.e.f. 01.07.2012

Sr. No.	Category of Service	Demand/Fixed Charge	Energy Charge (P/kWh)	Monthly Minimum Charge
LT- I (a)	DOMESTIC			
	Upto 40 KWh/Month	20 Rs./KW/Month	150	20 Rs/Consumer/Month for single phase connection 60 Rs/Consumer/Month for three phase connection
	41 to 80 KWh/Month	for single phase	240	
	81 to 120 KWh/Month	60 Rs./KW/Month	290	
	121 to 150 KWh/Month	for three phase	360	
	151 to 200 KWh/Month		480	
	201 to 300 KWh/Month		600	
	301 to 500 KWh/Month		750	
Above 500 KWh/Month (for all units)		650		
Note: Fixed charges shall not be applicable for single phase consumers having average consumption of 40 units or below per month for the previous six months.				
LT- I (b)	Offices of Political Parties, Libraries/reading rooms and Sports/arts clubs, sailing/ swimming activities (with connected load not exceeding 2000 Watts)			
	Upto 40 KWh/Month	20 Rs./KW/Month	200	20 Rs/Consumer/Month for single phase connection 60 Rs/Consumer/Month for three phase connection
	41 to 80 KWh/Month	for single phase	310	
	81 to 120 KWh/Month	60 Rs./KW/Month	360	
	121 to 150 KWh/Month	for three phase	450	
	151 to 200 KWh/Month		520	
	201 to 300 KWh/Month		620	
	Above 300 KWh/Month		750	
LT- II	Colonies of HT & EHT consumers supplied at LT (Single or Three Phase)	2200 Rs./Month	650	
LT- III	Temporary connection for illumination, Exhibition, Festivals, Public meeting and Fairs (Single or three Phase)		1350	130 Rs/Day/KW daily minimum or part thereof of connected load, whichever is higher.
40% concession shall be allowed in the rates for exhibitions conducted by the Local bodies/Govt. and recognised private educational institutions and festivals of public religious worship centres for illumination/ public address system/ security lighting				
LT- IV	INDUSTRY (LT)	60 Rs./KW/Month	425	
LT- V	AGRICULTURAL	6 Rs./KW/Month	150	
LT- VI (A)	NON-DOMESTIC			
	Upto 500 KWh/Month	50 Rs./KW/Month	480	
	Above 500 KWh/Month		550	
LT- VI (B)	OFFICES AND INSTITUTIONS UNDER STATE/CENTRAL GOVT, CORPORATIONS, BOARDS, UNIVERSITIES HOSTEL etc.			
	Upto 500 KWh/Month	70 Rs./KW/Month	550	
	Above 500 KWh/Month		650	
LT- VI (C)	OFFICES OR INSTITUTIONS UNDER KERALA WATER AUTHORITY, KSRTC, KERALA WATER TRANSPORT etc.			
	Upto 500 KWh/Month	180 Rs./KW/Month	700	
	Above 500 KWh/Month		850	
LT- VI (D)	ORPHANAGES, ANGANAWADIS, SCHOOLS & HOSTALS OF MENTALLY RETARDED STUDENTS, OLD AGE HOMES, POLIO HOMES etc.			
	All units	Nil	150	15 Rs/Consumer/Month for single phase connection 25 Rs/Consumer/Month for three phase connection
LT- VII (A)	COMMERCIAL CONSUMERS HAVING CONNECTED LOAD EXCEEDING 1000 WATTS			
	Upto 100 KWh/Month	60 Rs./KW/Month	545	
	Upto 200 KWh/Month	for single phase	605	
	Upto 300 KWh/Month	120 Rs./KW/Month	675	
	Upto 500 KWh/Month	for three phase	730	
	Above 500 KWh/Month (for all units)		850	
LT- VII (B)	COMMERCIAL CONSUMERS HAVING CONNECTED LOAD NOT EXCEEDING 1000 WATTS			
	Upto 100 KWh/Month	40 Rs./KW/Month	400	
	Above 100 KWh/Month		600	

LT- VII (C) CINEMA THEATRES,CIRCUS, SPORTS/ARTS CLUB ETC. FOR LOAD EXCEEDING 2000 W			
	Upto 1000 KWh/Month	90 Rs/KW/Month	500
	Above 1000 KWh/Month		650
LT- VIII	TEMPORARY EXTENSION (SINGLE OR THREE PHASE)	65 Rs./Day/KW of connected load	Fixed Charge Plus application fee, testing fee etc.
LT- IX	PUBLIC LIGHTING (STREET LIGHTING)		
	Type of Lamp	Burning hours per Day (In Rs/Lamp/Month)	
		4 Hours	6 Hours
			12 Hours
	Ordinary 40 Watts	14	22
	Ordinary 60 Watts	22	32
	Ordinary 100 Watts	36	54
	Fluorescent Tube 40 Watts	14	22
	Fluorescent Tube 80 Watts	29	43
	Flood Light 1000Watts	360	540
	Mercury Vapour Lamp 80 Watts	29	43
	Mercury Vapour Lamp 125 Watts	45	68
	Mercury Vapour Lamp 160 Watts	58	86
	Mercury Vapour Lamp 250 Watts	90	135
	Mercury Vapour Lamp 400 Watts	144	216
	Sodium Vapour Lamp 70 Watts	25	38
	Sodium Vapour Lamp 80 Watts	28	43
	Sodium Vapour Lamp 100 Watts	36	54
	Sodium Vapour Lamp 125 Watts	45	68
	Sodium Vapour Lamp 150 Watts	54	81
	Sodium Vapour Lamp 250 Watts	90	135
	CFL		
	11 Watts	2	3
	22 Watts	4	6
	44 Watts	8	12
	18 Watts	3	5
	36 Watts	6	10
	72 Watts	13	19
	15 Watts	3	4
	30 Watts	5	8
	144 Watts	26	39
	LED		
	18 Watts	3	5
	MV Lamp 1200 Watts		1296
	SV Lamp 250 Watts		270
HT - I	INDUSTRIAL	300 Rs./KVA/Month	410
HT - II	NON-INDUSTRIAL / NON-COMMERCIAL	350 Rs./KVA/Month	410
HT - III	AGRICULTURAL	165 Rs./KVA/Month	180
HT - IV	COMMERCIAL		370
	Upto 30,000 units (All units)	400 Rs./KVA/Month	550
	Above 30,000 units (All units)		650
HT - V	SEASONAL CONSUMERS	Charged at the highest tariff applicable for various operations for the whole year if not registered as seasonal consumer	
		Charged at the tariff applicable for various purposes for the entire specified period of use if registered as seasonal consumer	
EHT	EHT SUPPLY (66/110/220 KV)		
	66 KV	300 Rs./KVA/Month	400
	110 KV	290 Rs./KVA/Month	400
	220 KV	275 Rs./KVA/Month	400
	RAILWAY TRACTION (110 KV)	250 Rs./KVA/Month	400
POWER FACTOR INCENTIVE			
0.25% of energy charges for each 0.01 unit increase in pf from 90% to 100%			
POWER FACTOR PENALTY			
1% of energy charges for every 0.01 fall in pf from 90%			
Assumed Power Factor 90%			
Reference : KSEB letter No. KSEB/TRAC/CEA/2012-13/858 dated 23.11.2012			

ELECTRICITY TARIFF IN LAKSHADWEEP w.e.f. 01.10.2012

Category of Service	Energy Charge (Paise/KWh)	Fixed Charges
1. BPL / Kutir Jyoti (upto 30 units)		25 Rs./Month/connection
2. DOMESTIC		
0 to 50 units	100	10 Rs./Month for Single Phase connection 50 Rs./Month for Three Phase connection
51 to 100 units	125	
101 to 200 units	250	
201 units and above	400	
3. COMMERCIAL		
0 to 100 units	425	25 Rs./Month for Single Phase connection 100 Rs./Month for Three Phase connection
101 to 200 units	500	
201 units and above	600	
4. INDUSTRIAL - All units	450	30 Rs./Month/kVA or part thereof
5. HT CONSUMERS (11kV) - All units	600	100 Rs./kVA/Month
6. PUBLIC (STREET LIGHTING) All units	400	
7. TEMPORARY CONNECTION - All units	700	
i) Penalty Charges: The billing in case of HT shall be on the maximum demand recorded during the month or 75% of contracted demand, whichever is higher.		
If in any month, the recorded maximum demand of the consumer exceeds its contract demand, that portion of the demand in excess of the contracted demand shall be billed at double the normal rate. Similarly, energy consumption corresponding to excess demand shall also be billed at double the normal rate.		
ii) Power Factor Charges: The power factor of the consumer if, less than 0.90; for every 0.01 of the power factor decrease, 0.5% of the total units consumed will be charged extra as surcharge at the rate of 500 ps/unit. All HT installations where the monthly average power factor is maintained above 0.95 lagging shall be eligible for an incentive in the form of rebate at the rate of 1% of the energy charge for every 0.01 improvement in power factor above 0.95 lagging in the energy charges billed in the month.		
Assumed Power Factor		90%
Reference : JERC website, Tariff Order dated 31.10.2012		

ELECTRICITY TARIFF IN MADHYA PRADESH w.e.10.04.2012

Category	Category of Service	Demand / Fixed Charge	Energy Charge (P/kWh)	Minimum charges
LOW TENSION TARIFF				
LV - 1	DOMESTIC LIGHTS, FANS & POWER FOR RESIDENTIAL USE			
LV - 1.1	Consumption upto 30 units/month & load upto 100 Watts	NIL	290	40 Rs/Month
LV - 1.2	IN URBAN AREA			
	Up to 50 kWh/Month	40 Rs/Month	340	60 Rs/Month
	51 to 100 kWh/month	65 Rs/Month	385	
	101 to 300 kWh/month	75 Rs/Month per 1/2 KW of authorised load	480	
	301 to 500 kWh/month	80 Rs/Month per 1/2 KW of authorised load	520	
	Above 500 kWh/month	85 Rs/Month per 1/2 KW of authorised load	550	
	Temporary Connection for construction of own house	300 Rs/Month per 1 KW of authorised load	675	500 Rs/Month
	Temp. Connection for social/marriage & religious purpose	40 Rs/Day per 1 KW of authorised load		
	Through DTR meter for clusters of jhuggi/jhopadi	NIL	300	NIL
	Un-metered connection (in urban areas for 77 units/month)	75 Rs/Month	420	NIL
	IN RURAL AREAS			
	Up to 50 kWh/Month	25 Rs/Month	340	60 Rs/Month
	51 to 100 kWh/month	40 Rs/Month	385	
	101 to 300 kWh/month	50 Rs/Month per 1/2 KW of authorised load	480	
	301 to 500 kWh/month	70 Rs/Month per 1/2 KW of authorised load	520	
	Above 500 kWh/month	70 Rs/Month per 1/2 KW of authorised load	550	
	Temporary Connection for construction of own house	200 Rs/Month per 1 KW of authorised load	675	500 Rs/Month
	Temp. Connection for social/marriage & religious purpose	20 Rs/Day per 1 KW of authorised load		
	Through DTR meter for clusters of jhuggi/jhopadi	NIL	300	NIL
	Un-metered connection (in rural areas for 42 units/month)	30 Rs/Month	340	NIL
LV-2	NON - DOMESTIC LIGHT, FAN & POWER TO EDUCATIONAL INSTITUTIONS, HOSTELS ETC.			
LV - 2.1	URBAN AREAS			
	Sanctioned load based tariff	90 Rs/KW/month	520	
	OPTIONAL (Demand based tariff for contract demand above 10 KW)	180 Rs/Month per KW or 144 Rs/Month per KVA of billing demand	520	
	RURAL AREAS			
	Sanctioned load based tariff	60 Rs/KW/month	520	
	OPTIONAL (Demand based tariff for contract demand above 10 KW)	120 Rs/Month per KW or 96 Rs/Month per KVA of billing demand	520	
LV - 2.2	URBAN AREAS (except those covered in LV-2.1)			
	0-50 units (All units)	50 Rs/KW/month	540	360 units/annum/KW or part thereof in urban areas of sanctioned or contract demand
	Above 50 units (All units)	85 Rs/KW/month	600	
	OPTIONAL (Demand based tariff for contract demand above 10 KW)	190 Rs/Month per KW or 152 Rs/Month per KVA of billing demand	525	
	Temporary Connections at LT for Mela	130 Rs/month/KW or part thereof	715	500 Rs. / month
	Temporary Connections for marriage purposes	50 Rs per KW or part thereof /day	715	
	For X-Ray Plant	Additional Fixed Charges @ Rs. 450 & 650 per machine/month for single/ three phase respectively and Dental X-ray @ Rs 50 per machine/month.		

	RURAL AREAS (except those covered in LV-2.1)			
	0-50 units (All units)	30 Rs/KW/month	540	180 units/annum/KW or part thereof in urban areas of sanctioned or contract demand
	Above 50 units (All units)	60 Rs/KW/month	600	
	OPTIONAL (Demand based tariff for contract demand above 10 KW)	120 Rs/Month per KW or 96 Rs/Month per KVA of billing demand	525	
	Temporary Connections at LT for Mela	85 Rs/month/KW or part thereof	715	500 Rs. / month
	Temporary Connections for marriage purposes	30 Rs per KW or part thereof /day	715	
	For X-Ray Plant	Additional Fixed Charges @ Rs. 450 & 650 per machine/month for single/ three phase respectively and Dental X-ray @ Rs 50 per machine/month.		
LV-3	PUBLIC WATER WORKS AND STREET LIGHTS			
3.1	PUBLIC WATER WORKS			
	Municipal Corporation/Cantonment Board	140 Rs/KW/month	365	
	Municipality/Nagar Panchayat	120 Rs/KW/month	365	
	Gram Panchayat	50 Rs/KW/month	365	
	Temporary	1.3 times of applicable tariff		
3.2	STREET LIGHT			
	Municipal Corporation/Cantonment Board	230 Rs/KW/month	375	
	Municipality/Nagar Panchayat	210 Rs/KW/month	375	
	Gram Panchayat	50 Rs/KW/month	375	
	An incentive @ 5% of energy charges for adopting Demand Side Management			
LV-4	LT INDUSTRIAL			
4.1	Non- Seasonal Consumers (Urban Areas)			
4.1 a	Upto 25 HP	90 Rs/HP/Month	400	30 units/HP/month
4.1 b (i)	Demand Based Tariff (contract demand & connected load upto 100 HP)	176 Rs/KVA/Month or 220 Rs/KW/Month	510	
4.1 b (ii)	Demand Based Tariff (contract demand upto 100 HP) (100 HP < connected load < 150 HP)	240 Rs/KVA/Month or 300 Rs/KW/Month	525	40 units/HP/month
4.1 c	Demand Based Tariff (100 HP < contract demand < 150 HP)* (connected load =< 150 HP)	240 Rs/KVA/Month or 300 Rs/KW/Month	525	
4.1 d	Temporary connection	1.3 times of applicable tariff		
	* In addition, these consumers are also liable to pay transformation losses at 3% and transformer rent as per the order of MPERC			
4.1	Non- Seasonal Consumers (Rural Areas)			
4.1 a	Upto 25 HP	30 Rs/HP/Month	400	15 units/HP/month
4.1 b (i)	Demand Based Tariff (contract demand & connected load upto 100 HP)	88 Rs/KVA/Month or 110 Rs/KW/Month	510	
4.1 b (ii)	Demand Based Tariff (contract demand upto 100 HP) (100 HP < connected load < 150 HP)	168 Rs/KVA/Month or 210 Rs/KW/Month	525	20 units/HP/month
4.1 c	Demand Based Tariff (100 HP < contract demand < 150 HP)* (connected load =< 150 HP)	168 Rs/KVA/Month or 210 Rs/KW/Month	525	
4.1 d	Temporary connection	1.3 times of applicable tariff		
	* In addition, these consumers are also liable to pay transformation losses at 3% and transformer rent as per the order of MPERC			

4.2	SEASONAL CONSUMERS (period of season shall not exceed 180 days continuously in a financial year)		
4.2 a	During Season	Normal Tariff as for non-seasonal consumers	
4.2 b	During Off Season (The consumer shall be required to restrict his consumption to 15% of the highest of average consumption during the preceding three season)	Normal Tariff as for non-seasonal consumers on 10% of contract demand or actual recorded demand, whichever is more	120% of normal tariff as for non-seasonal consumers
LV-5	AGRICULTURAL & OTHER THAN AGRICULTURAL		
5.1	For agricultural use		
a	First 300 KWh/month	NIL	320
b	Above 300 KWh/month to 750 KWh/month	NIL	375
b	Rest of the units in the month	NIL	400
c	Temporary Connections	NIL	400
d	DTR metered group consumers	NIL	300
5.2	For other than agricultural use-horticulture activity		
a	First 300 KWh/month	NIL	320
b	Above 300 KWh/month to 750 KWh/month	NIL	375
b	Rest of the units in the month	NIL	400
c	Temporary Connections	NIL	400
5.3	For other than agricultural use		
a	Up to 25 HP in urban areas	55 Rs/HP/Month	375
b	Up to 25 HP in rural areas	20 Rs/HP/Month	375
c	Demand based tariff in urban areas (contract demand & connected load upto 100 HP)	136 Rs/KVA/Month or 170 Rs/KW/Month	450
d	Demand based tariff in rural areas (contract demand & connected load upto 100 HP)	64 Rs/KVA/Month or 80 Rs/KW/Month	450
INCENTIVE FOR MERTERED AGRICULTURAL CONSUMERS ON INSTALLATION OF ENERGY SAVING DEVICES:			
S.No.	Particulars	Rate of Rebate in Tariff	
1	For installation of ISI/BEE star labelled motors for pump sets	15	
2	For installation of ISI/BEE star labelled motors for pumps and use of frictionless PVC pipes and foot valve	30	
3	For installation of ISI/BEE star labelled motors for pumps and use of frictionless PVC pipes and foot valve alongwith installation of shunt capacitor of appropriate rating	45	
LOAD FACTOR INCENTIVE TO LT CONSUMERS			
	For LF above 25% and upto 30% LF on contract demand	12 Paise/Unit concession on the normal energy charges for all energy consumption over & above 25% LF during the billing month	
	For LF above 30% and upto 40% LF on contract demand	24 Paise/Unit concession on the normal energy charges for all energy consumption over & above 30% LF in addition to concession upto 30% LF	
	For LF above 40% LF on contract demand	36 Paise/Unit concession on the normal energy charges for all energy consumption over & above 40% LF in addition to concession upto 40% LF	
POWER FACTOR INCENTIVE			
	Above 85% up to 95%	0.5% incentive on the total amount of bill under the head Energy Charges for each 1% increase in P.F.	
	Above 95%	1% incentive on the total amount of bill under the head Energy Charges for each 1% increase in P.F. in addition to PF incentive upto 95%	
POWER FACTOR SURCHARGE			
	Below 80% up to 75%	1% surcharge of Energy Charges for each 1% fall in P.F. below 80% upto 75%	
	Below 75% up to 70%	5% plus 1.25% surcharge of Energy Charges for every 1% fall in P.F. below 75% upto 70%	
The maximum limit of surcharge will be 10% of the energy charges billed during the month.			

HV-1	RAILWAY TRACTION (At 132/220 KV)	265 Rs./Month/KVA of billing demand	500	1500 KWh/KVA of contract demand as guaranteed annual minimum consumption	
HV-2	COAL MINES				
	AT 11 KV (For consumption upto 50% LF)	505 Rs./Month/KVA of billing demand	545	1200 KWh/KVA of contract demand as guaranteed annual minimum consumption	
	AT 11 KV (For consumption in excess of 50% LF)		465		
	AT 33 KV (For consumption upto 50% LF)	515 Rs./Month/KVA of billing demand	525		
	AT 33 KV (For consumption in excess of 50% LF)		445	1620 KWh/KVA of contract demand as guaranteed annual minimum consumption	
	AT 132 KV (For consumption upto 50% LF)	525 Rs./Month/KVA of billing demand	515		
	AT 132 KV (For consumption in excess of 50% LF)		435		
AT 220 KV (For consumption upto 50% LF)	535 Rs./Month/KVA of billing demand	505			
AT 220 KV (For consumption in excess of 50% LF)		425			
HV-3	INDUSTRIAL, NON-INDUSTRIAL & SHOPPING MALLS				
3.1	Industrial				
	AT 11 KV (For consumption upto 50% LF)	225 Rs./Month/KVA of billing demand	510	For supply at 220/132 KV Rolling Mills : 1200 KWh/KVA of contract demand as guaranteed annual minimum consumption Educational Institutions : 720 KWh/KVA of contract demand as guaranteed annual minimum consumption Others : 1800 KWh/KVA of contract demand as guaranteed annual minimum consumption For supply at 33/11 KV Educational Institutions : 600 KWh/KVA of contract demand as guaranteed annual minimum consumption Contract demand up to 100 KVA 600 KWh/KVA of contract demand as guaranteed annual minimum consumption Others : 1200 KWh/KVA of contract demand as guaranteed annual minimum consumption	
	AT 11 KV (For consumption in excess of 50% LF)		450		
	AT 33 KV (For consumption upto 50% LF)	370 Rs./Month/KVA of billing demand	500		
	AT 33 KV (For consumption in excess of 50% LF)		400		
	AT 132 KV (For consumption upto 50% LF)	470 Rs./Month/KVA of billing demand	460		
	AT 132 KV (For consumption in excess of 50% LF)		380		
	AT 220/400 KV (For consumption upto 50% LF)	500 Rs./Month/KVA of billing demand	440		
	AT 220/400 KV (For consumption in excess of 50% LF)		370		
	3.2	Non-Industrial			
		AT 11 KV (For consumption upto 50% LF)	190 Rs./Month/KVA of billing demand		540
		AT 11 KV (For consumption in excess of 50% LF)			465
		AT 33 KV (For consumption upto 50% LF)	300 Rs./Month/KVA of billing demand		515
		AT 33 KV (For consumption in excess of 50% LF)			450
AT 132 KV (For consumption upto 50% LF)		425 Rs./Month/KVA of billing demand	480		
AT 132 KV (For consumption in excess of 50% LF)			415		
3.3	Shopping Malls				
	AT 11 KV (For consumption upto 50% LF)	190 Rs./Month/KVA of billing demand	540		
	AT 11 KV (For consumption in excess of 50% LF)		465		
	AT 33 KV (For consumption upto 50% LF)	280 Rs./Month/KVA of billing demand	520		
	AT 33 KV (For consumption in excess of 50% LF)		455		
	AT 132 KV (For consumption upto 50% LF)	400 Rs./Month/KVA of billing demand	480		
	AT 132 KV (For consumption in excess of 50% LF)		410		
3.4	Power Intensive Industries				
	AT 33 KV	435 Rs./Month/KVA of billing demand	395		
	AT 132 KV	560 Rs./Month/KVA of billing demand	375		
10% Rebate on fixed charges and 20% reduction in minimum consumption(kWh) for HT consumers of this category receiving supply through rural feeders.					
HV-4	SEASONAL CONSUMERS				
	During Season				
	AT 11 KV (For consumption upto 50% LF)	250 Rs./Month/KVA of billing demand	490	900 KWh/KVA of contract demand as guaranteed annual minimum consumption	
	AT 11 KV (For consumption in excess of 50% LF)		425		
	AT 33 KV (For consumption upto 50% LF)	280 Rs./Month/KVA of billing demand	480		
	AT 33 KV (For consumption in excess of 50% LF)		410		

	During off-season			
	AT 11 KV	250 Rs./Month/KVA of billing demand *	588	900 KWh/KVA of contract demand as guaranteed annual minimum consumption
	AT 33 KV	280 Rs./Month/KVA of billing demand #	576	
	* Rs.250 on 10% of contract demand (or actual recorded demand, whichever is more) during the season			
	# Rs.250 on 10% of contract demand (or actual recorded demand, whichever is more) during the season			
HV-5	IRRIGATION, PUBLIC WATER WORKS & OTHER THAN AGRICULTURAL			
5.1	Public Water Works, Group Irrigation and Lift Irrigation Schemes			
	AT 11 KV	170 Rs./Month/KVA of billing demand	400	720 KWh/KVA of contract demand as guaranteed annual minimum consumption
	AT 33 KV	190 Rs./Month/KVA of billing demand	380	
	AT 132 KV	210 Rs./Month/KVA of billing demand	360	
5.2	Other than agriculture use			
	AT 11 KV	190 Rs./Month/KVA of billing demand	405	720 KWh/KVA of contract demand as guaranteed annual minimum consumption
	AT 33 KV	210 Rs./Month/KVA of billing demand	385	
	AT 132 KV	230 Rs./Month/KVA of billing demand	370	
	An incentive equal to 5% energy charges for installation of energy saving devices for adopting demand side management			
HV-6	BULK RESIDENTIAL USERS			
6.1	For Bulk Residential Users			
	AT 11 KV (For consumption upto 50% LF)	215 Rs./Month/KVA of billing demand	465	780 KWh/KVA of contract demand as guaranteed annual minimum consumption
	AT 11 KV (For consumption in excess of 50% LF)		410	
	AT 33 KV ((For consumption upto 50% LF)	230 Rs./Month/KVA of billing demand	440	
	AT 33 KV (For consumption in excess of 50% LF)		390	
	AT 132 KV ((For consumption upto 50% LF)	245 Rs./Month/KVA of billing demand	425	
	AT 132 KV (For consumption in excess of 50% LF)		375	
6.2	For Registered Cooperative Group Housing Societies			
	AT 11 KV (For consumption upto 50% LF)	145 Rs./Month/KVA of billing demand	470	780 KWh/KVA of contract demand as guaranteed annual minimum consumption
	AT 11 KV (For consumption in excess of 50% LF)		415	
	AT 33 KV ((For consumption upto 50% LF)	150 Rs./Month/KVA of billing demand	460	
	AT 33 KV (For consumption in excess of 50% LF)		405	
	AT 132 KV ((For consumption upto 50% LF)	155 Rs./Month/KVA of billing demand	445	
	AT 132 KV (For consumption in excess of 50% LF)		390	
HV-7	BULK SUPPLIES TO EXEMPTEEES			
a	Rural Co-operative Societies having mixed use	240 Rs./Month/KVA of billing demand	350	
b	Mixed domestic and agriculture use in rural areas notified by State Govt. (maximum 10% non-domestic use permitted)	140 Rs./Month/KVA of billing demand	290	
c	Mixed domestic and non-domestic use (limited to 10% of total) in urban areas	180 Rs./Month/KVA of billing demand	350	
	TIME OF THE DAY (TOD) SURCHARGE/ REBATE (For categories HV-2, HV-3, HV-4 and HV-5)			
	Fixed Charges	Normal Rate of Fixed Charges		
	PLUS Energy Charge as mentioned below :-			
	Period of Energy Consumption	Rate (Paise/ KWh)		
	Evening peak load period (6.00 PM to 10 PM)	15% of Normal rate of energy charges as surcharge		
	Off peak load period (10.00 PM to 6.00 AM next day)	7.5% of Normal rate of energy charges as rebate		

LOAD FACTOR INCENTIVE AT ALL VOLTAGE LEVELS (For categories HV-2, HV-3, HV-4 and HV-6).	
LOAD FACTOR	INCENTIVE
Load Factor below 75%	No Incentive
Load Factor above 75%	0.10% for every 1% increase in LF above 75% on energy charges for incremental consumption above 75% LF
POWER FACTOR INCENTIVE / PENALTY	
Power Factor	Incentive / Penalty Payable
Above 95% to 98%	1% incentive on the total amount of bill under the head Energy Charges for each 1% increase in P.F. above 95%
Above 98% upto 99%	5% incentive on the total amount of bill under the head Energy Charges
Above 99%	7% incentive on the total amount of bill under the head Energy Charges
Below 90%	1% penalty on the total amount of bill under the head Energy Charge for each 1% fall in P.F. below 90%
Below 85%	5% plus 2% penalty on the total amount of bill under the head Energy Charge for each 1% fall in P.F. below 85%
Delayed Payment Surcharge: Surcharge @ 1.00% per month or part thereof on the amount outstanding (including arrears) will be payable if the bills are not paid up to due date. The part of the month will be rockoned as full month for the purpose of calculation of delayed payment surc	
ADDITIONAL CHARGE:	
5% Additional charge on the total amount of Fixed Charges & Energy Charges billed in the month shall be required to paid by the existing 11 KV consumers with contract demand exceeding 300 KVA, who want to continue to avail supply at 11 KV.	
3% Additional charge on the total amount of Fixed Charges & Energy Charges billed in the month shall be required to paid by the existing 33 KV consumers with contract demand exceeding 10000 KVA, who want to continue to avail supply at 33 KV.	
2% Additional charge on the total amount of Fixed Charges & Energy Charges billed in the month shall be required to paid by the existing 132 KV consumers with contract demand exceeding 50000 KVA, who want to continue to avail supply at 132 KV.	
ASSUMED POWER FACTOR	90%
Billing Demand: The billing demand for the month shall be the actual maximum demand of consumer or 90% of contract demand, whichever is higher.	
Reference: Madhya Pradesh Madhya Kshetra Vidyut Vitran Co. Ltd. Letter No. MD/CZ/Comml.-IV/2339 dated 25.10.2012 MP Paschim Kshetra Vidyout Vitran Co Ltd Letter No. CMD/WZ/CE/COM/05/CEA/29382 dated 18.10.2012	

ELECTRICITY TARIFF IN MAHARASTRA w.e.f. 01.08.2012

Category No.	Category of Service	Fixed / Demand Charge	Energy Charge Paise/kWh
LT - I	LT- Residential		
	Below Poverty line (BPL) consumers		
	0 - 30 kWh/Month	10 Rs./Month/Connection	76
	Consumers other than BPL		
	0 - 100 kWh/Month	40 Rs./Month for single phase connection	336
	101 - 300 kWh/Month	130 Rs./Month for three phase connection	605
	301 - 500 kWh/Month	100 Rs./Month/10 KW or part thereof as additional charge for load above 10KW	792
	501 - 1000 kWh/Month		878
	Above 1000 kWh/Month (balance units)		950
LT - II	LT- Non-Residential or Commercial		
	(A) 0-20 kW		
	Non-residential, non-industrial premises or commercial premises for commercial consumption etc.		
	0-200 kWh/Month	190 Rs./Month	585
	Above 200 kWh/Month (only balance units)		838
	(B) >20 kW and ≤50 kW	190 Rs./KVA/Month	844
	(C) >50 kW	190 Rs./KVA/Month	1091
LT - III	LT- Public Water Works and Sewage Treatment Plants		
	(A) 0- 20 KW	50 Rs./KVA/Month	235
	(B) > 20kW and ≤ 40 kW	60 Rs./KVA/Month	311
	(C) > 40kW and ≤ 50 kW	90 Rs./KVA/Month	420
LT - IV	LT- Agriculture		
	Unmetered Tariff		
	Category 1 Zones*		
	(a) 0-5 HP	295 Rs./HP/Month	0
	(b) Above 5 HP	325 Rs./HP/Month	
	Category 2 Zones#		
	(a) 0-5 HP	240 Rs./HP/Month	0
	(b) Above 5 HP	265 Rs./HP/Month	
	Metered Tariff (including Poultry Farms)	20 Rs./HP/Month	210
LT - V	LT- Industry		
	(A) 0 - 20 KW (upto and including 27 HP)	190 Rs./Month/Connection	506
	(B) Above 20 KW (above 27 HP)	130 Rs./KVA/Month	701
LT - VI	LT- Street Lights		
	(A) Grampanchayat, A,B & C Class Municipal Council	40 Rs./ KW/ month	412
	(B) Municipal Corporation Areas		500
LT - VII	LT- Temporary Supply		
	(A) Temporay Supply Religious (TSR)	250 Rs./Month/Connection	327
	(B) Temporary Supply Others (TSO)	310 Rs./Month/Connection	1507
LT - VIII	LT- Advertisements & Hoardings		500 Rs./Month/Connection
LT - IX	LT- Crematorium & Burial Grounds		250 Rs./Month/Connection
LT - X	LT- Public Services		
	(A) 0 - 20 kW		
	0-200 kWh/Month	190 Rs/Month	536
	Above 200 kWh/Month	190 Rs/Month	788
	(B) >20 kW and ≤50 kW	190 Rs/Month	779
	(C) >50 kW	190 Rs/Month	824

HT - I	HT- Industry			
	Continuous Industry (on express feeder)	190	Rs./ KVA/ month	701
	Non-Continuous Industry (not on express feeder)	190	Rs./ KVA/ month	633
	Seasonal Industry	190	Rs./ KVA/ month	779
HT - II	HT- Commercial			
	(A) Express Feeders	190	Rs./ KVA/ month	1045
	(B) Non-express Feeders	190	Rs./ KVA/ month	983
HT - III	HT- Railway Traction		Nil	781
HT - IV	HT- Public Water Works and Sewage Treatment Plants			
	Express feeders	190	Rs./ KVA/ month	505
	Non-Express feeders	190	Rs./ KVA/ month	473
HT - V	HT- Agriculture	30	Rs./ KVA/ month	288
HT - VI	HT- Bulk Supply			
	Group Housing Society	160	Rs./ KVA/ month	482
	Commercial Complex	160	Rs./ KVA/ month	821
HT - VII				
HT - VIII	HT- Temporary Supply			
	(A) Temporary Supply Religious (TSR)	250	Rs./Month/Connection	327
	(B) Temporary Supply Others (TSO)	250	Rs./Month/Connection	1282
HT - IX	HT - Public Services			
	(A) Express Feeders	190	Rs./ KVA/ month	821
	(B) Non-express Feeders	190	Rs./ KVA/ month	765
TOD Tariff (In addition to above base tariff in Paise/KWh) for LT-II(A) (optional), LT-II(B), LT-II(C), LT-III, LT-V, LT-X				
HT-I, HT-II, HT-IV & HT-IX category consumers				
		0600 hrs - 0900 hrs		0
		0900 hrs - 1200 hrs		80
		1200 hrs - 1800 hrs		0
		1800 hrs - 2200 hrs		110
		2200 hrs - 0600 hrs		-100
Power Factor Incentive for PF is more than 0.95 for the Categories LT-II (B) & (C), LT-III, LT-V (B), LT X (B) & (C), HT-I, HT-II, HT-IV, HT-V, HT-VI and HT IX.				
1% of the monthly bill including Energy Charges, Reliability Charges, FAC, Fixed/Demand Charges but excluding Taxes & Duties for PF at 0.96				
2% of the monthly bill including Energy Charges, Reliability Charges, FAC, Fixed/Demand Charges but excluding Taxes & Duties for PF at 0.97				
3% of the monthly bill including Energy Charges, Reliability Charges, FAC, Fixed/Demand Charges but excluding Taxes & Duties for PF at 0.98				
5% of the monthly bill including Energy Charges, Reliability Charges, FAC, Fixed/Demand Charges but excluding Taxes & Duties for PF at 0.99				
7% of the monthly bill including Energy Charges, Reliability Charges, FAC, Fixed/Demand Charges but excluding Taxes & Duties for unity PF				
Power Factor Penalty for PF is less than 0.9 for the Categories LT-II (B) & (C), LT-III, LT-V (B), LT- X (B) & (C), HT-I, HT-II, HT-IV, HT-V, HT-VI and HT IX.				
2% of the monthly bill including Energy Charges, Reliability Charges, FAC, Fixed/Demand Charges but excluding Taxes & Duties for PF at 0.89				
3% of the monthly bill including Energy Charges, Reliability Charges, FAC, Fixed/Demand Charges but excluding Taxes & Duties for PF at 0.88.				
4% of the monthly bill including Energy Charges, Reliability Charges, FAC, Fixed/Demand Charges but excluding Taxes & Duties for PF at 0.87				
5% of the monthly bill including Energy Charges, Reliability Charges, FAC, Fixed/Demand Charges but excluding Taxes & Duties for PF at 0.86				
6% of the monthly bill including Energy Charges, Reliability Charges, FAC, Fixed/Demand Charges but excluding Taxes & Duties for PF at 0.85				
7% of the monthly bill including Energy Charges, Reliability Charges, FAC, Fixed/Demand Charges but excluding Taxes & Duties for PF at 0.84				
8% of the monthly bill including Energy Charges, Reliability Charges, FAC, Fixed/Demand Charges but excluding Taxes & Duties for PF at 0.83				
9% of the monthly bill including Energy Charges, Reliability Charges, FAC, Fixed/Demand Charges but excluding Taxes & Duties for PF at 0.82				
10% of the monthly bill including Energy Charges, Reliability Charges, FAC, Fixed/Demand Charges but excluding Taxes & Duties for PF at 0.81				
Load Factor Incentive for the categories HT-I & HT-II only				
0.75% on the energy charges for every 1% increase in LF from 75% to 85%				
1% on the energy charges for every 1% increase in LF from 85%				
Total rebate under this head will be subject to a ceiling of 15% of the energy charges.				
1% Prompt payment rebate on monthly bill (excluding Taxes and Duties) for all category consumers.				
2% Delayed payment surcharge on the total electricity bill (including Taxes and Duties) for payment after due date.				
Assumed Power Factor			90%	
Fuel cost adjustment charge shall be applicable for all categories of consumers				
* Category 1 Zones with consumption norm above 1318 hours/HP/year (1. Bhandup (U), 2. Pune and 3. Nashik)				
# Category 2 Zones with consumption norm below 1318 hours/HP/year (Amravati, Aurangabad, Konkan, Kalyan, Kolhapur, Latur, Nagpur(U) and Nagpur)				
Reference : Maharashtra State Electricity Distribution Co. Ltd.'s website				

ELECTRICITY TARIFF IN MUMBAI (B.E.S.T) w.e.f. 01.06.2012

Category No.	Category of Service	Fixed / Demand Charge(kWh)	Variable Charges		
			Energy Charge (Paise/kWh)	TDLR Charge (Paise/kWh)	TOTAL (Paise/kWh)
LT-I	LT- Residential				
	Below Poverty line (Consumption upto 30 units/month)	3 Rs./month	44	12	56
	Other Residential				
	0 - 100 units/month	40 Rs/month	206	55	261
	101-300 units/month	75 Rs/month\$\$	381	103	484
	301-500 units/month		536	144	680
	Above 500 units/month	100 Rs/month\$\$	686	185	871
	Additional Fixed charge	150 Rs./ 10 KW or part thereof above 10 KW			
	\$\$ Fixed Charge of Rs. 150 per month will be levied on residential consumers availing 3 phase supply.				
LT-II	LT- Non-Residential or Commercial				
	(a) 0-20 kW				
	0 - 500 units/month	250 Rs/month	550	148	698
	Above 500 units/month		816	220	1036
	(b) >20 kW and ≤ 50 kW	200 Rs/KVA/month	800	215	1015
	(c) >50 kW		809	218	1027
LT-III	LT- Industry upto 20 kW Load				
	0 - 500 units/month	325 Rs/month	521	140	661
	Above 500 units/month	425 Rs/month	728	196	924
LT-IV	LT- Industrial above 20 kW Load				
	Above 20 kW and upto 100 kW	200 Rs/KVA/month	652	175	827
	Above 100 kW		639	172	811
LT-V	Advertisements and Hoardings				
	All Units	400 Rs/month	1175	316	1491
LT-VI	LT- Street Lights				
	All Units	200 Rs/KVA/month	566	152	718
LT-VII (A)	Temporary Supply Religious (TSR)				
	All Units	200 Rs/month	323	87	410
LT-VII (B)	Temporary Supply Others (TSO)				
	All Units	200 Rs/month	939	253	1192
LT-VIII	LT- Crematorium & Burial Grounds				
	All Units	150 Rs/month	310	83	393
LT-IX (A)	LT - Hospitals & Educational Institutions (0 to 20 KW)				
	All Units	250 Rs/month	680	183	863
LT-IX (B)	LT - Hospitals & Educational Institutions (Above 20 KW)				
	All Units	200 Rs/KVA/month	680	183	863
HT-I	HT- Industry				
	All Units	200 Rs/KVA/Month	590	159	749
HT-II	HT- Commercial				
	All Units	200 Rs/KVA/Month	635	171	806

HT-III	HT- Group Housing Society				
	All Units	200 Rs/KVA/Month	340	91	431
HT-IV	HT- Temporary Supply				
	All Units	250 Rs/month	865	233	1098
HT-V	HT - Hospitals & Educational Institutions				
	All Units	200 Rs/KVA/Month	560	151	711
TDLR	Transport Division Loss Recovery				
	ToD tariff applicable for the categories LT-II(A) (optional), LT-II(B), LT-II(C), LT-III & LT IX (A) (optional), LT-IV, HT-I, HT-II & HT-V				
	Time Slot	Tariff over & above base tariff			
	0600 hrs to 0900 hrs	0	Paise/kWh		
	0900 hrs to 1200 hrs	50	Paise/kWh		
	1200 hrs to 1800 hrs	0	Paise/kWh		
	1800 hrs to 2200 hrs	100	Paise/kWh		
	2200 hrs to 0600 hrs	-75	Paise/kWh		
	Power Factor Incentive for all HT categories, LT-II (B) & (C), LT-IV categories and LT-IX (B) categories				
	1% of the monthly bill (excluding Taxes and Duties) at PF level of 0.96 in the range of 0.955 to 0.964 PF				
	2% of the monthly bill (excluding Taxes and Duties) at PF level of 0.97 in the range of 0.965 to 0.974 PF				
	3% of the monthly bill (excluding Taxes and Duties) at PF level of 0.98 in the range of 0.975 to 0.984 PF				
	5% of the monthly bill (excluding Taxes and Duties) at PF level of 0.99 in the range of 0.985 to 0.994 PF				
	7% of the monthly bill (excluding Taxes and Duties) at PF level of 1.00 in the range of 0.995 to 1.000 PF				
	Power Factor Penalty for all HT categories, LT-II (B) & (C), LT-IV and LT-IX (B) categories				
	2% of the monthly bill (excluding Taxes and Duties) at PF level of 0.89 in the range of 0.885 to 0.894 PF				
	3% of the monthly bill (excluding Taxes and Duties) at PF level of 0.88 in the range of 0.875 to 0.884 PF				
	4% of the monthly bill (excluding Taxes and Duties) at PF level of 0.87 in the range of 0.865 to 0.874 PF				
	5% of the monthly bill (excluding Taxes and Duties) at PF level of 0.86 in the range of 0.855 to 0.864 PF				
	6% of the monthly bill (excluding Taxes and Duties) at PF level of 0.85 in the range of 0.845 to 0.854 PF				
	7% of the monthly bill (excluding Taxes and Duties) at PF level of 0.84 in the range of 0.835 to 0.844 PF				
	8% of the monthly bill (excluding Taxes and Duties) at PF level of 0.83 in the range of 0.825 to 0.834 PF				
	9% of the monthly bill (excluding Taxes and Duties) at PF level of 0.82 in the range of 0.815 to 0.824 PF				
	10% of the monthly bill (excluding Taxes and Duties) at PF level of 0.81 in the range of 0.805 to 0.814 PF				
	Load Factor Incentive for the category HT-1 & HT-2 only				
	0.75% on the energy charges for every 1% increase in LF from 75% to 85%				
	1% on the energy charges for every 1% increase in LF from 85%				
	Total rebate under this head will be subject to a ceiling of 15% of the energy charges.				
	1% Propt payment rebate on monthly bill (excluding Taxes and Duties) for all category consumers.				
	2% Delayed payment charges on the total electricity bill (including Taxes and Duties) for payment after due date.				
	Assumed Power Factor				
	90%				
	Fuel cost adjustment charge shall be applicable for all categories of consumers and will be charged over and above the tariffs.				
	Reference : BEST Ref No. DCERC/C-4/312/2012 dated 23.10.2012				

ELECTRICITY TARIFF IN MUMBAI (RELIANCE ENERGY) w.e.f. 15.06.2009

Category No.	Category of Service	Fixed/ Demand Charge	Energy Charge (Paise/kWh)
LT-1	LT- RESIDENTIAL		
	Below poverty line (BPL)		
	For consumption upto 30 units/month	3 Rs/Month	40
	Other Residential		
	0-100 KWh/Month	30 Rs/Month	296
	101-300 KWh/Month	50 Rs/Month	556
	301-500 KWh/Month		916
	Above 500 KWh/Month	100 Rs/Month	1061
Additional Fixed charge @		100 Rs./ 10 KW or part thereof above 10 KW load	
Fixed Charge of Rs. 100 per month will be levied on residential consumers availing 3 phase supply.			
LT-2	LT- NON-RESIDENTIAL OR COMMERCIAL		
	(a) 0-20 kW	200 Rs/Month	795
	(b) >20 kW and ≤ 50 kW	150 Rs/kVA/Month	1026
	(c) >50 kW		1091
LT-3	LT- INDUSTRIAL LOAD UPTO & INCLUDING 20 KW		
	0-20 kW	200 Rs/Month	776
LT-4	LT- INDUSTRIAL LOAD ABOVE 20 KW		
	Above 20 kW	150 Rs/kVA/Month	741
LT-5	LT- ADVERTISEMENT & HOARDINGS		
		200 Rs/Month	1766
LT-6	LT- STREET LIGHTS		
		150 Rs/kVA/Month	831
LT-7 (A)	LT- TEMPORARY SUPPLY RELIGIOUS		
		200 Rs/Connection/Month	381
LT-7 (B)	LT- TEMPORARY SUPPLY OTHERS		
		200 Rs/Connection/Month	1581
LT-8	LT- CREMATORIUM & BURIAL GROUNDS		
		200 Rs/Connection/Month	381
LT-9	LT- AGRICULTURE		
		15 Rs/HP/Month	80
HT-1	HT- INDUSTRY		
		150 Rs/kVA/Month	756
HT-2	HT- COMMERCIAL		
		150 Rs/kVA/Month	841
HT-3	HT- GROUP HOUSING SOCIETY		
		150 Rs/kVA/Month	516
HT-4	HT- TEMPORARY SUPPLY		
		200 Rs/Connection/Month	1100
TIME OF THE DAY TARIFF (TOD) (in addition to the above base tariff)			
Applicable for the category LT-2(a) (optional), LT-2(b), LT-2(c), LT-3 (optional), LT-4, HT-1 & HT-2 only			
	06.00 to 09.00 Hrs.	0 Paise/kWh	
	09.00 to 12.00 Hrs.	50 Paise/kWh	
	12.00 to 18.00 Hrs.	0 Paise/kWh	
	18.00 to 22.00 Hrs.	100 Paise/kWh	
	22.00 to 06.00 Hrs.	-75 Paise/kWh	
Power Factor Incentive for the Category LT-2 (b) & (c), LT-4 & all HT			
1% of the monthly energy bill including Reliability Charge, FAC, Demand Charge etc. but excluding Taxes & Duties for every 1% increase in PF above 0.95			
5% of the monthly energy bill including Reliability Charge, FAC, Demand Charge etc. but excluding Taxes & Duties for PF of 0.99			
7% of the monthly energy bill including Reliability Charge, FAC, Demand Charge etc. but excluding Taxes & Duties for unity PF			
Power Factor Penalty for the Category LT-2,(b) & (c), LT-4 & all HT			
2% of the monthly energy bill including Reliability Charge, FAC, Demand Charge etc. but excluding Taxes & Duties for the first 1% fall in PF below 0.90			
1% of the monthly energy bill including Reliability Charge, FAC, Demand Charge etc. but excluding Taxes & Duties for each 1% fall in PF below 0.89			
Load Factor Incentive for the category HT-1 & HT-2 only			
0.75% on the energy bill (excluding Taxes & Duties) for every 1% increase in LF from 75% to 85%			
1% on the energy bill (excluding Taxes & Duties) for every 1% increase in LF from 85%			
Total rebate under this head will be subject to a ceiling of 15% of the energy charges.			
1% Prompt payment rebate on monthly bill (excluding Taxes and Duties) for all categories of consumers.			
2% Delayed payment surcharge on the total electricity bill (including Taxes and Duties) for payment after due date.			
Assumed Power Factor		90%	
Fuel cost adjustment charge shall be applicable for all categories of consumers			
Reference : Reliance Infrastructure limited Ref No. Nil dated 17.05.2013			

ELECTRICITY TARIFF IN MUMBAI (TATA POWER CO.) w.e.f. 01.09.2010

Category No.	Category of Service	Fixed Charge/Demand Charges	Energy Charge (Paise/kWh)
LT-I	LT- Residential		
	Below Poverty Line (BPL) - upto 30 units/month only	3 Rs./Month	40
	Other Residential		
	0-100 units	30 Rs./Month	105
	101-300 units	50 Rs./Month	250
	301-500 units		440
	Above 500 units (balance units)	100 Rs./Month	530
	Additional Fixed Charge	100 Rs./Month/10 KW or part thereof for load above 10 KW.	
	Fixed Charge of Rs. 100 per month will be levied on residential consumers availing 3 phase supply.		
LT-II	LT- Non-Residential or Commercial		
	(a) 0-20 kW	150 Rs./Month	425
	(b) >20 kW and upto 50 kW	150 Rs./KVA/Month	480
	(c) >50 kW		505
LT-III	LT- industrial upto 20 KW Load		
	0-20 kW	150 Rs./Month	450
LT-IV	LT- industrial above 20 KW Load		
	Above 20 kW	150 Rs./KVA/Month	510
LT-V	LT- Advertisement & Hoardings		
	All units	200 Rs./Month	1355
LT-VI	LT- Street Lights		
	All units	150 Rs./KVA/Month	400
LT-VII	LT- Temporary Supply		
	(A) Temporary Supply Religious (TSR)	200 Rs./Connection/Month	200
	(B) Temporary Supply Others (TSO)	200 Rs./Connection/Month	1100
LT-VIII	LT- Crematorium & Burial Grounds		
	All units	200 Rs./Connection/Month	200
HT-I	HT- industrial		
	All units	150 Rs./KVA/Month	500
HT-II	HT- Commercial		
	All units	150 Rs./KVA/Month	520
HT-III	HT- Group Housing Society		
	All units	150 Rs./KVA/Month	410
HT-IV	HT- Temporary Supply		
	All units	200 Rs./Connection/Month	900
HT-V	HT- Railways		
	Railways-33/22 kV (All units)	150 Rs./KVA/Month	495
	Railways-100 KV (All units)		480
TIME OF THE DAY TARIFF (TOD) (in addition to the above base tariff)			
Applicable for the category LT-II(a) (optional), LT-II(b), LT-II(c), LT-III (optional), LT-IV, HT-I & HT-II only			
	06.00 to 09.00 Hrs.	0 Paise/kWh	
	09.00 to 12.00 Hrs.	50 Paise/kWh	
	12.00 to 18.00 Hrs.	0 Paise/kWh	
	18.00 to 22.00 Hrs.	100 Paise/kWh	
	22.00 to 06.00 Hrs.	-75 Paise/kWh	
Power Factor Incentive for the Category LT-II (b) & (c), LT-IV & all HT			
1% of the monthly bill including Energy Charges, Reliability Charges, FAC, Fixed/Demand Charges but excluding Taxes & Duties for every 1% increase in PF above 0.95			
5% of the monthly bill including Energy Charges, Reliability Charges, FAC, Fixed/Demand Charges but excluding Taxes & Duties for PF of 0.99			
7% of the monthly bill including Energy Charges, Reliability Charges, FAC, Fixed/Demand Charges but excluding Taxes & Duties for unity PF			
Power Factor Penalty for the Category LT-II (b) & (c), LT-IV & all HT			
2% of the monthly bill including Energy Charges, Reliability Charges, FAC, Fixed/Demand Charges but excluding Taxes & Duties for the first 1% fall in PF below 0.90			
1% of the monthly bill including Energy Charges, Reliability Charges, FAC, Fixed/Demand Charges but excluding Taxes & Duties for each 1% fall in PF below 0.89			
Load Factor Incentive for HT-I, HT-II & HT-IV categories only			
0.75% rebate on the energy charges for every 1% increase in LF from 75% to 85%			
1% rebate on the energy charges for every 1% increase in LF from 85%			
Total rebate under this head will be subject to a ceiling of 15% of the energy charges.			
1% Prompt payment rebate on monthly bill (excluding Taxes and Duties) for all categories of consumers.			
2% Delayed payment surcharge on the total electricity bill (including Taxes and Duties) for payment after due date.			
Assumed Power Factor		90%	
Fuel cost adjustment charge shall be applicable for all categories of consumers			
Reference : Tata Power Company Ltd. Ref No. REG/CEA/11/181 dated 29.07.2011 & email dated 15th & 17th May 2013			

ELECTRICITY TARIFF IN MANIPUR w.e.f. 01.09.2012

Category No.	Category of Service	Fixed / Demand Charge	Energy Charge (Paise/kWh)
	LT SUPPLY		
CATEGORY - 1	KUTIR JYOTI SCHEME CONNECTION		
	(Single light point connection for total consumption in three months not exceeding 45 kWh)		
	(A)METERED SUPPLY		
	0-15 kWh/Month for all units	20 Rs./Month/Connection	100
	0-Above 15 kWh/Month for all units		150
	(B)UNMETERED SUPPLY	20 Rs./Month/Connection	As per Appendix No. 4(j) of Tariff Order 2012-13
CATEGORY - 2	DOMESTIC LIGHT & POWER UPTO 20 KW OF CONNECTED LOAD		
	(A)METERED SUPPLY		
	0-100 kWh/Month for all units	60 Rs./kW/Month of contracted demand	240
	0-200 kWh/Month for all units		300
	0-Above 200 kWh/Month for all units		360
	(B)UNMETERED SUPPLY	60 Rs./kW/Month of contracted demand	As per Appendix No. 4(j) of Tariff Order 2012-13
CATEGORY - 3	COMMERCIAL PURPOSES UPTO 20 KW OF CONNECTED LOAD		
	(A)METERED SUPPLY		
	0-100 kWh/Month for all units	80 Rs./kW/Month of contracted demand	330
	0-200 kWh/Month for all units		390
	0-Above 200 kWh/Month for all units		440
	(B)UNMETERED SUPPLY	80 Rs./kW/Month of contracted demand	As per Appendix No. 4(j) of Tariff Order 2012-13
CATEGORY - 4	PUBLIC LIGHTING SUPPLY		
	(A)METERED SUPPLY	60 Rs./kW/Month of contracted demand	430
	(B)UNMETERED SUPPLY	60 Rs./kW/Month of contracted demand	As per Appendix No. 4(j) of Tariff Order 2012-13
CATEGORY - 5	PUBLIC WATER WORKS		
	(A)METERED SUPPLY	100 Rs./kW/Month of contracted demand	430
	(B)UNMETERED SUPPLY	60 Rs./kW/Month of contracted demand	As per Appendix No. 4(j) of Tariff Order 2012-13
CATEGORY - 6	AGRICULTURAL & IRRIGATIONAL PURPOSE UPTO 20 KW		
	(A)METERED SUPPLY	60 Rs./kW/Month of contracted demand	250
	(B)UNMETERED SUPPLY	60 Rs./kW/Month of contracted demand	As per Appendix No. 4(j) of Tariff Order 2012-13
CATEGORY - 7	SMALL INDUSTRIAL POWER SUPPLY (Upto 20KW)		
	(A)METERED SUPPLY	60 Rs./kW/Month of contracted demand	250
	(B)UNMETERED SUPPLY	60 Rs./kW/Month of contracted demand	As per Appendix No. 4(j) of Tariff Order 2012-13

CATEGORY - 8	TEMPORARY POWER SUPPLY UPTO 20 KW		
	(A)METERED SUPPLY	80 Rs./kW/Month of contracted demand	430
HT SUPPLY (connected load above 20 kW) 11 kV and above			
CATEGORY - 1	COMMERCIAL		
	(A)METERED SUPPLY - All Units	100 Rs./kVA/Month of contracted demand	400
	(B)UNMETERED SUPPLY	100 Rs./kVA/Month of contracted demand	As per Appendix No. 4(j) of Tariff Order 2012-13.
CATEGORY - 2	PUBLIC WATER WORKS		
	(A)METERED SUPPLY - All Units	100 Rs./kVA/Month of billing demand	400
	(B)UNMETERED SUPPLY	100 Rs./kVA/Month of contracted demand	As per Appendix No. 4(j) of Tariff Order 2012-13
CATEGORY - 3	AGRICULTURE & IRRIGATION		
	(A)METERED SUPPLY - All Units	100 Rs./kVA/Month of billing demand	250
	(B)UNMETERED SUPPLY	100 Rs./kVA/Month of contracted demand	As per Appendix No. 4(j) of Tariff Order 2012-13
CATEGORY - 4	MEDIUM INDUSTRY		
	(A)METERED SUPPLY - All Units	100 Rs./kVA/Month of billing demand	330
	(B)UNMETERED SUPPLY	100 Rs./kVA/Month of contracted demand	As per Appendix No. 4(j) of Tariff Order 2012-13
CATEGORY - 5	LARGE INDUSTRY (connected load above 120 kVA/100 kW)		
	(A)METERED SUPPLY - All Units	100 Rs./kVA/Month of billing demand	380
	(B)UNMETERED SUPPLY	100 Rs./kVA/Month of contracted demand	As per Appendix No. 4(j) of Tariff Order 2012-13
CATEGORY - 6	BULK SUPPLY WITHIN THE STATE		
	(A)METERED SUPPLY - All Units	100 Rs./kVA/Month of billing demand	340
	(B)UNMETERED SUPPLY	100 Rs./kVA/Month of contracted demand	As per Appendix No. 4(j) of Tariff Order 2012-13
5 Paise/kWh rebate will be allowed for payment within due date			
2% surcharge at simple interest on outstanding principal amount for late payment for each 30 days successive period or part thereof.			
0.5% surcharge on energy charge and demand charge subject to maximum of 2.5% for every 1% fall in PF below 90%			
3% additional charge as transformation loss from consumers getting supply at HT and metered on LT side			
Assumed Power Factor		90%	
Reference : Manipur Electricity Department Letter No. 1/19/06/IPED/13666 dated 05.11.2012			

ELECTRICITY TARIFF IN MEGHALAYA w.e.f. 01.02.2012

Schedule	Category of Service	Voltage of supply	Demand/Fixed Charge	Energy Charge (P/kWh)	Monthly Minimum Charge			
KJ	Kutir Jyoti / BPL	LT	75 Rs/Month	180				
	Metered (for consumption upto 30 units/month only)							
	Un-metered							
DLT	DOMESTIC	LT	30 Rs/ KW/ Month	245	30 Rs./Month/KW or part thereof			
	First 100 units							
	Next 100 units							
	Above 200 units							
CLT	COMMERCIAL	LT	60 Rs/ KW/ Month	425	60 Rs./Month/KW or part thereof			
	First 100 units							
	Above 100 units			450				
AP	AGRICULTURE	LT	35 Rs/ KW/ Month	150	35 Rs./Month/KW or part thereof			
	All Units							
ILT	INDUSTRIAL	LT	60 Rs/ KW/ Month	380	60 Rs./Month/KW or part thereof			
	All Units							
GP	PUBLIC SERVICE (GENERAL PURPOSE)	LT	60 Rs/ KW/ Month	450	60 Rs./Month/KW or part thereof			
	All Units							
WSLT	PUBLIC WATER WORKS	LT	60 Rs/ KW/ Month	450	60 Rs./Month/KW or part thereof			
	All Units							
CRM	CREMATORIUM	LT	4800 Rs/ Month	275	4800 Rs./Month			
	All Units							
PL	PUBLIC LIGHTING (Metered Supply)	LT	60 Rs/ KW/ Month	450	60 Rs./Month/KW or part thereof			
	All Units							
(i)	PUBLIC LIGHTING (Unmetered Supply)		Rate in Rs./Lamp Point/Month					
	Incandescent Lamp							
	40 Watts		80.00					
	60 Watts		125.00					
	100 Watts		200.00					
(ii)	Special Fixtures like mercury vapour lamps and fluorescent Lamps							
	For Fluorescent Lamp							
	Upto 40 Watts					125.00		
	For Mercury Vapour Lamps							
	80 Watts		170.00					
	125 Watts		260.00					
	250 Watts		540.00					
	500 Watts		1010.00					
(iii)	Special Fixtures like Sodium vapour lamps							
	For Sodium Vapour Lamps							
	Upto 150 Watts					390.00		
	250 Watts		610.00					
DHT	Domestic	HT	115 Rs/ KVA/ Month	415	115 Rs./KVA/Month			
CHT	Commercial	HT	115 Rs/ KVA/ Month	400	115 Rs./KVA/Month			
IHT	Industrial	HT	115 Rs/ KVA/ Month	424	115 Rs./KVA/Month			
EHT	Industrial	EHT	115 Rs/ KVA/ Month	410	115 Rs./KVA/Month			
WSHT	Public Water Works	HT	115 Rs/ KVA/ Month	428	115 Rs./KVA/Month			
BS	Public Service (Bulk Supply)	HT	115 Rs/ KVA/ Month	418	115 Rs./KVA/Month			
TM	Temporary Supply	LT & HT	Fixed and energy charges shall be double the standard applicable rate for all categories					
(a)	For marriage, puja & other Festivals				80 Rs./ KW of connected load			
	Per day for the first 6 days or part thereof							
	Per day beyond 6 days but not exceeding 30 days or part thereof				73 Rs./ KW of connected load			
(b)	For others				Rate per day shall be double the applicable minimum charge per month per KW of connected load.			
2.50%	Delayed payment charges for payment made after due date is leviable on the gross amount of the bill.							
2.00	Rs per KVA per month as compensation charges shall be levied if the average monthly power factor falls below 0.85.							
	Assumed Power Factor	85%						
Reference : Meghalaya Energy Corporation Ltd. Letter No. MeECL/SE(Comm)/T-23/PT-IV/2012-13/12 dated 20.11.2012								

ELECTRICITY TARIFF IN MIZORAM w.e.f. 01.08.2012

Category No.	Category of Service	Fixed / Demand Charge	Energy Charge (Paise/kWh)
	LT SUPPLY		
CATEGORY - 1	KUTIR JYOTI SCHEME CONNECTION		
	(Single light point connection for total consumption in three months not exceeding 45 kWh)		
	(A)METERED SUPPLY		
	1-15 kWh/Month for all units	10 Rs./Month/Connection	100
	16-30 kWh/Month for all units		120
Above 30 kWh/Month for all units	170		
(B)UNMETERED SUPPLY	10 Rs./Month/Connection	As per JERC Supply Code Regulations - 2010	
CATEGORY - 2	DOMESTIC LIGHT & POWER UPTO 50 KW OF CONNECTED LOAD		
	(A)METERED SUPPLY		
	1-50 kWh/Month for all units	25 Rs./kW/Month of contracted demand	170
	51-100 kWh/Month for all units		210
	101-200 kWh/Month for all units		280
Above 200 kWh/Month for all units	390		
(B)UNMETERED SUPPLY	30 Rs./kW/Month of contracted demand	As per JERC Supply Code Regulations - 2010	
CATEGORY - 3	COMMERCIAL PURPOSES UPTO 50 KW OF CONNECTED LOAD		
	(A)METERED SUPPLY		
	1-100 kWh/Month for all units	50 Rs./kW/Month of contracted demand	260
	101-200 kWh/Month for all units		400
	Above 200 kWh/Month for all units		445
(B)UNMETERED SUPPLY	60 Rs./kW/Month of contracted demand	As per JERC Supply Code Regulations - 2010	
CATEGORY - 4	PUBLIC LIGHTING SUPPLY		
	(A)METERED SUPPLY (All Units)	50 Rs./kW/Month of contracted demand	475
	(B)UNMETERED SUPPLY	50 Rs./kW/Month of contracted demand	As per JERC Supply Code Regulations - 2010
CATEGORY - 5	PUBLIC WATER WORKS		
	(A)METERED SUPPLY (All Units)	50 Rs./kW/Month of contracted demand	440
	(B)UNMETERED SUPPLY	50 Rs./kVA/Month of contracted demand	As per JERC Supply Code Regulations - 2010
CATEGORY - 6	IRRIGATION & AGRICULTURE PURPOSE UPTO 50 KW		
	(A)METERED SUPPLY (All Units)	20 Rs./kW/Month of contracted demand	120
	(B)UNMETERED SUPPLY	20 Rs./kW/Month of contracted demand	As per JERC Supply Code Regulations - 2010

CATEGORY - 7	INDUSTRIAL POWER SUPPLY (Upto 50KW)		
	(A)METERED SUPPLY		
	1-400 kWh/Month for all units	50 Rs./kW/Month of contracted demand	300
	Above 400 kWh/Month for all units		350
	(B)UNMETERED SUPPLY	60 Rs./kW/Month of contracted demand	As per JERC Supply Code Regulations - 2010
CATEGORY - 8	TEMPORARY POWER SUPPLY		
	(A)METERED SUPPLY (All Units)	50 Rs./kW/Month of contracted demand	600
	(B)UNMETERED SUPPLY	50 Rs./kW/Month of contracted demand	As per JERC Supply Code Regulations - 2010
HT SUPPLY (60 kVA & above/ exeding 50 kW/ 67 HP)			
CATEGORY - 1	DOMESTIC		
	(A)METERED SUPPLY	30 Rs./kVA/Month of billing demand	330
	(B)UNMETERED SUPPLY	30 Rs./kVA/Month of contracted demand	As per JERC Supply Code Regulations - 2010
CATEGORY - 2	COMMERCIAL		
	(A)METERED SUPPLY	60 Rs./kVA/Month of billing demand	420
	(B)UNMETERED SUPPLY	60 Rs./kVA/Month of contracted demand	As per JERC Supply Code Regulations - 2010
CATEGORY - 3	PUBLIC WATER WORKS		
	(A)METERED SUPPLY	80 Rs./kVA/Month of billing demand	420
	(B)UNMETERED SUPPLY	80 Rs./kVA/Month of contracted demand	As per JERC Supply Code Regulations - 2010
CATEGORY - 4	IRRIGATION & AGRICULTURE		
	(A)METERED SUPPLY	30 Rs./kW/Month of billing demand	120
	(B)UNMETERED SUPPLY	30 Rs./kVA/Month of contracted demand	As per JERC Supply Code Regulations - 2010
CATEGORY - 5	INDUSTRIAL		
	(A)METERED SUPPLY	80 Rs./kVA/Month of billing demand	330
	(B)UNMETERED SUPPLY	80 Rs./kVA/Month of contracted demand	As per JERC Supply Code Regulations - 2010
CATEGORY - 6	BULK SUPPLY WITHIN THE STATE		
	(A)METERED SUPPLY	80 Rs./kVA/Month of billing demand	330
	(B)UNMETERED SUPPLY	80 Rs./kVA/Month of contracted demand	As per JERC Supply Code Regulations - 2010
5 Paise/kWh rebate will be allowed for payment within due date.			
2% surcharge on outstanding amount for late payment for each 30 days successive period or part thereof.			
0.5% surcharge on energy charge and demand charge subject to maximun of 2.5% for every 1% fall in PF below 85%			
3% additional charge as transformation loss from consumers getting supply at HT and metered on LT side			
Assumed Power Factor		85%	
Reference : Power & Electricity Department, Mizoram Letter No. T-18011/11/11-EC(P)/Com/54 dated 29.10.2012			

ELECTRICITY TARIFF IN NAGALAND w.e.f. 01.04.2012

Category	Category of Service	Energy Charge (Paise/kWh)	Minimum Charge
A	DOMESTIC		
	a) 0 to 30 kWh	290	100 Rs./Month/KW of contract Demand or part thereof
	b) 31 to 100 kWh	395	
	c) 101 to 250 kWh	455	
d) > 250 kWh	520		
B	INDUSTRIAL		
	a) < 500 kWh	360	150 Rs./Month/KVA of contract Demand or part thereof
	b) 501 to 5000 kWh	415	
c) > 5000 kWh	470		
C	BULK	445	150 Rs./Month/KVA of contract Demand or part thereof
D	COMMERCIAL		
	a) < 60 kWh	475	150 Rs./Month/KW of contract Demand or part thereof
	b) 61 to 240 kWh	570	
c) > 240 kWh	650		
E	PUBLIC WATER WORKS	420	75 Rs./Month/KVA of contract Demand or part thereof
F	PUBLIC LIGHT	To be recovered from consumers *	
G	AGRICULTURE	240	50 Rs./Month/HP of contract Demand or part thereof
H	TEMPORARY CONNECTION		
	DLF	700	
	Others	950	
	KUTIR JYOTI (POINT)	Same as DLF	
	SINGLE POINT METERED RURAL	280	
	SINGLE POINT METERED URBAN	310	
* Charges for public lighting have to be recovered from the consumers of Domestic, Commercial, Industrial and Bulk categories at the rate shown below :			
	Domestic	10 Rs./Connection /Month	
	Commercial	15 Rs./Connection /Month	
	Industrial	20 Rs./Connection /Month	
	Bulk Supply	25 Rs./Connection /Month	
10 Paise/kWh as surcharge for delayed payment shall be levied to all category of consumers.			
Assumed Power Factor		85%	
Reference : Nagaland Electricity Regulatory Commission's website			

ELECTRICITY TARIFF IN ORISSA w.e.f. 01.04.2012

Sl. No.	Category of Consumers	Demand Charge (Rs./KW/Month) / (Rs./KVA/Month)	Energy Charge (P/kWh)	Customer Service Charge (Rs/Month)	Monthly Minimum Fixed charge for first KW or part (Rs.)	Monthly Fixed charge for any additional KW or part (Rs.)	Rebate (P/kWh) / DPS
LT CATEGORY							
1	DOMESTIC						
1.a	Kutir Jyoti <= 30 kWh/Month	FIXED MONYHLY CHARGE ----->			60		
1.b	OTHERS						
	0 - 50 kWh/Month		220		20	15	10 P/kWh
	51 - 200 kWh/Month		390				
	201 - 400 kWh/Month		490				
	Above 400 kWh/Month		530				
2	GENERAL PURPOSE < 110 KVA						
	0 - 100 kWh/Month		500		30	25	10 P/kWh
	100 - 300 kWh/Month		610				
	Above 300 kWh/Month		680				
3	Irrigation Pumping & Agriculture		110		20	10	10 P/kWh
4	Allied Agricultural Activities		120		20	10	10 P/kWh
5	Allied Agro-Industrial Activities		380		80	50	DPS/Rebate
6	PUBLIC LIGHTING		530		20	15	DPS/Rebate
7	L. T. INDUSTRIAL (S) SUPPLY <22 KVA		530		80	35	10 P/kWh
8	L. T. INDUSTRIAL (M) SUPPLY >=22 KVA <110 KVA		530		100	50	DPS/Rebate
9	SPECIFIED PUBLIC PURPOSE		530		50	50	DPS/Rebate
10	PUBLIC WATER WORKS & SWERAGE PUMPING <110KVA		530		50	50	10 P/kWh
11	PUBLIC WATER WORKS & SWERAGE PUMPING >=110KVA	200	530	30			10 P/kWh
12	GENERAL PURPOSE >= 110KVA	200	530	30			DPS/Rebate
13	LARGE INDUSTRY	200	530	30			DPS/Rebate
HT CATEGORY							
14	BULK SUPPLY - DOMESTIC	15	400	250			10 P/kWh
15	IRRIGATION PUMPING & AGRICULTURE	30	100	250			10 P/kWh
16	ALLIED AGRICULTURAL ACTIVITIES	30	110	250			10 P/kWh
17	ALLIED AGRO-INDUSTRIAL ACTIVITIES	50	370	250			DPS/Rebate
18	SPECIFIED PUBLIC PURPOSE	250		250			DPS/Rebate
19	GENERAL PURPOSE >70KVA & <110 KVA	250		250			10 P/kWh
20	H. T. INDUSTRIAL (M) SUPPLY	250		250			DPS/Rebate
21	GENERAL PURPOSE >=110KVA	250		250			DPS/Rebate
22	PUBLIC WATER WORKS & SWERAGE PUMPING	250		250			10 P/kWh
23	LARGE INDUSTRY	250		250			DPS/Rebate
24	POWER INTENSIVE INDUSTRY	250		250			DPS/Rebate
25	MINI STEEL PLANT	250		250			DPS/Rebate
26	RAILWAY TRACTION	250		250			DPS/Rebate
27	EMERGENCY SUPPLY TO CGP	0	700	250			DPS/Rebate
28	COLONY CONSUMPTION	0	450	0			DPS/Rebate

EHT CATEGORY							
29	GENERAL PURPOSE	250	As indicated below	700			DPS/Rebate
30	LARGE INDUSTRY	250		700			DPS/Rebate
31	RAILWAY TRACTION	250		700			DPS/Rebate
32	HEAVY INDUSTRY	250		700			DPS/Rebate
33	POWER INTENSIVE INDUSTRY	250		700			DPS/Rebate
34	MINI STEEL PLANT	250		700			DPS/Rebate
35	EMERGENCY SUPPLY TO CGP	Nil	690	700			DPS/Rebate
36	COLONY CONSUMPTION	Nil	440	Nil			DPS/Rebate
Energy Charges for HT consumers							
	With Load Factor	<=50%		495			
	With Load Factor	>50%<=60%		450			
	With Load Factor	>60%		395			
Energy Charges for EHT consumers							
	With Load Factor	<=50%		490			
	With Load Factor	>50%<=60%		445			
	With Load Factor	>60%		390			
1% rebate for payment within 3 working days for others who are not availing rebate of 10 P/Kwh							
Power Factor incentive for HT & EHT consumers							
1% on the monthly demand charges and energy charges for every 1% rise above the 97% PF up to and including 100%							
Delayed payment Surcharge (DPS)							
1.25% Per month Charged for every day of delay							
Power Factor penalty for HT & EHT consumers							
0.5% on the monthly demand charges and energy charges for every 1% fall in pf from 92% upto and including 70% plus							
1% on the monthly demand charges and energy charges for every 1% fall in pf below 70% upto and including 30% plus							
2% on the monthly demand charges and energy charges for every 1% fall in pf below 30%							
1.25% Per month Delayed Payment Surcharge for every day of delay on the unpaid amount of categories of consumers mentioned above at S.No. 5,6,8,12,13,17,18,20,23,24,26,27,28 and 34.							
Assumed Power Factor		92%					
Reference: OERC website							

ELECTRICITY TARIFF IN PUDUCHERRY w.e.f. 01.06.2012

Consumer Category	Category of Service	Fixed / Demand Charge	Service Charge	Energy Charge (P/kWh)	Minimum Charge
LOW TENSION SUPPLY (Load shall not exceed 4 kW for 1 phase & 130 HP or 97 kW for 3 phase)					
A2	Domestic				
	0 - 100 units/month	10 Rs/month		60	
	101 - 200 units/month	10 Rs/month		95	
	201 - 300 units/month	15 Rs/month		180	
	Above 300 units/month	15 Rs/month		235	
A3	Hut Services (bonafide hut services with only two numbers of 40 W Florescent Tube lights)	20 Rs/Month			
A1	Commercial				
	0 - 100 units/month	30 Rs/month		250	
	101 - 250 units/month	30 Rs/month		370	
	Above 250 units/month	30 Rs/month		430	
D	Agricultural Services (Connected load 3 HP & above)				
D1	i) Small Farmers (Total holding upto 2.5 acres of wet land or 5 acre of dry land)	50 Rs/HP/Annum			
	ii) Other Farmers	200 Rs/HP/Annum	225 Rs./Annum		
Note:	Load below 3 HP charged under Tariff category A1				
D2	Cottage Industries / Horticulture/ Poultry Farms	Tariff rates as applicable in case of Domestic Consumers			
	Public Lighting			350	
C-1	Industrial				
	Upto 1000 units/month	30 Rs/month		340	
	Above 1000 units/month	30 Rs/month		365	
C-2	Water Tanks (entire consumption)	30 Rs/month		380	
HIGH TENSION SUPPLY (supply @ 11kV or 22kV, 33kV for CD upto 5000 kVA & 110kV or 132kV for CD beyond 5000 kVA)					
HT-I	a) Industries with Contracted Maximum Demand upto 2000 KVA				
	(i) Upto 100000 units/Month	180 Rs/KVA/Month		350	
	(ii) Above 100000 units/Month			365	
	b) Industries with Contracted Maximum Demand above 2000 KVA & upto 5000 KVA	190 Rs/KVA/Month		380	
	c) Industries with Contracted Demand above 5000 KVA	190 Rs/KVA/Month		400	
HT-II	High Tension (For State & Central Govt. Establishments)	220 Rs/KVA/Month		340	
HT-III	High Tension (For Industries at 110 KV or 132 KV)	180 Rs/KVA/Month		365	
	Temporary Supply				
	(a) Lights or combined installation of lights and fans, Motive Power, Heating and others			600	200 Rs./connection/Month
	(b) Special Illumination			750	500 Rs./connection/Month
	(c) Construction and testing purpose for load exceeding 130 HP or 97 KW			600	500 Rs./connection/Month
Power Factor Incentive					
1% Rebate on billed energy charges for each 1% increase in power factor above 95%					
Assumed Power factor		90%			
Reference : Joint Electricity Regulatory Commission letter No. 16/17/2011-JERC dated 13.06.2012					

ELECTRICITY TARIFF IN PUNJAB w.e.f. 01.04.2012

Sl. No.	Category of Service	Demand/Fixed Charge	Energy Charge (P/kWh)	Monthly Minimum Charge
A	PERMANENT SUPPLY			
1	DOMESTIC SUPPLY			
	a) Upto 100 kWh/Month		409	46 Rs./KW for loads upto 100 KW
	b) 101 to 300 kWh/Month		549	41 Rs./KVA for loads exceeding 100 KW
	c) Above 300 kWh/Month		581	
	Domestic consumers belonging to SC category & Non-SC BPL category with connected load upto 1000 watts will be given 200 units free power per month in view of GoP subsidy.			
2	NON-RESIDENTIAL		603	166 Rs./KW for loads upto 100 KW 149 Rs./KVA for loads exceeding 100 KW
3	PUBLIC LIGHTING		603	As per 8 Hours/ Day
4	AGRICULTURAL PUMPSETS			
	i) Without GoP Subsidy (Metered)		418	or 339 Rs./BHP/Month
	ii) With Govt. Subsidy		Nil	
5	AP High - Technology		418	
6	INDUSTRIAL SUPPLY			
	a) Small Power (SP)		510	137 Rs./KW
	b) Medium Supply (MS)		561	182 Rs./KW
	c) Large Supply (LS)			
	i) General Industry		561	163 Rs./KVA
	ii) PIU		561	429 Rs./KVA
	iii) Arc Furnace		561	429 Rs./KVA
7	BULK SUPPLY (including MES)			
	HT		559	268 Rs./KVA
	LT		587	
8	RAILWAY TRACTION		603	275 Rs./KVA
B	Seasonal Industry: Cotton ginning, pressing and bailing plant, rice shellers/hullers mills, kinnow grading and waxing centres, rice bran stabilization units (without T.G. sets) (SP, MS, LS)			
	a) During season (1st Sept. to 31st May next year)			
	SP		510	502 Rs./KW
	MS		561	502 Rs./KW
	LS		561	452 Rs./KVA

	b) Off season			
	SP		603	NA
	MS		644	NA
	LS		644	NA
C	Ice Factory & Ice Candies and Cold storage			
	a) During season (April to July)			
	SP		510	683 Rs./KW
	MS		561	683 Rs./KW
	LS		561	615 Rs./KVA
	b) Off season (August to March next year)			
	SP		510	137 Rs./KW
	MS		561	137 Rs./KW
	LS		561	122 Rs./KVA
D	GOLDEN TEMPLE,AMRITSAR AND DURGIANA TEMPLE,AMRITSAR			
	(a) First 2000 kWh/Month		Free	NA
	(b) Beyond 2000 kWh/Month		467	NA
E	TEMPORARY SUPPLY			
	i) Domestic		995	843 Rs. OR 168 Rs/KW whichever is higher
	ii) NRS		995	1687 Rs. OR 423 Rs/KW whichever is higher
	iii) Industrial (SP,MS & LS)	Relevant Industrial Tariff as per A (6) above for permanent supply + 100%		676 Rs/KW of sanctioned load for SP & MS 607 Rs./KVA for LS
	iv) Wheat thresher	---do---		---do---
	v) Fairs, Exhibitions & Melas, congregations	Bulk supply tariff as at A (7) +50 %		6752 Rs.per service
	vi) Touring Cinemas			
	a) Lights & fans		995	1687 Rs. OR
	b) Motive load	Existing rate of Industrial permanent supply		423 Rs/KW of sanctioned load whichever is
Assumed Power Factor		90%		
Reference : Punjab State Power Corporation Limited Memo No. 1297 dated 26.11.2012				

ELECTRICITY TARIFF IN RAJASTHAN w.e.f. 10.08.2012

Category	Category of Service	Demand/Fixed Charge	Energy Charge	Minimum charge
DS/LT - 1	DOMESTIC SERVICE			
	BPL Consumers upto 50 units	80 Rs./Month	275 Paise/kWh	
	Small Domestic			
	Upto 50 kWh/Month	80 Rs./Month	300 Paise/kWh	
	General Domestic			
	0 - 50 kWh/Month	160 Rs./Month	300 Paise/kWh	
	51 - 150 kWh/Month		465 Paise/kWh	
	151 - 300 kWh/Month	175 Rs./Month	485 Paise/kWh	
Above 300 kWh/Month	210 Rs./Month	515 Paise/kWh		
10.00%	Rebate in Energy Charge for Domestic Consumers in Rural Areas shall be allowed. But where more than blok hours supply of electricity is provided, 10% rebate in energy charges shall not be available.			
NDS/LT - 2	NON-DOMESTIC SERVICE			
	(a) Sanctioned connected load upto 5 KW			
	0 - 100 kWh/Month	175 Rs./Month	560 Paise/kWh	
	101 - 200 kWh/Month		600 Paise/kWh	
	Above 200 kWh/Month	210 Rs./Month	625 Paise/kWh	
	(b) Sanctioned connected load above 5 KW but maximum demand upto 50 KVA			
	0 - 100 kWh/Month	70 Rs./Month/KW of sanctioned connected load	560 Paise/kWh	
	101 - 200 kWh/Month		600 Paise/kWh	
Above 200 kWh/Month	625 Paise/kWh			
PSL/LT - 3	PUBLIC STREET LIGHTING			
	(i) In Panchayats/Municipal areas having population below 1-Lakh	65 Rs./Month(Maximum Rs. 650/Connection)	490 Paise/kWh	
	(ii) In Municipal areas having population of 1-Lakh and above	80 Rs./Month (Maximum Rs. 1200/Connection)	530 Paise/kWh	
AG/LT - 4	AGRICULTURE			
AG/MS/LT-4	(A) Metered Supply			
AG/FR/LT-4	(i) General category (getting supply block hours)	15 Rs./HP /Month (Max. Rs 250/month /consumer)	225 Paise/kWh	
	(ii) All others not covered under (i) above and getting more than block	30 Rs./HP /Month (Max. Rs 500/month /consumer)	385 Paise/kWh	
	(B) Fiat Rate Supply			
	(i) General category (getting supply in block hours)	15 Rs./HP/Month (Max. Rs 250/month /consumer)	285 Rs /HP/month	
(ii) All others not covered under (i) above and getting more than block	30 Rs./HP/Month (Max. Rs 500/month /consumer)	430 Rs /HP/month		
SP/LT - 5	SMALL INDUSTRIAL SERVICE			
	For Connected Laod upto 5 KW			
	Upto 500 units/month	50 Rs./HP/Month of sanctioned connected load	450 Paise/kWh	
	Above 500 units/month		485 Paise/kWh	
	For Connected Load above 5 KW but not exceeding 18.65 KW (25 HP)			
	Upto 500 units/month	50 Rs./HP/Month of sanctioned connected load	450 Paise/kWh	
Above 500 units/month		485 Paise/kWh		

MP/LT - 6	MEDIUM INDUSTRIAL SERVICE		
	Connected Load above 25 HP/18.65 KW but not exceeding 150	60 Rs./HP/Month of sanctioned connected load or Rs	525 Paise/kWh
ML/LT- 7	BULK SUPPLY FOR MIXED LOAD		
	For Connected Load upto 5 KW	60 Rs./HP/Month of sanctioned connected load	525 Paise/kWh
	For Connected Load above 5 KW but maximum demand upto 50 KVA		
	HIGH TENSION		
DS/HT-1	DOMESTIC SERVICE	140 Rs./KVA/Month of billing demand.	495 Paise/kWh
10%	Rebate in Energy Charge for Domestic Consumers in Rural Areas shall be allowed. But where more than blok hours supply of electricity is provided, 10% rebate in energy charges shall not be available.		
NDS/HT-2	NON-DOMESTIC SERVICE	140 Rs./KVA/Month of billing demand.	625 Paise/kWh
MP/HT-3	MEDIUM INDUSTRIAL SERVICE (11 kV)	125 Rs./KVA/Month of billing demand.	525 Paise/kWh
ML/HT-4	BULK SUPPLY FOR MIXED LOAD	125 Rs./KVA/Month of billing demand.	525 Paise/kWh
LP/HT - 5	LARGE INDUSTRIAL SERVICE INCLUDING RAILWAY TRACTION		
	For sanctioned load above 150 HP or CD above 125 KVA	140 Rs./KVA/Month of billing demand.	550 Paise/kWh
REBATE FOR SUPPLY AT HIGHER VOLTAGE (Base Voltage-11 kV) IN CASE OF HT TARIFF			
3.00% Rebate on the billed amount for the month if consumer takes supply at 33 KV			
4.00% Rebate on the billed amount for the month if consumer takes supply at 132 KV			
5.00% Rebate on the billed amount for the month if consumer takes supply at 220 KV			
2.00% delayed payment surcharge on unpaid dues in case of all categories of consumers except Large Industrial Service (Schedule LP/HT-5) and Temporary supply			
0.1% per day till unpaid amount of the bill is paid in full as Late Payment Surcharge on unpaid dues in case of Large Industrial Service (Schedule LP/HT-5)			
3.00% shall be added to the recorded energy consumption and demand, to cover transformation losses for HT consumers if metering is done on low voltage side			
7.50% rebate on the billed amount for LT consumers if supply is provided at HT and metering is done on high voltage side			
For all HT consumers if demand is more than 105% of contract demand, an extra charge applicable equal to the same percentage of fixed and energy charges(excluding the Electricity Duty and other Charges, if any) by which percentage the excess demand has actually been caused.			
POWER FACTOR INCENTIVE / SURCHARGE			
1% Incentive on energy charges shall be provided if average power factor is above 95% for each 1% improvement above 95%			
1% surcharge on energy charges shall be charged if average power factor falls below 90% for every 1% fall in average power factor below 90%			
STANDARD PRESCRIBED VOLTAGES FOR HT CONSUMERS			
Contract Demand		Voltage of Supply	
Upto 1500 KVA		11 KV	
Above 1500 KVA upto 5000 KVA		33 KV	
5000 KVA & above		132 KV or 220 KV	
ASSUMED POWER FACTOR		90%	
Reference : Jodhpur Vidyut Vitran Nigam Ltd. Letter No.: Jd.vvni/CE(HQ)/SE(RA-C)/F./D 3316 dated 08.11.2012			
Ajmer Vidyut Vitran Nigam Limited letter No. AVVNL/Dy.CE (C) XEN-I/F. /2012/D 3599 dated 17.10.2012			

ELECTRICITY TARIFF IN SIKKIM w.e.f. 01.04.2012

Category No	Category of Service	Fixed/Demand Charge	Energy Charge	Minimum Charge
I (DS)	DOMESTIC SUPPLY			
	Upto 50 KWh/Month		110 Paise/KWh	40 Rs/Month for single phase supply
	51 to 100 KWh/Month		225 Paise/KWh	200 Rs/Month for three phase supply
	101 to 200 KWh/Month		345 Paise/KWh	
	201 to 400 KWh/Month		415 Paise/KWh	
	Consumption exceeding 400 KWh/Month		440 Paise/KWh	
II (CS)	COMMERCIAL SUPPLY			
	Upto 50 KWh/Month		275 Paise/KWh	150 Rs/Month for single phase supply
	51 to 200 KWh/Month		440 Paise/KWh	400 Rs/Month for three phase supply
	201 to 400 KWh/Month		470 Paise/KWh	
	Consumption exceeding 400 KWh/Month		500 Paise/KWh	
III (LTIS)	L.T. INDUSTRIAL SUPPLY (LOAD NOT EXCEEDING 25 KVA)			
	a) Villages			
	Upto 500 KWh/Month		220 Paise/KWh	50 Rs./KVA/Month
	501 to 1000 KWh/Month		385 Paise/KWh	
	Consumption exceeding 1000 KWh/Month		495 Paise/KWh	
	b) Cities/Towns/Bazar			
	Upto 500 KWh/Month		445 Paise/KWh	90 Rs./KVA/Month
501 to 1000 KWh/Month		505 Paise/KWh		
	Consumption exceeding 1000 KWh/Month		565 Paise/KWh	
IV (HTS)	HIGH TENSION SUPPLY (above 3.3 KV, three-phase)			
	Upto 100 KVA	145 Rs./KVA/Month	250 Paise/KWh	Demand charges
	Above 100 KVA to 250 KVA	180 Rs./KVA/Month	290 Paise/KWh	
	Above 250 KVA	220 Rs./KVA/Month	330 Paise/KWh	
V (BS)	BULK SUPPLY (NON COMMERCIAL SUPPLY)			
	i) LT (430/230 Volts) - all consumptions		500 Paise/KWh	145 Rs./Month/KVA of sanctioned load for LT supply
	ii) HT (11 KV or 66 KV) - all consumptions		515 Paise/KWh	130 Rs./Month/KVA of sanctioned load for HT supply
VI	SUPPLY TO ARMY PENSIONERS			
	i) Upto 100 KWh/Month ii) 101 and above		Domestic rate is applicable	As per Domestic Supply Category
VII	SUPPLY TO BLIND			
	i) Upto 100 KWh/Month ii) 101 and above		Domestic rate is applicable	As per Domestic Supply Category
VIII (SPW)	SUPPLY TO THE PLACES OF WORSHIP			
	i) Having 3 Light points			
	a) Upto 100 KWh/Month			
	b) Above 101 KWh/Month			
	ii) Having 4 to 6 Light points			
	a) Upto 150 KWh/Month			
	b) Above 151 KWh/Month			
	iii) Having 7 to 12 Light points			
	a) Upto 300 KWh/Month			
	b) Above 301 KWh/Month			
	iv) Having 13 and more Light points			
	a) Upto 500 KWh/Month			
b) Above 501 KWh/Month				
IX	PUBLIC LIGHTING			
	RURAL AREAS		210 Paise/KWh	
	URBAN AREAS		385 Paise/KWh	
X	TEMPORARY SUPPLY	Tariff under schedule DS/CS/LTIS/HT for corresponding permanent supply plus 25% additional charges on the total bill.		
10% Rebate shall be allowed for timely payment of the bill in case of categories Domestic, Commercial, LTIS, HTS and Bulk Supply.				
10% Annual surcharge shall be applicable on categories Domestic, Commercial, LT Industrial, Army pensioners, blind places of worship and				
15% on categories HTS and Bulk supply				
ASSUMED POWER FACTOR		85%		
Reference : Energy & Power Department, Sikkim's website				

ELECTRICITY TARIFF IN TAMIL NADU w.e.f. 01.04.2012

Category No.	Category of Service	Demand / Fixed Charge	Energy Charge (Paise/kWh)	Minimum Charge
I	HIGH TENSION SUPPLY			
I - A	Industries, Registered Factories, Textiles, Tea estates etc.	300 Rs./KVA/month	550	
I - B	Railway Traction	250 Rs./KVA/month	550	
II - A	Government Educational Institutions, Govt. Hospitals, Water Supply etc. Places of Wor	300 Rs./KVA/month	450	
II - B	Private Educational Institutions & Hostels	300 Rs./KVA/month	550	
III	Commercial and other categories, Private Communication providers, Cinema Studios a	300 Rs./KVA/month	700	
IV	Lift Irrigation Co-op Societies for Agriculture	Nil	0	
V	Temporary Supply for construction & other purposes	300 Rs./KVA/month	950	
II	LOW TENSION SUPPLY			
I - A	Domestic, Handloom, Nutrition Centres etc.			
	Consumption range upto 50 units per month			
	0 to 50 Units	10 Rs/month	100	0
	Consumption range 51 to 100 units per month			
	0 to 100 Units	10 Rs/month	150	0
	Consumption range 101 to 250 units per month			
	0 to 100 Units	15 Rs/month	200	0
	101 to 250 Units	15 Rs/month	300	0
	Consumption range 251 & above units per month			
	0 - 100 units	20 Rs/month	300	0
101 to 250 units	20 Rs/month	400	0	
Above 251 Units	20 Rs/month	575	0	
I - B	Hand Loom Weavers 0 - 100 units bi-monthly	0 Rs/month	0	
	Above 100 units bi-monthly, credit of Rs 100 for two months will be given from the original bill			
I - B	Huts in village panchayats, TAHDCO: Metered	0	0	0
	TII meters are fixed	0	0	0
I - C	LT Bulk supply, Railway Colonies, Defence colonies etc.	50 Rs/month	400	0
II - A	Public Lighting, Water Supply, Sewer	0	550	0
	Village / Town Panchayats	0	550	0
	Municipality / Corporations	0	550	0
II - B (1)	Government & Aided Educational Institutions, Govt. Hospitals etc.	50 Rs/month	500	0
II - B (2)	Private Educational Institutions & Hostels	50 Rs/month	650	0
II - C	Places of Public Worship, Mutts			
	0 - 60 units	50 Rs/month	250	0
	Above 60 units	50 Rs/month	500	0

III - A (1)	Cottage, Tiny Industries (Upto 10 HP)					
	Upto 250 Units	15	Rs/month	350	0	
	Above 250 Units	15	Rs/month	400	0	
III - A (2)	Power Looms (upto 10 HP) incl. Winding etc.					
	Upto 250 Units	0	KW /month*	0	0	
	251 - 500 units	30	KW /month*	200	0	
	501 - 750 units	30	KW /month*	300	0	
	Above 750 Units	30	KW /month*	400	0	
*	Subject to approval of Hon'ble Commission					
III - B	Industries (above 10 HP)	30	Rs/month	550	0	
IV	Agriculture & Govt. Seed Farms & SFS: Metered					
	Till Meters are fixed	0		0	0	
V	Commercial & others (including construction for residential buildings), cinema theatres, cinema studios, private communication provides					
	0 to 50 Units	60	Rs/month	430	0	
	Above 50 units	60	Rs/month	700	0	
VI	Temporary Supply					
	Temporary activities such as construction of commercial complexes/ residential building/ complexes of more than 12 dwelling units	0		1050	100	Rs./KW or part of CL thereof per day
	Lavish illuminations	0		1050	0	
Any High Tension Supply involving a sanctioned demand 5000 KVA and above shall be given supply at 33 KV and above.						
In case of existing High Tension Consumers with sanctioned demand above 5000 KVA but availing supply at below 33 KV, extra levy over & above the normal tariff, for the entire energy consumed in Paise/kWh				10		
Power Factor Surcharge for High Tension Consumers						
Below 0.90 and upto 0.85		1.0% of the current consumption charge for every reduction of 0.01 in pf from 0.90				
Below 0.85 to 0.75		1.5% of the current consumption charge for every reduction of 0.01 in pf from 0.90				
Below 0.75		2.0% of the current consumption charge for every reduction of 0.01 in pf from 0.90				
Power Factor Surcharge for Low Tension Consumers (for categories III-B & V only)						
Below 0.85 and upto 0.75		1.0% of the current consumption charge for every reduction of 0.01 in pf from 0.85				
Below 0.75		1.5% of the current consumption charge for every reduction of 0.01 in pf from 0.85				
ASSUMED POWER FACTOR		90%				
Reference : TNEB Accounts Branch Letter No. CFC/TANGEDCO/EE/Tf.Cell/F.General/D.No.433/12 dated 12.10.2012						

ELECTRICITY TARIFF IN TRIPURA w.e.f. 01.04.2012

Category No.	Category of Service	Fixed Charge (Rs./Month)	Energy Charge (Paise/kWh)
KJ	Kutir Jyoti connection	40 Rs/Month	
A	DOMESTIC		
	Domestic Rural (0 to 30 kWh/Month)	10 Rs/Month	274
	Domestic Urban		
	0 to 50 kWh/Month	15 Rs/Month	299
	51 to 150 kWh/Month	25 Rs/Month	389
	151 to 300 kWh/Month	30 Rs/Month	469
	Above 300 kWh/Month	30 Rs/Month	549
	Above 3 KW (Three phase) - All units	40 Rs/KW/Month	544
B	COMMERCIAL		
	Small Commercial/ Pan Shop (0 to 30 kWh/Month)	15 Rs/Month	364
	0 to 150 kWh/Month	20 Rs/Month	429
	Above 150 kWh/Month	40 Rs/Month	559
	Semi Commercial - All Units	40 Rs/Month	589
	Above 3 KW (Three phase) - All units	40 Rs/KW/Month	649
	Group Consumer (Three phase) - All Units	40 Rs/KW/Month	639
C	INDUSTRIES		
	Upto 5 HP (E-R/5) - All Units	15 Rs/KW/Month	429
	Upto 5 HP (E-U/5) - All Units	20 Rs/KW/Month	449
	5 - 20 HP - All Units	30 Rs/KW/Month	499
	20 - 100 HP - All Units	40 Rs/KW/Month	529
	Above 100 HP - All Units	50 Rs/KW/Month	589
D	BULK SUPPLY - All Units	50 Rs/KW/Month	579
E	TEA, COFFEE & RUBBER GARDEN - All Units	50 Rs/KW/Month	569
	PUBLIC UTILITY		
F	WATER WORKS - All units	25 Rs/KW/Month	399
G	IRRIGATION		
	Load upto 5 HP - All Units	20 Rs/KW/Month	279
	Load above 5 HP - All Units	40 Rs/KW/Month	339
H	PUBLIC LIGHTING		
	a) Public Lighting (Panchayat) - All Units	20 Rs/KW/Month	389
	b) Public Utility (Nagar Panchayat / Municipal Area) - All Units	40 Rs/KW/Month	439
I	SPECIAL PUBLIC UTILITY		
	a) Public Utility (Nagar Panchayat / Municipal Area) - All Units	30 Rs/KW/Month	419
	b) Public Utility (Panchayat) - All Units	20 Rs/KW/Month	399
	10 Paise/kWh rebate		
	ASSUMED POWER FACTOR	85%	
	Reference: TERC Tariff Order dated 28/03/2012		

ELECTRICITY TARIFF IN UTTARAKHAND w.e.f. 01.04.2012

Schedule	Category of Service	Demand Charge	Energy Charge	Additional Surcharge #	
RTS-1	DOMESTIC				
	Unmetered Supply (Rural)				
	1) Hilly Areas*	130 Rs./Month			
	2) Other Areas	285 Rs./Month			
	* Hill areas for this purpose shall be district Pithoragarh, Almora, Bageshwar, Chamoli, Uttarkashi, Tehri, whole tract of Rudraprayag. Apart from above, Chakarata and Mussoorie tehsil of Dehradun district, Nainital tehsil of Nainital district, part of Ram Nagar tehsil after leaving remaining regularised region of Ram Nagar, part of Tanakpur municipality limit after leaving remaining part of Champawat district and part of Kotdwar municipal limit after leaving remaining part of Pauri district are also included.				
	Metered Supply				
	1) Domestic				
	1.1) Life line consumers - Below Poverty Line and Kutir Jyoti having load upto 1 KW and consumption upto 30 kWh/Month	6 Rs./Month		150 Paise/kWh	1 Rs/connection/month
	1.2) Other Domestic Consumers				
	0-100 units/month	30 Rs./Month for load upto 4 kW		230 Paise/kWh	4 Rs/connection/month
101-200 units/month	80 Rs./Month for load above 4 kW		260 Paise/kWh	8 Rs/connection/month	
Above 200 units/month			310 Paise/kWh		
2) Single Point Bulk Supply	30 Rs./KW/Month		280 Paise/kWh		
RTS-1 A	Domestic and Non-Domestic consumers in snowbound areas (All other conditions same as those in RTS-1)				
	1) Domestic				
	2) Non-domestic upto 1 KW	6 Rs./Month		150 Paise/kWh	1 Rs/connection/month
	3) Non-domestic more than 1 & upto 4 KW			205 Paise/kWh	
4) Non-domestic more than 4 KW	12 Rs./Month		310 Paise/kWh		
RTS-2	NON-DOMESTIC				
	1. Government/Government aided Educational Institutions, Government/ Municipal Hospitals and Charitable Institutions				
	(a) Upto 25 KW	30 Rs./KW/Month		370 Paise/kWh	
	(b) Above 25 KW			330 Paise/kVAh	
	2. Other Non-Domestic/ Commercial Users				
	(a) Upto 25 KW	30 Rs./KW/Month		440 Paise/kWh	
(b) Above 25 KW			440 Paise/kVAh		
3. Single Point Bulk Supply (above 50 kW for shopping complexes/multiplexe/malls)	30 Rs./KW/Month		430 Paise/kVAh		
RTS-3	PUBLIC LAMPS				
	Unmetered Supply (Rural Areas)	155 Rs./100 Watt Lamp or part thereof/month as fixed charge PLUS 60 Rs./ Month for every additional 50 Watt or part thereof		NIL	20 Rs/kW/month
Metered Supply	25 Rs./KW/Month		395 Paise/kWh		
RTS-4	PRIVATE TUBE WELLS / PUMPING SETS				
	Unmetered Supply	165 Rs./BHP/Month PLUS 20 Rs./Month for lighting load of not more than two lamps		NIL	6 Rs/BHP/month
Metered Supply	Nil		100 Paise/kWh		
RTS-5	GOVERNMENT IRRIGATION SYSTEM				
	Govt. Irrigation system upto 75 KW (100BHP)	25 Rs./KW/Month		395 Paise/kWh	12 Rs/kW/month
Govt. Irrigation system above 75 KW (100BHP)	25 Rs./KVA/Month		380 Paise/kVAh	10 Rs/kVA/month	
RTS-6	PUBLIC WATER WORKS				
		25 Rs./KW/Month		380 Paise/kVAh	20 Rs/kW/month

RTS-7	LT & HT INDUSTRY				
	1. LT Industry having contracted load upto 75 KW (100 BHP)				
	1.1 Contracted load upto 25 KW	90 Rs./KW/Month of contracted load			360 Paise/kWh
	1.2 Contracted load more than 25 KW				325 Paise/kVAh
	2. HT Industry having contracted load above 88 KVA / 75 KW (100 BHP)				
	2.1 Contracted load upto 1000 KVA (LF upto 33%)	200 Rs./KVA/Month of billable demand			285 Paise/kVAh
	(LF above 33% and upto 50%)				310 Paise/kVAh
	(LF above 50%)				340 Paise/kVAh
	2.2 Contracted load more than 1000 KVA (LF upto 33%)	260 Rs./KVA/Month of billable demand			285 Paise/kVAh
	(LF above 33% and upto 50%)				310 Paise/kVAh
	(LF above 50%)				340 Paise/kVAh
	Minimum Consumption Guarantee Charge (MCG) leviable in addition to fixed/demand charge if energy charge during a month is less than MCG at the following rates.				
	Contracted load upto 25 KW	75 kWh/kW of contracted load/month or 900 kWh/kW of contracted load/annum			
	Contracted load more than 25 KW	75 kVAh/kW of contracted load/month or 900 kVAh/kW of contracted load/annum			
Contracted load upto 1000 KVA	110 kVAh/kVA of contracted load/month or 1320 kVAh/kVA of contracted load/annum				
Contracted load more than 1000 KVA					
The rates of TOD rebate/surcharge (Paise/kVAh) for energy charges for LT Industry (with load above 25 KW) and HT Industry shall be as follows:-					
Season / Time of day	Morning peak hours	Normal hours	Evening peak hours	Off-peak hours	
Winter 01.10 to 31.03	0600-930 hrs	0930-1730 hrs	1730-2200 hrs	2200-0600 hrs	
Summer 01.04 to 30.09	--	0700-1800 hrs	1800-2300 hrs	2300-0700 hrs	
Fot LT Industry	488	325	488	293	
Fot HT Industry					
LF < 33%	510	285	510	257	
LF > 33% & < 50%	510	310	510	279	
LF > 50%	510	340	510	306	
RTS-8	MIXED LOAD (Bulk Supply for more than 50 KW)			360 Paise/kWh	
RTS-9	RAILWAY TRACTION			320 Paise/kVAh	
RTS-10	TEMPORARY SUPPLY				
	(A) Temporary supply for Illumination & Public Address System				
	(1) For Illumination/ public address/ceremonies for load upto 15 KW	1050 Rs/Day as Fixed charge			
	(2) Temporary shops set up during festivals/ melas for load upto 2 KW	65 Rs/Day as Fixed charge			
	(3) Other Temporary shops/ Jhuggi/ Jhopris for load upto 1 KW				
	3.1) Rural	95 Rs./Month/Connection as Fixed charge			
	3.2) Urban	190 Rs./Month/Connection as Fixed charge			
	(B) Other purposes (For load above 15 KW)				
	Corresponding rate in the appropriate schedule plus 25%				
	Assumed Power Factor		85%		
Note: For consumers having contracted load in kW, the contracted load for MCG purposes shall be calculated by considering a power factor of 0.85					
# Additional Surcharge shall be payable as per Hon'ble Appellate Tribunal for Electricity judgment dated 31/01/2011					
Reference : Uttarakhand Power Corporation Limited letter No. UPCL/RM/1-4/2289 dated 31.10.2012					

ELECTRICITY TARIFF IN UTTAR PRADESH w.e.f. 01.10.2012

Schedule	Category of Service	Demand/Fixed Charge	Energy Charge	Monthly Minimum Charge
LMV-1	DOMESTIC LIGHT, FAN & POWER			
	a) Consumers getting supply as per 'Rural Schedule'			
	i) Un-metered Supply	125 Rs./Connection/Month	Nil	
	ii) Metered Supply	15 Rs./KW/Month	100 Paise/kWh	
	b) Supply at Single Point for bulk loads			
	Registered Societies, multi-storied residential complexes etc. with loads 50 KW and above	50 Rs./KW/Month	375 Paise/kWh	
	c) Other Metered Domestic Consumers			
	1. Lifeline consumers: For contracted load of 1 kW and consumption upto 100 kWh/month	50 Rs./KW/Month	190 Paise/kWh	
	For contracted load of 1 kW and consumption above 100 kWh/month upto 150 kWh/month		250 Paise/kWh	
	2. Others: Consumption upto 200 kWh/month	65 Rs./KW/Month	345 Paise/kWh	
Consumption above 200 kWh/month		380 Paise/kWh		
LMV-2	NON - DOMESTIC LIGHT, FAN & POWER (for load upto 75 KW)			
	a) Consumers getting supply as per 'Rural Schedule'			
	i) Un-metered Supply	200 Rs./Connection/Month	Nil	
	ii) Metered Supply	50 Rs./KW/Month	190 Paise/kWh	
	b) Private Advertising/ Sign Posts/ Sign Boards/ Glow Signs/ Flex		1400 Paise/kWh	1000 Rs./KW/Month
c) Other non -domestic consumers: Upto 300 kWh/month	200 Rs./KW/Month	575 Paise/kWh	345 Rs./KW/Month	
	Above 300 kWh/month		600 Paise/kWh	
LMV-3	PUBLIC LAMPS			
	Unmetered Supply (To be billed on the basis of total connected load)			
	a) Gram Panchayat	1600 Rs./KW or part thereof per month		
	b) Nagar Palika & Nagar Panchayat	1900 Rs./KW or part thereof per month		
	c) Nagar Nigam	2400 Rs./KW or part thereof per month		
	Maintenance Charge to recover labour charges for maintenance of street lights	10 Rs./Month/Light point		
	Metered Supply			
	a) Gram Panchayat	120 Rs./KW/Month	520 Paise/kWh	
	b) Nagar Palika & Nagar Panchayat	150 Rs./KW/Month	550 Paise/kWh	
	c) Nagar Nigam	160 Rs./KW/Month	570 Paise/kWh	
LMV-4	LIGHT, FAN & POWER FOR PUBLIC AND PRIVATE INSTITUTIONS			
	a) For Public Institutions	150 Rs./KW/Month	620 Paise/kWh	
b) For Private Institutions	200 Rs./KW/Month	675 Paise/kWh		
LMV-5	SMALL POWER FOR PRIVATE TUBE WELLS/ PUMPING SETS FOR IRRIGATION PURPOSES CONTRACTED LOAD UPTO 25 BHP			
	a) For consumers getting supply as per Rural Schedule			
	i) Un-metered supply (Consumer under this category will be allowed a maximum lighting load of 120 Watt)	75 Rs./BHP/Month	Nil	Nil
ii) Metered Supply (all units)	15 Rs./BHP/Month	75 Paise/kWh	65 Rs./BHP/Month	
b) For consumers getting supply as per Urban Schedule (Metered supply)				
	30 Rs./BHP/Month	200 Paise/kWh	130 Rs./BHP/Month	
LMV-6	SMALL & MEDIUM POWER FOR CONTRACTED LOAD UPTO 100 HP (75 KW) FOR INDUSTRIAL/ PROCESSING OR AGRO-INDUSTRIAL PURPOSES, POWER LOOM OF LOAD 5 KW AND ABOVE, FLORICULTURE/ MUSHROOM FARMING UPTO 100 BHP (75 KW), PUMPING SETS ABOVE 25 BHP			
	a) For consumers getting supply other than Rural Schedule	225 Rs./KW/Month	585 Paise/kWh	500 Rs./KW/Month
	b) Consumers getting supply as per rural schedule	15% Rebate on Fixed and Energy Charges		15% Rebate on the minimum charge
	LOAD FACTOR REBATE			REBATE ON ENERGY CHARGES
	a) For consumption over 288 upto 432 kVAh/KVA/Month		7.50% on the consumption over 288 upto 432 kVAh/kVA/month	
	b) For consumption over 432 upto 504 kVAh/KVA/Month	7.5% as in first slab plus	10.00% on the consumption over 432 upto 504 kVAh/kVA/month	
	c) For consumption in excess of 504 kVAh/KVA/Month	7.5% in 1st-slab plus 10% in 2nd slab plus	20.00% on the consumption over 504 kVAh/kVA/month	
LMV-7	PUBLIC WATER WORKS			
	Consumers getting supply other than 'Rural Schedule'	230 Rs./KW/Month	610 Paise/kWh	
	Consumers getting supply as per 'Rural Schedule'	15% Rebate on Fixed and Energy Charges		
LMV-8	STATE TUBE WELLS / PANCHAYTI RAJ TUBE WELL & PUMPED CANALS FOR LOAD UPTO 100 BHP			
	a) Metered supply	150 Rs./BHP/Month	575 Paise/kWh	
	b) Unmetered supply	1200 Rs./BHP/Month	Nil	

LMV-9	TEMPORARY SUPPLY		
	a) Un-metered supply for illumination/ public address/ temporary shops in melas		
	i) Illumination/ Public address/ ceremonies for load upto 20 KW	2500 Rs./Day and 100 Rs./KW/Day for each additional KW	
	ii) Temporary shops set up during festivals/ melas having load upto 2 KW	170 Rs./Day per shop	
	b) For other purposes (Metered)		
	Individual Residential Construction	550 Paise/kWh	115 Rs./KW/Week
	Others	650 Paise/kWh	
LMV-10	DEPARTMENTAL EMPLOYEES & PENSIONERS		
	a) Metered supply	50% Rebate on the rate of charge applicable to other metered consumers under LMV-1 category	
	b) Unmetered supply		
	Class IV employees/ Operating staff	75 Rs/Month	75 Rs/Month
	Class III employees	75 Rs/Month	105 Rs/Month
	Junior Engineers & equivalent posts	155 Rs/Month	220 Rs/Month
	Assistant Engineers	155 Rs/Month	345 Rs/Month
	Executive Engineers & equivalent posts	155 Rs/Month	370 Rs/Month
	Superintending Engineers/ Deputy General Managers & equivalent posts	400 Rs/Month	450 Rs/Month
	Chief Engineers (I & II)/ General Managers and above	400 Rs/Month	550 Rs/Month
	Additional charge for employees using Air-Conditioners (April to September)	500 Rs/Month/Airconditioner	
HV-1	NON INDUSTRIAL BULK LOADS (contracted load of 75 KW & above)		
	(a) Commercial Loads/ Private Institutions/ Non-Domestic Bulk power consumers		
	For supply at 11 KV	270 Rs./KVA/Month	600 Paise/kVAh
	For supply at 33 KV & above	260 Rs./KVA/Month	590 Paise/kVAh
	(b) Public Institutions with contracted load 75 KW & above		
For supply at 11 KV	250 Rs./KVA/Month	590 Paise/kVAh	
For supply at 33 KV & above	240 Rs./KVA/Month	560 Paise/kVAh	
HV-2	LARGE & HEAVY POWER		
	(a) Urban Schedule		
	Base Rate		
	For supply at 11 KV	250 Rs./KVA/Month	590 Paise/kVAh
	For supply above 11 KV and upto & including 66 KV	240 Rs./KVA/Month	560 Paise/kVAh
	For supply above 66 KV and upto & including 132 KV	220 Rs./KVA/Month	540 Paise/kVAh
	For supply above 132 KV	220 Rs./KVA/Month	520 Paise/kVAh
	(b) Consumers getting supply upto 11 KV as per 'Rural Schedule'		
	15% Rebate on demand & energy charges as given for 11 KV consumers under urban schedule without ToD rates		
	TIME OF THE DAY (TOD) RATES FOR URBAN SCHEDULE		
	2200 hrs to 0600 hrs		Normal energy charges MINUS 7.5%
	0600 hrs to 1700 hrs		Normal energy charges
	1700 hrs to 2200 hrs		Normal energy charges PLUS 15%
	LOAD FACTOR REBATE		
	a) For consumption over 396 upto 432 kVAh/KVA/Month		7.50% on the consumption over 396 upto 432 kVAh/KVA/month
b) For consumption over 432 upto 504 kVAh/KVA/Month	7.5% as in first slab plus	10.00% on the consumption over 432 upto 504 kVAh/KVA/month	
c) For consumption in excess of 504 kVAh/KVA/Month	7.5% in 1st plus 10% in 11nd slab plus	20.00% on the consumption over 504 kVAh/KVA/month	
HV-3	RAILWAY TRACTION		
	a) For supply at and above 132 KV	250 Rs./KVA/Month	515 Paise/kVAh
	b) For supply below 132 KV	260 Rs./KVA/Month	530 Paise/kVAh
	LOAD FACTOR REBATE		
	REBATE ON ENERGY CHARGES		
	a) For consumption over 396 upto 432 kVAh/KVA/Month		7.50% on the consumption over 396 upto 432 kVAh/KVA/month
	b) For consumption over 432 upto 504 kVAh/KVA/Month	7.5% as in first slab plus	10.00% on the consumption over 432 upto 504 kVAh/KVA/month
	c) For consumption in excess of 504 kVAh/KVA/Month	7.5% in 1st plus 10% in 11nd slab plus	15.00% on the consumption over 504 kVAh/KVA/month
	Delhi Metro Rail Corporation (DMRC)		
			500 Paise/kVAh
		550 Rs./KVA/Month	
HV-4	LIFT IRRIGATION WORKS FOR MEDIUM & LARGE PUMPED CANALS HAVING LOAD ABOVE 100 BHP (75 KW)		
	a) For supply at 11 KV	250 Rs./KVA/Month	590 Paise/kVAh
	b) For supply at 33 KV and 66 KV	240 Rs./KVA/Month	560 Paise/kVAh
	c) For supply at 132 KV	220 Rs./KVA/Month	540 Paise/kVAh
	Assumed Power Factor		
	85%		
Reference : U.P. Power Corporation Limited letter No. 450/HC/Tariff/Shasan dated 22.11.2012			
Noida Power Company Limited letter No. B-104B-3/169 dated 26.12.2012			

ELECTRICITY TARIFF IN WEST BENGAL w.e.f. 01.04.2012

LOW & MEDIUM VOLTAGE CONSUMERS

Sl. No.	Type of Consumer	Consumer Category	Name of the Tariff scheme		Quarterly consumption in kWh		As per tariff Order of WBERC for 2012-13		Govt. Subsidy		Net rate after subsidy	
							Energy Charge (Paise/KWh)	Fixed Charge /Demand Charge (Rs./KVA/Month)	Energy Charge (Paise/KWh)	Fixed Charge /Demand Charge (Rs./KVA/Month)	Energy Charge (Paise/KWh)	Fixed Charge /Demand Charge (Rs./KVA/Month)
1	Life Line (Domestic)	Rate A Rate A (Dm-LL)	Normal	Applicable Tariff scheme	0 to 75		292	5	0	2.5	292	2.5
2	Domestic (Rural)	Rate A (Dm-R)	Normal	Applicable Tariff scheme	First	75	441	10	30	5	411	5
					Next	105	493					
2	Domestic (Rural)	Rate A (Dm-R)	Normal	Applicable Tariff scheme	Next	120	584	10	13	5	463	5
					Next	300	633					
2	Domestic (Rural)	Rate A (Dm-R)	Normal	Applicable Tariff scheme	Next	300	643	10	17	5	616	5
					Next	300	643					
2	Domestic (Rural)	Rate A (Dm-R)	Normal	Applicable Tariff scheme	Above	900	810	10	14	5	796	5
					All Units	900	810					
3	Domestic (Urban)	Rate A (Dm-U)	Normal	Applicable Tariff scheme	All Units		585	10	54	5	511	5
					First	75	446					
3	Domestic (Urban)	Rate A (Dm-U)	Normal	Applicable Tariff scheme	Next	75	503	10	36	5	416	5
					Next	150	586					
3	Domestic (Urban)	Rate A (Dm-U)	Normal	Applicable Tariff scheme	Next	150	640	10	17	5	467	5
					Next	450	660					
3	Domestic (Urban)	Rate A (Dm-U)	Normal	Applicable Tariff scheme	Above	900	810	10	14	5	796	5
					All Units	900	810					
4	Commercial (Rural)	Rate A (Cm-R)	Normal	Applicable Tariff scheme	First	180	546	12	54	2	492	10
					Next	120	664					
4	Commercial (Rural)	Rate A (Cm-R)	Normal	Applicable Tariff scheme	Next	150	729	12	14	2	610	10
					Next	450	768					
4	Commercial (Rural)	Rate A (Cm-R)	Normal	Applicable Tariff scheme	Above	900	812	12	9	2	803	10
					All Units	900	812					
4	Commercial (Rural)	Rate A (Cm-R)t	Normal-TOD	Optional Tariff Scheme	06.00 hrs to 17.00 hrs	All Units	701	12	105	2	596	10
					17.00 hrs to 23.00 hrs	All Units	841					
4	Commercial (Rural)	Rate A (Cm-R)t	Normal-TOD	Optional Tariff Scheme	23.00 hrs to 06.00 hrs	All Units	596	12	45	2	596	10
					All Units	596	45					
4	Commercial (Rural)	Rate A (Cm-R)pp	Prepaid-TOD	Optional Tariff Scheme	06.00 hrs to 17.00 hrs	All Units	687	12	101	2	586	10
					17.00 hrs to 23.00 hrs	All Units	824					
4	Commercial (Rural)	Rate A (Cm-R)pp	Prepaid-TOD	Optional Tariff Scheme	23.00 hrs to 06.00 hrs	All Units	584	12	43	2	586	10
					All Units	584	43					
5	Commercial (Urban)	Rate A (Cm-U)	Normal	Applicable Tariff scheme	First	180	551	12	54	2	497	10
					Next	120	669					
5	Commercial (Urban)	Rate A (Cm-U)	Normal	Applicable Tariff scheme	Next	150	729	12	14	2	615	10
					Next	450	768					
5	Commercial (Urban)	Rate A (Cm-U)	Normal	Applicable Tariff scheme	Above	900	812	12	9	2	803	10
					All Units	900	812					
5	Commercial (Urban)	Rate A (Cm-U)t	Normal-TOD	Optional Tariff Scheme	06.00 hrs to 17.00 hrs	All Units	701	12	105	2	596	10
					17.00 hrs to 23.00 hrs	All Units	841					
5	Commercial (Urban)	Rate A (Cm-U)t	Normal-TOD	Optional Tariff Scheme	23.00 hrs to 06.00 hrs	All Units	596	12	45	2	596	10
					All Units	596	45					
5	Commercial (Urban)	Rate A (Cm-U)pp	Prepaid-TOD	Optional Tariff Scheme	06.00 hrs to 17.00 hrs	All Units	687	12	101	2	586	10
					17.00 hrs to 23.00 hrs	All Units	824					
5	Commercial (Urban)	Rate A (Cm-U)pp	Prepaid-TOD	Optional Tariff Scheme	23.00 hrs to 06.00 hrs	All Units	584	12	43	2	586	10
					All Units	584	43					

6	Public Utility/ Specified Institution/ Public Bodies	Rate A(Cm-PU) (Mun)	Normal	Applicable Tariff Scheme	All Units	599	24	24	2	575	22	
		Rate A(Cm-PU) (Mun)pp	Prepaid	Optional Tariff Scheme	All Units	587	24	23	2	564	22	
		Rate A(Cm-PU) (Mun)ppt	Prepaid-TOD	Optional Tariff Scheme	06.00 hrs to 17.00 hrs & 20.00 hrs to 23.00 hrs	All Unirs	582	24	23	2	559	22
					17.00 hrs to 20.00 hrs	All Unirs	640	25		615		
	In Municipal Area				23.00 hrs to 06.00 hrs	All Unirs	541	22		519		
7	Public Utility/ Specified Institution/ Public Bodies	Rate A(Cm-PU) (Non-Mun)	Normal	Applicable Tariff Scheme	All Units	599	24	24	2	575	22	
		Rate A(Cm-PU) (Non-Mun)pp	Prepaid	Optional Tariff Scheme	All Units	587	24	23	2	564	22	
		Rate A(Cm-PU) (Mun)ppt	Prepaid-TOD	Optional Tariff Scheme	06.00 hrs to 17.00 hrs & 20.00 hrs to 23.00 hrs	All Unirs	582	24	23	2	559	22
					17.00 hrs to 20.00 hrs	All Unirs	640	25		615		
	In Non-Municipal Area				23.00 hrs to 6.00 hrs	All Unirs	541	22		519		
8	Cottage Industry/ Artisan/ Weavers/ Small Production oriented establishment in Non-Municipal area & not run by electricity as motive power	Rate A(Cm-II)	Normal	Applicable Tariff Scheme	First	300	518	12	0	2	518	10
					Next	300	661				661	
					Above	600	695				695	
		Rate A(Cm-II)ppt	Prepaid-TOD	Optional Tariff Scheme	6.00 hrs to 17.00 hrs	All Unirs	621	12	0	2	621	10
					17.00 hrs to 23.00 hrs	All Unirs	683				683	
					23.00 hrs to 06.00 hrs	All Unirs	578				578	
9	Poultry, Duckery, Horticulture, Floriculture, Herbal-Medicinal-Bio-Diesel Plant Farming, Food Processing Unit	Rate A(Cm-III)	Normal	Applicable Tariff Scheme	First	900	620	12	0	2	620	10
					Above	900	725				725	
		Rate A(Cm-III)ppt	Prepaid-TOD	Optional Tariff Scheme	06.00 hrs to 17.00 hrs	All Unirs	608	12	0	2	608	10
			17.00 hrs to 23.00 hrs	All Unirs	669	669						
			23.00 hrs to 06.00 hrs	All Unirs	565	565						

LOW & MEDIUM VOLTAGE CONSUMERS

Sl. No.	Type of Consumer	Consumer Category	Name of the Tariff scheme	Monthly consumption in kWh	As per tariff Order of WBERC for 2012-13		Govt. Subsidy		Net rate after subsidy	
					Energy Charge (Paise/KWh)	Fixed Charge /Demand Charge (Rs./KVA/Month)	Energy Charge (Paise/KWh)	Fixed Charge /Demand Charge (Rs./KVA/Month)	Energy Charge (Paise/KWh)	Fixed Charge /Demand Charge (Rs./KVA/Month)
1	Lokdeep	Rate A(Dm-K)	Normal	Applicable Tariff Scheme	0 to 25		46		16	30

2	Labour Line	Rate A(Dm-L)	Normal	Applicable Tariff Scheme	All units		540	10	15	5	525	5
3	Industrial (Rural)	Rate B (I-R)	Normal	Applicable Tariff Scheme	First	500	562	25	0	3	562	22
					Nexr	1500	677		0		677	
					Above	2000	698		0		698	
		Rate B (I-R)	Normal- TOD	Optional Tariff Scheme	6.00 hrs to 17.00 hrs	All Units	611	25	0	3	611	22
17.00 hrs to 23.00 hrs	All Units				855	0	855					
23.00 hrs to 6.00 hrs	All Units				403	0	403					
4	Industrial (Urban)	Rate B (I-U)	Normal	Applicable Tariff Scheme	First	500	574	25	0	3	574	22
					Nexr	1500	692		0		692	
					Above	2000	718		0		718	
		Rate B (I-U)t	Normal- TOD	Optional Tariff Scheme	6.00 hrs to 17.00 hrs	All Units	621	25	0	3	621	22
17.00 hrs to 23.00 hrs	All Units				869	0	869					
23.00 hrs to 6.00 hrs	All Units				410	0	410					
5	Public Water Woks	Rate B(II)	Normal	Applicable Tariff Scheme	All Units		597	54	24	3	573	51
		Rate B(II)tp	Prepaid- TOD	Optional Tariff Scheme	6.00 hrs to 17.00 hrs & 20.00 hrs to 23.00 hrs	All Units	585	54	23	3	562	51
					17.00 hrs to 20.00 hrs	All Units	878		35		843	
					23.00 hrs to 6.00 hrs	All Units	404		16		388	
6	Irrigation pumping for agriculture (Metered supply from mixed HV feeder)	Rate C (a)	Normal	Applicable Tariff Scheme	All Units		384	20	30	10	354	10
7	Irrigation pumping for agriculture (Un-Metered)	Rate C (b)	Normal	Applicable Tariff Schedule	STW in NB		per KVA/month	210	per Month	35	Depends on capacity of the pump set	
				Applicable Taiff Schedule	STW in Other District		per KVA/month	270	per Month	46		
				Applicable Taiff Schedule	Submersible pump in NB		per KVA/month	250	per Month	41		
				Applicable Taiff Schedule	Submersible pump in Other districts		per KVA/month	340	per Month	56		
8	Irrigation pumping for agriculture (Metered)	Rate C(t)	Normal- TOD	Applicable Taiff Scheme	6.00 hrs to 17.00 hrs	All Units	354	20	25	10	329	10
					17.00 hrs to 23.00 hrs	All Units	729		30		699	
					23.00 hrs to 6.00 hrs	All Units	212		19		193	
		Rate C(t)ppt	Prepals- TOD	Optional Taiff Scheme	6.00 hrs to 17.00 hrs	All Units	344	20	15	10	329	10
					17.00 hrs to 23.00 hrs	All Units	883		10		873	
					23.00 hrs to 6.00 hrs	All Units	248		16		232	
9	Street Lighting	Rate D(1)	Normal	Applicable Taiff Scheme	All Units		561	54	24	3	537	51
10	Street Lighting with LED	Rate D(2)	Normal	Applicable Taiff Scheme	All Units		396	54	24	3	372	51

11	For Private Educational Institutions and educational hospitals	Rate D(4)	Normal	Applicable Tariff Scheme	All Units	619	54	24	3	595	51	
		Rate D(4)t	Normal-TOD	Optional Tariff Scheme	06.00 hrs to 17.00hrs	All Units	612	54	23	3	589	51
					17.00 hrs to 23.00hrs	All Units	673		27		646	
					23.00 hrs to 06.00hrs	All Units	589		16		553	
12	Emergency	Rate D(5)	Prepaid-TOD	Applicable Tariff Scheme	06.00 hrs to 17.00hrs	All Units	587	54	0	4	587	50
					17.00 hrs to 23.00hrs	All Units	817		0		817	
					23.00 hrs to 06.00hrs	All Units	448		0		448	
					06.00 hrs to 17.00 hrs & 20.00 hrs to 23.00 hrs	All Units	667		0		667	
13	Construction Power Supply	Rate D(6)	Prepaid-TOD	Applicable Tariff Scheme	17.00 hrs to 20.00 hrs	All Units	928	36	0	2	928	34
					23.00 hrs to 06.00hrs	All Units	484		0		484	
					06.00 hrs to 17.00 hrs & 20.00 hrs to 23.00 hrs	All Units	667		0		667	
					17.00 hrs to 20.00 hrs	All Units	928		0		928	
14	Bulk Supply at single point to Co-operative Group Housing Society for providing power to its members or person for providing power to its employees in a single premises	Rate D(7)	Normal	Applicable Tariff Scheme	All Units	605	54	24	3	581	51	
		Rate D(7)t	Prepaid-TOD	Optional Tariff Scheme	6.00 hrs to 17.00 hrs	All Units	600	54	24	3	576	51
					17.00 hrs to 23.00 hrs	All Units	660		26		634	
					23.00 hrs to 6.00 hs	All Units	548		22		526	
15	Commercial Plantation	Rate A(Cm)-CP	Prepaid TOD	Applicable Tariff Scheme	06.00 hrs to 17.00hrs	All Units	667	36	0	2	667	34
					17.00 hrs to 23.00hrs	All Units	811		0		811	
					23.00 hrs to 06.00hrs	All Units	631		0		631	
					06.00 hrs to 17.00hrs	All Units	420		20		24	
17.00 hrs to 23.00hrs	All Units	798	24	774								
23.00 hrs to 06.00hrs	All Units	252	24	228								
06.00 hrs to 17.00hrs	All Units	667	36	0	2	667	34					
17.00 hrs to 23.00hrs	All Units	859		0		859						
23.00 hrs to 06.00hrs	All Units	629		0		629						

18	Short Term Supply	Rate A(ST)	Prepaid TOD	Applicable Tariff Scheme	06.00 hrs to 17.00hrs	All Units	677	56	0	4	677	52		
					17.00 hrs to 23.00hrs	All Units	734		0		734			
					23.00 hrs to 06.00hrs	All Units	637		0		637			
19	Common Services of Industrial Estates	Rate D(8)	Prepaid- TOD	Applicable Tariff Scheme	06.00 hrs to 17.00 hrs & 20.00 hrs to 23.00 hrs	All Units	637	54	0	3	637	51		
					17.00 hrs to 20.00 hrs	All Units	847		0		847			
					23.00 hrs to 06.00hrs	All Units	464		0		464			
20	Industrial consumer (50 KVA and above but upto 125 KVA)	Rate B-ID1	Normal	Applicable Tariff Scheme	All Units		648	317	0	44	648	273		
		Rate B-ID1t	Normal TOD	Optional Tariff Scheme	6.00 hrs to 17.00 hrs	All Units	641		317		0		44	641
					17.00 hrs to 23.00 hrs	All Units	897				0			897
23.00 hrs to 6.00 hs	All Units	423	0	423										
21	Commercial consumer (50 KVA and above but upto 125 KVA)	Rate B-IDC	Normal	Applicable Tariff Scheme	All Units		653	317	0	44	653	273		
		Rate B-IDCt	Normal TOD	Optional Tariff Scheme	6.00 hrs to 17.00 hrs	All Units	646		317		0		44	646
					17.00 hrs to 23.00 hrs	All Units	904				0			904
23.00 hrs to 6.00 hs	All Units	426	0	426										
22	Other than Commercial and Industrial consumer (50 KVA and above but upto 125 KVA)	Rate C-ID	Normal	Applicable Tariff Scheme	All Units		561	317	0	44	561	273		
		Rate C-IDt	Normal TOD	Optional Tariff Scheme	6.00 hrs to 17.00 hrs	All Units	542		317		0		44	542
					17.00 hrs to 23.00 hrs	All Units	759				0			759
23.00 hrs to 6.00 hs	All Units	358	0	358										

HIGH & EXTRA HIGH VOLTAGE CONSUMERS

Sl. No.	Type of Consumer	Consumer Category	Name of the Tariff scheme	Consumption slab	As per tariff Order of WBERC		Govt. Subsidy		Net rate after subsidy			
					Energy Charge (Paise/KWh)	Fixed Charge /Demand Charge (Rs./KVA/Month)	Energy Charge (Paise/KWh)	Fixed Charge /Demand Charge (Rs./KVA/Month)	Energy Charge (Paise/KWh)	Fixed Charge /Demand Charge (Rs./KVA/Month)		
1	Public Utility (11 KV)	Rate E(a)	Normal	Applicable Tariff Scheme	All Units		558	317	0	0	558	317
							556		0		556	
							554		0		554	
		Rate E(at)	Normal- TOD	Optional Tariff Scheme	06.00 - 17.00 hrs and 20.00-23.00 hrs	All Units	539	317	0	0	539	317
							537		0		537	
							535		0		535	
					17.00-20.00 hrs	All Units	809		0		809	
							806		0		806	
							803		0		803	
					23.00-06.00 hrs	All Units	424		0		424	
							423		0		423	
							422		0		422	

2	Public Utility (33 KV)	Rate F(a)	Normal	Applicable Tariff Scheme	All Units		553	317	0	0	553	317
							551		0		551	
							549		0		549	
							532	317	0	0	532	317
							530		0		530	
							528		0		528	
							798		0		798	
							795		0		795	
							792		0		792	
							418		0		418	
					416		0		416			
					415		0		415			
3	Industries (11 KV)	Rate E(b)	Normal	Applicable Tariff Scheme	All Units		649	317	0	0	649	317
							648		0		648	
							647		0		647	
							642	317	0	0	642	317
							641		0		641	
							640		0		640	
							899		0		899	
							896		0		896	
							897		0		897	
							424		0		424	
					423		0		423			
					422		0		422			
4	Industries (33 KV)	Rate F(b)	Normal	Applicable Tariff Scheme	All Units		620	317	0	0	620	317
							618		0		618	
							616		0		616	
							612	317	0	0	612	317
							610		0		610	
							608		0		608	
							857		0		857	
							854		0		854	
							851		0		851	
							404		0		404	
					403		0		403			
					401		0		401			
5	Industries (132 KV)	Rate H(b)	Normal	Applicable Tariff Scheme	All Units		618	317	0	0	618	317
							616		0		616	
							614		0		614	
							603	317	0	0	603	317
							601		0		601	
							599		0		599	
							844		0		844	
							841		0		841	
							838		0		838	
							398		0		398	
					396		0		396			
					395		0		395			
6	Industries (220 KV)	Rate I(bt)	Normal- (TOD)	Applicable Tariff Scheme	06.00 - 17.00 hrs		536	317	0	0	536	317
							534		0		534	
							532		0		532	
							750		0		750	
							747		0		747	
							744		0		744	
							354		0		354	
							353		0		353	
							352		0		352	
							23.00-06.00 hrs	All Uints	352		0	

7	Industries (400 KV)	Rate J(bt)	Normal-(TOD)	Applicable Tariff Scheme	06.00 - 17.00 hrs	All Uints	516	317	0	0	516	317
							514		0		514	
							512		0		512	
					17.00-23.00 hrs	All Uints	722		0		722	
							719		0		719	
							716		0		716	
					23.00-06.00 hrs	All Uints	341		0		341	
							340		0		340	
							339		0		339	
8	Community Irrigation/ Irrigation	Rate S(gt)	Normal-(TOD)	Applicable Tariff Scheme	06.00 - 17.00 hrs	All Uints	562	29	0	0	562	29
							560		0		560	
							561		0		561	
					17.00-23.00 hrs	All Uints	888		0		888	
							885		0		885	
							887		0		887	
					23.00-06.00 hrs	All Uints	281		0		281	
							279		0		279	
							280		0		280	
9	Commercial Plantation	Rate S(cpt)	Normal-(TOD)	Applicable Tariff Scheme	06.00 - 17.00 hrs	All Uints	607	317	0	0	607	317
							605		0		605	
							603		0		603	
					17.00-23.00 hrs	All Uints	850		0		850	
							847		0		847	
							844		0		844	
					23.00-06.00 hrs	All Uints	401		0		401	
							400		0		400	
							399		0		399	
10	Short Term Irrigation Supply	Rate S(gt-st)	Normal-(TOD)	Applicable Tariff Scheme	06.00 - 17.00 hrs	All Uints	602	29	0	0	602	29
							598		0		598	
							600		0		600	
					17.00-23.00 hrs	All Uints	951		0		951	
							945		0		945	
							948		0		948	
					23.00-06.00 hrs	All Uints	301		0		301	
							299		0		299	
							300		0		300	
11	Short Term Supply for Commercial Plantation	Rate S(cpt-st)	Normal-(TOD)	Applicable Tariff Scheme	06.00 - 17.00 hrs	All Uints	617	317	0	0	617	317
							615		0		615	
							613		0		613	
					17.00-23.00 hrs	All Uints	864		0		864	
							861		0		861	
							858		0		858	
					23.00-06.00 hrs	All Uints	407		0		407	
							406		0		406	
							405		0		405	
12	Commercial (11 KV)	Rate E(c)	Normal	Applicable Tariff Scheme	All Units		674	317	0	0	674	317
					672	0	672					
					670	0	670					
		Rate E(ct)	Normal-(TOD)	Optional Tariff Scheme	06.00 - 17.00 hrs	All Uints	659	317	0	0	659	317
							657		0		657	
					17.00-23.00 hrs	All Uints	989		0		989	
							986		0		986	
					23.00-06.00 hrs	All Uints	983		0		983	
							376		0		376	
374	0	374										
372	0	372										

13	Commercial (33 KV)	Rate F(c)	Normal	Applicable Tariff Scheme	All Units		653	317	0	0	653	317
							651		0		651	
							649		0		649	
		Rate F(ct)	Normal- (TOD)	Optional Tariff Scheme	06.00 - 17.00 hrs	All Uints	637	317	0	0	637	
							638				638	
							635				635	
					17.00-23.00 hrs	All Uints	956	956				
							955	955				
							953	953				
							363	363				
23.00-06.00 hrs	All Uints	362	362									
		361	361									
						636		636				
						634		634				
						632		632				
14	Commercial (132 KV)	Rate H(c)	Normal	Applicable Tariff Scheme	All Units		636	317	0	0	636	317
							634		0		634	
							632		0		632	
		Rate H(ct)	Normal- (TOD)	Optional Tariff Scheme	06.00 - 17.00 hrs	All Uints	621	317	0	0	621	
							619				619	
							617				617	
					17.00-23.00 hrs	All Uints	932	932				
							930	930				
							928	928				
							354	354				
23.00-06.00 hrs	All Uints	352	352									
		350	350									
						642		642				
						640		640				
						638		638				
15	Domestic	Rate S(d)	Normal	Applicable Tariff Scheme	All Units		642	29	0	4	642	25
							640		0		640	
							638		0		638	
		Rate S(dt)	Normal- (TOD)	Optional Tariff Scheme	06.00 - 17.00 hrs	All Uints	617	29	0	4	617	
							615				615	
							613				613	
					17.00-23.00 hrs	All Uints	679	679				
							677	677				
							675	675				
							561	561				
23.00-06.00 hrs	All Uints	559	559									
		558	558									
						562		562				
						560		560				
						558		558				
16	Public Water Works & Sewerage (11 KV)	Rate E(pw)	Normal	Applicable Tariff Scheme	All Units		562	317	0	0	562	317
							560		0		560	
							558		0		558	
		Rate E(pw)t	Normal- (TOD)	Optional Tariff Scheme	06.00 - 17.00 hrs	All Uints	542	317	0	0	542	
							540				540	
							538				538	
					17.00-23.00 hrs	All Uints	813	813				
							810	810				
							807	807				
							426	426				
23.00-06.00 hrs	All Uints	425	425									
		424	424									
						559		559				
						557		557				
						555		555				
17	Public Water Works & Sewerage (33 KV)	Rate F(pw)	Normal	Applicable Tariff Scheme	All Units		559	317	0	0	559	317
							557		0		557	
							555		0		555	
		Rate F(pw)t	Normal- (TOD)	Optional Tariff Scheme	06.00 - 17.00 hrs	All Uints	539	317	0	0	539	
							537				537	
							535				535	
					17.00-23.00 hrs	All Uints	809	809				
							806	806				
							803	803				
							424	424				
23.00-06.00 hrs	All Uints	422	422									
		420	420									

18	Sports Complex & Auditorium run by Govt./ local bodies for cultural affairs	Rate S(c)	Normal	Applicable Tariff Scheme	All Units	645 644 642	29	0	0	645 644 642	29	
19	Cold Storage for non perishable items & Dairies with Chilling Plant	Rate S(f)	Normal	Applicable Tariff Scheme	All Units	531 530 529	317	0	0	531 530 529	317	
		Rate S(f)	Normal-(TOD)	Optional Tariff Scheme	06.00 - 17.00 hrs	All Units	523	317	0	0	523	317
							522				522	
							521				521	
					17.00-23.00 hrs	All Units	732				732	
							731				731	
							729				729	
					23.00-06.00 hrs	All Units	345				345	
							344				344	
							343				343	
20	Emergency Supply	Rate S(es)	Normal-(TOD)	Applicable Tariff Scheme	06.00 - 17.00 hrs	All Units	647	317	0	0	647	317
							645				645	
							643				643	
					17.00-23.00 hrs	All Units	906				906	
							903				903	
							900				900	
					23.00-06.00 hrs	All Units	427				427	
							425				425	
							423				423	
							423				423	
21	Construction Power Supply	Rate S(con)	Normal-(TOD)	Applicable Tariff Scheme	06.00 - 17.00 hrs and 20.00-23.00 hrs	All Units	667	317	0	0	667	317
							665				665	
							663				663	
					17.00-20.00 hrs	All Units	934				934	
							931				931	
							928				928	
					23.00-06.00 hrs	All Units	545				545	
							552				552	
							550				550	
							550				550	
22	Bulk Supply at single point Co-operative Group Housing Society for providing power to its members or person for providing power to its employees in a single premises	Rate S(co)	Normal	Applicable Tariff Scheme	All Units	627 625 623	29	0	4	627 625 623	25	
		Rate S(cot)	Normal-(TOD)	Optional Tariff Scheme	06.00 - 17.00 hrs	All Units	597	29	0	4	597	25
							595				595	
							593				593	
					17.00-23.00 hrs	All Units	657				657	
							655				655	
							653				653	
					23.00-06.00 hrs	All Units	543				543	
							541				541	
							539				539	
539	539											
23	Common Services of Industrial Estate	Rate E(ct-cs)	Normal-TOD	Applicable Tariff Scheme	06.00-17.00 hrs and 20.00-23.00 hrs	All Units	642	317	0	0	642	317
							640				640	
							638				638	
					17.00-20.00 hrs	All Units	899				899	
							896				896	
							893				893	
					23.00-06.00 hrs	All Units	533				533	
							532				532	
							531				531	
							531				531	
24	Traction (25 KV)	Rate T(a)	Normal	Applicable Tariff Scheme	All Units	620	317	0	0	620	317	
						618				618		
						615				615		
25	Traction (132 KV)	Rate T(b)	Normal	Applicable Tariff Scheme	All Units	598	317	0	0	598	317	
						596				596		
						593				593		

26	Short-term Supply	Rate S(st)	TOD TOD	Applicable Tariff Scheme	06.00 - 17.00 hrs	All Uints	637	317	0	0	637	317							
							635		0		635								
							633		0		633								
							701		0		701								
					17.00-23.00 hrs	All Uints	699		0		699								
							697		0		697								
							580		0		580								
							578		0		578								
							576		0		576								
27	Private Educational Institutions	Rate E(c-ei)	Normal	Applicable Tariff Scheme	All Units		659	317	0	0	659	317							
							657		0		657								
							655		0		655								
		Rate E(ct-ei)	Normal- (TOD)	Optional Tariff Scheme	06.00 - 17.00 hrs	All Uints	647	317	0	0	647	317							
							645		0		645								
							643		0		643								
							712		0		712								
					17.00-23.00 hrs	All Uints	710		0		710								
							708		0		708								
							589		0		589								
							588		0		588								
							587		0		587								
					Load Factor Rebate for EHV and HV Industrial consumers and L&MV industrial consumer under rate (B-ID)														
					Range of Load Factor		Amount of Rebate												
							Below 33 kV		33 kV		Above 33 kV								
Above 55%	Upto 60%	1 Paise/KWh		2		3													
Above 60%	Upto 65%	7 Paise/KWh		8		9													
Above 65%	Upto 70%	14 Paise/KWh		29		39													
Above 70%	Upto 75%	20 Paise/KWh		35		45													
Above 75%	Upto 80%	25 Paise/KWh		40		50													
Above 80%	Upto 85%	30 Paise/KWh		45		55													
Above 85%	Upto 90%	35 Paise/KWh		50		60													
Above 90%	Upto 92%	40 Paise/KWh		55		65													
Above 92%	Upto 95%	45 Paise/KWh		60		70													
Above 95%		50 Paise/KWh		65		75													
Assumed Power factor		90%																	
Reference : West Bengal State Electricity Distribution Company Ltd Memo No. PTR/CEA/1645 dated 17.01.2013																			

ELECTRICITY TARIFF IN WEST BENGAL (CESC LTD.) w.e.f. 01.04.2011

LOW AND MEDIUM VOLTAGE CONSUMERS

Sl. No.	Type of Consumer	Applicable Tariff Scheme					Optional Tariff Scheme											
		Consumer Category	Name of the Tariff Scheme	Monthly consumption in kWh		Energy Charge (Paise/KWh)	Fixed/Demand Charge* in Rs./KVA/Month	Optional Tariff Scheme-I					Optional Tariff Scheme-II					
				Consumer Category	Name of the Tariff Scheme			Monthly consumption in kWh	Energy Charge (Paise/KWh)	Fixed/Demand Charge* in Rs./KVA/Month	Consumer Category	Name of the Tariff Scheme	Monthly consumption in kWh	Energy Charge (Paise/KWh)	Fixed/Demand Charge* in Rs./KVA/Month			
1	Life Line Consumer (Domestic)	Rate G (LL)	Normal	0 to 25		285	5.00	Not Applicable					Not Applicable					
2	Domestic (Urban)	Rate G	Normal	First	25	392	10	Rate G(p)	Prepaid	All Units	615	10	Not Applicable					
			Next	35	438													
			Next	40	535													
			Next	50	610													
			Next	150	630													
			Above	300	775													
3	Commercial (Urban)	Rate M(i)	Normal	First	60	522	12	Rate M(i) (TOD)	Normal-TOD	06.00 hrs to 17.00hrs	645	12	Rate M(i) (pTOD)	Prepaid-TOD	06.00 hrs to 17.00hrs	619	12	
			Next	40	590	17.00 hrs to 23.00hrs				710	17.00 hrs to 23.00hrs				681			
			Next	50	650	23.00 hrs to 06.00hrs				600	23.00 hrs to 06.00hrs				576			
			Next	150	705													
			Next	300	780													
			Above	300	780													
4	Short-term Supply	Rate STLT	Prepaid TOD	06.00 hrs to 17.00hrs		626	24	Not Applicable					Not Applicable					
				17.00 hrs to 23.00hrs		689												
				23.00 hrs to 06.00hrs		582												
5	Specified Institution Municipal or Non-Municipal	Rate P	Normal	On all Units		526	12	Rate P (p)	Prepaid	On all Units	509	12	Rate P (pTOD)	Prepaid-TOD	06.00 hrs to 17.00 hrs & 20.00 hrs to 23.00 hrs	All Units	507	12
														17.00 hrs to 20.00 hrs	All Units	558		
														23.00 hrs to 06.00 hrs	All Units	472		
6	Public Bodies Municipal or Non-Municipal	Rate C1	Normal	On all Units		585	18	Rate C1 (p)	Prepaid	On all Units	550	18	Rate C1 (pTOD)	Prepaid-TOD	06.00 hrs to 17.00 hrs & 20.00 hrs to 23.00 hrs	All Units	546	18
														17.00 hrs to 20.00 hrs	All Units	601		
														23.00 hrs to 06.00 hrs	All Units	508		
7	Cottage Industry/ Artisan/ Weavers/ Small Production oriented establishment not run by electricity as motive power	Rate M(ii)	Normal	First	100	448	12	Rate M(ii) (pTOD)	Prepaid-TOD	06.00 hrs to 17.00hrs	All Units	503	12	Not Applicable				
			Next	100	561	17.00 hrs to 23.00hrs				All Units	553							
			Above	200	701	23.00 hrs to 06.00hrs				All Units	468							
8	Poultry, Duckery, Horticulture, Tissue culture, Floriculture, Herbal-Medicinal-Bio-Diesel Plant Farming, Food Processing Unit	Rate M(iii)	Normal	First	300	571	12	Rate M(iii) (pTOD)	Prepaid-TOD	06.00 hrs to 17.00hrs	All Units	556	12	Not Applicable				
			Next	300	632	17.00 hrs to 23.00hrs				All Units	612							
			Next	400	662	23.00 hrs to 06.00hrs				All Units	517							
			Above	1000	707													
9	Public Water Works & Sewerage System	Rate J	Normal	On all Units		555	18	Rate J (TOD)	Prepaid-TOD	06.00 hrs to 17.00 hrs & 20.00 hrs to 23.00 hrs	All Units	535	18	Not Applicable				
									17.00 hrs to 20.00 hrs	All Units	803							
									23.00 hrs to 06.00hrs	All Units	369							
10	Industries (Urban)	Rate K	Normal	First	500	545	18	Rate K (TOD)	Normal-TOD	06.00 hrs to 17.00hrs	All Units	647	18	Not Applicable				
			Next	1500	610	17.00 hrs to 23.00hrs				All Units	971							
			Next	1500	650	23.00 hrs to 06.00hrs				All Units	446							
			Above	3500	665													
11	Street Lighting	Rate C	Normal	On all Units		545	18	Not Applicable					Not Applicable					
12	Street Lighting with LED	Rate C2	Normal	On all Units		450	18	Not Applicable					Not Applicable					

13	Private Educational Institutions & Hospitals	Rate L	Normal	On all Units	610	18	Rate L (TOD)	Normal-TOD	06.00 hrs to 17.00 hrs & 20.00 hrs to 23.00 hrs	All Units	585	18	Not Applicable
									17.00 hrs to 20.00 hrs	All Units	644		
									23.00 hrs to 06.00hrs	All Units	544		
14	Emergency Supply	Rate E2	Prepaid-TOD	06.00 hrs to 17.00hrs	All Units	676	24						Not Applicable
				17.00 hrs to 23.00hrs	All Units	1014							
				23.00 hrs to 06.00hrs	All Units	466							
15	Construction Power Supply	Rate LTCON	Prepaid-TOD	06.00 hrs to 17.00	All Units	641	18						Not Applicable
				20.00 hrs to 23.00	All Units	962							
				17.00 hrs to 20.00	All Units	442							
16	Bulk Supply at single point to Co-operative Group Housing Society for providing power to its members or person for providing power to its employees in a single premises	Rate LTCOP	Normal	On all Units	575	18	Rate LTCOP (TOD)	Normal-TOD	06.00 hrs to 17.00hrs	557	18	Not Applicable	
									17.00 hrs to 23.00hrs	613			
									23.00 hrs to 06.00hrs	518			
17	Common Services of Industrial Estates	Rate S (TOD)	Prepaid-TOD	06.00 hrs to 17.00	All Units	617	18						Not Applicable
				20.00 hrs to 23.00 hrs	All Units	926							
				17.00 hrs to 20.00	All Units	426							

* Fixed Charge will be applicable for the consumers having Contract Demand below 30 KVA and Demand Charge will be applicable for the consumers having Contract Demand of 30 KVA and above.

HIGH AND EXTRA HIGH VOLTAGE CONSUMERS

Sl. No.	Type of Consumer	Applicable Tariff Scheme							Optional Tariff Scheme							
		Consumer Category	Name of the Tariff Scheme	Monthly consumption in kWh	Energy Charge (Paise/KWh)			Demand Chg.(Rs/KV A/month)	Consumer Category	Name of the Tariff Scheme	Consumption per Month in kWh			Demand Charge (Rs/ KVA/month)		
					Summer	Monsoon	Winter				Summer	Monsoon	Winter			
1	Public Utility	Rate I	Normal	All Units	560	557	554	264	Rate I (TOD)	Normal (TOD)	06.00 hrs to 17.00hrs & 20.00 hrs to 23.00 hrs	All Units	540	530	520	264
											17.00 hrs to 20.00 hrs	All Units	810	795	780	
											23.00 hrs to 06.00hrs	All Units	373	366	359	
2	Industries (below 33 KV)	Rate A	Normal	All Units	570	567	565	264	Rate A (TOD)	Normal (TOD)	06.00 hrs to 17.00hrs	All Units	560	555	550	264
											17.00 hrs to 23.00 hrs	All Units	840	833	825	
											23.00 hrs to 06.00hrs	All Units	386	383	380	
3	Industries (33 KV)	Rate A1	Normal	All Units	558	555	552	264	Rate A1 (TOD)	Normal (TOD)	06.00 hrs to 17.00hrs	All Units	551	546	541	264
											17.00 hrs to 23.00 hrs	All Units	827	819	812	
											23.00 hrs to 06.00hrs	All Units	380	377	373	
4	Commercial (below 33 KV)	Rate B	Normal	All Units	608	605	602	264	Rate B (TOD)	Normal (TOD)	06.00 hrs to 17.00hrs	All Units	596	593	590	264
											17.00 hrs to 23.00 hrs	All Units	894	890	885	
											23.00 hrs to 06.00hrs	All Units	411	409	407	
5	Commercial (33 KV)	Rate B1	Normal	All Units	575	572	569	264	Not Applicable							
6	Domestic	Rate R	Normal	All Units	612	609	606	18	Not Applicable							
7	Public Water Works & Sewerage, Pumping Station under local Authority	Rate U	Normal	All Units	535	530	525	264	Rate U (TOD)	Normal (TOD)	06.00 hrs to 17.00hrs & 20.00 hrs to 23.00 hrs	All Units	525	515	505	264
											17.00 hrs to 20.00 hrs	All Units	788	773	758	
											23.00 hrs to 06.00hrs	All Units	362	355	348	

8	Sports Com. & Audit run by Govt./ local bodies for cultural affairs	Rate O	Normal		All Units	630	620	610	24	Not Applicable							
9	Cold Storage or Dairy with Chilling Plant	Rate CP	Normal		All Units	562	557	552	264	Rate CP (TOD)	Normal (TOD)	06.00 hrs to 17.00hrs 17.00 hrs to 23.00 hrs 23.00 hrs to 06.00hrs	All Units All Units All Units	549 824 379	544 816 375	539 809 372	264
10	Emergency Supply	Rate E1	Normal-TOD	06.00 hrs to 17.00hrs 17.00 hrs to 23.00 hrs 23.00 hrs to 06.00hrs	All Units All Units All Units	636 954 439	626 939 432	616 924 425	264	Not Applicable							
11	Construction Power Supply	Rate HTCon	Normal-TOD	06.00 hrs to 17.00hrs 20.00 hrs to 23.00 hrs 17.00 hrs to 20.00 hrs 23.00 hrs to 06.00hrs	All Units All Units All Units	586 879 404	581 872 401	576 864 397	264	Not Applicable							
12	Co-operative Group Housing Society for providing power to its members or person for providing power to its employees in a single	Rate HTCOP	Normal		All Units	580	575	570	24	Rate HTCOP (TOD)	Normal-TOD	06.00 hrs to 17.00hrs 17.00 hrs to 23.00 hrs 23.00 hrs to 06.00hrs	All Units All Units All Units	555 611 516	550 605 512	545 600 507	24
13	Common Services of Industrial Estate	Rate E	Normal-TOD	06.00 hrs to 17.00hrs 20.00 hrs to 23.00 hrs 17.00 hrs to 20.00 hrs 23.00 hrs to 06.00hrs	All Units All Units All Units	571 857 394	566 849 391	561 842 387	264	Not Applicable							
14	Traction/ Metro Rail/ Calcutta Tramways	Rate T	Normal		All Units	580	575	570	60	Not Applicable							
15	Short-term Supply	Rate ST	Normal-TOD	06.00 hrs to 17.00hrs 17.00 hrs to 23.00 hrs 23.00 hrs to 06.00hrs	All Units All Units All Units	564 620 525	559 615 520	554 609 515	264	Not Applicable							
16	Private Educational Institutions	Rate E(e)	Normal		All Units	570	560	550	264	Rate E(e) (TOD)	Normal (TOD)	06.00 hrs to 17.00hrs 17.00 hrs to 23.00 hrs 23.00 hrs to 06.00hrs	All Units All Units All Units	560 616 521	550 605 512	540 594 502	264

2% Rebate on the amount of the bills excluding meter rent, taxes, duties, levies and arrears for prompt payment except category street lighting & public water works and cold storage or dairy with chilling plant.

2% Rebate on energy charge for high voltage industrial supply for 33 KV and 66 KV

3% Rebate on energy charge for Cold Storage & dairy with chilling plant for prompt payment

Range of Load Factor		Amount of Rebate		
		Below 33 kV	33 kV	Above 33
Above 50%	Upto 55%	1 Paise/KWh	2 Paise/KWh	3 Paise/KWh
Above 55%	Upto 60%	4 Paise/KWh	5 Paise/KWh	6 Paise/KWh
Above 60%	Upto 65%	8 Paise/KWh	10 Paise/KWh	12 Paise/KWh
Above 65%	Upto 70%	10 Paise/KWh	14 Paise/KWh	18 Paise/KWh
Above 70%	Upto 75%	20 Paise/KWh	22 Paise/KWh	24 Paise/KWh
Above 75%	Upto 80%	25 Paise/KWh	30 Paise/KWh	35 Paise/KWh
Above 80%	Upto 85%	30 Paise/KWh	35 Paise/KWh	45 Paise/KWh
Above 85%	Upto 90%	35 Paise/KWh	45 Paise/KWh	55 Paise/KWh
Above 90%	Upto 92%	37 Paise/KWh	50 Paise/KWh	60 Paise/KWh
Above 92%	Upto 95%	40 Paise/KWh	55 Paise/KWh	65 Paise/KWh
Above 95%		45 Paise/KWh	60 Paise/KWh	70 Paise/KWh

Delayed Payment Surcharge shall be applicable as per regulation 4.14 of the Tariff Regulations.

Assumed Power factor 90%

Reference : CESC Limited Letter No. CORP:SERV:1726 dated 11.10.2012

ELECTRICITY TARIFF IN DAMODAR VALLEY CORPORATION w.e.f. 01.11.2012

(Based on provisional Tariff Order of JSERC, subject to the outcome of the Supreme Court Judgement)

S.No.	Category of Service	Fixed Charge (P/kwh)	Energy Charge (P/KWh)	
High Tension (HT) Industries				
1	3 Phase at 33 kV	181	228	
2	3 Phase at 132 kV	181	227	
3	3 Phase at 220 kV & above	181	226	
Railway Traction				
1	Single Phase at 132 kV	181	227	
Note				
0.40% per week delayed payment surcharge will be charged for category of supply at 33 kV, 132 kV and 220 kV & above				
1.50% Per month and part thereof delayed payment surcharge will be charged for traction				
Assumed Power factor:		85%		
Reference : Jharkhand State Electricity Regulatory Commission provisional Tariff Order dated 22/11/2012				

ELECTRICITY TARIFF IN WEST BENGAL (DURGAPUR PROJECTS LTD.) w.e.f. 01.04.2012

LOW & MEDIUM VOLTAGE CONSUMERS

Sl. No.	Type of Consumer	Applicable Tariff Scheme					Optional Tariff Scheme											
		Consumer Category	Name of the Tariff Scheme	Monthly consumption in kWh		Fixed/Demand Charge* in Rs./KVA/Month	Optional Tariff Scheme-I					Optional Tariff Scheme-II						
				Monthly consumption in kWh	Energy Charge (Paise/KWh)		Consumer Category	Name of the Tariff Scheme	Monthly consumption in kWh	Energy Charge (Paise/KWh)	Fixed/Demand Charge* in Rs./KVA/Month	Consumer Category	Name of the Tariff Scheme	Monthly consumption in kWh	Energy Charge (Paise/KWh)	Fixed/Demand Charge* in Rs./KVA/Month		
1	Life Line Consumer (Domestic)		Normal	0 to 25	210	5	Not Applicable											
2	Domestic (Rural) or Domestic (Urban)	Rate C(3R) / C(3U)	Normal	First Next Next Next Next Above	25 25 50 100 100 300	281 355 369 403 405 420	10	Rate C(3R)pp / C(3U)pp	Prepaid	All Units	337	10	Not Applicable					
3	Commercial (Rural) or Commercial (Urban)	Rate C(4-R) / C(4-U)	Normal	First Next Next Above	60 40 200 300	367 407 410 417	12	Rate C(4-R)pp / C(4-U)pp	Normal-TOD	06.00 hrs to 17.00hrs 17.00 hrs to 23.00hrs 23.00 hrs to 06.00hrs	372 409 346	12	Rate C(4-R)pppt / C(4-U)pppt	Prepaid-TOD	06.00 hrs to 17.00hrs 17.00 hrs to 23.00hrs 23.00 hrs to 06.00hrs	367 404 341	12	
4	Irrigation pumping for agriculture	Rate C (5)	Normal TOD	06.00 hrs to 17.00hrs 17.00 hrs to 23.00hrs 23.00 hrs to 06.00hrs	All Units All Units All Units	268 532 146	20	Rate C (5)l	Prepaid TOD	06.00 hrs to 17.00hrs 17.00 hrs to 23.00hrs 23.00 hrs to 06.00hrs	261 522 144	20	Not Applicable					
5	Commercial Plantation	Rate C(4)-cp	Prepaid TOD	06.00 hrs to 17.00hrs 17.00 hrs to 23.00hrs 23.00 hrs to 06.00hrs	All Units All Units All Units	413 658 273	20	Not Applicable										
6	Short Term Irrigation Supply	Rate C(5)-stis	Prepaid TOD	06.00 hrs to 17.00hrs 17.00 hrs to 23.00hrs 23.00 hrs to 06.00hrs	All Units All Units All Units	408 653 269	20	Not Applicable										
7	Short Term Supply for Commercial Plantation	Rate C(4)-step	Prepaid TOD	06.00 hrs to 17.00hrs 17.00 hrs to 23.00hrs 23.00 hrs to 06.00hrs	All Units All Units All Units	418 669 276	20	Not Applicable										
8	Short Term Supply	Rate C(sts)	Prepaid TOD	06.00 hrs to 17.00hrs 17.00 hrs to 23.00hrs 23.00 hrs to 06.00hrs	All Units All Units All Units	468 515 435	40	Not Applicable										
9	Public Utility/ Specified Institution Public Bodies In Municipal Area / Non-Municipal Area	Rate C(2-U)	Normal	On all Units		402	24	Rate C(2-U)pp	Prepaid	On all Units	391	24	Rate C(2-U)pppt	Prepaid-TOD	06.00 hrs to 17.00 hrs & 20.00 hrs to 23.00 hrs 17.00 hrs to 20.00 hrs 23.00 hrs to 06.00 hrs	All Units All Units All Units	386 425 359	24
10	Cottage Industry/ Artisan/ Weavers/ Small Production oriented establishment	Rate C(4-ii)	Normal	First Next Above	100 200 300	358 417 429	12	Rate C(4-ii)pppt	Prepaid-TOD	06.00 hrs to 17.00hrs 17.00 hrs to 23.00hrs 23.00 hrs to 06.00hrs	374 411 349	12	Not Applicable					
11	Poultry, Duckery, Horticulture, Tissue culture, Floriculture, Herbal-Medicinal-Bio-Diesel Plant Farming, Food Processing Unit	Rate C(4-iii)	Normal	First Next Above	100 200 300	368 383 430	12	Rate C(4-iii)pppt	Prepaid-TOD	06.00 hrs to 17.00hrs 17.00 hrs to 23.00hrs 23.00 hrs to 06.00hrs	384 422 357	12	Not Applicable					
12	Public Water Works & Sewerage System	Rate B(ii)	Normal	On all Units		402	30	Rate B(ii)pppt	Prepaid-TOD	06.00 hrs to 17.00 hrs & 20.00 hrs to 23.00 hrs 17.00 hrs to 20.00 hrs 23.00 hrs to 06.00hrs	383 550 259	30	Not Applicable					
13	Industry (Rural) or Industry (Urban)	Rate C(1)	Normal	First Above	500 500	406 417	25	Rate C(1)	Normal-TOD	06.00 hrs to 17.00hrs 17.00 hrs to 23.00hrs 23.00 hrs to 06.00hrs	416 574 271	25	Not Applicable					

14	Street Lighting	Rate D(1)	Normal	On all Units	378	30	Not Applicable					Not Applicable	
15	Street Lighting with LED	Rate D(3)	Normal	On all Units	354	30	Not Applicable					Not Applicable	
16	Private Educational Institutions and Hospitals	Rate D(5)	Normal	On all Units	420	30	Rate D(5)t	Normal-TOD	06.00 hrs to 17.00 hrs & 20.00 hrs to 23.00 hrs	All Units	410	30	Not Applicable
								17.00 hrs to 20.00 hrs	All Units	492			
								23.00 hrs to 06.00hrs	All Units	383			
17	Emergency Supply	Rate D(6)	Prepaid- TOD	06.00 hrs to 17.00hrs 17.00 hrs to 23.00hrs 23.00 hrs to 06.00hrs	All Units All Units All Units	539 755 356	40	Not Applicable					Not Applicable
18	Construction Power Supply	Rate D(7)	Prepaid- TOD	06.00 hrs to 17.00 hrs & 20.00 hrs to 23.00 hrs 17.00 hrs to 20.00 hrs 23.00 hrs to 06.00hrs	All Units All Units All Units	417 500 275	24	Not Applicable					Not Applicable
19	Bulk Supply at single point to Co-operative Group Housing Society for providing power to its members or person for providing power to its employees in a single premises	Rate D(2)	Normal	On all Units	349	20	Rate D(2)t	Normal-TOD	06.00 hrs to 17.00hrs 17.00 hrs to 23.00hrs 23.00 hrs to 06.00hrs	All Units All Units All Units	344 378 320	20	Not Applicable
20	Common Services of Industrial Estates	Rate D(8)	Prepaid- TOD	06.00 hrs to 17.00 hrs & 20.00 hrs to 23.00 hrs 17.00 hrs to 20.00 hrs 23.00 hrs to 06.00hrs	All Units All Units All Units	405 567 264	30	Not Applicable					Not Applicable

Note: Fixed Charge will be applicable for the consumer having Contract Demand below 50 KVA and Demand Charge will be applicable for the consumer having contract Demand of 50 KVA and above.
HIGH & EXTRA HIGH VOLTAGE CONSUMERS

Sl. No.	Type of Consumer	Applicable Tariff Scheme							Optional Tariff Scheme								
		Consumer Category	Name of the Tariff Scheme	Consumption per month in kWh		Energy Charge (Paise/KWh)			Demand Charge (Rs/KVA/month)	Consumer Category	Name of the Tariff Scheme	Consumption per month in kWh		Energy Charge (Paise/KWh)			Demand Charge (Rs/KVA/month)
						Summer	Monsoon	Winter						Summer	Monsoon	Winter	
1	Public Utility (11 KV)	Rate A(2)	Normal	All Units		308	306	304	317.00	Rate A(2t)	Normal TOD	06.00 hrs to 17.00hrs & 20.00 hrs to 23.00 hrs 17.00 hrs to 20.00 hrs 23.00 hrs to 06.00hrs	All Units All Units All Units	306 337 285	304 334 283	302 332 281	317.00
2	Public Utility (33 KV)	Rate F(2)	Normal	All Units		296	284	282	317.00	Rate F(2t)	Normal TOD	06.00 hrs to 17.00hrs & 20.00 hrs to 23.00 hrs 17.00 hrs to 20.00 hrs 23.00 hrs to 06.00hrs	All Units All Units All Units	294 317 274	292 314 272	290 312 270	317.00
3	Industries (11 KV)	Rate A(1a)	Normal	All Units		386	364	382	317.00	Rate A(1t)	TOD	06.00 hrs to 17.00hrs 17.00 hrs to 23.00 hrs 23.00 hrs to 06.00hrs	All Units All Units All Units	384 518 269	382 516 267	380 513 266	317.00
4	Industries (33 KV)	Rate F(1a)	Normal-TOD	06.00 hrs to 17.00hrs 17.00 hrs to 23.00 hrs 23.00 hrs to 06.00hrs	All Units All Units All Units	371 501 260	368 498 258	367 495 257	317.00	Not Applicable							
5	Industries (132 KV)	Rate G(1a)	Normal-TOD	06.00 hrs to 17.00hrs 17.00 hrs to 23.00 hrs 23.00 hrs to 06.00hrs	All Units All Units All Units	360 486 252	358 483 251	356 481 249	317.00	Not Applicable							
6	Community Irrigation/ Irrigation	Rate S(gt)	Normal-TOD	06.00 hrs to 17.00hrs 17.00 hrs to 23.00 hrs 23.00 hrs to 06.00hrs	All Units All Units All Units	367 734 242	365 730 241	363 726 240	22.00	Not Applicable							
7	Commercial Plantation	Rate S(cpt)	Normal-TOD	06.00 hrs to 17.00hrs 17.00 hrs to 23.00 hrs 23.00 hrs to 06.00hrs	All Units All Units All Units	369 590 244	367 587 242	365 584 241	317.00	Not Applicable							
8	Short Term Irrigation Supply	Rate S(stis)	Normal-TOD	06.00 hrs to 17.00hrs 17.00 hrs to 23.00 hrs 23.00 hrs to 06.00hrs	All Units All Units All Units	389 622 257	387 619 255	385 616 254	22.00	Not Applicable							
9	Short Term Supply for Commercial Plantation	Rate S(sticp)	Normal-TOD	06.00 hrs to 17.00hrs 17.00 hrs to 23.00 hrs 23.00 hrs to 06.00hrs	All Units All Units All Units	374 598 247	372 595 246	370 592 244	317.00	Not Applicable							
10	Commercial (11 KV)	Rate A(3)	Normal	All Units		404	399	394	317.00	Rate A(3t)	Normal TOD	06.00 hrs to 17.00hrs 17.00 hrs to 23.00 hrs 23.00 hrs to 06.00hrs	All Units All Units All Units	395 508 277	380 502 274	375 495 270	317.00
11	Commercial (33 KV)	Rate F(3)	Normal	All Units		369	367	365	317.00	Rate F(3t)	Normal TOD	06.00 hrs to 17.00hrs 17.00 hrs to 23.00 hrs 23.00 hrs to 06.00hrs	All Units All Units All Units	378 492 271	371 490 267	366 483 264	317.00
12	Commercial (132 KV)	Rate G(3)	Normal	All Units		383	381	379	317.00	Rate G(3t)	Normal TOD	06.00 hrs to 17.00hrs 17.00 hrs to 23.00 hrs 23.00 hrs to 06.00hrs	All Units All Units All Units	370 518 266	365 511 263	360 504 259	317.00

13	Domestic	Rate S(d)	Normal		All Units	388	386	384	22.00	Rate S(dt)	Normal TOD	06.00 hrs to 17.00hrs 17.00 hrs to 23.00 hrs 23.00 hrs to 06.00hrs	All Units All Units All Units	382 420 367	380 418 365	378 416 363	22.00
14	Public Water Works & Sewerage (11 KV)	Rate E(pw)	Normal		All Units	362	360	358	317.00	Rate E(pwt)	Normal TOD	06.00 hrs to 17.00hrs & 20.00 hrs to 23.00 hrs 17.00 hrs to 20.00 hrs 23.00 hrs to 06.00hrs	All Units All Units All Units	351 463 253	345 457 249	341 450 246	317.00
15	Public Water Works & Sewerage (33 KV)	Rate F(pw)	Normal-TOD	06.00 hrs to 17.00hrs & 20.00 hrs to 23.00 hrs 17.00 hrs to 20.00 hrs 23.00 hrs to 06.00hrs	All Units All Units All Units	349 489 230	342 486 229	345 483 228	317.00	Not Applicable							
16	Sports Complex & Auditorium run by Govt./ local bodies for cultural affairs	Rate S(c)	Normal		All Units	393	391	389	29.00	Not Applicable							
17	Cold Storage or Dairy with Chilling Plant (11 KV)	Rate A(4-pi)	Normal		All Units	394	391	389	317.00	Rate A(4-pit)	Normal TOD	06.00 hrs to 17.00hrs 17.00 hrs to 23.00 hrs 23.00 hrs to 06.00hrs	All Units All Units All Units	384 507 276	381 503 274	378 499 272	317.00
18	Emergency Supply	Rate S(ES)	Normal-TOD	06.00 hrs to 17.00hrs 17.00 hrs to 23.00 hrs 23.00 hrs to 06.00hrs	All Units All Units All Units	425 595 339	415 581 331	405 587 323	317.00	Not Applicable							
19	Construction Power Supply	Rate S(con)	Normal-TOD	06.00 hrs to 17.00hrs & 20.00 hrs to 23.00 hrs 17.00 hrs to 20.00 hrs 23.00 hrs to 06.00hrs	All Units All Units All Units	355 422 265	345 408 256	335 393 249	317.00	Not Applicable							
20	Bulk Supply at single point to Co-operative Group Housing Society for providing power to its members or person for providing power to its employees in a single premises	Rate S(co)	Normal		All Units	367	364	361	22.00	Rate S(cot)	Normal-TOD	06.00 hrs to 17.00hrs 17.00 hrs to 23.00 hrs 23.00 hrs to 06.00hrs	All Units All Units All Units	363 399 338	360 396 335	357 393 332	22.00
21	Common Services of Industrial Estate	Rate E(ict)	Normal-TOD	06.00 hrs to 17.00hrs & 20.00 hrs to 23.00 hrs 17.00 hrs to 20.00 hrs 23.00 hrs to 06.00hrs	All Units All Units All Units	366 512 242	356 498 235	346 484 228	317.00	Not Applicable							
22	Traction (25 KV)	Rate T(a)	Normal		All Units	403	393	383	317.00	Not Applicable							
23	Traction (132 KV)	Rate T(b)	Normal		All Units	398	388	378	317.00	Not Applicable							
24	Short-term Supply	Rate S(st)	Normal-TOD	06.00 hrs to 17.00hrs 17.00 hrs to 23.00 hrs 23.00 hrs to 06.00hrs	All Units All Units All Units	413 442 384	411 440 382	409 450 380	317.00	Not Applicable							
25	Private Educational Institutions	Rate E(ei)	Normal		All Units	399	394	389	317.00	Rate E(eit)	Normal TOD	06.00 hrs to 17.00hrs 17.00 hrs to 23.00 hrs 23.00 hrs to 06.00hrs	All Units All Units All Units	385 424 358	380 418 354	375 413 349	317.00
26	Inter Plant Transfer	Rate IPT	Normal		All Units	419.77	419.77	419.77	0	Not Applicable							
Category of Consumers		Minimum Charge															
(i) LV & MV Domestic (Rural)		28 Rs/Month															
(ii) LV & MV Domestic (Urban)		28 Rs/Month															
18 Paise/unit special discount on energy charge for pre-paid tariff scheme with pre-paid meter for public water works.																	
10 Paise/unit rebate on energy charge for Street Lighting and Public Water Works in case of normal or normal TOD meters only for prompt payment.																	
Load Factor Rebate for HT consumers																	
Range of Load Factor		Supply Voltage															
		11 kV			33 kV			132 kV									
Above 55%	Upto 60%	1 Paise/KWh			2 Paise/KWh			3 Paise/KWh									
Above 60%	Upto 65%	2 Paise/KWh			3 Paise/KWh			4 Paise/KWh									
Above 65%	Upto 70%	3 Paise/KWh			4 Paise/KWh			5 Paise/KWh									
Above 70%	Upto 75%	10 Paise/KWh			11 Paise/KWh			12 Paise/KWh									
Above 75%	Upto 80%	12 Paise/KWh			13 Paise/KWh			14 Paise/KWh									
Above 80%	Upto 85%	14 Paise/KWh			15 Paise/KWh			16 Paise/KWh									
Above 85%	Upto 90%	16 Paise/KWh			17 Paise/KWh			18 Paise/KWh									
Above 90%	Upto 92%	18 Paise/KWh			19 Paise/KWh			20 Paise/KWh									
Above 92%	Upto 95%	22 Paise/KWh			24 Paise/KWh			25 Paise/KWh									
Above 95%		25 Paise/KWh			27 Paise/KWh			28 Paise/KWh									
Delayed Payment Surcharge:-																	
1.25% Per month of delay or pro-rated for part thereof upto 3 months of delay from due date of payment.																	
1.50% Per month of delay or pro-rated for part thereof for next 3 months of delay.																	
2.00% Per month of delay or pro-rated for part thereof beyond first 6 months of delay.																	
Assumed Power factor		90%															
Reference :Taken from WBERC website																	

ELECTRICITY TARIFF IN WEST BENGAL (DPSC LTD.) w.e.f. 01.04.2012

LOW & MEDIUM VOLTAGE CONSUMERS

Sl. No.	Type of Consumer	Applicable Tariff Scheme						Optional Tariff Scheme											
		Consumer Category	Name of the Tariff Scheme	Monthly consumption in kWh		Energy Charge (Paise/KWh)	Fixed/Demand Charge* in Rs./KVA/Month	Optional Tariff Scheme-I					Optional Tariff Scheme-II						
				Consumer Category	Name of the Tariff Scheme			Monthly consumption in kWh	Energy Charge (Paise/KWh)	Fixed/Demand Charge* in Rs./KVA/Month	Consumer Category	Name of the Tariff Scheme	Monthly consumption in kWh	Energy Charge (Paise/KWh)	Fixed/Demand Charge* in Rs./KVA/Month				
1	Life Line (Domestic)	D (LL)	Normal	All Units		282	5	Not Applicable											
2	Domestic (Rural) or Domestic (Urban)	D (L)	Normal	All Units		379	10	D (Lpp)	Prepaid	Not Applicable					Not Applicable				
3	Commercial (Rural) or Commercial (Urban) below 30 KVA	C (L)(ia)	Normal	All Units		410	12	C (L)(ia)	Normal-TOD	06.00 hrs to 17.00hrs	All Units	408	12	C (Ltp)(ia)	Prepaid-TOD	06.00 hrs to 17.00hrs	All Units	392	12
										17.00 hrs to 23.00hrs	All Units	448				17.00 hrs to 23.00hrs	All Units	432	
										23.00 hrs to 06.00hrs	All Units	342				23.00 hrs to 06.00hrs	All Units	334	
4	Commercial (Rural) or Commercial (Urban) 30 KVA & above	C (L)(ib)	Normal	All Units		488	12	C (L)(ib)	Normal-TOD	06.00 hrs to 17.00hrs	All Units	485	12	C (Ltp)(ib)	Prepaid-TOD	06.00 hrs to 17.00hrs	All Units	480	12
										17.00 hrs to 23.00hrs	All Units	534				17.00 hrs to 23.00hrs	All Units	527	
										23.00 hrs to 06.00hrs	All Units	408				23.00 hrs to 06.00hrs	All Units	403	
5	Irrigation	Rate C (at)	Normal TOD	06.00 hrs to 17.00hrs	All Units	243	24	Rate C(atpp)	Prepaid TOD	06.00 hrs to 17.00hrs	All Units	234	24	Not Applicable					
				17.00 hrs to 23.00hrs	All Units	618				17.00 hrs to 23.00hrs	All Units	606							
				23.00 hrs to 06.00hrs	All Units	161				23.00 hrs to 06.00hrs	All Units	165							
6	Commercial Plantation	Rate A (Cm-Ptpp)	Prepaid TOD	06.00 hrs to 17.00hrs	All Units	463	24	Not Applicable					Not Applicable						
				17.00 hrs to 23.00hrs	All Units	683													
				23.00 hrs to 06.00hrs	All Units	278													
7	Short Term Irrigation Supply	Rate C(stppt)	Prepaid TOD	06.00 hrs to 17.00hrs	All Units	282	24	Not Applicable					Not Applicable						
				17.00 hrs to 23.00hrs	All Units	829													
				23.00 hrs to 06.00hrs	All Units	166													
8	Short Term Supply for Commercial Plantation	Rate A (Cm-STPtp)	Prepaid TOD	06.00 hrs to 17.00hrs	All Units	487	24	Not Applicable					Not Applicable						
				17.00 hrs to 23.00hrs	All Units	731													
				23.00 hrs to 06.00hrs	All Units	292													
9	Short Term Supply	Rate STLT	Prepaid TOD	06.00 hrs to 17.00hrs	All Units	497	20	Not Applicable					Not Applicable						
				17.00 hrs to 23.00hrs	All Units	546													
				23.00 hrs to 06.00hrs	All Units	462													
10	Public Utility / Specified Institution / Public Bodies Municipal or Non-Municipal	Rate PU(LT)	Normal	On all Units		413	12	Rate PUp(LT)	Prepaid	On all Units		404	12	Rate PUp(LT)	Prepaid-TOD	06.00 hrs to 17.00 hrs & 20.00 hrs to 23.00 hrs	All Units	389	12
																17.00 hrs to 20.00 hrs	All Units	428	
																23.00 hrs to 06.00 hrs	All Units	362	
11	Cottage Industry/ Artisan/ Weavers/ Small Production oriented establishment not run by electricity as motive power	Rate C(L)(ii)	Normal	All Units		388	12	Rate Cppt(L)(ii)	Prepaid-TOD	06.00 hrs to 17.00hrs	All Units	380	12	Not Applicable					
										17.00 hrs to 23.00hrs	All Units	418							
										23.00 hrs to 06.00hrs	All Units	353							
12	Poultry, Duckery, Horticulture, Tissue culture, Floriculture, Herbal-Medicinal-Bio-Diesel Plant Farming, Food Processing Unit	Rate C(L)(iii)	Normal	All Units		490	12	Rate Cppt(L)(iii)	Prepaid-TOD	06.00 hrs to 17.00hrs	All Units	470	12	Not Applicable					
										17.00 hrs to 23.00hrs	All Units	517							
										23.00 hrs to 06.00hrs	All Units	437							
13	Public Water Works & Sewerage System	Rate B(II)	Normal	On all Units		416	22	Rate B(II)pt	Prepaid-TOD	06.00 hrs to 17.00 hrs & 20.00 hrs to 23.00 hrs	All Units	401	22	Not Applicable					
										17.00 hrs to 20.00 hrs	All Units	561							
										23.00 hrs to 06.00hrs	All Units	263							

14	Industry (Rural) or Industry (Urban)	Rate I(L)	Normal	All Units	452	22	Rate II(L)	Normal-TOD	06.00 hrs to 17.00hrs	All Units	452	22	Not Applicable	
									17.00 hrs to 23.00hrs	All Units	633			
									23.00 hrs to 06.00hrs	All Units	298			
15	Street Lighting	Rate D(1)	Normal	On all Units	474	22	Not Applicable						Not Applicable	
16	Street Lighting with LED	Rate D(8)	Normal	On all Units	382	22	Not Applicable						Not Applicable	
17	Private Educational Institutions and Hospitals	Rate S(L)	Normal	On all Units	502	24	Rate St(L)	Normal- TOD	06.00 hrs to 17.00 hrs & 17.00 hrs to 23.00 hrs	All Units	488	24	Not Applicable	
									23.00 hrs to 06.00hrs	All Units	536			
										All Units	454			
18	Emergency Supply	Rate D(2)	Prepaid- TOD	06.00 hrs to 17.00hrs	All Units	588	24	Not Applicable						Not Applicable
				17.00 hrs to 23.00hrs	All Units	823								
				23.00 hrs to 06.00hrs	All Units	389								
19	Construction Power Supply	Rate D(3)	Prepaid- TOD	08.00 hrs to 17.00 hrs & 20.00 hrs to 23.00 hrs	On all Units	528	24	Not Applicable						Not Applicable
				17.00 hrs to 20.00 hrs	On all Units	739								
				23.00 hrs to 06.00hrs	On all Units	349								
20	Co-operative Group Housing Society for providing power to its members or person for providing power to its employees in a single premises	Rate D(4)	Normal	All Units	383	24	Rate D(4)x	Normal- TOD	08.00 hrs to 17.00hrs	All Units	378	24	Not Applicable	
									17.00 hrs to 23.00hrs	All Units	416			
									23.00 hrs to 06.00hrs	All Units	352			
21	Common Services of Industrial Estates	Rate D(5)	Prepaid- TOD	06.00 hrs to 17.00 hrs & 20.00 hrs to 23.00 hrs	On all Units	473	30	Not Applicable						Not Applicable
				17.00 hrs to 20.00 hrs	On all Units	662								
				23.00 hrs to 06.00hrs	On all Units	312								

* Fixed Charge will be applicable for the Consumer having Contract Demand below 50 KVA and Demand Charge will be applicable for the Consumer having Contract Demand of 50 KVA and above.

HIGH & EXTRA HIGH VOLTAGE CONSUMERS

Sl. No.	Type of Consumer	Applicable Tariff Scheme							Optional Tariff Scheme								
		Consumer Category	Name of the Tariff Scheme	Monthly consumption in kWh		Energy Charge (Paise/KWh)			Demand Charge (Rs/KV A/month)	Consumer Category	Name of the Tariff Scheme	Monthly consumption in kWh		Energy Charge (Paise/KWh)			Demand Charge (Rs/ KVA/month)
						Summer	Monsoon	Winter						Summer	Monsoon	Winter	
1	Public Utility	Rate PU(H)	Normal	All Units	480	477	474	290.00	Rate PU(H)	Normal - TOD	06.00 hrs to 17.00hrs & 20.00 hrs to 23.00 hrs	All Units	473	470	467	290.00	
											17.00 hrs to 20.00 hrs	All Units	711	706	702		
											23.00 hrs to 06.00hrs	All Units	327	325	323		
2	Industries (50 KVA & above)	Rate I(H)	Normal	All Units	494	491	488	290.00	Rate I(H)	TOD	06.00 hrs to 17.00hrs	All Units	480	476	472	290.00	
											17.00 hrs to 23.00 hrs	All Units	671	665	660		
											23.00 hrs to 06.00hrs	All Units	316	313	311		
3	Industries (Below 50 KVA)	Rate I-2(H)	Normal	All Units	518	515	512	29.00	Rate I-2(H)	(TOD)	06.00 hrs to 17.00hrs	All Units	511	508	505	29.00	
											17.00 hrs to 23.00 hrs	All Units	715	711	707		
											23.00 hrs to 06.00hrs	All Units	337	335	333		
4	Industries (33 kV & above)	Rate I-3(H)	Normal- TOD	06.00 hrs to 17.00hrs 17.00 hrs to 23.00 hrs 23.00 hrs to 06.00hrs	All Units All Units All Units	476 665 313	472 662 312	468 656 309	290.00	Not Applicable							
5	Community Irrigation/ Irrigation	Rate AI(H)	Normal- TOD	06.00 hrs to 17.00hrs 17.00 hrs to 23.00 hrs 23.00 hrs to 06.00hrs	All Units All Units All Units	346 691 208	342 645 194	338 638 191	20.00	Not Applicable							
6	Commercial Plantation	Rate S(cp)	Normal- TOD	06.00 hrs to 17.00hrs 17.00 hrs to 23.00 hrs 23.00 hrs to 06.00hrs	All Units All Units All Units	503 704 332	500 700 330	498 697 328	290.00	Not Applicable							
7	Short Term Irrigation Supply	Rate S(stis)	Normal- TOD	06.00 hrs to 17.00hrs 17.00 hrs to 23.00 hrs 23.00 hrs to 06.00hrs	All Units All Units All Units	443 969 286	428 933 257	423 922 254	38.00	Not Applicable							
8	Short Term Supply for Commercial Plantation	Rate S(stop)	Normal- TOD	06.00 hrs to 17.00hrs 17.00 hrs to 23.00 hrs 23.00 hrs to 06.00hrs	All Units All Units All Units	503 704 302	501 701 301	499 698 300	290.00	Not Applicable							

9	Commercial	Rate C(H)	Normal		All Units	499	498	493	290.00	Rate C(H)	Normal TOD	06.00 hrs to 17.00hrs 17.00 hrs to 23.00 hrs 23.00 hrs to 06.00hrs	All Units All Units All Units	493 488 325	488 663 322	483 676 319	290.00
10	Domestic	Rate D(H)	Normal		All Units	564	561	558	22.00	Rate D(H)	Normal TOD	06.00 hrs to 17.00hrs 17.00 hrs to 23.00 hrs 23.00 hrs to 06.00hrs	All Units All Units All Units	557 513 518	551 606 512	545 600 507	22.00
11	Public Water Works & Sewerage	Rate PWW(H)	Normal		All Units	478	474	470	290.00	Rate PWW (H)	Normal TOD	06.00 hrs to 17.00hrs & 17.00 hrs to 23.00 hrs 17.00 hrs to 20.00 hrs 23.00 hrs to 06.00hrs	All Units All Units All Units	472 661 311	467 654 308	462 647 305	290.00
12	Sports Complex & Auditorium run by Govt./ local bodies for cultural affairs	Rate S(c)	Normal		All Units	330	320	310	290.00	Not Applicable							
13	Cold Storage or Dairy with Chilling Plant	Rate S(pl)	Normal		All Units	430	425	420	290.00	Rate S(pl)	Normal TOD	06.00 hrs to 17.00hrs 17.00 hrs to 23.00 hrs 23.00 hrs to 06.00hrs	All Units All Units All Units	425 595 280	419 587 276	413 578 272	290.00
14	Emergency Supply	Rate E(em)	Normal-TOD	06.00 hrs to 17.00hrs 17.00 hrs to 23.00 hrs 23.00 hrs to 06.00hrs	All Units All Units All Units	445 623 294	443 620 293	441 617 292	290.00	Not Applicable							
15	Construction Power Supply	Rate E(con)	Normal-TOD	06.00 hrs to 17.00hrs & 20.00 hrs to 23.00 hrs 17.00 hrs to 20.00 hrs 23.00 hrs to 06.00hrs	All Units All Units All Units	483 690 455	491 687 454	489 684 452	290.00	Not Applicable							
16	Co-operative Group Housing Society for providing power to its members or person for providing power to its	Rate S(co)	Normal		All Units	555	551	547	22.00	Rate S(co)	Normal-TOD	06.00 hrs to 17.00hrs 17.00 hrs to 23.00 hrs 23.00 hrs to 06.00hrs	All Units All Units All Units	549 604 561	544 599 556	539 593 551	22.00
17	Common Services of Industrial Estate	Rate E(ict)	Normal-TOD	06.00 hrs to 17.00hrs & 20.00 hrs to 23.00 hrs 17.00 hrs to 20.00 hrs 23.00 hrs to 06.00hrs	All Units All Units All Units	485 678 320	482 675 318	479 671 316	290.00	Not Applicable							
18	Traction	Rate T	Normal		All Units	533	528	523	290.00	Not Applicable							
19	Short-term Supply	Rate S(ST)	Normal-TOD	06.00 hrs to 17.00hrs 17.00 hrs to 23.00 hrs 23.00 hrs to 06.00hrs	All Units All Units All Units	593 652 551	591 650 650	589 648 548	290.00	Not Applicable							
20	Private Educational Institutions	Rate E(ei)	Normal		All Units	419	416	413	290.00	Rate E(ei)	Normal - TOD	06.00 hrs to 17.00hrs 17.00 hrs to 23.00 hrs 23.00 hrs to 06.00hrs	All Units All Units All Units	414 455 423	408 448 417	402 442 411	290.00
Load Factor Rebate for HT consumers																	
Supply Voltage																	
Amount of Rebate																	
Below 33kV																	
33 kV																	
Above 33 kV																	
Above 55%		Upto 60%		2 Paise/KWh		3 Paise/KWh		4 Paise/KWh									
Above 60%		Upto 65%		3 Paise/KWh		4 Paise/KWh		5 Paise/KWh									
Above 65%		Upto 70%		4 Paise/KWh		5 Paise/KWh		6 Paise/KWh									
Above 70%		Upto 75%		5 Paise/KWh		6 Paise/KWh		7 Paise/KWh									
Above 75%		Upto 80%		7 Paise/KWh		8 Paise/KWh		9 Paise/KWh									
Above 80%		Upto 85%		9 Paise/KWh		10 Paise/KWh		11 Paise/KWh									
Above 85%		Upto 90%		11 Paise/KWh		12 Paise/KWh		13 Paise/KWh									
Above 90%		Upto 92%		13 Paise/KWh		14 Paise/KWh		15 Paise/KWh									
Above 92%		Upto 95%		15 Paise/KWh		16 Paise/KWh		17 Paise/KWh									
Above 95%				17 Paise/KWh		18 Paise/KWh		19 Paise/KWh									
Prompt Payment Rebate:-																	
1.00% rebate on the amount of bill excluding meter rent, taxes, duties and levies and arrears if the payment is made within the due date, for all consumers, excluding consumers having pre-paid meters.																	
Delayed Payment Surcharge:-																	
1.25% Per month of delay or pro-rated for part thereof upto 3 months of delay from due date of payment.																	
1.50% Per month of delay or pro-rated for part thereof for next 3 months of delay.																	
2.00% Per month of delay or pro-rated for part thereof beyond first 6 months of delay.																	
Assumed Power factor 80%																	
Reference :WBERC/TP-51/11-12/1532 dated 18.02.2013																	

भाग - 3
विद्युत आपूर्ति तथा विद्युत शुल्क की
औसत दरें

PART-3

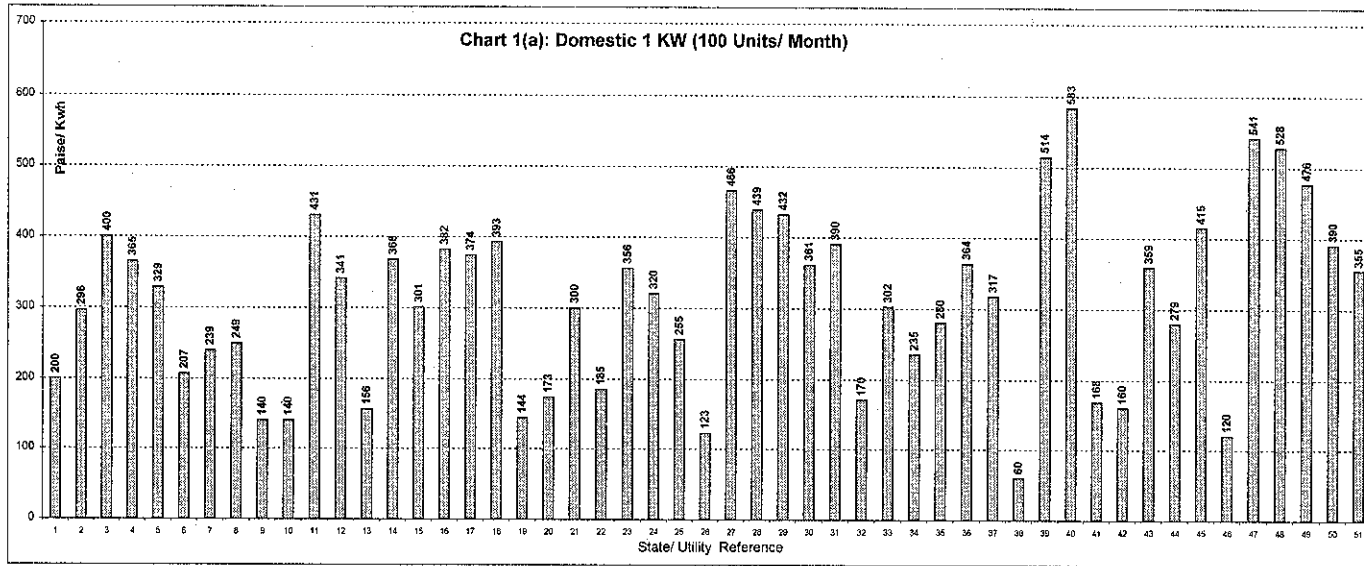
AVERAGE RATES OF ELECTRICITY
SUPPLY AND ELECTRICITY DUTY

सारणी सं० 1(क): घरेलू 1 कि०. वा०. (100 यूनिट/माह)
TABLE NO.1(a): DOMESTIC 1 KW (100 Units/Month)

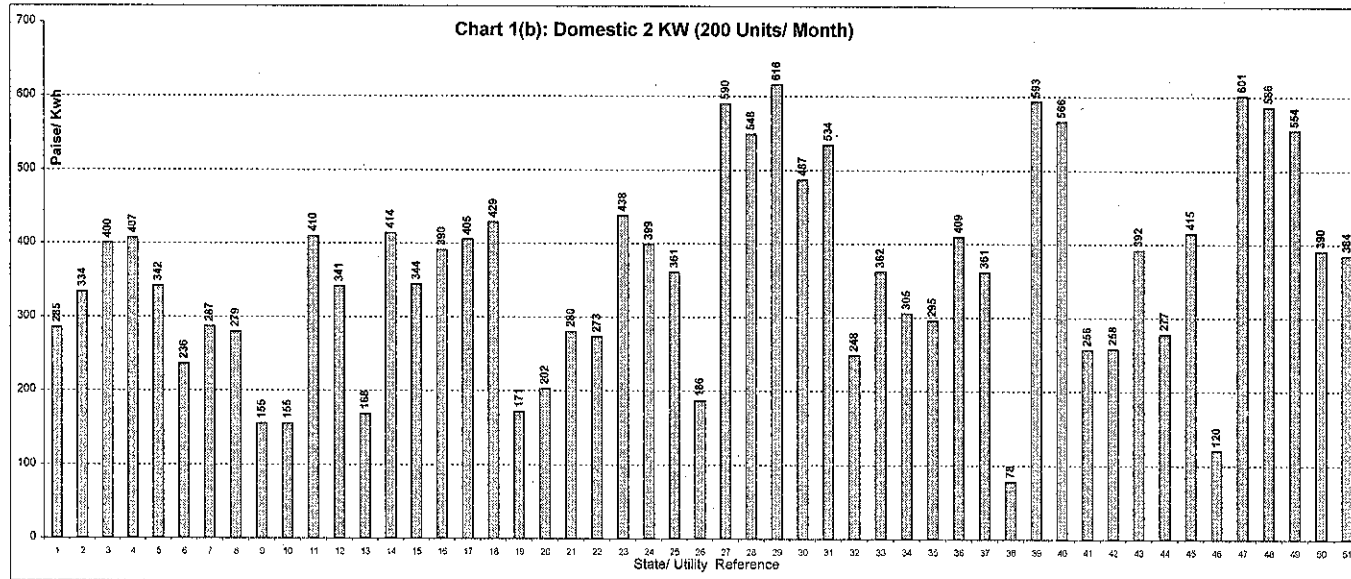
क्रमांक Sr. No.	युटिलिटी का नाम	Name of Utility	Tariff effective from	Av. Rate (P/KWh)	Duty/Tax (P/KWh)	Total (P/KWh)
1	अंडमान एण्ड निकोबार	Andaman & Nicobar Island	01.06.2012	200	0	200
2	आंध्र प्रदेश	Andhra Pradesh	01.04.2012	290	6	296
3	अरुणाचल प्रदेश	Arunachal Pradesh	01.04.2012	400	0	400
4	आसाम	Assam	24.05.2011	355	10	365
5	बिहार (शहरी क्षेत्र)	Bihar (Urban Areas)	01.04.2012	310	19	329
	(ग्रामीण क्षेत्र)	(Rural Areas)		195	12	207
6	चंडीगढ़	Chandigarh	01.05.2012	230	9	239
7	छत्तीस गढ़	Chhattishgarh	06.05.2012	210	39	249
8	दादरा एवं नागर हवेली	Dadra & Nagar Haveli	01.07.2012	140	0	140
9	दमन एवं दिव	Daman & Diu	01.08.2012	140	0	140
10	दिल्ली-(बी.वाइ.पी.एल./बी.आर.पी.एल./एन.डी.पी.ए)	Delhi-(BYPL/BRPL/NDPL-TPDDL)	01.07.2012	410	21	431
11	दिल्ली-(एन.डी.एम.सी.)	Delhi-(NDMC)	01.07.2012	325	16	341
12	गोवा	Goa	01.06.2012	136	20	156
13	गुजरात	Gujarat (Urban Areas)	01.06.2012	320	48	368
		(Rural Areas)		280	21	301
14	गुजरात-(टोरेन्ट पावर लि०, अहमदाबाद)	Gujarat-(Torrent Power Ltd., Ahmedabad)	01.06.2012	332	50	382
15	गुजरात-(टोरेन्ट पावर लि०, सुरत)	Gujarat-(Torrent Power Ltd., Surat)	01.06.2012	325	49	374
16	हरियाणा	Haryana	01.04.2012	378	15	393
17	हिमाचल प्रदेश	Himachal Pradesh	01.04.2012	140	4	144
18	जम्मू व कश्मीर	Jammu & Kashmir	01.04.2012	144	30	173
19	झारखंड	Jharkhand (Urban Areas)	01.08.2012	280	20	300
		(Rural Areas)		165	20	185
20	कर्नाटक	Karnataka	30.04.2012			
		BBMP, Municipal Corp.& all Urban Areas under Village Panchayats		339	17	356
				305	15	320
21	केरल	Kerala	01.07.2012	234	21	255
22	लक्षद्वीप	Lakshadweep	01.10.2012	123	0	123
23	मध्य प्रदेश	Madhya Pradesh (Urban Areas)	10.04.2012	428	38	466
		(Rural Areas)		403	36	439
24	महाराष्ट्र	Maharashtra	01.08.2012	376	56	432
25	महाराष्ट्र-मुम्बई-(बी.ई.एस.टी.)	Maharashtra - Mumbai-(B.E.S.T)	01.06.2012	301	60	361
26	महाराष्ट्र-मुम्बई-(रिलायंस एनर्जी)	Maharashtra - Mumbai-(Reliance Energy)	15.06.2009	326	64	390
27	महाराष्ट्र-मुम्बई-(टाटा)	Maharashtra - Mumbai-(TATA's)	01.09.2010	135	35	170
28	मणीपुर	Manipur	01.09.2012	300	2	302
29	मिजोरम	Mizoram	01.08.2012	235	0	235
30	मेघालय	Meghalaya	01.02.2012	275	5	280
31	नागालैंड	Nagaland	01.04.2012	364	0	364
32	उड़ीसा	Orissa	01.04.2012	305	12	317
33	पुदुचेरी	Puducherry	01.06.2012	60	0	60
34	पंजाब	Punjab	01.04.2012	455	59	514
35	राजस्थान	Rajasthan	10.08.2012	543	40	583
36	सिक्किम	Sikkim	01.04.2012	168	0	168
37	तमिल नाडु	Tamil Nadu	01.04.2012	160	0	160
38	त्रिपुरा	Tripura	01.04.2012	359	0	359
39	उत्तराखंड	Uttarakhand	01.04.2012	264	15	279
40	उत्तर प्रदेश	Uttar Pradesh (URBAN)	01.10.2012	410	5	415
		(RURAL)		115	5	120
41	पश्चिम बंगाल	West Bengal (URBAN)	01.04.2012	541	0	541
		(RURAL)		528	0	528
42	पश्चिम बंगाल-कोलकाता-(सी.ई.एस.सी.)	West Bengal - (CESC Ltd., Kolkata)	01.04.2011	476	0	476
43	पश्चिम बंगाल-(डी.पी.एस.सी.)	West Bengal - (DPSC Ltd.)	01.04.2012	390	0	390
44	पश्चिम बंगाल-दुर्गापुर परियोजना	West Bengal-Durgapur Projects Ltd.	01.04.2012	355	0	355

सारणी सं० 1(ख): घरेलू 2 कि०. वा०. (200 यूनिट/माह)
TABLE NO.1(b): DOMESTIC 2 KW (200 Units/Month)

क्रमांक Sr. No.	युटिलिटी का नाम	Name of Utility	Tariff effective from	Av. Rate (P/KWh)	Duty/Tax (P/KWh)	Total (P/KWh)
1	अंडमान एण्ड निकोबार	Andaman & Nicobar Island	01.06.2012	285	0	285
2	आंध्र प्रदेश	Andhra Pradesh	01.04.2012	328	6	334
3	अरुणाचल प्रदेश	Arunachal Pradesh	01.04.2012	400	0	400
4	आसाम	Assam	24.05.2011	397	10	407
5	बिहार (शहरी क्षेत्र)	Bihar (Urban Areas)	01.04.2012	323	19	342
	(ग्रामीण क्षेत्र)	(Rural Areas)		223	13	236
6	चंडीगढ़	Chandigarh	01.05.2012	278	9	287
7	छत्तीस गढ़	Chhattishgarh	06.05.2012	235	44	279
8	दादरा एवं नागर हवेली	Dadra & Nagar Haveli	01.07.2012	155	0	155
9	दमन एवं दिव	Daman & Diu	01.08.2012	155	0	155
10	दिल्ली-(बी.वाइ.पी.एल./बी.आर.पी.एल./एन.डी.पी.ए)	Delhi-(BYPL/BRPL/NDPL-TPDDL)	01.07.2012	390	20	410
11	दिल्ली-(एन.डी.एम.सी.)	Delhi-(NDMC)	01.07.2012	325	16	341
12	गोवा	Goa	01.06.2012	148	20	168
13	गुजरात	Gujarat (Urban Areas)	01.06.2012	360	54	414
		(Rural Areas)		320	24	344
14	गुजरात-(टोरेंट पावर लि०, अहमदाबाद)	Gujarat-(Torrent Power Ltd., Ahmedabad)	01.06.2012	339	51	390
15	गुजरात-(टोरेंट पावर लि०, सुरत)	Gujarat-(Torrent Power Ltd., Surat)	01.06.2012	353	53	405
16	हरियाणा	Haryana	01.04.2012	414	15	429
17	हिमाचल प्रदेश	Himachal Pradesh	01.04.2012	166	5	171
18	जम्मू व कश्मीर	Jammu & Kashmir	01.04.2012	167	36	202
19	झारखंड	Jharkhand (Urban Areas)	01.08.2012	260	20	280
		(Rural Areas)		253	20	273
20	कर्नाटक	Karnataka	30.04.2012			
		BBMP, Municipal Corp. & all Urban Areas under Village Panchayats		417	21	438
				380	19	399
21	केरल	Kerala	01.07.2012	330	31	361
22	लक्षद्वीप	Lakshadweep	01.10.2012	186	0	186
23	मध्य प्रदेश	Madhya Pradesh (Urban Areas)	10.04.2012	534	56	590
		(Rural Areas)		496	52	548
24	महाराष्ट्र	Maharashtra	01.08.2012	536	80	616
25	महाराष्ट्र-मुंबई-(बी.ई.एस.टी.)	Maharashtra - Mumbai-(B.E.S.T)	01.06.2012	410	77	487
26	महाराष्ट्र-मुंबई-(रिलायंस एनर्जी)	Maharashtra - Mumbai-(Reliance Energy)	15.06.2009	451	83	534
27	महाराष्ट्र-मुंबई-(टाटा)	Maharashtra - Mumbai-(TATA's)	01.09.2010	203	45	248
28	मणीपुर	Manipur	01.09.2012	360	2	362
29	मिजोरम	Mizoram	01.08.2012	305	0	305
30	मेघालय	Meghalaya	01.02.2012	290	5	295
31	नागालैंड	Nagaland	01.04.2012	409	0	409
32	उड़ीसा	Orissa	01.04.2012	348	14	361
33	पुदुचेरी	Puducherry	01.06.2012	78	0	78
34	पंजाब	Punjab	01.04.2012	525	68	593
35	राजस्थान	Rajasthan	10.08.2012	516	50	566
36	सिक्किम	Sikkim	01.04.2012	256	0	256
37	तमिल नाडु	Tamil Nadu	01.04.2012	258	0	258
38	त्रिपुरा	Tripura	01.04.2012	392	0	392
39	उत्तराखंड	Uttarakhand	01.04.2012	262	15	277
40	उत्तर प्रदेश	Uttar Pradesh (URBAN)	01.10.2012	410	5	415
		(RURAL)		115	5	120
41	पश्चिम बंगाल	West Bengal (URBAN)	01.04.2012	601	0	601
		(RURAL)		586	0	586
42	पश्चिम बंगाल-कोलकता-(सी.ई.एस.सी.)	West Bengal - (CESC Ltd., Kolkata)	01.04.2011	554	0	554
43	पश्चिम बंगाल-(डी.पी.एस.सी.)	West Bengal - (DPSC Ltd.)	01.04.2012	390	0	390
44	पश्चिम बंगाल-दुर्गापुर परियोजना	West Bengal-Durgapur Projects Ltd.	01.04.2012	384	0	384



- Index of States**
- 1 A&N Island
 - 2 Andhra Pradesh
 - 3 Arunachal Pradesh
 - 4 Assam
 - 5 Bihar (Urban)
 - 6 Bihar (Rural)
 - 7 Chandigarh
 - 8 Chhattisgarh
 - 9 Dadr&Ngr Haveli
 - 10 Daman & Diu
 - 11 Delhi (BSES/NDPL)
 - 12 Delhi (NDMC)
 - 13 Goa
 - 14 Gujarat (Urban)
 - 15 Gujarat (Rural)
 - 16 Gujarat (Ahmadabad)
 - 17 Gujarat (Surat)
 - 18 Haryana
 - 19 Himachal Pradesh
 - 20 Jammu & Kashmir
 - 21 Jharkhand (Urban)
 - 22 Jharkhand (Rural)
 - 23 Karnataka (Banglore & other Cities)
 - 24 Karnataka (Area under Village Panchayat)
 - 25 Kerala
 - 26 Lakshadweep
 - 27 MP (Urban)
 - 28 MP (Rural)
 - 29 Maharashtra
 - 30 Maharashtra - Mumbai-(B.E.S.T)
 - 31 Maharashtra - Mumbai-(Reliance Energy)
 - 32 Maharashtra - Mumbai-(TATA's)
 - 33 Manipur
 - 34 Mizoram
 - 35 Meghalaya
 - 36 Nagaland
 - 37 Orissa
 - 38 Puducherry
 - 39 Punjab
 - 40 Rajasthan
 - 41 Sikkim
 - 42 Tamil Nadu
 - 43 Tripura
 - 44 Uttaranchal
 - 45 U. P. (Urban)
 - 46 U. P. (Rural)
 - 47 West Bengal (Urban)
 - 48 West Bengal (Rural)
 - 49 W. B. (Kolkata CESC)
 - 50 West Bengal-DPSC
 - 51 West Bengal (DPL)

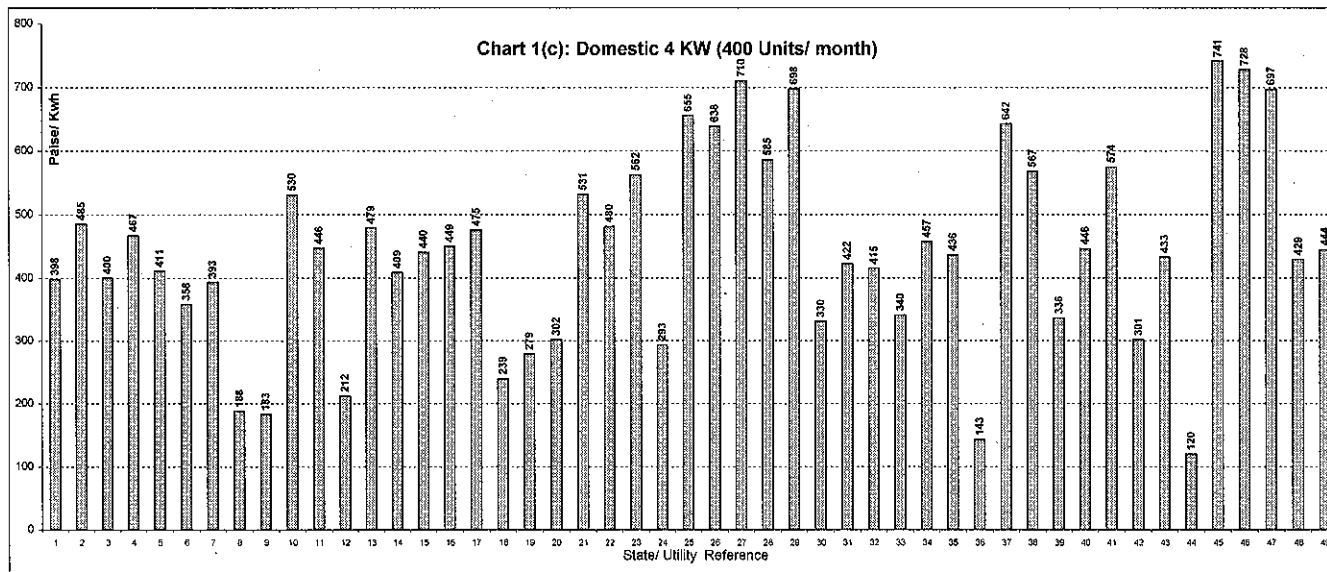


सारणी सं० 1(ग): घरेलू 4 कि०. वा०. (400 यूनिट/माह)
TABLE NO.1(c): DOMESTIC 4 KW (400 Units/Month)

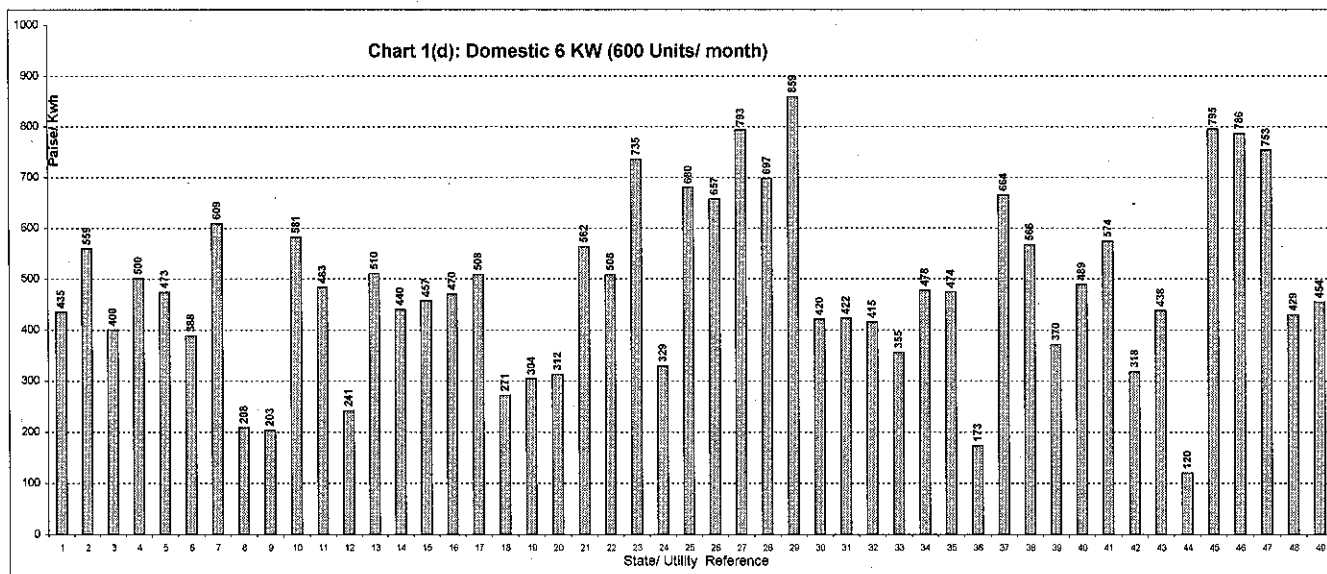
क्रमांक Sr. No.	युटिलिटी का नाम	Name of Utility	Tariff effective from	Av. Rate (P/KWh)	Duty/Tax (P/KWh)	Total (P/KWh)
1	अंडमान एण्ड निकोबार	Andaman & Nicobar Island	01.06.2012	398	0	398
2	आंध्र प्रदेश	Andhra Pradesh	01.04.2012	479	6	485
3	अरुणाचल प्रदेश	Arunachal Pradesh	01.04.2012	400	0	400
4	आसाम	Assam	24.05.2011	457	10	467
5	बिहार	Bihar	01.04.2012	388	23	411
6	चंडीगढ़	Chandigarh	01.05.2012	349	9	358
7	छत्तीस गढ़	Chhattishgarh	06.05.2012	323	70	393
8	दादरा एवं नागर हवेली	Dadra & Nagar Haveli	01.07.2012	188	0	188
9	दमन एवं दिव	Daman & Diu	01.08.2012	183	0	183
10	दिल्ली-(बी.वाइ.पी.एल./बी.आर.पी.एल./एन.डी.पी.ए)	Delhi-(BYPL/BRPL/NDPL-TPDDL)	01.07.2012	505	25	530
11	दिल्ली-(एन.डी.एम.सी.)	Delhi-(NDMC)	01.07.2012	425	21	446
12	गोवा	Goa	01.06.2012	192	20	212
13	गुजरात	Gujarat (Urban Areas)	01.06.2012	416	62	479
		(Rural Areas)		380	29	409
14	गुजरात-(टोरेंट पावर लि०, अहमदाबाद)	Gujarat-(Torrent Power Ltd., Ahmedabad)	01.06.2012	382	58	440
15	गुजरात-(टोरेंट पावर लि०, सुरत)	Gujarat-(Torrent Power Ltd., Surat)	01.06.2012	391	59	449
16	हरियाणा	Haryana	01.04.2012	460	15	475
17	हिमाचल प्रदेश	Himachal Pradesh	01.04.2012	233	7	239
18	जम्मू व कश्मीर	Jammu & Kashmir	01.04.2012	229	50	279
19	झारखंड	Jharkhand	01.08.2012	280	22	302
20	कर्नाटक	Karnataka	30.04.2012			
		BBMP, Municipal Corp. & all Urban		506	25	531
		Areas under Village Panchayats		458	23	480
21	केरल	Kerala	01.07.2012	513	49	562
22	लक्षद्वीप	Lakshadweep	01.10.2012	293	0	293
23	मध्य प्रदेश	Madhya Pradesh (Urban Areas)	10.04.2012	581	74	655
		(Rural Areas)		566	72	638
24	महाराष्ट्र	Maharashtra	01.08.2012	617	93	710
25	महाराष्ट्र-मुम्बई-(बी.ई.एस.टी.)	Maharashtra - Mumbai-(B.E.S.T)	01.06.2012	496	89	585
26	महाराष्ट्र-मुम्बई-(रिलायंस एनर्जी)	Maharashtra - Mumbai-(Reliance Energy)	15.06.2009	594	104	698
27	महाराष्ट्र-मुम्बई-(टाटा)	Maharashtra - Mumbai-(TATA's)	01.09.2010	274	56	330
28	मणिपुर	Manipur	01.09.2012	420	2	422
29	मिजोरम	Mizoram	01.08.2012	415	0	415
30	मेघालय	Meghalaya	01.02.2012	335	5	340
31	नागालैंड	Nagaland	01.04.2012	457	0	457
32	उड़ीसा	Orissa	01.04.2012	419	17	436
33	पुदुचेरी	Puducherry	01.06.2012	143	0	143
34	पंजाब	Punjab	01.04.2012	568	74	642
35	राजस्थान	Rajasthan	10.08.2012	517	50	567
36	सिक्किम	Sikkim	01.04.2012	336	0	336
37	तमिल नाडु	Tamil Nadu	01.04.2012	446	0	446
38	त्रिपुरा	Tripura	01.04.2012	574	0	574
39	उत्तराखंड	Uttarakhand	01.04.2012	286	15	301
40	उत्तर प्रदेश	Uttar Pradesh (URBAN)	01.10.2012	428	5	433
		(RURAL)		115	5	120
41	पश्चिम बंगाल	West Bengal (URBAN)	01.04.2012	674	67	741
		(RURAL)		662	66	728
42	पश्चिम बंगाल-कोलकता-(सी.ई.एस.सी.)	West Bengal - (CESC Ltd., Kolkata)	01.04.2011	634	63	697
43	पश्चिम बंगाल-(डी.पी.एस.सी.)	West Bengal - (DPSC Ltd.)	01.04.2012	390	39	429
44	पश्चिम बंगाल-दुर्गापुर परियोजना	West Bengal-Durgapur Projects Ltd.	01.04.2012	404	40	444

सारणी सं० 1(घ): घरेलू 6 कि०. वा०. (600 यूनिट/माह)
TABLE NO.1(d): DOMESTIC 6 KW (600 Units/Month)

क्रमांक Sr. No.	युटिलिटी का नाम	Name of Utility	Tariff effective from	Av. Rate (P/KWh)	Duty/Tax (P/KWh)	Total (P/KWh)
1	अंडमान एण्ड निकोबार	Andaman & Nicobar Island	01.06.2012	435	0	435
2	आंध्र प्रदेश	Andhra Pradesh	01.04.2012	553	6	559
3	अरुणाचल प्रदेश	Arunachal Pradesh	01.04.2012	400	0	400
4	आसाम	Assam	24.05.2011	490	10	500
5	बिहार	Bihar	01.04.2012	447	27	473
6	चंडीगढ़	Chandigarh	01.05.2012	379	9	388
7	छत्तीस गढ़	Chhattishgarh	06.05.2012	498	110	609
8	दादरा एवं नागर हवेली	Dadra & Nagar Haveli	01.07.2012	208	0	208
9	दमन एवं दिव	Daman & Diu	01.08.2012	203	0	203
10	दिल्ली-(बी.वाइ.पी.एल./बी.आर.पी.एल./एन.डी.पी.ए)	Delhi-(BYPL/BRPL/NDPL-TPDDL)	01.07.2012	553	28	581
11	दिल्ली-(एन.डी.एम.सी.)	Delhi-(NDMC)	01.07.2012	460	23	483
12	गोवा	Goa	01.06.2012	221	20	241
13	गुजरात	Gujarat (Urban Areas)	01.06.2012	443	67	510
		(Rural Areas)		409	31	440
14	गुजरात-(टोरेन्ट पावर लि०, अहमदाबाद)	Gujarat-(Torrent Power Ltd., Ahmedabad)	01.06.2012	397	60	457
15	गुजरात-(टोरेन्ट पावर लि०, सूरात)	Gujarat-(Torrent Power Ltd., Surat)	01.06.2012	409	61	470
16	हरियाणा	Haryana	01.04.2012	493	15	508
17	हिमाचल प्रदेश	Himachal Pradesh	01.04.2012	263	8	271
18	जम्मू व कश्मीर	Jammu & Kashmir	01.04.2012	250	54	304
19	झारखंड	Jharkhand	01.08.2012	290	22	312
20	कर्नाटक	Karnataka	30.04.2012			
		BBMP, Municipal Corp.& all Urban		536	27	562
		Areas under Village Panchayats		483	24	508
21	केरल	Kerala	01.07.2012	670	65	735
22	लक्षद्वीप	Lakshadweep	01.10.2012	329	0	329
23	मध्य प्रदेश	Madhya Pradesh (Urban Areas)	10.04.2012	599	81	680
		(Rural Areas)		579	78	657
24	महाराष्ट्र	Maharashtra	01.08.2012	690	103	793
25	महाराष्ट्र-मुम्बई-(बी.ई.एस.टी.)	Maharashtra - Mumbai-(B.E.S.T)	01.06.2012	593	104	697
26	महाराष्ट्र-मुम्बई-(रिलायंस एनर्जी)	Maharashtra - Mumbai-(Reliance Energy)	15.06.2009	734	125	859
27	महाराष्ट्र-मुम्बई-(टाटा)	Maharashtra - Mumbai-(TATA's)	01.09.2010	353	68	420
28	मणीपुर	Manipur	01.09.2012	420	2	422
29	मिजोरम	Mizoram	01.08.2012	415	0	415
30	मेघालय	Meghalaya	01.02.2012	350	5	355
31	नागालैंड	Nagaland	01.04.2012	478	0	478
32	उड़ीसा	Orissa	01.04.2012	456	18	474
33	पुदुचेरी	Puducherry	01.06.2012	173	0	173
34	पंजाब	Punjab	01.04.2012	588	76	664
35	राजस्थान	Rajasthan	10.08.2012	516	50	566
36	सिक्किम	Sikkim	01.04.2012	370	0	370
37	तमिल नाडु	Tamil Nadu	01.04.2012	489	0	489
38	त्रिपुरा	Tripura	01.04.2012	574	0	574
39	उत्तराखंड	Uttarakhand	01.04.2012	303	15	318
40	उत्तर प्रदेश	Uttar Pradesh (URBAN)	01.10.2012	433	5	438
		(RURAL)		115	5	120
41	पश्चिम बंगाल	West Bengal (URBAN)	01.04.2012	723	72	795
		(RURAL)		715	71	786
42	पश्चिम बंगाल-कोलकता-(सी.ई.एस.सी.)	West Bengal - (CESC Ltd., Kolkata)	01.04.2011	684	68	753
43	पश्चिम बंगाल-(डी.पी.एस.सी.)	West Bengal - (DPSC Ltd.)	01.04.2012	390	39	429
44	पश्चिम बंगाल-दुर्गापुर परियोजना	West Bengal-Durgapur Projects Ltd.	01.04.2012	413	41	454



- Index of States
- 1 A&N Island
 - 2 Andhra Pradesh
 - 3 Arunachal Pradesh
 - 4 Assam
 - 5 Bihar
 - 6 Chandigarh
 - 7 Chhattishgarh
 - 8 Dadr&Ngr Haveli
 - 9 Daman & Diu
 - 10 Delhi (BSES/NDPL)
 - 11 Delhi (NDMC)
 - 12 Goa
 - 13 Gujarat (Urban)
 - 14 Gujarat (Rural)
 - 15 Gujarat (Ahmadabad)
 - 16 Gujarat (Surat)
 - 17 Haryana
 - 18 Himachal Pradesh
 - 19 Jammu & Kashmir
 - 20 Jharkhand
 - 21 Karnataka (Banglore & other Cities)
 - 22 Karnataka (Area under Village Punc
 - 23 Kerala
 - 24 Lakshadweep
 - 25 MP (Urban)
 - 26 MP (Rural)
 - 27 Maharashtra
 - 28 Maharashtra - Mumbai-(B.E.S.T)
 - 29 Maharashtra - Mumbai-(Reliance E
 - 30 Maharashtra - Mumbai-(TATA's)
 - 31 Manipur
 - 32 Mizoram
 - 33 Meghalaya
 - 34 Nagaland
 - 35 Orissa
 - 36 Puducherry
 - 37 Punjab
 - 38 Rajasthan
 - 39 Sikkim
 - 40 Tamil Nadu
 - 41 Tripura
 - 42 Uttaranchal
 - 43 U. P. (Urban)
 - 44 U. P. (Rural)
 - 45 West Bengal (Urban)
 - 46 West Bengal (Rural)
 - 47 W. B. (Kolkata CESC)
 - 48 West Bengal-DPSC
 - 49 West Bengal (DPL)

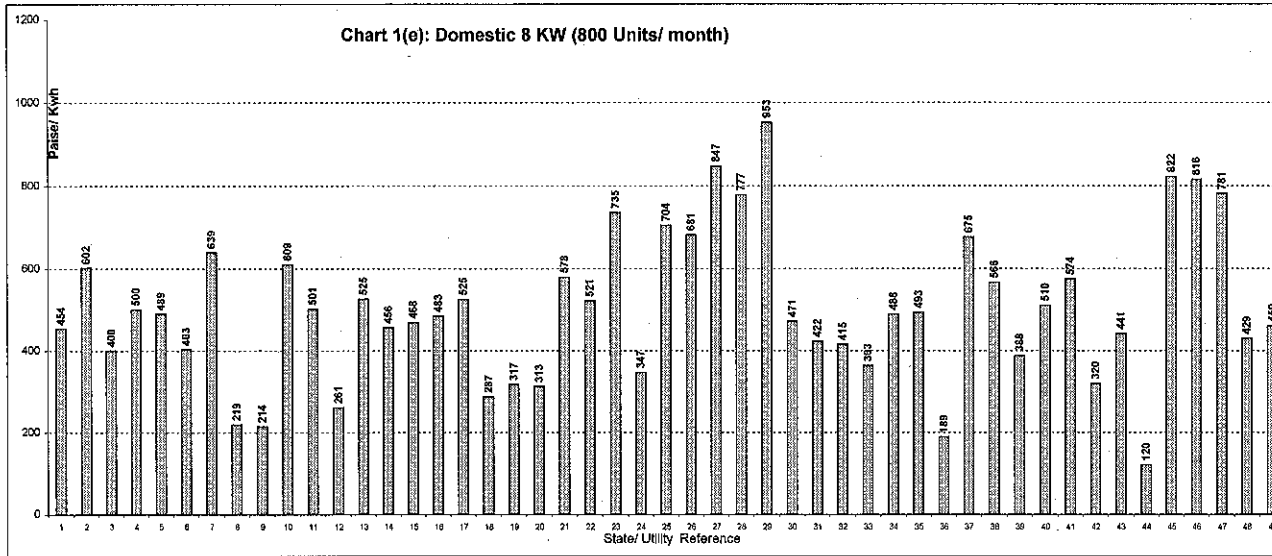


सारणी सं० 1(ड): घरेलू 8 कि०. वा०. (800 यूनिट/माह)
TABLE NO.1(e): DOMESTIC 8 KW (800 Units/Month)

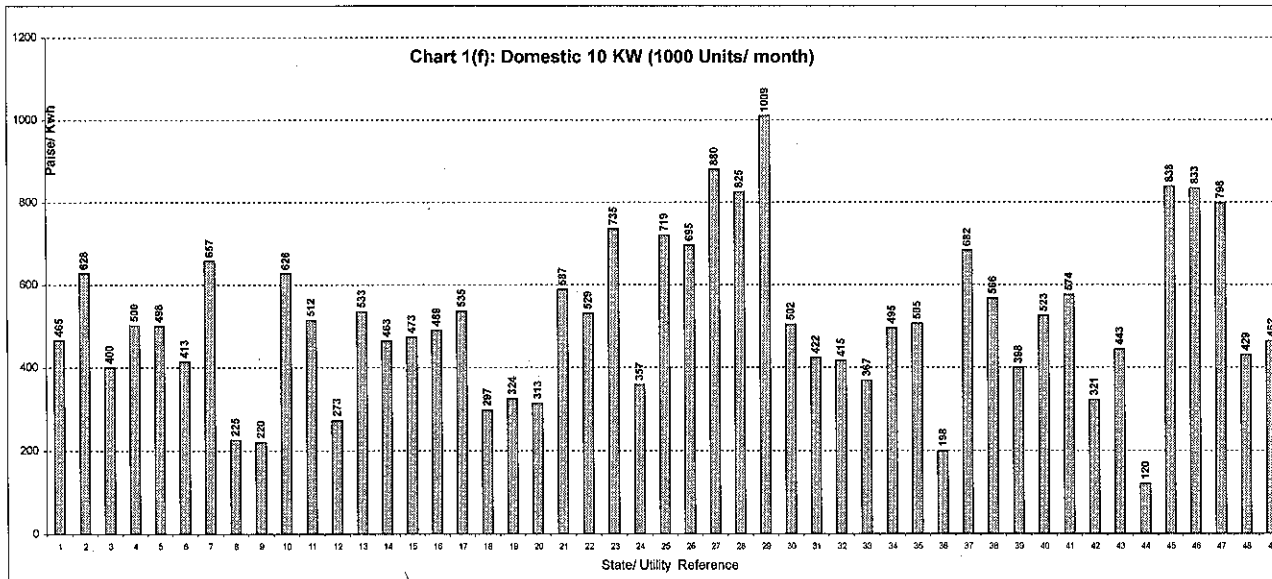
क्रमांक Sr. No.	युटिलिटी का नाम	Name of Utility	Tariff effective from	Av. Rate (P/KWh)	Duty/Tax (P/KWh)	Total (P/KWh)
1	अंडेमान एण्ड निकोबार	Andaman & Nicobar Island	01.06.2012	454	0	454
2	आंध्र प्रदेश	Andhra Pradesh	01.04.2012	596	6	602
3	अरुणाचल प्रदेश	Arunachal Pradesh	01.04.2012	400	0	400
4	आसाम	Assam	24.05.2011	490	10	500
5	बिहार	Bihar	01.04.2012	461	28	489
6	चंडीगढ़	Chandigarh	01.05.2012	394	9	403
7	छत्तीस गढ़	Chhattishgarh	06.05.2012	520	119	639
8	दादरा एवं नागर हवेली	Dadra & Nagar Haveli	01.07.2012	219	0	219
9	दमन एवं दिव	Daman & Diu	01.08.2012	214	0	214
10	दिल्ली-(बी.वड़.पी.एल./बी.आर.पी.एल./एन.डी.पी.ए)	Delhi-(BYPL/BRPL/NDPL-TPDDL)	01.07.2012	580	29	609
11	दिल्ली-(एन.डी.एम.सी.)	Delhi-(NDMC)	01.07.2012	478	24	501
12	गोवा	Goa	01.06.2012	241	20	261
13	गुजरात	Gujarat (Urban Areas)	01.06.2012	457	69	525
		(Rural Areas)		424	32	456
14	गुजरात-(टोरेंट पावर लि०, अहमदाबाद)	Gujarat-(Torrent Power Ltd., Ahmedabad)	01.06.2012	407	62	468
15	गुजरात-(टोरेंट पावर लि०, सूरत)	Gujarat-(Torrent Power Ltd., Surat)	01.06.2012	420	63	483
16	हरियाणा	Haryana	01.04.2012	510	15	525
17	हिमाचल प्रदेश	Himachal Pradesh	01.04.2012	279	8	287
18	जम्मू व कश्मीर	Jammu & Kashmir	01.04.2012	260	57	317
19	झारखंड	Jharkhand	01.08.2012	290	23	313
20	कर्नाटक	Karnataka	30.04.2012			
		BBMP, Municipal Corp.& all Urban		551	28	578
		Areas under Village Panchayats		496	25	521
21	केरल	Kerala	01.07.2012	670	65	735
22	लक्षद्वीप	Lakshadweep	01.10.2012	347	0	347
23	मध्य प्रदेश	Madhya Pradesh (Urban Areas)	10.04.2012	618	86	704
		(Rural Areas)		598	83	681
24	महाराष्ट्र	Maharashtra	01.08.2012	737	111	847
25	महाराष्ट्र-मुंबई-(बी.ई.एस.टी.)	Maharashtra - Mumbai-(B.E.S.T)	01.06.2012	663	114	777
26	महाराष्ट्र-मुंबई-(रिलायंस एनर्जी)	Maharashtra - Mumbai-(Reliance Energy)	15.06.2009	815	137	953
27	महाराष्ट्र-मुंबई-(टाटा)	Maharashtra - Mumbai-(TATA's)	01.09.2010	397	75	471
28	मणिपुर	Manipur	01.09.2012	420	2	422
29	मिजोरम	Mizoram	01.08.2012	415	0	415
30	मेघालय	Meghalaya	01.02.2012	358	5	363
31	नागालैंड	Nagaland	01.04.2012	488	0	488
32	उड़ीसा	Orissa	01.04.2012	474	19	493
33	पुदुचेरी	Puducherry	01.06.2012	189	0	189
34	पंजाब	Punjab	01.04.2012	598	78	675
35	राजस्थान	Rajasthan	10.08.2012	516	50	566
36	सिक्किम	Sikkim	01.04.2012	388	0	388
37	तमिल नाडु	Tamil Nadu	01.04.2012	510	0	510
38	त्रिपुरा	Tripura	01.04.2012	574	0	574
39	उत्तराखंड	Uttarakhand	01.04.2012	305	15	320
40	उत्तर प्रदेश	Uttar Pradesh (URBAN)	01.10.2012	436	5	441
		(RURAL)		115	5	120
41	पश्चिम बंगाल	West Bengal (URBAN)	01.04.2012	747	75	822
		(RURAL)		741	74	816
42	पश्चिम बंगाल-कोलकता-(सी.ई.एस.सी.)	West Bengal - (CESC Ltd., Kolkata)	01.04.2011	710	71	781
43	पश्चिम बंगाल-(डी.पी.एस.सी.)	West Bengal - (DPSC Ltd.)	01.04.2012	390	39	429
44	पश्चिम बंगाल-दुर्गापुर परियोजना	West Bengal-Durgapur Projects Ltd.	01.04.2012	418	42	459

सारणी सं० 1(च): घरेलू 10 कि०. वा०. (1000 यूनिट/माह)
TABLE NO.1(f): DOMESTIC 10 KW (1000 Units/Month)

क्रमांक Sr. No.	युटिलिटी का नाम	Name of Utility	Tariff effective from	Av. Rate (P/KWh)	Duty/Tax (P/KWh)	Total (P/KWh)
1	अंडमान एण्ड निकोबार	Andaman & Nicobar Island	01.06.2012	465	0	465
2	आंध्र प्रदेश	Andhra Pradesh	01.04.2012	622	6	628
3	अरुणाचल प्रदेश	Arunachal Pradesh	01.04.2012	400	0	400
4	आसाम	Assam	24.05.2011	490	10	500
5	बिहार	Bihar	01.04.2012	470	28	498
6	चंडीगढ़	Chandigarh	01.05.2012	404	9	413
7	छत्तीस गढ़	Chhattishgarh	06.05.2012	533	124	657
8	दादरा एवं नागर हवेली	Dadra & Nagar Haveli	01.07.2012	225	0	225
9	दमन एवं दिव	Daman & Diu	01.08.2012	220	0	220
10	दिल्ली-(बी.वह.पी.एल./बी.आर.पी.एल./एन.डी.पी.ए.)	Delhi-(BYPL/BRPL/NDPL-TPDDL)	01.07.2012	596	30	626
11	दिल्ली-(एन.डी.एम.सी.)	Delhi-(NDMC)	01.07.2012	488	24	512
12	गोवा	Goa	01.06.2012	253	20	273
13	गुजरात	Gujarat (Urban Areas)	01.06.2012	464	70	533
		(Rural Areas)		431	32	463
14	गुजरात-(टोरेन्ट पावर लि०, अहमदाबाद)	Gujarat-(Torrent Power Ltd., Ahmedabad)	01.06.2012	410	62	473
15	गुजरात-(टोरेन्ट पावर लि०, सुरत)	Gujarat-(Torrent Power Ltd., Surat)	01.06.2012	425	64	489
16	हरियाणा	Haryana	01.04.2012	520	15	535
17	हिमाचल प्रदेश	Himachal Pradesh	01.04.2012	288	9	297
18	जम्मू व कश्मीर	Jammu & Kashmir	01.04.2012	266	58	324
19	झारखंड	Jharkhand	01.08.2012	290	23	313
20	कर्नाटक	Karnataka	30.04.2012			
		BBMP, Municipal Corp.& all Urban		559	28	587
		Areas under Village Panchayats		504	25	529
21	केरल	Kerala	01.07.2012	670	65	735
22	लक्षद्वीप	Lakshadweep	01.10.2012	357	0	357
23	मध्य प्रदेश	Madhya Pradesh (Urban Areas)	10.04.2012	630	89	719
		(Rural Areas)		609	86	695
24	महाराष्ट्र	Maharashtra	01.08.2012	765	115	880
25	महाराष्ट्र-मुम्बई-(बी.ई.एस.टी.)	Maharashtra - Mumbai-(B.E.S.T)	01.06.2012	704	121	825
26	महाराष्ट्र-मुम्बई-(रिलायंस एनर्जी)	Maharashtra - Mumbai-(Reliance Energy)	15.06.2009	865	145	1009
27	महाराष्ट्र-मुम्बई-(टाटा)	Maharashtra - Mumbai-(TATA's)	01.09.2010	424	79	502
28	मणिपुर	Manipur	01.09.2012	420	2	422
29	मिजोरम	Mizoram	01.08.2012	415	0	415
30	मेघालय	Meghalaya	01.02.2012	362	5	367
31	नागालैंड	Nagaland	01.04.2012	495	0	495
32	उड़ीसा	Orissa	01.04.2012	486	19	505
33	पुदुचेरी	Puducherry	01.06.2012	198	0	198
34	पंजाब	Punjab	01.04.2012	603	78	682
35	राजस्थान	Rajasthan	10.08.2012	516	50	566
36	सिक्किम	Sikkim	01.04.2012	398	0	398
37	तमिल नाडु	Tamil Nadu	01.04.2012	523	0	523
38	त्रिपुरा	Tripura	01.04.2012	574	0	574
39	उत्तराखंड	Uttarakhand	01.04.2012	306	15	321
40	उत्तर प्रदेश	Uttar Pradesh (URBAN)	01.10.2012	438	5	443
		(RURAL)		115	5	120
41	पश्चिम बंगाल	West Bengal (URBAN)	01.04.2012	762	76	838
		(RURAL)		757	76	833
42	पश्चिम बंगाल-कोलकता-(सी.ई.एस.सी.)	West Bengal - (CESC Ltd., Kolkata)	01.04.2011	725	73	798
43	पश्चिम बंगाल-(डी.पी.एस.सी.)	West Bengal - (DPSC Ltd.)	01.04.2012	390	39	429
44	पश्चिम बंगाल-दुर्गापुर परियोजना	West Bengal-Durgapur Projects Ltd.	01.04.2012	420	42	462

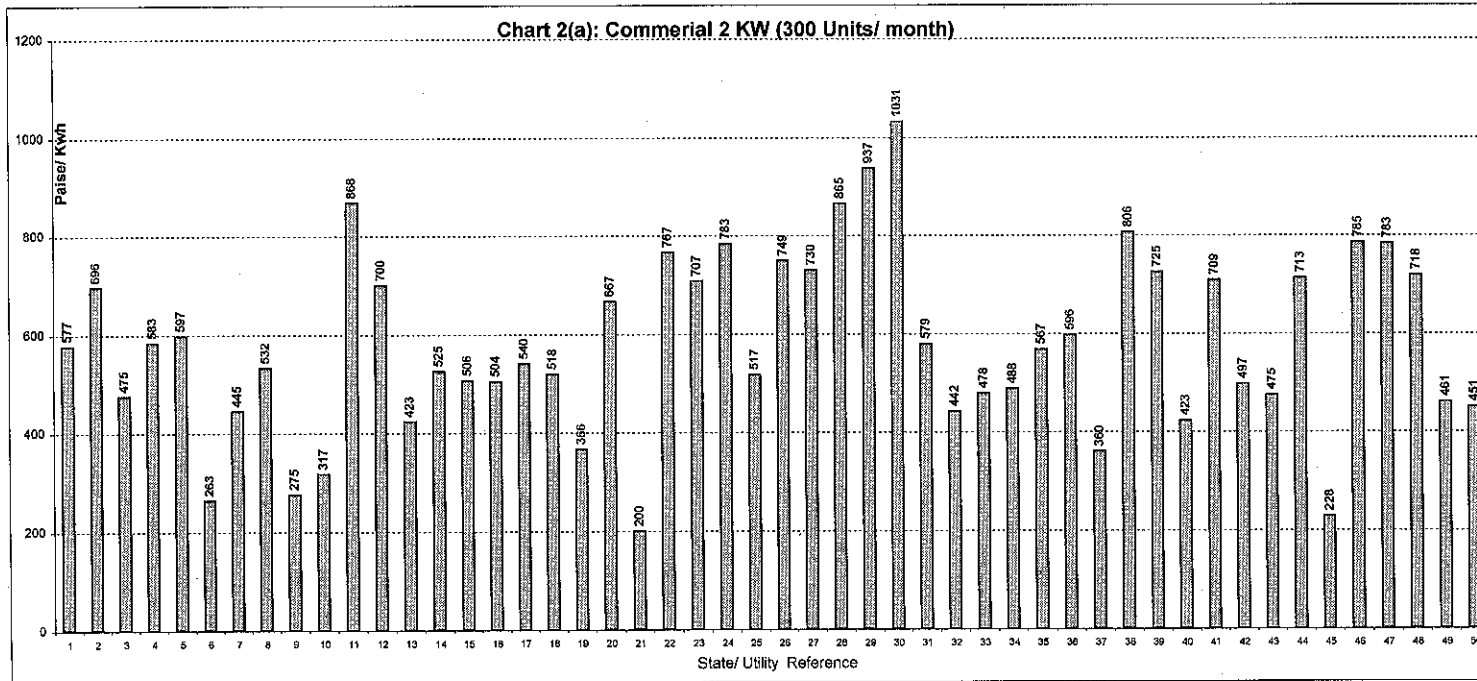


- Index of States**
- 1 A&N Island
 - 2 Andhra Pradesh
 - 3 Arunachal Pradesh
 - 4 Assam
 - 5 Bihar
 - 6 Chandigarh
 - 7 Chhattisgarh
 - 8 Dadr&Ngr Havell
 - 9 Daman & Diu
 - 10 Delhi (BSES/NDPL)
 - 11 Delhi (NDMC)
 - 12 Goa
 - 13 Gujarat (Urban)
 - 14 Gujarat (Rural)
 - 15 Gujarat (Ahmadabad)
 - 16 Gujarat (Surat)
 - 17 Haryana
 - 18 Himachal Pradesh
 - 19 Jammu & Kashmir
 - 20 Jharkhand
 - 21 Karnataka (Banglore & other Cities)
 - 22 Karnataka (Area under Village Puni
 - 23 Kerala
 - 24 Lakshadweep
 - 25 MP (Urban)
 - 26 MP (Rural)
 - 27 Maharashtra
 - 28 Maharashtra - Mumbai- (B.E.S.T)
 - 29 Maharashtra - Mumbai- (Reliance E
 - 30 Maharashtra - Mumbai- (TATA's)
 - 31 Manipur
 - 32 Mizoram
 - 33 Meghalaya
 - 34 Nagaland
 - 35 Orissa
 - 36 Puducherry
 - 37 Punjab
 - 38 Rajasthan
 - 39 Sikkim
 - 40 Tamil Nadu
 - 41 Tripura
 - 42 Uttaranchal
 - 43 U. P. (Urban)
 - 44 U. P. (Rural)
 - 45 West Bengal (Urban)
 - 46 West Bengal (Rural)
 - 47 W. B. (Kolkata CESC)
 - 48 West Bengal-DPSC
 - 49 West Bengal (DPL)



सारणी सं० 2 (क): वाणिज्यिक 2 कि०. वा०. (300 यूनिट/माह)
TABLE NO.2(a): COMMERCIAL 2 KW (300 Units/Month)

क्रमांक Sr. No.	युटिलिटी का नाम	Name of Utility	Tariff effective from	Av. Rate (P/KWh)	Duty/Tax (P/KWh)	Total (P/KWh)
1	अंडमान एण्ड निकोबार	Andaman & Nicobar Island	01.06.2012	577	0	577
2	आंध्र प्रदेश	Andhra Pradesh	01.04.2012	690	6	696
3	अरुणाचल प्रदेश	Arunachal Pradesh	01.04.2012	475	0	475
4	आसाम	Assam	24.05.2011	573	10	583
5	बिहार (शहरी क्षेत्र)	Bihar (Urban Areas)	01.04.2012	563	34	597
	(ग्रामीण क्षेत्र)	(Rural Areas)		248	15	263
6	चंडीगढ़	Chandigarh	01.05.2012	434	11	445
7	छत्तीस गढ़	Chhattishgarh	06.05.2012	470	62	532
8	दादरा एवं नागर हवेली	Dadra & Nagar Haveli	01.07.2012	275	0	275
9	दमन एवं दिव	Daman & Diu	01.08.2012	317	0	317
10	दिल्ली-(बी.वाइ.पी.एल./बी.आर.पी.एल./एन.डी.पी.ए)	Delhi-(BYPL/BRPL/NDPL-TPDDL)	01.07.2012	827	41	868
11	दिल्ली-(एन.डी.एम.सी.)	Delhi-(NDMC)	01.07.2012	667	33	700
12	गोवा	Goa	01.06.2012	353	70	423
13	गुजरात	Gujarat	01.06.2012	420	105	525
14	गुजरात-(टोरेन्ट पावर लि०, अहमदाबाद)	Gujarat-(Torrent Power Ltd., Ahmedabad)	01.06.2012	404	102	506
15	गुजरात-(टोरेन्ट पावर लि०, सुरत)	Gujarat-(Torrent Power Ltd., Surat)	01.06.2012	403	101	504
16	हरियाणा	Haryana	01.04.2012	525	15	540
17	हिमाचल प्रदेश	Himachal Pradesh	01.04.2012	480	38	518
18	जम्मू व कश्मीर	Jammu & Kashmir	01.04.2012	302	64	366
19	झारखंड	Jharkhand (Urban Areas)	01.08.2012	642	25	667
		(Rural Areas)		175	25	200
20	कर्नाटक	Karnataka	30.04.2012			
		BBMP, Municipal Corp. & all Urban		730	37	767
		Areas under Village Panchayats		673	34	707
21	केरल	Kerala	01.07.2012	715	68	783
22	लक्षद्वीप	Lakshadweep	01.10.2012	517	0	517
23	मध्य प्रदेश	Madhya Pradesh (Urban Areas)	10.04.2012	657	92	749
		(Rural Areas)		640	90	730
24	महाराष्ट्र	Maharashtra	01.08.2012	733	133	865
25	महाराष्ट्र-मुम्बई-(बी.ई.एस.टी.)	Maharashtra - Mumbai-(B.E.S.T)	01.06.2012	781	156	937
26	महाराष्ट्र-मुम्बई-(रिलायंस एनर्जी)	Maharashtra - Mumbai-(Reliance Energy)	15.06.2009	862	169	1031
27	महाराष्ट्र-मुम्बई-(टाटा)	Maharashtra - Mumbai-(TATA's)	01.09.2010	475	104	579
28	मणिपुर	Manipur	01.09.2012	440	2	442
29	मिजोरम	Mizoram	01.08.2012	478	0	478
30	मेघालय	Meghalaya	01.02.2012	482	6	488
31	नागालैंड	Nagaland	01.04.2012	567	0	567
32	उड़ीसा	Orissa	01.04.2012	573	23	596
33	पुदुचेरी	Puducherry	01.06.2012	360	0	360
34	पंजाब	Punjab	01.04.2012	714	93	806
35	राजस्थान	Rajasthan	10.08.2012	665	60	725
36	सिक्किम	Sikkim	01.04.2012	423	0	423
37	तमिल नाडु	Tamil Nadu	01.04.2012	675	34	709
38	त्रिपुरा	Tripura	01.04.2012	497	0	497
39	उत्तराखंड	Uttarakhand	01.04.2012	460	15	475
40	उत्तर प्रदेश	Uttar Pradesh (URBAN)	01.10.2012	708	5	713
		(RURAL)		223	5	228
41	पश्चिम बंगाल	West Bengal (URBAN)	01.04.2012	714	71	785
		(RURAL)		712	71	783
42	पश्चिम बंगाल-कोलकता-(सी.ई.एस.सी.)	West Bengal - (CESC Ltd., Kolkata)	01.04.2011	653	65	718
43	पश्चिम बंगाल-(डी.पी.एस.सी.)	West Bengal - (DPSC Ltd.)	01.04.2012	419	42	461
44	पश्चिम बंगाल-दुर्गापुर परियोजना	West Bengal-Durgapur Projects Ltd.	01.04.2012	410	41	451



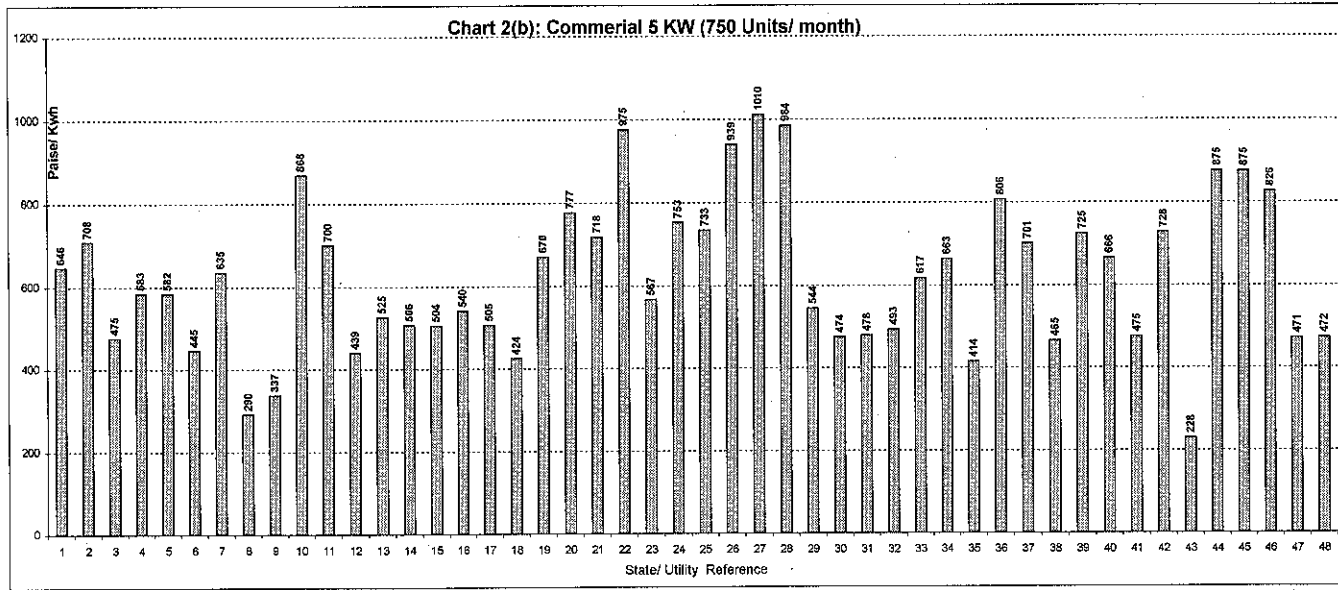
- Index of States**
- 1 A&N Island
 - 2 Andhra Pradesh
 - 3 Arunachal Pradesh
 - 4 Assam
 - 5 Bihar (Urban)
 - 6 Bihar (Rural)
 - 7 Chandigarh
 - 8 Chhattisgarh
 - 9 Dadr&Ngr Haveli
 - 10 Daman & Diu
 - 11 Delhi (BSES/NDPL)
 - 12 Delhi (NDMC)
 - 13 Goa
 - 14 Gujarat
 - 15 Gujarat (Ahmadabad)
 - 16 Gujarat (Surat)
 - 17 Haryana
 - 18 Himachal Pradesh
 - 19 Jammu & Kashmir
 - 20 Jharkhand (Urban)
 - 21 Jharkhand (Rural)
 - 22 Karnataka (Banglore & other Cities)
 - 23 Karnataka (Area under Village Panchayat)
 - 24 Kerala
 - 25 Lakshadweep
 - 26 MP (Urban)
 - 27 MP (Rural)
 - 28 Maharashtra
 - 29 Maharashtra - Mumbai-(B.E.S.T)
 - 30 Maharashtra - Mumbai-(Reliance Energy)
 - 31 Maharashtra - Mumbai-(TATA's)
 - 32 Manipur
 - 33 Mizoram
 - 34 Meghalaya
 - 35 Nagaland
 - 36 Orissa
 - 37 Puducherry
 - 38 Punjab
 - 39 Rajasthan
 - 40 Sikkim
 - 41 Tamil Nadu
 - 42 Tripura
 - 43 Uttaranchal
 - 44 U. P. (Urban)
 - 45 U. P. (Rural)
 - 46 West Bengal (Urban)
 - 47 West Bengal (Rural)
 - 48 W. B. (Kolkata CESC)
 - 49 West Bengal-DPSC
 - 50 West Bengal (DPL)

सारणी सं० 2 (ख): वाणिज्यिक 5 कि०. वा०. (750 यूनिट/माह)
TABLE NO.2(b): COMMERCIAL 5 KW (750 Units/Month)

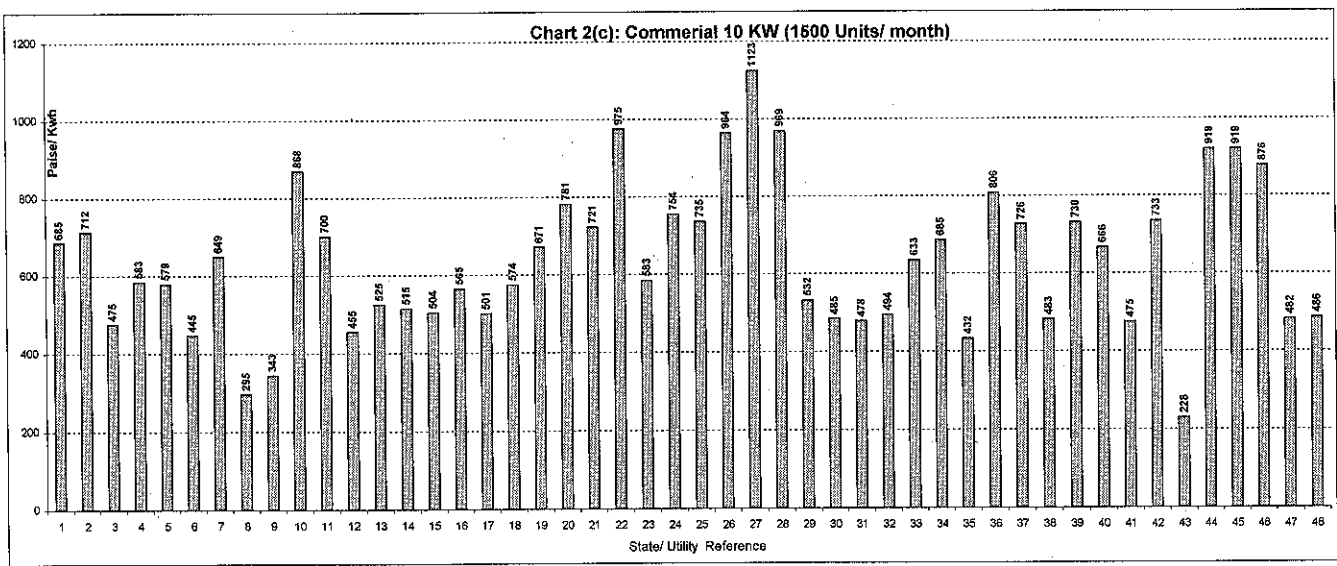
क्रमांक Sr. No.	युटिलिटी का नाम	Name of Utility	Tariff effective from	Av. Rate (P/KWh)	Duty/Tax (P/KWh)	Total (P/KWh)
1	अंडेमान एण्ड निकोबार	Andaman & Nicobar Island	01.06.2012	646	0	646
2	आंध्र प्रदेश	Andhra Pradesh	01.04.2012	702	6	708
3	अरुणाचल प्रदेश	Arunachal Pradesh	01.04.2012	475	0	475
4	आसाम	Assam	24.05.2011	573	10	583
5	बिहार	Bihar	01.04.2012	549	33	582
6	चंडीगढ़	Chandigarh	01.05.2012	434	11	445
7	छत्तीस गढ़	Chhattishgarh	06.05.2012	561	74	635
8	दादरा एवं नागर हवेली	Dadra & Nagar Haveli	01.07.2012	290	0	290
9	दमन एवं दिव	Daman & Diu	01.08.2012	337	0	337
10	दिल्ली-(बी.वाइ.पी.एल./बी.आर.पी.एल./एन.डी.पी.ए.)	Delhi-(BYPL/BRPL/NDPL-TPDDL)	01.07.2012	827	41	868
11	दिल्ली-(एन.डी.एम.सी.)	Delhi-(NDMC)	01.07.2012	667	33	700
12	गोवा	Goa	01.06.2012	369	70	439
13	गुजरात	Gujarat	01.06.2012	420	105	525
14	गुजरात-(टोरेंट पावर लि०, अहमदाबाद)	Gujarat-(Torrent Power Ltd., Ahmedabad)	01.06.2012	404	102	506
15	गुजरात-(टोरेंट पावर लि०, सुरत)	Gujarat-(Torrent Power Ltd., Surat)	01.06.2012	403	101	504
16	हरियाणा	Haryana	01.04.2012	525	15	540
17	हिमाचल प्रदेश	Himachal Pradesh	01.04.2012	468	37	505
18	जम्मू व कश्मीर	Jammu & Kashmir	01.04.2012	348	75	424
19	झारखंड	Jharkhand	01.08.2012	642	28	670
20	कर्नाटक	Karnataka	30.04.2012			
		BBMP, Municipal Corp.& all Urban		740	37	777
		Areas under Village Panchayats		683	34	718
21	केरल	Kerala	01.07.2012	890	85	975
22	लक्षद्वीप	Lakshadweep	01.10.2012	567	0	567
23	मध्य प्रदेश	Madhya Pradesh (Urban Areas)	10.04.2012	657	96	753
		(Rural Areas)		640	93	733
24	महाराष्ट्र	Maharashtra	01.08.2012	796	143	939
25	महाराष्ट्र-मुंबई-(बी.ई.एस.टी.)	Maharashtra - Mumbai-(B.E.S.T)	01.06.2012	844	166	1010
26	महाराष्ट्र-मुंबई-(रिलायंस एनर्जी)	Maharashtra - Mumbai-(Reliance Energy)	15.06.2009	822	163	984
27	महाराष्ट्र-मुंबई-(टाटा)	Maharashtra - Mumbai-(TATA's)	01.09.2010	445	99	544
28	मणिपुर	Manipur	01.09.2012	472	2	474
29	मिजोरम	Mizoram	01.08.2012	478	0	478
30	मेघालय	Meghalaya	01.02.2012	487	6	493
31	नागालैंड	Nagaland	01.04.2012	617	0	617
32	उड़ीसा	Orissa	01.04.2012	637	25	663
33	पुदुचेरी	Puducherry	01.06.2012	414	0	414
34	पंजाब	Punjab	01.04.2012	714	93	806
35	राजस्थान	Rajasthan	10.08.2012	641	60	701
36	सिक्किम	Sikkim	01.04.2012	465	0	465
37	तमिल नाडु	Tamil Nadu	01.04.2012	690	35	725
38	त्रिपुरा	Tripura	01.04.2012	666	0	666
39	उत्तराखंड	Uttarakhand	01.04.2012	460	15	475
40	उत्तर प्रदेश	Uttar Pradesh (URBAN)	01.10.2012	723	5	728
		(RURAL)		223	5	228
41	पश्चिम बंगाल	West Bengal (URBAN)	01.04.2012	778	97	875
		(RURAL)		777	97	875
42	पश्चिम बंगाल-कोलकता-(सी.ई.एस.सी.)	West Bengal - (CESC Ltd., Kolkata)	01.04.2011	734	92	826
43	पश्चिम बंगाल-(डी.पी.एस.सी.)	West Bengal - (DPSC Ltd.)	01.04.2012	419	52	471
44	पश्चिम बंगाल-दुर्गापुर परियोजना	West Bengal-Durgapur Projects Ltd.	01.04.2012	419	52	472

सारणी सं० 2 (ग): वाणिज्यिक 10 कि०. वा०. (1500 यूनिट/माह)
TABLE NO.2(c): COMMERCIAL 10 KW (1500 Units/Month)

क्रमांक Sr. No.	युटिलिटी का नाम	Name of Utility	Tariff effective from	Av. Rate (P/KWh)	Duty/Tax (P/KWh)	Total (P/KWh)
1	अंडेमान एण्ड निकोबार	Andaman & Nicobar Island	01.06.2012	685	0	685
2	आंध्र प्रदेश	Andhra Pradesh	01.04.2012	706	6	712
3	अरुणाचल प्रदेश	Arunachal Pradesh	01.04.2012	475	0	475
4	आसाम	Assam	24.05.2011	573	10	583
5	बिहार	Bihar	01.04.2012	546	33	579
6	चंडीगढ़	Chandigarh	01.05.2012	434	11	445
7	छत्तीस गढ़	Chhattishgarh	06.05.2012	573	76	649
8	दादरा एवं नागर हवेली	Dadra & Nagar Haveli	01.07.2012	295	0	295
9	दमन एवं दिव	Daman & Diu	01.08.2012	343	0	343
10	दिल्ली-(बी.वाइ.पी.एल./बी.आर.पी.एल./एन.डी.पी.ए)	Delhi-(BYPL/BRPL/NDPL-TPDDL)	01.07.2012	827	41	868
11	दिल्ली-(एन.डी.एम.सी.)	Delhi-(NDMC)	01.07.2012	667	33	700
12	गोवा	Goa	01.06.2012	385	70	455
13	गुजरात	Gujarat	01.06.2012	420	105	525
14	गुजरात-(टोरेन्ट पावर लि०, अहमदाबाद)	Gujarat-(Torrent Power Ltd., Ahmedabad)	01.06.2012	411	104	515
15	गुजरात-(टोरेन्ट पावर लि०, सुरत)	Gujarat-(Torrent Power Ltd., Surat)	01.06.2012	403	101	504
16	हरियाणा	Haryana	01.04.2012	550	15	565
17	हिमाचल प्रदेश	Himachal Pradesh	01.04.2012	464	37	501
18	जम्मू व कश्मीर	Jammu & Kashmir	01.04.2012	471	103	574
19	झारखंड	Jharkhand	01.08.2012	642	29	671
20	कर्नाटक	Karnataka	30.04.2012			
		BBMP, Municipal Corp. & all Urban		743	37	781
		Areas under Village Panchayats		687	34	721
21	केरल	Kerala	01.07.2012	890	85	975
22	लक्षद्वीप	Lakshadweep	01.10.2012	583	0	583
23	मध्य प्रदेश	Madhya Pradesh (Urban Areas)	10.04.2012	657	97	754
		(Rural Areas)		640	95	735
24	महाराष्ट्र	Maharashtra	01.08.2012	817	147	964
25	महाराष्ट्र-मुम्बई-(बी.ई.एस.टी.)	Maharashtra - Mumbai-(B.E.S.T)	01.06.2012	940	183	1123
26	महाराष्ट्र-मुम्बई-(रिलायंस एनर्जी)	Maharashtra - Mumbai-(Reliance Energy)	15.06.2009	808	160	969
27	महाराष्ट्र-मुम्बई-(टाटा)	Maharashtra - Mumbai-(TATA's)	01.09.2010	435	97	532
28	मणिपुर	Manipur	01.09.2012	483	2	485
29	मिजोरम	Mizoram	01.08.2012	478	0	478
30	मेघालय	Meghalaya	01.02.2012	488	6	494
31	नागालैंड	Nagaland	01.04.2012	633	0	633
32	उड़ीसा	Orissa	01.04.2012	659	26	685
33	पुदुचेरी	Puducherry	01.06.2012	432	0	432
34	पंजाब	Punjab	01.04.2012	714	93	806
35	राजस्थान	Rajasthan	10.08.2012	666	60	726
36	सिक्किम	Sikkim	01.04.2012	483	0	483
37	तमिल नाडु	Tamil Nadu	01.04.2012	695	35	730
38	त्रिपुरा	Tripura	01.04.2012	666	0	666
39	उत्तराखंड	Uttarakhand	01.04.2012	460	15	475
40	उत्तर प्रदेश	Uttar Pradesh (URBAN)	01.10.2012	728	5	733
		(RURAL)		223	5	228
41	पश्चिम बंगाल	West Bengal (URBAN)	01.04.2012	799	120	919
		(RURAL)		799	120	919
42	पश्चिम बंगाल-कोलकता-(सी.ई.एस.सी.)	West Bengal - (CESC Ltd., Kolkata)	01.04.2011	762	114	876
43	पश्चिम बंगाल-(डी.पी.एस.सी.)	West Bengal - (DPSC Ltd.)	01.04.2012	419	63	482
44	पश्चिम बंगाल-दुर्गापुर परियोजना	West Bengal-Durgapur Projects Ltd.	01.04.2012	423	63	486

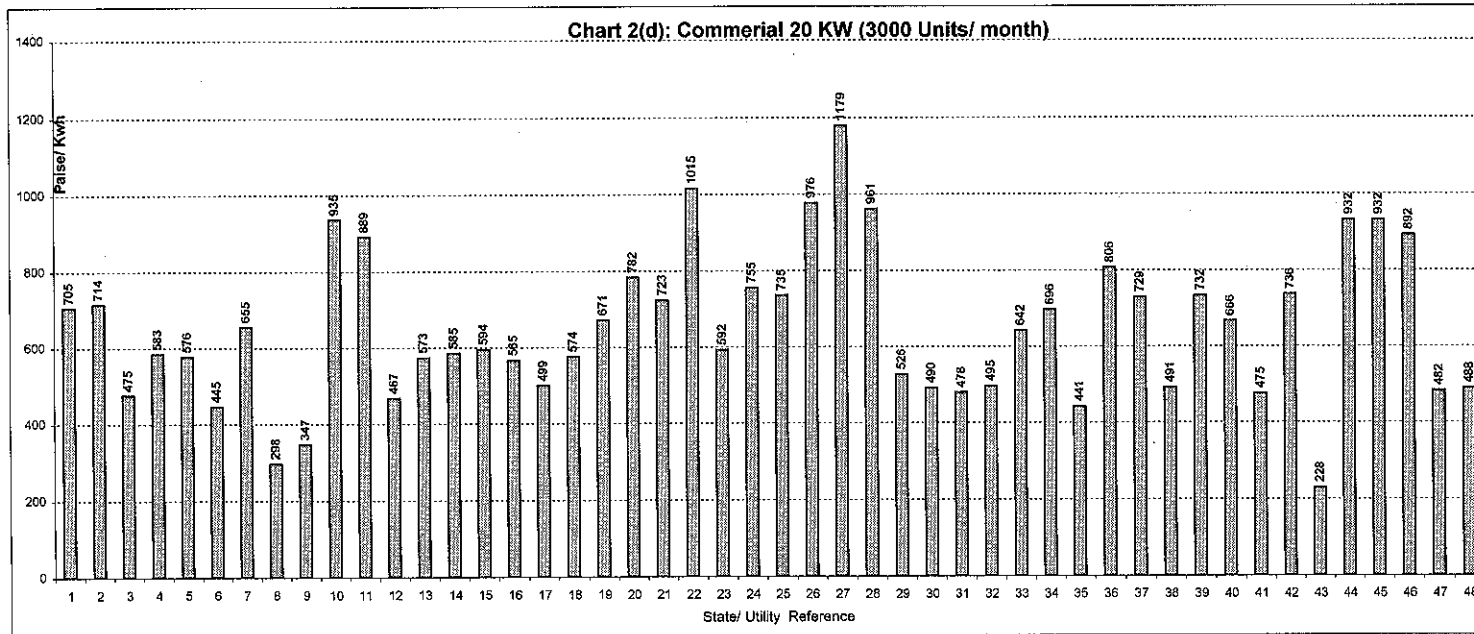


- Index of States
- 1 A&N Island
 - 2 Andhra Pradesh
 - 3 Arunachal Pradesh
 - 4 Assam
 - 5 Bihar
 - 6 Chandigarh
 - 7 Chhattishgarh
 - 8 Dadr&Ngr Haveli
 - 9 Daman & Diu
 - 10 Delhi (BSES/NDPL)
 - 11 Delhi (NDMC)
 - 12 Goa
 - 13 Gujarat
 - 14 Gujarat (Ahmadabad)
 - 15 Gujarat (Surat)
 - 16 Haryana
 - 17 Himachal Pradesh
 - 18 Jammu & Kashmir
 - 19 Jharkhand
 - 20 Karnataka (Banglore & other Cities)
 - 21 Karnataka (Area under Village Panchayat)
 - 22 Kerala
 - 23 Lakshadweep
 - 24 MP (Urban)
 - 25 MP (Rural)
 - 26 Maharashtra
 - 27 Maharashtra - Mumbai-(B.E.S.T)
 - 28 Maharashtra - Mumbai-(Reliance Energy)
 - 29 Maharashtra - Mumbai-(TATA's)
 - 30 Manipur
 - 31 Mizoram
 - 32 Meghalaya
 - 33 Nagaland
 - 34 Orissa
 - 35 Puducherry
 - 36 Punjab
 - 37 Rajasthan
 - 38 Sikkim
 - 39 Tamil Nadu
 - 40 Tripura
 - 41 Uttaranchal
 - 42 U. P. (Urban)
 - 43 U. P. (Rural)
 - 44 West Bengal (Urban)
 - 45 West Bengal (Rural)
 - 46 W. B. (Kolkata CESC)
 - 47 West Bengal-DPSC
 - 48 West Bengal (DPL)



सारणी सं० 2 (घ): वाणिज्यिक 20 कि०. वा०. (3000 यूनिट/माह)
TABLE NO.2(d): COMMERCIAL 20 KW (3000 Units/Month)

क्रमांक Sr. No.	युटिलिटी का नाम	Name of Utility	Tariff effective from	Av. Rate (P/KWh)	Duty/Tax (P/KWh)	Total (P/KWh)
1	अंडमान एंड निकोबार	Andaman & Nicobar Island	01.06.2012	705	0	705
2	आंध्र प्रदेश	Andhra Pradesh	01.04.2012	708	6	714
3	अरुणाचल प्रदेश	Arunachal Pradesh	01.04.2012	475	0	475
4	आसाम	Assam	24.05.2011	573	10	583
5	बिहार	Bihar	01.04.2012	543	33	576
6	चंडीगढ़	Chandigarh	01.05.2012	434	11	445
7	छत्तीस गढ़	Chhattishgarh	06.05.2012	579	76	655
8	दादरा एवं नागर हवेली	Dadra & Nagar Haveli	01.07.2012	298	0	298
9	दमन एवं दिव	Daman & Diu	01.08.2012	347	0	347
10	दिल्ली-(बी.वाइ.पी.एल./बी.आर.पी.एल./एन.डी.पी.ए)	Delhi-(BYPL/BRPL/NDPL-TPDDL)	01.07.2012	891	45	935
11	दिल्ली-(एन.डी.एम.सी.)	Delhi-(NDMC)	01.07.2012	847	42	889
12	गोवा	Goa	01.06.2012	397	70	467
13	गुजरात	Gujarat	01.06.2012	458	115	573
14	गुजरात-(टोरेंट पावर लि०, अहमदाबाद)	Gujarat-(Torrent Power Ltd., Ahmedabad)	01.06.2012	467	118	585
15	गुजरात-(टोरेंट पावर लि०, सुरत)	Gujarat-(Torrent Power Ltd., Surat)	01.06.2012	476	119	594
16	हरियाणा	Haryana	01.04.2012	550	15	565
17	हिमाचल प्रदेश	Himachal Pradesh	01.04.2012	462	37	499
18	जम्मू व कश्मीर	Jammu & Kashmir	01.04.2012	471	103	574
19	झारखंड	Jharkhand	01.08.2012	642	30	671
20	कर्नाटक	Karnataka	30.04.2012			
		BBMP, Municipal Corp.& all Urban		745	37	782
		Areas under Village Panchayats		688	34	723
21	केरल	Kerala	01.07.2012	930	85	1015
22	लक्षद्वीप	Lakshadweep	01.10.2012	592	0	592
23	मध्य प्रदेश	Madhya Pradesh (Urban Areas)	10.04.2012	657	98	755
		(Rural Areas)		640	95	735
24	महाराष्ट्र	Maharashtra	01.08.2012	827	149	976
25	महाराष्ट्र-मुंबई-(बी.ई.एस.टी.)	Maharashtra - Mumbai-(B.E.S.T)	01.06.2012	988	191	1179
26	महाराष्ट्र-मुंबई-(रिलायंस एनर्जी)	Maharashtra - Mumbai-(Reliance Energy)	15.06.2009	802	159	961
27	महाराष्ट्र-मुंबई-(टाटा)	Maharashtra - Mumbai-(TATA's)	01.09.2010	430	96	526
28	मणिपुर	Manipur	01.09.2012	488	2	490
29	मिजोरम	Mizoram	01.08.2012	478	0	478
30	मेघालय	Meghalaya	01.02.2012	489	6	495
31	नागालैंड	Nagaland	01.04.2012	642	0	642
32	उड़ीसा	Orissa	01.04.2012	669	27	696
33	पुदुचेरी	Puducherry	01.06.2012	441	0	441
34	पंजाब	Punjab	01.04.2012	714	93	806
35	राजस्थान	Rajasthan	10.08.2012	669	60	729
36	सिक्किम	Sikkim	01.04.2012	491	0	491
37	तमिल नाडु	Tamil Nadu	01.04.2012	698	35	732
38	त्रिपुरा	Tripura	01.04.2012	666	0	666
39	उत्तराखंड	Uttarakhand	01.04.2012	460	15	475
40	उत्तर प्रदेश	Uttar Pradesh (URBAN)	01.10.2012	731	5	736
		(RURAL)		223	5	228
41	पश्चिम बंगाल	West Bengal (URBAN)	01.04.2012	810	122	932
		(RURAL)		810	122	932
42	पश्चिम बंगाल-कोलकता-(सी.ई.एस.सी.)	West Bengal - (CESC Ltd., Kolkata)	01.04.2011	775	116	892
43	पश्चिम बंगाल-(डी.पी.एस.सी.)	West Bengal - (DPSC Ltd.)	01.04.2012	419	63	482
44	पश्चिम बंगाल-दुर्गापुर परियोजना	West Bengal-Durgapur Projects Ltd.	01.04.2012	424	64	488



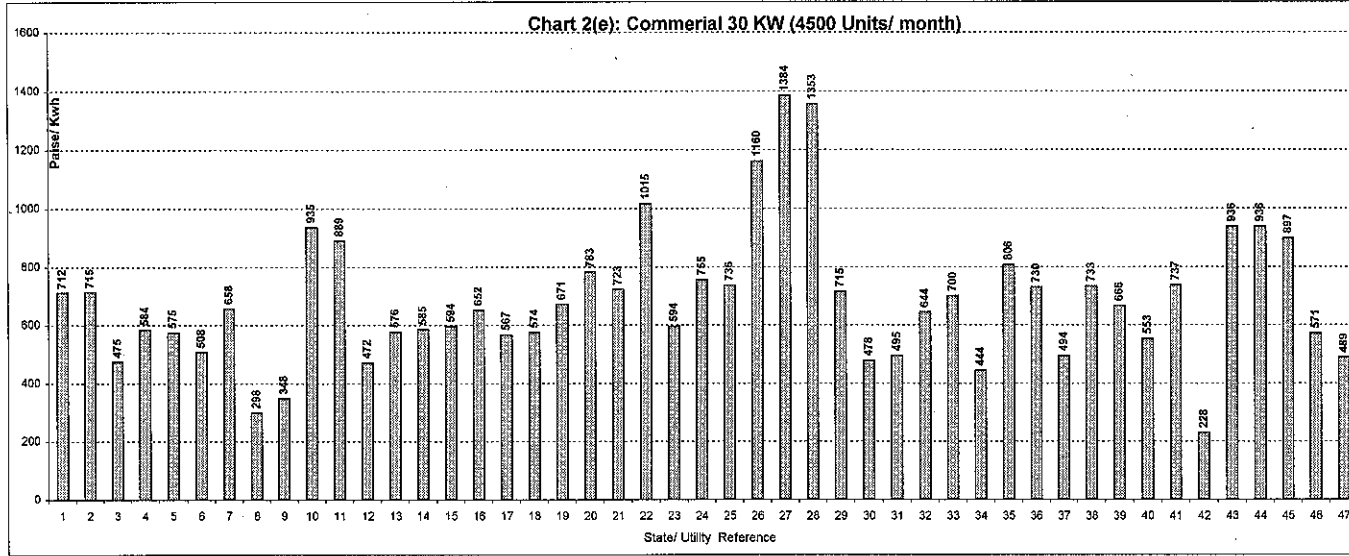
- Index of States**
- 1 A&N Island
 - 2 Andhra Pradesh
 - 3 Arunachal Pradesh
 - 4 Assam
 - 5 Bihar
 - 6 Chandigarh
 - 7 Chhattisgarh
 - 8 Dadr&Ngr Haveli
 - 9 Daman & Diu
 - 10 Delhi (BSES/NDPL)
 - 11 Delhi (NDMC)
 - 12 Goa
 - 13 Gujarat
 - 14 Gujarat (Ahmadabad)
 - 15 Gujarat (Surat)
 - 16 Haryana
 - 17 Himachal Pradesh
 - 18 Jammu & Kashmir
 - 19 Jharkhand
 - 20 Karnataka (Banglore & other Cities)
 - 21 Karnataka (Area under Village Panchayat)
 - 22 Kerala
 - 23 Lakshadweep
 - 24 MP (Urban)
 - 25 MP (Rural)
 - 26 Maharashtra
 - 27 Maharashtra - Mumbai-(B.E.S.T)
 - 28 Maharashtra - Mumbai-(Reliance Energy)
 - 29 Maharashtra - Mumbai-(TATA's)
 - 30 Manipur
 - 31 Mizoram
 - 32 Meghalaya
 - 33 Nagaland
 - 34 Orissa
 - 35 Puducherry
 - 36 Punjab
 - 37 Rajasthan
 - 38 Sikkim
 - 39 Tamil Nadu
 - 40 Tripura
 - 41 Uttaranchal
 - 42 U. P. (Urban)
 - 43 U. P. (Rural)
 - 44 West Bengal (Urban)
 - 45 West Bengal (Rural)
 - 46 W. B. (Kolkata CESC)
 - 47 West Bengal-DPSC
 - 48 West Bengal (DPL)

सारणी सं० 2 (इ): वाणिज्यिक 30 कि० वा०. (4500 यूनिट/माह)
TABLE NO.2(e): COMMERCIAL 30 KW (4500 Units/Month)

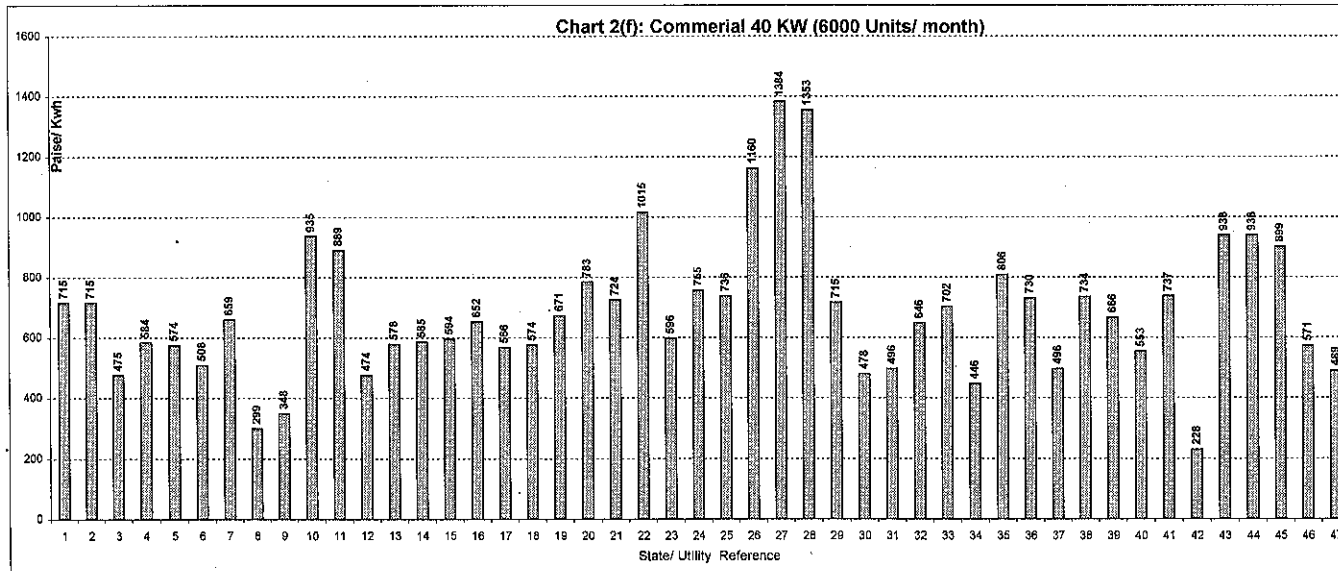
क्रमांक Sr. No.	युटिलिटी का नाम	Name of Utility	Tariff effective from	Av. Rate (P/KWh)	Duty/Tax (P/KWh)	Total (P/KWh)
1	अंडेमान एण्ड निकोबार	Andaman & Nicobar Island	01.06.2012	712	0	712
2	आंध्र प्रदेश	Andhra Pradesh	01.04.2012	709	6	715
3	अरुणाचल प्रदेश	Arunachal Pradesh	01.04.2012	475	0	475
4	आसाम	Assam	24.05.2011	574	10	584
5	बिहार	Bihar	01.04.2012	542	33	575
6	चंडीगढ़	Chandigarh	01.05.2012	497	11	508
7	छत्तीस गढ़	Chhattishgarh	06.05.2012	581	77	658
8	दादरा एवं नागर हवेली	Dadra & Nagar Haveli	01.07.2012	298	0	298
9	दमन एवं दिव	Daman & Diu	01.08.2012	348	0	348
10	दिल्ली-(बी.वाइ.पी.एल./बी.आर.पी.एल./एन.डी.पी.ए)	Delhi-(BYPL/BRPL/NDPL-TPDDL)	01.07.2012	891	45	935
11	दिल्ली-(एन.डी.एम.सी.)	Delhi-(NDMC)	01.07.2012	847	42	889
12	गोवा	Goa	01.06.2012	402	70	472
13	गुजरात	Gujarat	01.06.2012	461	115	576
14	गुजरात-(टोरेन्ट पावर लि०, अहमदाबाद)	Gujarat-(Torrent Power Ltd., Ahmedabad)	01.06.2012	467	118	585
15	गुजरात-(टोरेन्ट पावर लि०, सुरत)	Gujarat-(Torrent Power Ltd., Surat)	01.06.2012	476	119	594
16	हरियाणा	Haryana	01.04.2012	637	15	652
17	हिमाचल प्रदेश	Himachal Pradesh	01.04.2012	525	42	567
18	जम्मू व कश्मीर	Jammu & Kashmir	01.04.2012	471	103	574
19	झारखंड	Jharkhand	01.08.2012	642	30	671
20	कर्नाटक	Karnataka	30.04.2012			
		BBMP, Municipal Corp. & all Urban		746	37	783
		Areas under Village Panchayats		689	34	723
21	केरल	Kerala	01.07.2012	930	85	1015
22	लक्षद्वीप	Lakshadweep	01.10.2012	594	0	594
23	मध्य प्रदेश	Madhya Pradesh (Urban Areas)	10.04.2012	657	98	755
		(Rural Areas)		640	96	736
24	महाराष्ट्र	Maharashtra	01.08.2012	985	175	1160
25	महाराष्ट्र-मुम्बई-(बी.ई.एस.टी.)	Maharashtra - Mumbai-(B.E.S.T)	01.06.2012	1163	221	1384
26	महाराष्ट्र-मुम्बई-(रिलायंस एनर्जी)	Maharashtra - Mumbai-(Reliance Energy)	15.06.2009	1137	216	1353
27	महाराष्ट्र-मुम्बई-(टाटा)	Maharashtra - Mumbai-(TATA's)	01.09.2010	591	123	715
28	मिजोरम	Mizoram	01.08.2012	478	0	478
29	मेघालय	Meghalaya	01.02.2012	489	6	495
30	नागालैंड	Nagaland	01.04.2012	644	0	644
31	उड़ीसा	Orissa	01.04.2012	673	27	700
32	पुदुचेरी	Puducherry	01.06.2012	444	0	444
33	पंजाब	Punjab	01.04.2012	714	93	806
34	राजस्थान	Rajasthan	10.08.2012	670	60	730
35	सिक्किम	Sikkim	01.04.2012	494	0	494
36	तमिल नाडु	Tamil Nadu	01.04.2012	698	35	733
37	त्रिपुरा	Tripura	01.04.2012	666	0	666
38	उत्तराखंड	Uttarakhand	01.04.2012	538	15	553
39	उत्तर प्रदेश	Uttar Pradesh (URBAN)	01.10.2012	732	5	737
		(RURAL)		223	5	228
40	पश्चिम बंगाल	West Bengal (URBAN)	01.04.2012	814	122	936
		(RURAL)		814	122	936
41	पश्चिम बंगाल-कोलकता-(सी.ई.एस.सी.)	West Bengal - (CESC Ltd., Kolkata)	01.04.2011	780	117	897
42	पश्चिम बंगाल-(डी.पी.एस.सी.)	West Bengal - (DPSC Ltd.)	01.04.2012	497	75	571
43	पश्चिम बंगाल-दुर्गापुर परियोजना	West Bengal-Durgapur Projects Ltd.	01.04.2012	425	64	489

सारणी सं० 2 (च): वाणिज्यिक 40 कि० वा०. (6000 यूनिट/माह)
TABLE NO.2(f): COMMERCIAL 40 KW (6000 Units/Month)

क्रमांक Sr. No.	युटिलिटी का नाम	Name of Utility	Tariff effective from	Av. Rate (P/KWh)	Duty/Tax (P/KWh)	Total (P/KWh)
1	अंडमान एंड निकोबार	Andaman & Nicobar Island	01.06.2012	715	0	715
2	आंध्र प्रदेश	Andhra Pradesh	01.04.2012	709	6	715
3	अरुणाचल प्रदेश	Arunachal Pradesh	01.04.2012	475	0	475
4	आसाम	Assam	24.05.2011	574	10	584
5	बिहार	Bihar	01.04.2012	542	32	574
6	चंडीगढ़	Chandigarh	01.05.2012	497	11	508
7	छत्तीस गढ़	Chhattishgarh	06.05.2012	582	77	659
8	दादरा एवं नागर हवेली	Dadra & Nagar Haveli	01.07.2012	299	0	299
9	दमन एवं दिव	Daman & Diu	01.08.2012	348	0	348
10	दिल्ली-(बी.वाइ.पी.एल./बी.आर.पी.एल./एन.डी.पी.ए.)	Delhi-(BYPL/BRPL/NDPL-TPDDL)	01.07.2012	891	45	935
11	दिल्ली-(एन.डी.एम.सी.)	Delhi-(NDMC)	01.07.2012	847	42	889
12	गोवा	Goa	01.06.2012	404	70	474
13	गुजरात	Gujarat	01.06.2012	463	116	578
14	गुजरात-(टोरेन्ट पावर लि०, अहमदाबाद)	Gujarat-(Torrent Power Ltd., Ahmedabad)	01.06.2012	467	118	585
15	गुजरात-(टोरेन्ट पावर लि०, सुरत)	Gujarat-(Torrent Power Ltd., Surat)	01.06.2012	476	119	594
16	हरियाणा	Haryana	01.04.2012	637	15	652
17	हिमाचल प्रदेश	Himachal Pradesh	01.04.2012	524	42	566
18	जम्मू व कश्मीर	Jammu & Kashmir	01.04.2012	471	103	574
19	झारखंड	Jharkhand	01.08.2012	642	30	671
20	कर्नाटक	Karnataka	30.04.2012			
		BBMP, Municipal Corp.& all Urban		746	37	783
		Areas under Village Panchayats		689	34	724
21	केरल	Kerala	01.07.2012	930	85	1015
22	लक्षद्वीप	Lakshadweep	01.10.2012	596	0	596
23	मध्य प्रदेश	Madhya Pradesh (Urban Areas)	10.04.2012	657	98	755
		(Rural Areas)		640	96	736
24	महाराष्ट्र	Maharashtra	01.08.2012	985	175	1160
25	महाराष्ट्र-मुम्बई-(बी.ई.एस.टी.)	Maharashtra - Mumbai-(B.E.S.T)	01.06.2012	1163	221	1384
26	महाराष्ट्र-मुम्बई-(रिलायंस एनर्जी)	Maharashtra - Mumbai-(Reliance Energy)	15.06.2009	1137	216	1353
27	महाराष्ट्र-मुम्बई-(टाटा)	Maharashtra - Mumbai-(TATA's)	01.09.2010	591	123	715
28	मिजोरम	Mizoram	01.08.2012	478	0	478
29	मेघालय	Meghalaya	01.02.2012	490	6	496
30	नागालैंड	Nagaland	01.04.2012	646	0	646
31	उड़ीसा	Orissa	01.04.2012	675	27	702
32	पुदुचेरी	Puducherry	01.06.2012	446	0	446
33	पंजाब	Punjab	01.04.2012	714	93	806
34	राजस्थान	Rajasthan	10.08.2012	670	60	730
35	सिक्किम	Sikkim	01.04.2012	496	0	496
36	तमिल नाडू	Tamil Nadu	01.04.2012	699	35	734
37	त्रिपुरा	Tripura	01.04.2012	666	0	666
38	उत्तराखंड	Uttarakhand	01.04.2012	538	15	553
39	उत्तर प्रदेश	Uttar Pradesh (URBAN)	01.10.2012	732	5	737
		(RURAL)		223	5	228
40	पश्चिम बंगाल	West Bengal (URBAN)	01.04.2012	816	122	938
		(RURAL)		815	122	938
41	पश्चिम बंगाल-कोलकता-(सी.ई.एस.सी.)	West Bengal - (CESC Ltd., Kolkata)	01.04.2011	782	117	899
42	पश्चिम बंगाल-(डी.पी.एस.सी.)	West Bengal - (DPSC Ltd.)	01.04.2012	497	75	571
43	पश्चिम बंगाल-दुर्गापुर परियोजना	West Bengal-Durgapur Projects Ltd.	01.04.2012	425	64	489

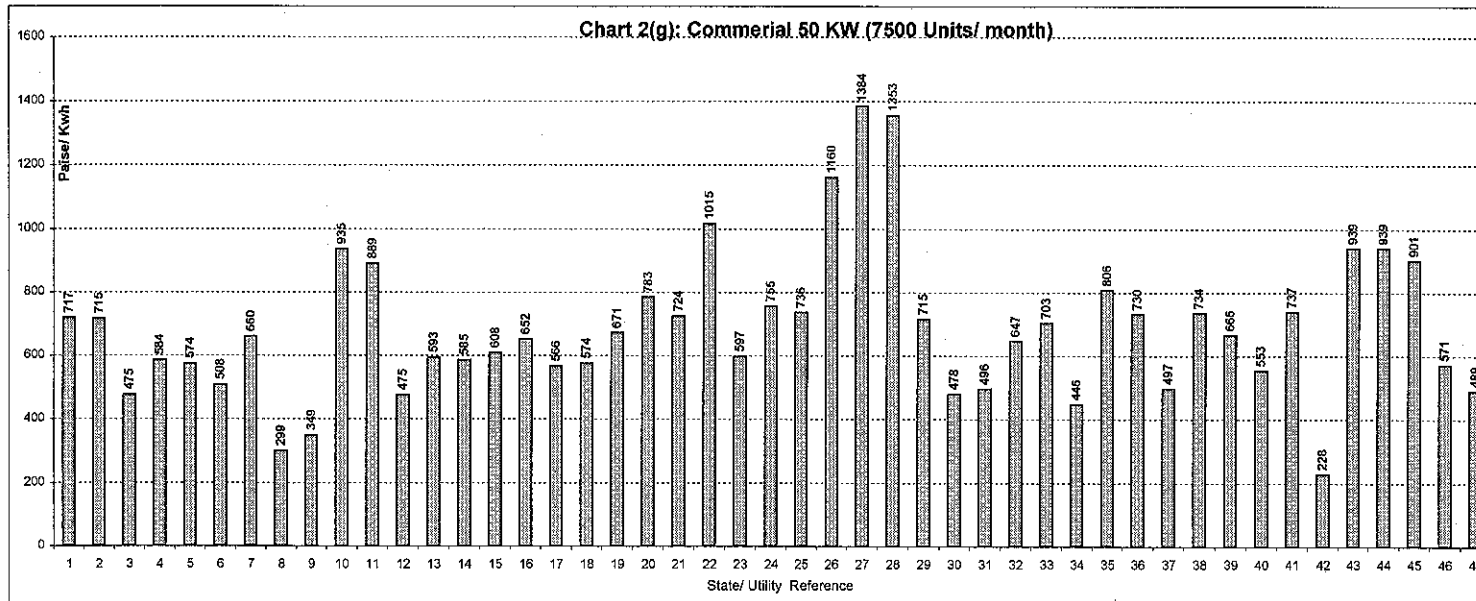


- Index of States
- 1 A&N Island
 - 2 Andhra Pradesh
 - 3 Arunachal Pradesh
 - 4 Assam
 - 5 Bihar
 - 6 Chandigarh
 - 7 Chhattishgarh
 - 8 Dadr&Ngr Haveli
 - 9 Daman & Diu
 - 10 Delhi (BSES/NDPL)
 - 11 Delhi (NDMC)
 - 12 Goa
 - 13 Gujarat
 - 14 Gujarat (Ahmadabad)
 - 15 Gujarat (Surat)
 - 16 Haryana
 - 17 Himachal Pradesh
 - 18 Jammu & Kashmir
 - 19 Jharkhand
 - 20 Karnataka (Banglore & other Cities)
 - 21 Karnataka (Area under Village Panchayat)
 - 22 Kerala
 - 23 Lakshadweep
 - 24 MP (Urban)
 - 25 MP (Rural)
 - 26 Maharashtra
 - 27 Maharashtra - Mumbai- (B.E.S.T)
 - 28 Maharashtra - Mumbai- (Reliance Energy)
 - 29 Maharashtra - Mumbai- (TATA's)
 - 30 Mizoram
 - 31 Meghalaya
 - 32 Nagaland
 - 33 Orissa
 - 34 Puducherry
 - 35 Punjab
 - 36 Rajasthan
 - 37 Sikkim
 - 38 Tamil Nadu
 - 39 Tripura
 - 40 Uttaranchal
 - 41 U. P. (Urban)
 - 42 U. P. (Rural)
 - 43 West Bengal (Urban)
 - 44 West Bengal (Rural)
 - 45 W. B. (Kolkata CESC)
 - 46 West Bengal-DPSC
 - 47 West Bengal (DPL)



सारणी सं० 2 (छ): वाणिज्यिक 50 कि० वा०. (7500 यूनिट/माह)
TABLE NO.2(g): COMMERCIAL 50 KW (7500 Units/Month)

क्रमांक Sr. No.	युटिलिटी का नाम	Name of Utility	Tariff effective from	Av. Rate (P/KWh)	Duty/Tax (P/KWh)	Total (P/KWh)
1	अंडमान एण्ड निकोबार	Andaman & Nicobar Island	01.06.2012	717	0	717
2	आंध्र प्रदेश	Andhra Pradesh	01.04.2012	709	6	715
3	अरुणाचल प्रदेश	Arunachal Pradesh	01.04.2012	475	0	475
4	आसाम	Assam	24.05.2011	574	10	584
5	बिहार	Bihar	01.04.2012	541	32	574
6	चंडीगढ़	Chandigarh	01.05.2012	497	11	508
7	छत्तीस गढ़	Chhattishgarh	06.05.2012	583	77	660
8	दादरा एवं नागर हवेली	Dadra & Nagar Haveli	01.07.2012	299	0	299
9	दमन एवं दिव	Daman & Diu	01.08.2012	349	0	349
10	दिल्ली-(बी.वा.पी.एल./बी.आर.पी.एल./एन.डी.पी.ए.)	Delhi-(BYPL/BRPL/NDPL-TPDDL)	01.07.2012	891	45	935
11	दिल्ली-(एन.डी.एम.सी.)	Delhi-(NDMC)	01.07.2012	847	42	889
12	गोवा	Goa	01.06.2012	405	70	475
13	गुजरात	Gujarat	01.06.2012	474	119	593
14	गुजरात-(टोरेन्ट पावर लि०, अहमदाबाद)	Gujarat-(Torrent Power Ltd., Ahmedabad)	01.06.2012	467	118	585
15	गुजरात-(टोरेन्ट पावर लि०, सुरत)	Gujarat-(Torrent Power Ltd., Surat)	01.06.2012	487	122	608
16	हरियाणा	Haryana	01.04.2012	637	15	652
17	हिमाचल प्रदेश	Himachal Pradesh	01.04.2012	524	42	566
18	जम्मू व कश्मीर	Jammu & Kashmir	01.04.2012	471	103	574
19	झारखंड	Jharkhand	01.08.2012	642	30	671
20	कर्नाटक	Karnataka	30.04.2012			
		BBMP, Municipal Corp.& all Urban		746	37	783
		Areas under Village Panchayats		689	34	724
21	केरल	Kerala	01.07.2012	930	85	1015
22	लक्षद्वीप	Lakshadweep	01.10.2012	597	0	597
23	मध्य प्रदेश	Madhya Pradesh (Urban Areas)	10.04.2012	657	98	755
		(Rural Areas)		640	96	736
24	महाराष्ट्र	Maharashtra	01.08.2012	985	175	1160
25	महाराष्ट्र-मुम्बई-(बी.ई.एस.टी.)	Maharashtra - Mumbai-(B.E.S.T)	01.06.2012	1163	221	1384
26	महाराष्ट्र-मुम्बई-(रिलायंस एनर्जी)	Maharashtra - Mumbai-(Reliance Energy)	15.06.2009	1137	216	1353
27	महाराष्ट्र-मुम्बई-(टाटा)	Maharashtra - Mumbai-(TATA's)	01.09.2010	591	123	715
28	मिजोरम	Mizoram	01.08.2012	478	0	478
29	मेघालय	Meghalaya	01.02.2012	490	6	496
30	नागालैंड	Nagaland	01.04.2012	647	0	647
31	उड़ीसा	Orissa	01.04.2012	676	27	703
32	पुदुचेरी	Puducherry	01.06.2012	446	0	446
33	पंजाब	Punjab	01.04.2012	714	93	806
34	राजस्थान	Rajasthan	10.08.2012	670	60	730
35	सिक्किम	Sikkim	01.04.2012	497	0	497
36	तमिल नाडु	Tamil Nadu	01.04.2012	699	35	734
37	त्रिपुरा	Tripura	01.04.2012	666	0	666
38	उत्तराखंड	Uttarakhand	01.04.2012	538	15	553
39	उत्तर प्रदेश	Uttar Pradesh (URBAN)	01.10.2012	732	5	737
		(RURAL)		223	5	228
40	पश्चिम बंगाल	West Bengal (URBAN)	01.04.2012	817	122	939
		(RURAL)		817	122	939
41	पश्चिम बंगाल-कोलकत्ता-(सी.ई.एस.सी.)	West Bengal - (CESC Ltd., Kolkata)	01.04.2011	783	118	901
42	पश्चिम बंगाल-(डी.पी.एस.सी.)	West Bengal - (DPSC Ltd.)	01.04.2012	497	75	571
43	पश्चिम बंगाल-दुर्गापुर परियोजना	West Bengal-Durgapur Projects Ltd.	01.04.2012	425	64	489



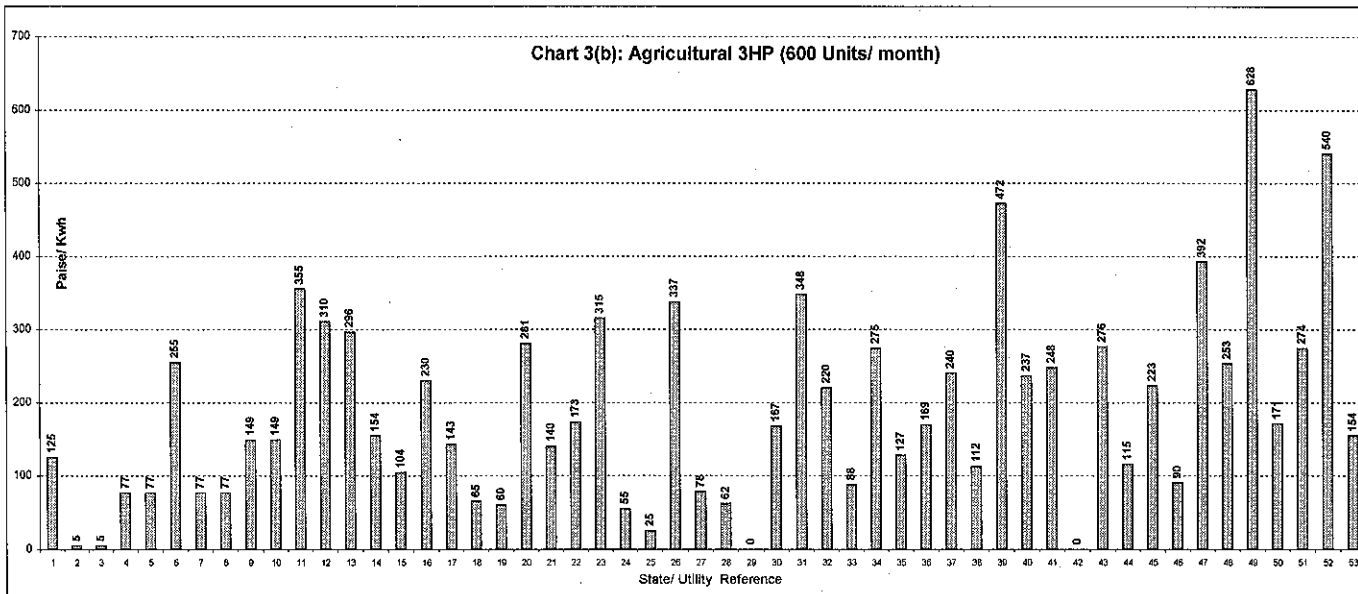
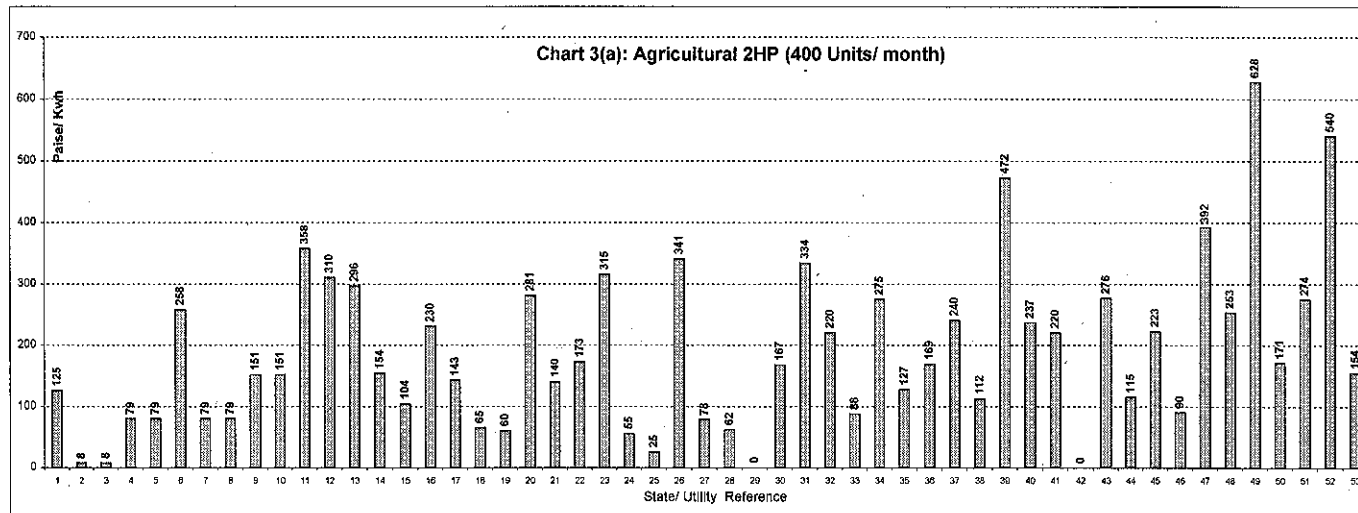
- Index of States**
- 1 A&N Island
 - 2 Andhra Pradesh
 - 3 Arunachal Pradesh
 - 4 Assam
 - 5 Bihar
 - 6 Chandigarh
 - 7 Chhattisgarh
 - 8 Dadr&Ngr Haveli
 - 9 Daman & Diu
 - 10 Delhi (BSES/NDPL)
 - 11 Delhi (NDMC)
 - 12 Goa
 - 13 Gujarat
 - 14 Gujarat (Ahmadabad)
 - 15 Gujarat (Surat)
 - 16 Haryana
 - 17 Himachal Pradesh
 - 18 Jammu & Kashmir
 - 19 Jharkhand
 - 20 Karnataka (Banglore & other Cities)
 - 21 Karnataka (Area under Village Panchayat)
 - 22 Kerala
 - 23 Lakshadweep
 - 24 MP (Urban)
 - 25 MP (Rural)
 - 26 Maharashtra
 - 27 Maharashtra - Mumbai-(B.E.S.T)
 - 28 Maharashtra - Mumbai-(Reliance Energy)
 - 29 Maharashtra - Mumbai-(TATA's)
 - 30 Mizoram
 - 31 Meghalaya
 - 32 Nagaland
 - 33 Orissa
 - 34 Puducherry
 - 35 Punjab
 - 36 Rajasthan
 - 37 Sikkim
 - 38 Tamil Nadu
 - 39 Tripura
 - 40 Uttaranchal
 - 41 U. P. (Urban)
 - 42 U. P. (Rural)
 - 43 West Bengal (Urban)
 - 44 West Bengal (Rural)
 - 45 W. B. (Kolkata CESC)
 - 46 West Bengal-DPSC
 - 47 West Bengal (DPL)

सारणी सं० 3 (क): कृषि 2 हास पावर (400 यूनिट/माह)
TABLE NO.3(a): AGRICULTURE 2 HP (400 Units/Month)

क्रमांक Sr. No.	युटिलिटी का नाम	Name of Utility	Tariff effective from	Av. Rate (P/KWh)	Duty/Tax (P/KWh)	Total (P/KWh)
1	अंडेमान एण्ड निकोबार	Andaman & Nicobar Island	01.06.2012	125	0	125
2	आंध्र प्रदेश	Andhra Pradesh	01.04.2012			
	With Demand side Management measures (DSM)					
	Dry land Farmers (connection <=3 Nos.)			8	0	8
	Wet land Farmers (Holding <=2.5 Acres)			8	0	8
	Dry land Farmers (connection >3 Nos.)			79	0	79
	Wet land Farmers (Holding >2.5 Acres)			79	0	79
	Corporate Farmers & IT Assesse			258	0	258
	Without Demand side Management measures (DSM)					
	Dry land Farmers (connection <=3 Nos.)			79	0	79
	Wet land Farmers (Holding <=2.5 Acres)			79	0	79
	Dry land Farmers (connection >3 Nos.)			151	0	151
	Wet land Farmers (Holding >2.5 Acres)			151	0	151
	Corporate Farmers & IT Assesse			358	0	358
3	अरुणाचल प्रदेश	Arunachal Pradesh	01.04.2012	310	0	310
4	आसाम	Assam	24.05.2011	286	10	296
5	बिहार	Bihar (Urban Areas)	01.04.2012	150	4	154
		(Rural Areas)		100	4	104
6	चंडीगढ़	Chandigarh	01.05.2012	230	0	230
7	छत्तीस गढ़	Chhattishgarh	06.05.2012	143	0	143
8	दादरा एवं नागर हवेली	Dadra & Nagar Haveli	01.07.2012	65	0	65
9	दमन एवं दिव	Daman & Diu	01.08.2012	60	0	60
10	दिल्ली-(बी.बि.पी.एल./बी.आर.पी.एल./एन.डी.पी.ए)	Delhi-(BYPL/BRPL/NDPL-TPDDL)	01.07.2012	267	13	281
11	गोवा	Goa	01.06.2012	120	20	140
12	गुजरात	Gujarat	01.06.2012	173	0	173
13	गुजरात-(टोरेन्ट पावर लि०, अहमदाबाद)	Gujarat-(Torrent Power Ltd., Ahmedabad)	01.06.2012	315	0	315
14	गुजरात-(टोरेन्ट पावर लि०, सुरत)	Gujarat-(Torrent Power Ltd., Surat)	01.06.2012	55	0	55
15	हरियाणा	Haryana	01.04.2012	25	0	25
16	हिमाचल प्रदेश	Himachal Pradesh	01.04.2012	310	31	341
17	जम्मू व कश्मीर	Jammu & Kashmir	01.04.2012	64	14	78
18	झारखंड	Jharkhand	01.08.2012	60	2	62
19	कर्नाटक	Karnataka	30.04.2012	0	0	0
20	केरल	Kerala	01.07.2012	152	15	167
21	मध्य प्रदेश	Madhya Pradesh	10.04.2012	334	0	334
22	महाराष्ट्र	Maharashtra	01.08.2012	220	0	220
23	महाराष्ट्र-मुंबई-(रिलायंस एनर्जी)	Maharashtra - Mumbai-(Reliance Energy)	15.06.2009	88	0	88
24	मणीपूर	Manipur	01.09.2012	272	2	275
25	मिजोरम	Mizoram	01.08.2012	127	0	127
26	मेघालय	Meghalaya	01.02.2012	163	6	169
27	नागालैंड	Nagaland	01.04.2012	240	0	240
28	उड़ीसा	Orissa	01.04.2012	110	2	112
29	पंजाब	Punjab	01.04.2012	418	54	472
30	राजस्थान	Rajasthan	10.08.2012	233	4	237
31	सिक्किम	Sikkim	01.04.2012	220	0	220
32	तमिल नाडु	Tamil Nadu	01.04.2012	0	0	0
33	त्रिपुरा	Tripura	01.04.2012	276	0	276
34	उत्तराखंड	Uttarakhand	01.04.2012	100	15	115
35	उत्तर प्रदेश	Uttar Pradesh (URBAN)	01.10.2012	215	8	223
		(RURAL)		83	8	90
36	पश्चिम बंगाल	West Bengal	01.04.2012	392	0	392
37	पश्चिम बंगाल-(डी.पी.एस.सी.)	West Bengal - (DPSC Ltd.)	01.04.2012			
		(06.00 hrs to 17.00 hrs)		253	0	253
		(17.00 hrs to 23.00 hrs)		628	0	628
		(23.00 hrs to 06.00 hrs)		171	0	171
38	पश्चिम बंगाल-दुर्गापुर परियोजना	West Bengal-Durgapur Projects Ltd.	01.04.2012			
		(06.00 hrs to 17.00 hrs)		274	0	274
		(17.00 hrs to 23.00 hrs)		540	0	540
		(23.00 hrs to 06.00 hrs)		154	0	154

सारणी सं० 3 (ख): कृषि 3 हास पावर (600 यूनिट/माह)
TABLE NO.3(b): AGRICULTURE 3 HP (600 Units/Month)

क्रमांक Sr. No.	युटिलिटी का नाम	Name of Utility	Tariff effective from	Av. Rate (P/KWh)	Duty/Tax (P/KWh)	Total (P/KWh)
1	अंडमान एण्ड निकोबार	Andaman & Nicobar Island	01.06.2012	125	0	125
2	आंध्र प्रदेश	Andhra Pradesh	01.04.2012			
	With Demand side Management measures (DSM)					
	Dry land Farmers (connection <=3 Nos.)			5	0	5
	Wet land Farmers (Holding <=2.5 Acres)			5	0	5
	Dry land Farmers (connection >3 Nos.)			77	0	77
	Wet land Farmers (Holding >2.5 Acres)			77	0	77
	Corporate Farmers & IT Assesse			255	0	255
	Without Demand side Management measures (DSM)					
	Dry land Farmers (connection <=3 Nos.)			77	0	77
	Wet land Farmers (Holding <=2.5 Acres)			77	0	77
	Dry land Farmers (connection >3 Nos.)			149	0	149
	Wet land Farmers (Holding >2.5 Acres)			149	0	149
	Corporate Farmers & IT Assesse			355	0	355
3	अरुणाचल प्रदेश	Arunachal Pradesh	01.04.2012	310	0	310
4	आसाम	Assam	24.05.2011	286	10	296
5	बिहार	Bihar (Urban Areas)	01.04.2012	150	4	154
		(Rural Areas)		100	4	104
6	चंडीगढ़	Chandigarh	01.05.2012	230	0	230
7	छत्तीस गढ़	Chhattishgarh	06.05.2012	143	0	143
8	दादरा एवं नागर हवेली	Dadra & Nagar Haveli	01.07.2012	65	0	65
9	दमन एवं दिव	Daman & Diu	01.08.2012	60	0	60
10	दिल्ली-(बी.वाइ.पी.एल./बी.आर.पी.एल./एन.डी.पी.ए)	Delhi-(BYPL/BRPL/NDPL-TPDDL)	01.07.2012	267	13	281
11	गोवा	Goa	01.06.2012	120	20	140
12	गुजरात	Gujarat	01.06.2012	173	0	173
13	गुजरात-(टोरेन्ट पावर लि०, अहमदाबाद)	Gujarat-(Torrent Power Ltd., Ahmedabad)	01.06.2012	315	0	315
14	गुजरात-(टोरेन्ट पावर लि०, सुरत)	Gujarat-(Torrent Power Ltd., Surat)	01.06.2012	55	0	55
15	हरियाणा	Haryana	01.04.2012	25	0	25
16	हिमाचल प्रदेश	Himachal Pradesh	01.04.2012	307	31	337
17	जम्मू व कश्मीर	Jammu & Kashmir	01.04.2012	64	14	78
18	झारखंड	Jharkhand	01.08.2012	60	2	62
19	कर्नाटक	Karnataka	30.04.2012	0	0	0
20	केरल	Kerala	01.07.2012	152	15	167
21	मध्य प्रदेश	Madhya Pradesh	10.04.2012	348	0	348
22	महाराष्ट्र	Maharashtra	01.08.2012	220	0	220
23	महाराष्ट्र-मुम्बई-(रिलायंस एनर्जी)	Maharashtra - Mumbai-(Reliance Energy)	15.06.2009	88	0	88
24	मणीपुर	Manipur	01.09.2012	272	2	275
25	मिजोरम	Mizoram	01.08.2012	127	0	127
26	मेघालय	Meghalaya	01.02.2012	163	6	169
27	नागालैंड	Nagaland	01.04.2012	240	0	240
28	उड़ीसा	Orissa	01.04.2012	110	2	112
29	पंजाब	Punjab	01.04.2012	418	54	472
30	राजस्थान	Rajasthan	10.08.2012	233	4	237
31	सिक्किम	Sikkim	01.04.2012	248	0	248
32	तमिल नाडु	Tamil Nadu	01.04.2012	0	0	0
33	त्रिपुरा	Tripura	01.04.2012	276	0	276
34	उत्तराखंड	Uttarakhand	01.04.2012	100	15	115
35	उत्तर प्रदेश	Uttar Pradesh (URBAN)	01.10.2012	215	8	223
		(RURAL)		83	8	90
36	पश्चिम बंगाल	West Bengal	01.04.2012	392	0	392
37	पश्चिम बंगाल-(अ.पी.एस.सी.)	West Bengal - (DPSC Ltd.)	01.04.2012			
		(06.00 hrs to 17.00 hrs)		253	0	253
		(17.00 hrs to 23.00 hrs)		628	0	628
		(23.00 hrs to 06.00 hrs)		171	0	171
38	पश्चिम बंगाल-दुर्गापुर परियोजना	West Bengal-Durgapur Projects Ltd.	01.04.2012			
		(06.00 hrs to 17.00 hrs)		274	0	274
		(17.00 hrs to 23.00 hrs)		540	0	540
		(23.00 hrs to 06.00 hrs)		154	0	154



- Index of States**
- 1 A&N Island
 - 2 AP-With DSMM-Dry land Farmers (connection <=3 Nos.)
 - 3 AP-With DSMM-Wet land Farmers (Holding <=2.5 Acres)
 - 4 AP-With DSMM-Dry land Farmers (connection >3 Nos.)
 - 5 AP-With DSMM-Wet land Farmers (Holding >2.5 Acres)
 - 6 AP-With DSMM-Corporate Farmers & IT Assesse
 - 7 AP-w/o DSMM-Dry land Farmers (connection <=3 Nos.)
 - 8 AP-w/o DSMM-Wet land Farmers (Holding <=2.5 Acres)
 - 9 AP-w/o DSMM-Dry land Farmers (connection >3 Nos.)
 - 10 AP-w/o DSMM-Wet land Farmers (Holding >2.5 Acres)
 - 11 AP-w/o DSMM-Corporate Farmers & IT Assesse
 - 12 Arunachal Pradesh
 - 13 Assam
 - 14 Bihar (Urban Schedule)
 - 15 Bihar (Rural Schedule)
 - 16 Chandigarh
 - 17 Chhattishgarh
 - 18 Dadr&Ngr Haveli
 - 19 Daman & Diu
 - 20 Delhi (BSES/NDPL)
 - 21 Goa
 - 22 Gujarat
 - 23 Gujarat (Ahmadabad)
 - 24 Gujarat (Surat)
 - 25 Haryana
 - 26 Himachal Pradesh
 - 27 Jammu & Kashmir
 - 28 Jharkhand
 - 29 Karnataka
 - 30 Kerala
 - 31 Madhya Pradesh
 - 32 Maharashtra
 - 33 Maharashtra - Mumbai-(Reliance Energy)
 - 34 Manipur
 - 35 Mizoram
 - 36 Meghalaya
 - 37 Nagaland
 - 38 Orissa
 - 39 Punjab
 - 40 Rajasthan
 - 41 Sikkim
 - 42 Tamil Nadu
 - 43 Tripura
 - 44 Uttarakhand
 - 45 U. P. (Urban)
 - 46 U. P. (Rural)
 - 47 West Bengal
 - 48 West Bengal (DPSC) (06.00 hrs to 17.00 hrs)
 - 49 West Bengal (DPSC) (17.00 hrs to 23.00 hrs)
 - 50 West Bengal (DPSC) (23.00 hrs to 06.00 hrs)
 - 51 West Bengal (DPL) (06.00 hrs to 17.00 hrs)
 - 52 West Bengal (DPL) (17.00 hrs to 23.00 hrs)
 - 53 West Bengal (DPL) (23.00 hrs to 06.00 hrs)

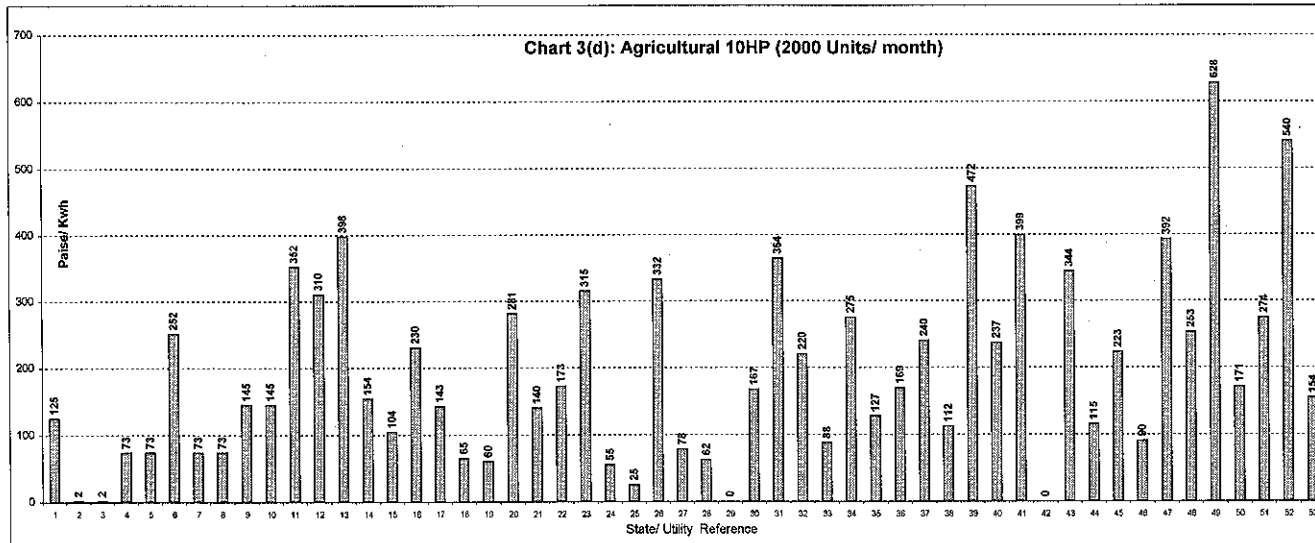
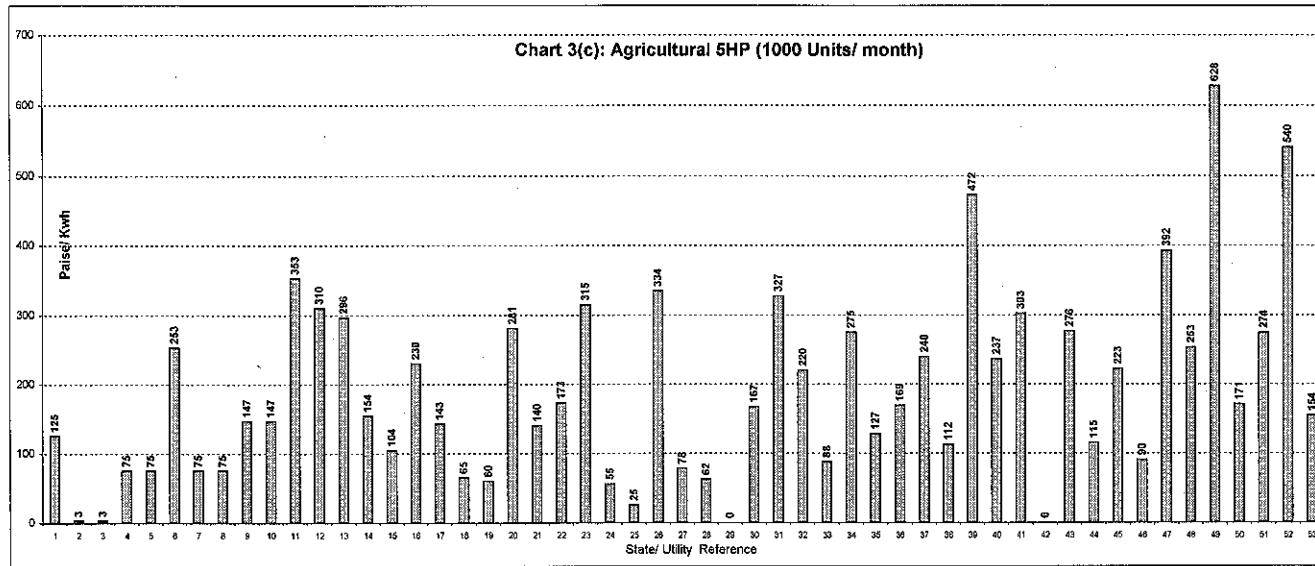
Note: NDMC, Lakshadweep, Mumbai BEST, Mumbai TEC,
WB - CESC and DVC has no Agricultural consumer
DSMM:- Demand side management measures

सारणी सं० 3 (ग): कृषि 5 हार्स पावर (1000 यूनिट/माह)
TABLE NO.3(c): AGRICULTURE 5 HP (1000 Units/Month)

क्रमांक Sr. No.	युटिलिटी का नाम	Name of Utility	Tariff effective from	Av. Rate (P/KWh)	Duty/Tax (P/KWh)	Total (P/KWh)
1	अंडेमान एण्ड निकोबार	Andaman & Nicobar Island	01.06.2012	125	0	125
2	आंध्र प्रदेश	Andhra Pradesh	01.04.2012			
	With Demand side Management measures (DSM)					
	Dry land Farmers (connection <=3 Nos.)			3	0	3
	Wet land Farmers (Holding <=2.5 Acres)			3	0	3
	Dry land Farmers (connection >3 Nos.)			75	0	75
	Wet land Farmers (Holding >2.5 Acres)			75	0	75
	Corporate Farmers & IT Assesse			253	0	253
	Without Demand side Management measures (DSM)					
	Dry land Farmers (connection <=3 Nos.)			75	0	75
	Wet land Farmers (Holding <=2.5 Acres)			75	0	75
	Dry land Farmers (connection >3 Nos.)			147	0	147
	Wet land Farmers (Holding >2.5 Acres)			147	0	147
	Corporate Farmers & IT Assesse			353	0	353
3	अरुणाचल प्रदेश	Arunachal Pradesh	01.04.2012	310	0	310
4	आसाम	Assam	24.05.2011	286	10	296
5	बिहार	Bihar (Urban Areas)	01.04.2012	150	4	154
		(Rural Areas)		100	4	104
6	चंडीगढ़	Chandigarh	01.05.2012	230	0	230
7	छत्तीस गढ़	Chhattishgarh	06.05.2012	143	0	143
8	दादरा एवं नागर हवेली	Dadra & Nagar Haveli	01.07.2012	65	0	65
9	दमन एवं दिव	Daman & Diu	01.08.2012	60	0	60
10	दिल्ली-(बी.वाइ.पी.एल./बी.आर.पी.एल./एन.डी.पी.ए)	Delhi-(BYPL/BRPL/NDPL-TPDDL)	01.07.2012	267	13	281
11	गोवा	Goa	01.06.2012	120	20	140
12	गुजरात	Gujarat	01.06.2012	173	0	173
13	गुजरात-(टोरेन्ट पावर लि०, अहमदाबाद)	Gujarat-(Torrent Power Ltd., Ahmedabad)	01.06.2012	315	0	315
14	गुजरात-(टोरेन्ट पावर लि०, सूरत)	Gujarat-(Torrent Power Ltd., Surat)	01.06.2012	55	0	55
15	हरियाणा	Haryana	01.04.2012	25	0	25
16	हिमाचल प्रदेश	Himachal Pradesh	01.04.2012	304	30	334
17	जम्मू व कश्मीर	Jammu & Kashmir	01.04.2012	64	14	78
18	झारखंड	Jharkhand	01.08.2012	60	2	62
19	कर्नाटक	Karnataka	30.04.2012	0	0	0
20	केरल	Kerala	01.07.2012	152	15	167
21	मध्य प्रदेश	Madhya Pradesh	10.04.2012	327	0	327
22	महाराष्ट्र	Maharashtra	01.08.2012	220	0	220
23	महाराष्ट्र-मुम्बई-(रिलायंस एनर्जी)	Maharashtra - Mumbai-(Reliance Energy)	15.06.2009	88	0	88
24	मणीपुर	Manipur	01.09.2012	272	2	275
25	मिजोरम	Mizoram	01.08.2012	127	0	127
26	मेघालय	Meghalaya	01.02.2012	163	6	169
27	नागालैंड	Nagaland	01.04.2012	240	0	240
28	उड़ीसा	Orissa	01.04.2012	110	2	112
29	पंजाब	Punjab	01.04.2012	418	54	472
30	राजस्थान	Rajasthan	10.08.2012	233	4	237
31	सिक्किम	Sikkim	01.04.2012	303	0	303
32	तमिल नाडु	Tamil Nadu	01.04.2012	0	0	0
33	त्रिपुरा	Tripura	01.04.2012	276	0	276
34	उत्तराखंड	Uttarakhand	01.04.2012	100	15	115
35	उत्तर प्रदेश	Uttar Pradesh (URBAN)	01.10.2012	215	8	223
		(RURAL)		83	8	90
36	पश्चिम बंगाल	West Bengal	01.04.2012	392	0	392
37	पश्चिम बंगाल-(डी.पी.एस.सी.)	West Bengal - (DPSC Ltd.)	01.04.2012			
		(06.00 hrs to 17.00 hrs)		253	0	253
		(17.00 hrs to 23.00 hrs)		628	0	628
		(23.00 hrs to 06.00 hrs)		171	0	171
38	पश्चिम बंगाल-दुर्गापुर परियोजना	West Bengal-Durgapur Projects Ltd.	01.04.2012			
		(06.00 hrs to 17.00 hrs)		274	0	274
		(17.00 hrs to 23.00 hrs)		540	0	540
		(23.00 hrs to 06.00 hrs)		154	0	154

सारणी सं० 3 (घ): कृषि 10 हार्स पावर (2000 यूनिट/माह)
TABLE NO.3(d): AGRICULTURE 10 HP (2000 Units/Month)

क्रमांक Sr. No.	युटिलिटी का नाम	Name of Utility	Tariff effective from	Av. Rate (P/KWh)	Duty/Tax (P/KWh)	Total (P/KWh)
1	अंडेमान एण्ड निकोबार	Andaman & Nicobar Island	01.06.2012	125	0	125
2	आंध्र प्रदेश	Andhra Pradesh	01.04.2012			
	With Demand side Management measures (DSM)					
	Dry land Farmers (connection <=3 Nos.)			2	0	2
	Wet land Farmers (Holding <=2.5 Acres)			2	0	2
	Dry land Farmers (connection >3 Nos.)			73	0	73
	Wet land Farmers (Holding >2.5 Acres)			73	0	73
	Corporate Farmers & IT Assesse			252	0	252
	Without Demand side Management measures (DSM)					
	Dry land Farmers (connection <=3 Nos.)			73	0	73
	Wet land Farmers (Holding <=2.5 Acres)			73	0	73
	Dry land Farmers (connection >3 Nos.)			145	0	145
	Wet land Farmers (Holding >2.5 Acres)			145	0	145
	Corporate Farmers & IT Assesse			352	0	352
3	अरुणाचल प्रदेश	Arunachal Pradesh	01.04.2012	310	0	310
4	आसाम	Assam	24.05.2011	388	10	398
5	बिहार	Bihar (Urban Areas)	01.04.2012	150	4	154
		(Rural Areas)		100	4	104
6	चंडीगढ़	Chandigarh	01.05.2012	230	0	230
7	छत्तीस गढ़	Chhattishgarh	06.05.2012	143	0	143
8	दादरा एवं नागर हवेली	Dadra & Nagar Haveli	01.07.2012	65	0	65
9	दमन एवं दिव	Daman & Diu	01.08.2012	60	0	60
10	दिल्ली-(बी.वड़.पी.एल./बी.आर.पी.एल./एन.डी.पी.ए)	Delhi-(BYPL/BRPL/NDPL-TPDDL)	01.07.2012	267	13	281
11	गोवा	Goa	01.06.2012	120	20	140
12	गुजरात	Gujarat	01.06.2012	173	0	173
13	गुजरात-(टोरेन्ट पावर लि०, अहमदाबाद)	Gujarat-(Torrent Power Ltd., Ahmedabad)	01.06.2012	315	0	315
14	गुजरात-(टोरेन्ट पावर लि०, सूरात)	Gujarat-(Torrent Power Ltd., Surat)	01.06.2012	55	0	55
15	हरियाणा	Haryana	01.04.2012	25	0	25
16	हिमाचल प्रदेश	Himachal Pradesh	01.04.2012	302	30	332
17	जम्मू व कश्मीर	Jammu & Kashmir	01.04.2012	64	14	78
18	झारखंड	Jharkhand	01.08.2012	60	2	62
19	कर्नाटक	Karnataka	30.04.2012	0	0	0
20	केरल	Kerala	01.07.2012	152	15	167
21	मध्य प्रदेश	Madhya Pradesh	10.04.2012	364	0	364
22	महाराष्ट्र	Maharashtra	01.08.2012	220	0	220
23	महाराष्ट्र-मुम्बई-(रिलायंस एनर्जी)	Maharashtra - Mumbai-(Reliance Energy)	15.06.2009	88	0	88
24	मणीपुर	Manipur	01.09.2012	272	2	275
25	मिजोरम	Mizoram	01.08.2012	127	0	127
26	मेघालय	Meghalaya	01.02.2012	163	6	169
27	नागालैंड	Nagaland	01.04.2012	240	0	240
28	उड़ीसा	Orissa	01.04.2012	110	2	112
29	पंजाब	Punjab	01.04.2012	418	54	472
30	राजस्थान	Rajasthan	10.08.2012	233	4	237
31	सिक्किम	Sikkim	01.04.2012	399	0	399
32	तमिल नाडु	Tamil Nadu	01.04.2012	0	0	0
33	त्रिपुरा	Tripura	01.04.2012	344	0	344
34	उत्तराखंड	Uttarakhand	01.04.2012	100	15	115
35	उत्तर प्रदेश	Uttar Pradesh (URBAN)	01.10.2012	215	8	223
		(RURAL)		83	8	90
36	पश्चिम बंगाल	West Bengal	01.04.2012	392	0	392
37	पश्चिम बंगाल-(डी.पी.एस.सी.)	West Bengal - (DPSC Ltd.)	01.04.2012			
		(06.00 hrs to 17.00 hrs)		253	0	253
		(17.00 hrs to 23.00 hrs)		628	0	628
		(23.00 hrs to 06.00 hrs)		171	0	171
38	पश्चिम बंगाल-दुर्गापुर परियोजना	West Bengal-Durgapur Projects Ltd.	01.04.2012			
		(06.00 hrs to 17.00 hrs)		274	0	274
		(17.00 hrs to 23.00 hrs)		540	0	540
		(23.00 hrs to 06.00 hrs)		154	0	154



- Index of States**
- 1 A&N Island
 - 2 AP-With DSMM-Dry land Farmers (connection <=3 Nos.)
 - 3 AP-With DSMM-Wet land Farmers (Holding <=2.5 Acres)
 - 4 AP-With DSMM-Dry land Farmers (connection >3 Nos.)
 - 5 AP-With DSMM-Wet land Farmers (Holding >2.5 Acres)
 - 6 AP-With DSMM-Corporate Farmers & IT Assesse
 - 7 AP-W/o DSMM-Dry land Farmers (connection <=3 Nos.)
 - 8 AP-W/o DSMM-Wet land Farmers (Holding <=2.5 Acres)
 - 9 AP-W/o DSMM-Dry land Farmers (connection >3 Nos.)
 - 10 AP-W/o DSMM-Wet land Farmers (Holding >2.5 Acres)
 - 11 AP-W/o DSMM-Corporate Farmers & IT Assesse
 - 12 Arunachal Pradesh
 - 13 Assam
 - 14 Bihar (Urban Schedule)
 - 15 Bihar (Rural Schedule)
 - 16 Chandigarh
 - 17 Chhattisgarh
 - 18 Dadr&Ngr Haveli
 - 19 Daman & Diu
 - 20 Delhi (BSES/NDPL)
 - 21 Goa
 - 22 Gujarat
 - 23 Gujarat (Ahmadabad)
 - 24 Gujarat (Surat)
 - 25 Haryana
 - 26 Himachal Pradesh
 - 27 Jammu & Kashmir
 - 28 Jharkhand
 - 29 Karnataka
 - 30 Kerala
 - 31 Madhya Pradesh
 - 32 Maharashtra
 - 33 Maharashtra - Mumbai-(Reliance Energy)
 - 34 Manipur
 - 35 Mizoram
 - 36 Meghalaya
 - 37 Nagaland
 - 38 Orissa
 - 39 Punjab
 - 40 Rajasthan
 - 41 Sikkim
 - 42 Tamil Nadu
 - 43 Tripura
 - 44 Uttarakhand
 - 45 U. P. (Urban)
 - 46 U. P. (Rural)
 - 47 West Bengal
 - 48 West Bengal (DPSC) (06.00 - 17.00 hrs)
 - 49 West Bengal (DPSC) (17.00 - 23.00 hrs)
 - 50 West Bengal (DPSC) (23.00 - 06.00 hrs)
 - 51 West Bengal (DPL) (06.00 - 17.00 hrs)
 - 52 West Bengal (DPL) (17.00 - 23.00 hrs)
 - 53 West Bengal (DPL) (23.00 - 06.00 hrs)

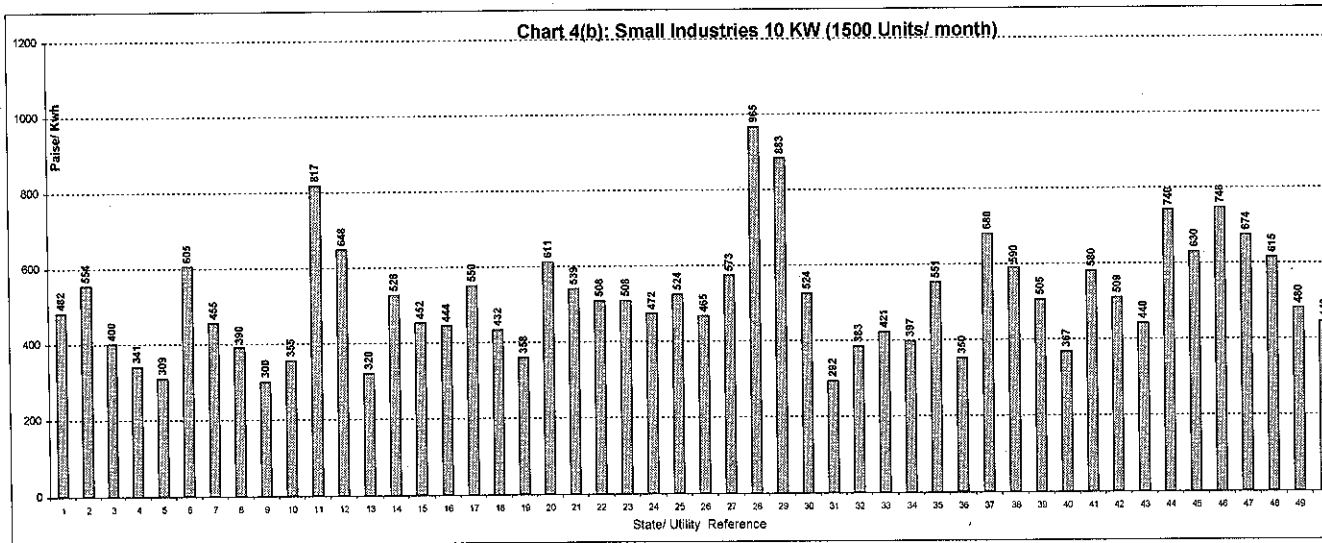
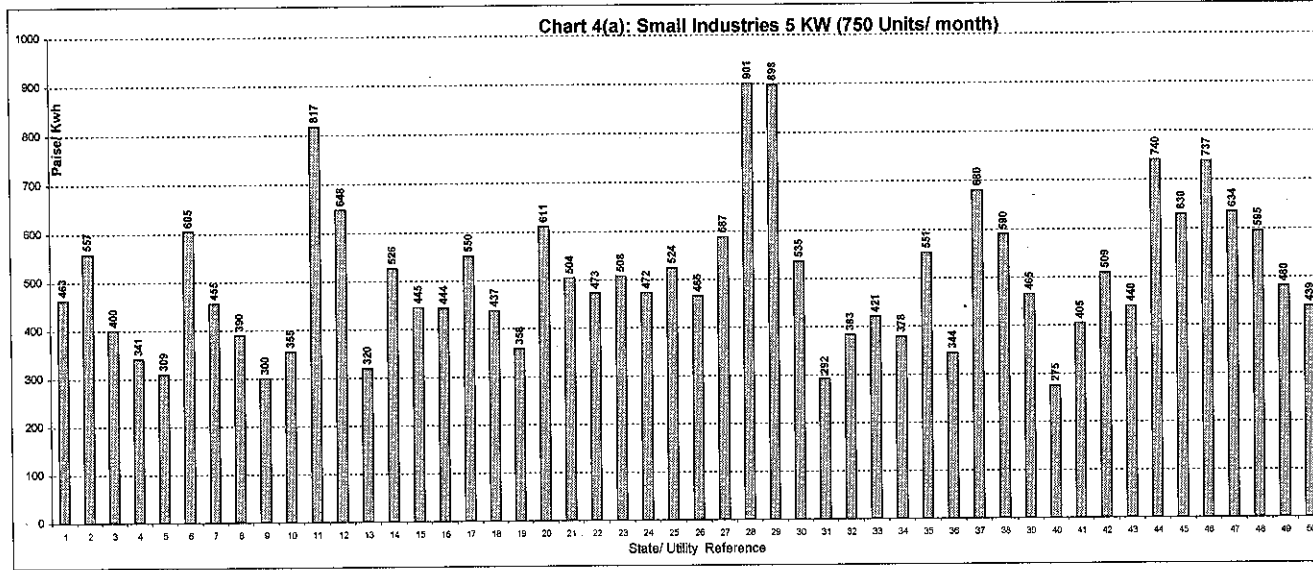
Note: NDMC, Lakshadweep, Mumbai BEST, Mumbai TEC.
WB - CESC and DVC has no Agricultural consumer
DSMM: Demand side management measures

सारणी सं० 4 (क): लघु उद्योग 5 कि०. वा०. (750 यूनिट/माह)
TABLE NO.4(a): SMALL INDUSTRIES 5 KW (750 Units/Month)

क्रमांक Sr. No.	युटिलिटी का नाम	Name of Utility	Tariff effective from	Av. Rate (P/KWh)	Duty/Tax (P/KWh)	Total (P/KWh)
1	अंडेमान एण्ड निकोबार	Andaman & Nicobar Island	01.06.2012	463	0	463
2	आंध्र प्रदेश	Andhra Pradesh	01.04.2012	551	6	557
3	अरुणाचल प्रदेश	Arunachal Pradesh	01.04.2012	400	0	400
4	आसाम (शहरी क्षेत्र)	Assam (Urban Areas)	24.05.2011	332	9	341
	(ग्रामीण क्षेत्र)	(Rural Areas)		300	9	309
5	बिहार	Bihar	01.04.2012	571	34	605
6	चंडीगढ़	Chandigarh	01.05.2012	444	11	455
7	छत्तीस गढ़	Chhattishgarh	06.05.2012	369	21	390
8	दादरा एवं नागर हवेली	Dadra & Nagar Haveli	01.07.2012	300	0	300
9	दमन एवं दिव	Daman & Diu	01.08.2012	355	0	355
10	दिल्ली-(बी.वाइ.पी.एल./बी.आर.पी.एल./एन.डी.पी.ए.)	Delhi-(BYPL/BRPL/NDPL-TPDDL)	01.07.2012	778	39	817
11	दिल्ली-(एन.डी.एम.सी.)	Delhi-(NDMC)	01.07.2012	617	31	648
12	गोवा	Goa	01.06.2012	250	70	320
13	गुजरात	Gujarat	01.06.2012	478	48	526
14	गुजरात-(टोरेंट पावर लि०, अहमदाबाद)	Gujarat-(Torrent Power Ltd., Ahmedabad)	01.06.2012	404	41	445
15	गुजरात-(टोरेंट पावर लि०, सुरत)	Gujarat-(Torrent Power Ltd., Surat)	01.06.2012	403	40	444
16	हरियाणा	Haryana	01.04.2012	535	15	550
17	हिमाचल प्रदेश	Himachal Pradesh	01.04.2012	421	17	437
18	जम्मू व कश्मीर	Jammu & Kashmir	01.04.2012	294	65	358
19	झारखंड	Jharkhand	01.08.2012	606	5	611
20	कर्नाटक	Karnataka	30.04.2012			
		BBMP, Municipal Corp.& all Urban		480	24	504
		Areas under Village Panchayats		450	23	473
21	केरल	Kerala	01.07.2012	465	43	508
22	लक्षद्वीप	Lakshadweep	01.10.2012	472	0	472
23	मध्य प्रदेश	Madhya Pradesh (Urban Areas)	10.04.2012	480	43	524
		(Rural Areas)		427	38	465
24	महाराष्ट्र	Maharashtra	01.08.2012	531	56	587
25	महाराष्ट्र-मुंबई-(बी.ई.एस.टी.)	Maharashtra - Mumbai-(B.E.S.T)	01.06.2012	805	95	901
26	महाराष्ट्र-मुंबई-(रिलायंस एनर्जी)	Maharashtra - Mumbai-(Reliance Energy)	15.06.2009	803	95	898
27	महाराष्ट्र-मुंबई-(टाटा)	Maharashtra - Mumbai-(TATA's)	01.09.2010	470	65	535
28	मणिपुर	Manipur	01.09.2012	290	2	292
29	मिजोरम	Mizoram	01.08.2012	383	0	383
30	मेघालय	Meghalaya	01.02.2012	420	1	421
31	नागालैंड	Nagaland	01.04.2012	378	0	378
32	उड़ीसा	Orissa	01.04.2012	530	21	551
33	पुदुचेरी	Puducherry	01.06.2012	344	0	344
34	पंजाब	Punjab	01.04.2012	601	78	680
35	राजस्थान	Rajasthan	10.08.2012	530	60	590
36	सिक्किम	Sikkim (URBAN)	01.04.2012	465	0	465
		(RURAL)		275	0	275
37	तमिल नाडू	Tamil Nadu	01.04.2012	385	19	405
38	त्रिपुरा	Tripura	01.04.2012	509	0	509
39	उत्तराखंड	Uttarakhand	01.04.2012	420	20	440
40	उत्तर प्रदेश	Uttar Pradesh (URBAN)	01.10.2012	735	5	740
		(RURAL)		625	5	630
41	पश्चिम बंगाल	West Bengal (URBAN)	01.04.2012	719	18	737
		(RURAL)		619	15	634
42	पश्चिम बंगाल-कोलकता-(सी.ई.एस.सी.)	West Bengal - (CESC Ltd., Kolkata)	01.04.2011	580	15	595
43	पश्चिम बंगाल-(डी.पी.एस.सी.)	West Bengal - (DPSC Ltd.)	01.04.2012	468	12	480
44	पश्चिम बंगाल-दुर्गापुर परियोजना	West Bengal-Durgapur Projects Ltd.	01.04.2012	428	11	439

सारणी सं० 4 (ख): लघु उद्योग 10 कि०. वा०. (1500 यूनिट/माह)
TABLE NO.4(b): SMALL INDUSTRIES 10 KW (1500 Units/Month)

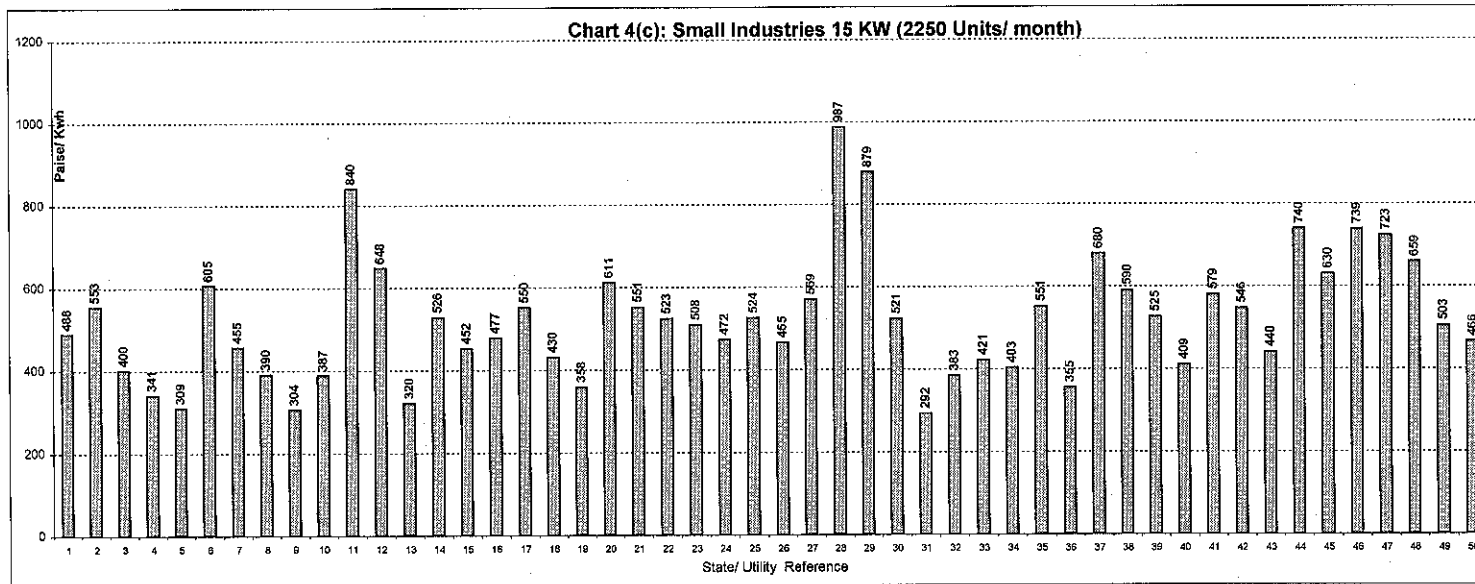
क्रमांक Sr. No.	युटिलिटी का नाम	Name of Utility	Tariff effective from	Av. Rate (P/KWh)	Duty/Tax (P/KWh)	Total (P/KWh)
1	अंडमान एण्ड निकोबार	Andaman & Nicobar Island	01.06.2012	482	0	482
2	आंध्र प्रदेश	Andhra Pradesh	01.04.2012	548	6	554
3	अरुणाचल प्रदेश	Arunachal Pradesh	01.04.2012	400	0	400
4	आसाम (शहरी क्षेत्र)	Assam (Urban Areas)	24.05.2011	332	9	341
	(ग्रामीण क्षेत्र)	(Rural Areas)		300	9	309
5	बिहार	Bihar	01.04.2012	571	34	605
6	चंडीगढ़	Chandigarh	01.05.2012	444	11	455
7	छत्तीस गढ़	Chhattishgarh	06.05.2012	369	21	390
8	दादरा एवं नागर हवेली	Dadra & Nagar Haveli	01.07.2012	300	0	300
9	दमन एवं दिव	Daman & Diu	01.08.2012	355	0	355
10	दिल्ली-(बी.वाइ.पी.एल./बी.आर.पी.एल./एन.डी.पी.ए.)	Delhi-(BYPL/BRPL/NDPL-TPDDL)	01.07.2012	778	39	817
11	दिल्ली-(एन.डी.एम.सी.)	Delhi-(NDMC)	01.07.2012	617	31	648
12	गोवा	Goa	01.06.2012	250	70	320
13	गुजरात	Gujarat	01.06.2012	478	48	526
14	गुजरात-(टोरेंट पावर लि०, अहमदाबाद)	Gujarat-(Torrent Power Ltd., Ahmedabad)	01.06.2012	411	42	452
15	गुजरात-(टोरेंट पावर लि०, सुरत)	Gujarat-(Torrent Power Ltd., Surat)	01.06.2012	403	40	444
16	हरियाणा	Haryana	01.04.2012	535	15	550
17	हिमाचल प्रदेश	Himachal Pradesh	01.04.2012	415	17	432
18	जम्मू व कश्मीर	Jammu & Kashmir	01.04.2012	294	65	358
19	झारखंड	Jharkhand	01.08.2012	606	5	611
20	कर्नाटक	Karnataka	30.04.2012			
		BBMP, Municipal Corp.& all Urban		513	26	539
		Areas under Village Panchayats		483	24	508
21	केरल	Kerala	01.07.2012	465	43	508
22	लक्षद्वीप	Lakshadweep	01.10.2012	472	0	472
23	मध्य प्रदेश	Madhya Pradesh (Urban Areas)	10.04.2012	480	43	524
		(Rural Areas)		427	38	465
24	महाराष्ट्र	Maharashtra	01.08.2012	519	55	573
25	महाराष्ट्र-मुंबई-(बी.ई.एस.टी.)	Maharashtra - Mumbai-(B.E.S.T)	01.06.2012	865	101	965
26	महाराष्ट्र-मुंबई-(रिलायंस एनर्जी)	Maharashtra - Mumbai-(Reliance Energy)	15.06.2009	789	94	883
27	महाराष्ट्र-मुंबई-(टाटा)	Maharashtra - Mumbai-(TATA's)	01.09.2010	460	64	524
28	मणिपुर	Manipur	01.09.2012	290	2	292
29	मिजोरम	Mizoram	01.08.2012	383	0	383
30	मेघालय	Meghalaya	01.02.2012	420	1	421
31	नागालैंड	Nagaland	01.04.2012	397	0	397
32	उड़ीसा	Orissa	01.04.2012	530	21	551
33	पुदुचेरी	Puducherry	01.06.2012	350	0	350
34	पंजाब	Punjab	01.04.2012	601	78	680
35	राजस्थान	Rajasthan	10.08.2012	530	60	590
36	सिक्किम	Sikkim (URBAN)	01.04.2012	505	0	505
		(RURAL)		367	0	367
37	तमिल नाडु	Tamil Nadu	01.04.2012	552	28	580
38	त्रिपुरा	Tripura	01.04.2012	509	0	509
39	उत्तराखंड	Uttarakhand	01.04.2012	420	20	440
40	उत्तर प्रदेश	Uttar Pradesh (URBAN)	01.10.2012	735	5	740
		(RURAL)		625	5	630
41	पश्चिम बंगाल	West Bengal (URBAN)	01.04.2012	728	18	746
		(RURAL)		657	16	674
42	पश्चिम बंगाल-कोलकता-(सी.ई.एस.सी.)	West Bengal - (CESC Ltd., Kolkata)	01.04.2011	600	15	615
43	पश्चिम बंगाल-(डी.पी.एस.सी.)	West Bengal - (DPSC Ltd.)	01.04.2012	468	12	480
44	पश्चिम बंगाल-दुर्गापुर परियोजना	West Bengal-Durgapur Projects Ltd.	01.04.2012	432	11	443



- Index of States
- 1 A&N Island
 - 2 Andhra Pradesh
 - 3 Arunachal Pradesh
 - 4 Assam (Urban)
 - 5 Assam (Rural)
 - 6 Bihar
 - 7 Chandigarh
 - 8 Chhattisgarh
 - 9 Dadr&Ngr Haveli
 - 10 Daman & Diu
 - 11 Delhi (BSES/NDPL)
 - 12 Delhi (NDMC)
 - 13 Goa
 - 14 Gujarat
 - 15 Gujarat (Ahmadabad)
 - 16 Gujarat (Surat)
 - 17 Haryana
 - 18 Himachal Pradesh
 - 19 Jammu & Kashmir
 - 20 Jharkhand
 - 21 Karnataka(Non-Rural)
 - 22 Karnataka(Rural)
 - 23 Kerala
 - 24 Lakshadweep
 - 25 MP (Urban)
 - 26 MP (Rural)
 - 27 Maharashtra
 - 28 Maharashtra - Mumbai-(B.E.S.T.)
 - 29 Maharashtra - Mumbai-(Reliance Energy)
 - 30 Maharashtra - Mumbai-(TATA's)
 - 31 Manipur
 - 32 Mizoram
 - 33 Meghalaya
 - 34 Nagaland
 - 35 Orissa
 - 36 Pondicherry
 - 37 Punjab
 - 38 Rajasthan
 - 39 Sikkim (Urban)
 - 40 Sikkim (Rural)
 - 41 Tamil Nadu
 - 42 Tripura
 - 43 Uttaranchal
 - 44 U. P. (Urban)
 - 45 U. P. (Rural)
 - 46 West Bengal (Urban)
 - 47 West Bengal (Rural)
 - 48 W. B. (Kolkata CESC)
 - 49 West Bengal-DPSC
 - 50 West Bengal (DPL)

सारणी सं० 4 (ग): लघु उद्योग 15 कि०. वा०. (2250 यूनिट/माह)
TABLE NO.4(c): SMALL INDUSTRIES 15 KW (2250 Units/Month)

क्रमांक Sr. No.	युटिलिटी का नाम	Name of Utility	Tariff effective from	Av. Rate (P/KWh)	Duty/Tax (P/KWh)	Total (P/KWh)
1	अंडमान एण्ड निकोबार	Andaman & Nicobar Island	01.06.2012	488	0	488
2	आंध्र प्रदेश	Andhra Pradesh	01.04.2012	547	6	553
3	अरुणाचल प्रदेश	Arunachal Pradesh	01.04.2012	400	0	400
4	आसाम (शहरी क्षेत्र)	Assam (Urban Areas)	24.05.2011	332	9	341
	(ग्रामीण क्षेत्र)	(Rural Areas)		300	9	309
5	बिहार	Bihar	01.04.2012	571	34	605
6	चंडीगढ़	Chandigarh	01.05.2012	444	11	455
7	छत्तीस गढ़	Chhattishgarh	06.05.2012	369	21	390
8	दादरा एवं नागर हवेली	Dadra & Nagar Haveli	01.07.2012	304	0	304
9	दमन एवं दिव	Daman & Diu	01.08.2012	387	0	387
10	दिल्ली-(बी.वाइ.पी.एल./बी.आर.पी.एल./एन.डी.पी.ए)	Delhi-(BYPL/BRPL/NDPL-TPDDL)	01.07.2012	800	40	840
11	दिल्ली-(एन.डी.एम.सी.)	Delhi-(NDMC)	01.07.2012	617	31	648
12	गोवा	Goa	01.06.2012	250	70	320
13	गुजरात	Gujarat	01.06.2012	478	48	526
14	गुजरात-(टोरेंट पावर लि०, अहमदाबाद)	Gujarat-(Torrent Power Ltd., Ahmedabad)	01.06.2012	411	42	452
15	गुजरात-(टोरेंट पावर लि०, सुरत)	Gujarat-(Torrent Power Ltd., Surat)	01.06.2012	433	43	477
16	हरियाणा	Haryana	01.04.2012	535	15	550
17	हिमाचल प्रदेश	Himachal Pradesh	01.04.2012	414	17	430
18	जम्मू व कश्मीर	Jammu & Kashmir	01.04.2012	294	65	358
19	झारखंड	Jharkhand	01.08.2012	606	5	611
20	कर्नाटक	Karnataka	30.04.2012			
		BBMP, Municipal Corp.& all Urban		525	26	551
		Areas under Village Panchayats		498	25	523
21	केरल	Kerala	01.07.2012	465	43	508
22	लक्षद्वीप	Lakshadweep	01.10.2012	472	0	472
23	मध्य प्रदेश	Madhya Pradesh (Urban Areas)	10.04.2012	480	43	524
		(Rural Areas)		427	38	465
24	महाराष्ट्र	Maharashtra	01.08.2012	514	54	569
25	महाराष्ट्र-मुंबई-(बी.ई.एस.टी.)	Maharashtra - Mumbai-(B.E.S.T)	01.06.2012	884	103	987
26	महाराष्ट्र-मुंबई-(रिलायंस एनर्जी)	Maharashtra - Mumbai-(Reliance Energy)	15.06.2009	785	94	879
27	महाराष्ट्र-मुंबई-(टाटा)	Maharashtra - Mumbai-(TATA's)	01.09.2010	457	64	521
28	मणिपुर	Manipur	01.09.2012	290	2	292
29	मिजोरम	Mizoram	01.08.2012	383	0	383
30	मेघालय	Meghalaya	01.02.2012	420	1	421
31	नागालैंड	Nagaland	01.04.2012	403	0	403
32	उड़ीसा	Orissa	01.04.2012	530	21	551
33	पुदुचेरी	Puducherry	01.06.2012	355	0	355
34	पंजाब	Punjab	01.04.2012	601	78	680
35	राजस्थान	Rajasthan	10.08.2012	530	60	590
36	सिक्किम	Sikkim (URBAN)	01.04.2012	525	0	525
		(RURAL)		409	0	409
37	तमिल नाडु	Tamil Nadu	01.04.2012	551	28	579
38	त्रिपुरा	Tripura	01.04.2012	546	0	546
39	उत्तराखंड	Uttarakhand	01.04.2012	420	20	440
40	उत्तर प्रदेश	Uttar Pradesh (URBAN)	01.10.2012	735	5	740
		(RURAL)		625	5	630
41	पश्चिम बंगाल	West Bengal (URBAN)	01.04.2012	687	52	739
		(RURAL)		672	50	723
42	पश्चिम बंगाल-कोलकता-(सी.ई.एस.सी.)	West Bengal - (CESC Ltd., Kolkata)	01.04.2011	613	46	659
43	पश्चिम बंगाल-(डी.पी.एस.सी.)	West Bengal - (DPSC Ltd.)	01.04.2012	468	35	503
44	पश्चिम बंगाल-दुर्गापुर परियोजना	West Bengal-Durgapur Projects Ltd.	01.04.2012	433	32	466



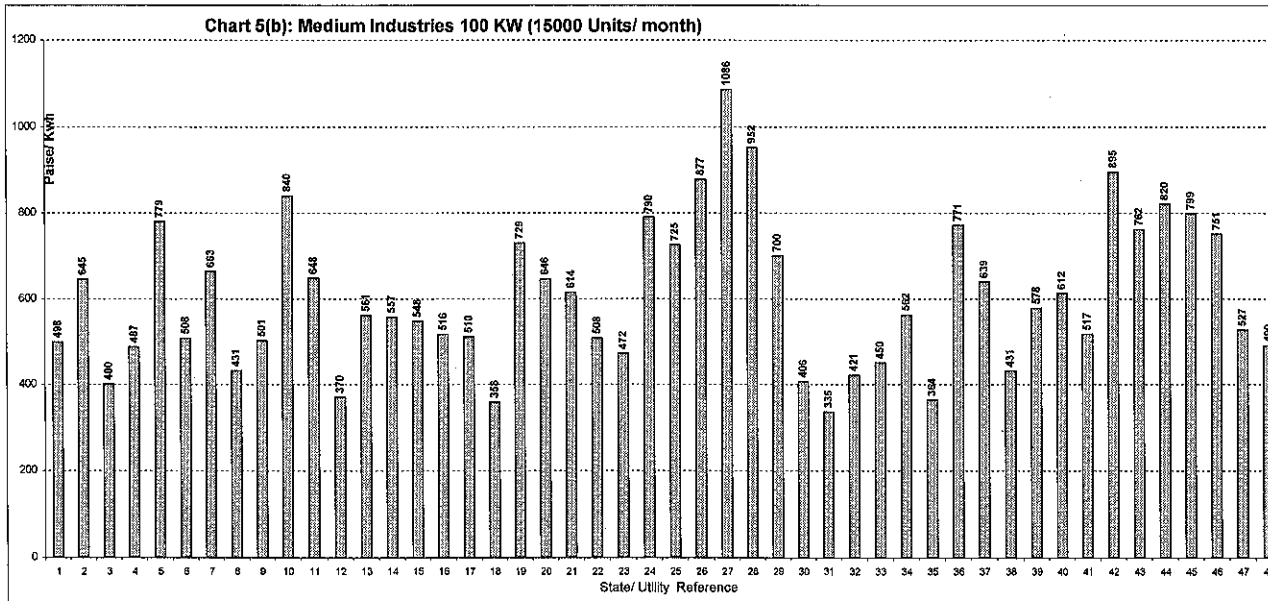
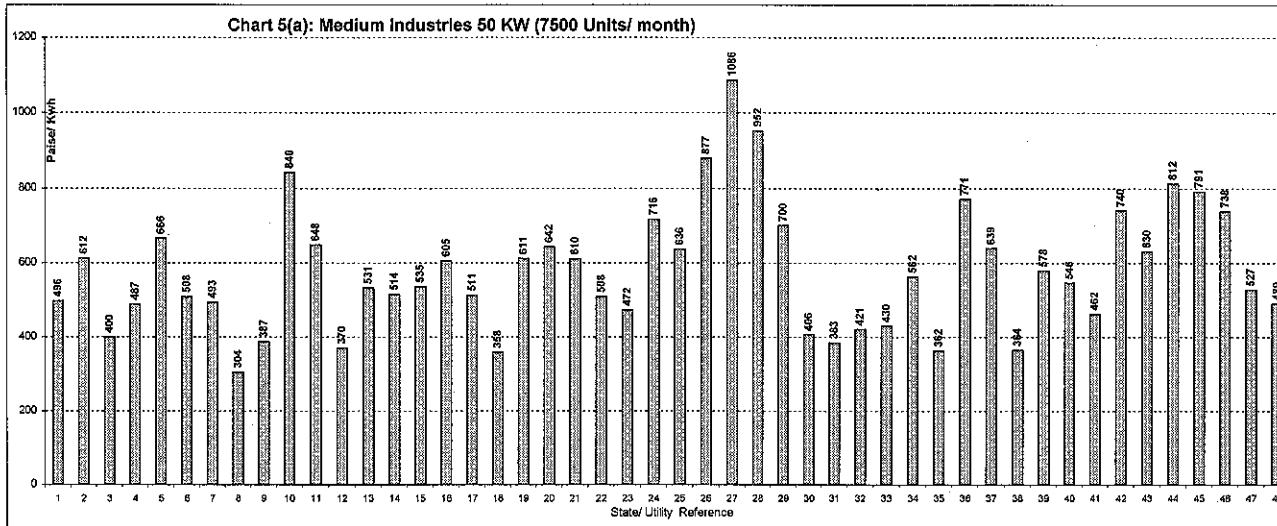
- Index of States**
- 1 A&N Island
 - 2 Andhra Pradesh
 - 3 Arunachal Pradesh
 - 4 Assam (Urban)
 - 5 Assam (Rural)
 - 6 Bihar
 - 7 Chandigarh
 - 8 Chhattishgarn
 - 9 Dadr&Ngr Haveli
 - 10 Daman & Diu
 - 11 Delhi (BSES/NDPL)
 - 12 Delhi (NDMC)
 - 13 Goa
 - 14 Gujarat
 - 15 Gujarat (Ahmadabad)
 - 16 Gujarat (Surat)
 - 17 Haryana
 - 18 Himachal Pradesh
 - 19 Jammu & Kashmir
 - 20 Jharkhand
 - 21 Kamataka(Non-Rural)
 - 22 Kamataka(Rural)
 - 23 Kerala
 - 24 Lakshadweep
 - 25 MP (Urban)
 - 26 MP (Rural)
 - 27 Maharashtra
 - 28 Maharashtra - Mumbai-(B.E.S.T)
 - 29 Maharashtra - Mumbai-(Reliance Energy)
 - 30 Maharashtra - Mumbai-(TATA's)
 - 31 Manipur
 - 32 Mizoram
 - 33 Meghalaya
 - 34 Nagaland
 - 35 Orissa
 - 36 Pondicherry
 - 37 Punjab
 - 38 Rajasthan
 - 39 Sikkim (Urban)
 - 40 Sikkim (Rural)
 - 41 Tamil Nadu
 - 42 Tripura
 - 43 Uttaranchal
 - 44 U. P. (Urban)
 - 45 U. P. (Rural)
 - 46 West Bengal (Urban)
 - 47 West Bengal (Rural)
 - 48 W. B. (Kolkata CESC)
 - 49 West Bengal-DPSC
 - 50 West Bengal (DPL)

सारणी सं० 5 (क): मध्यम उद्योग 50 कि०.वा०. (7500 यूनिट/माह)
TABLE NO.5(a): MEDIUM INDUSTRIES 50 KW (7500 Units/Month)

क्रमांक Sr. No.	युटिलिटी का नाम	Name of Utility	Tariff effective from	Av. Rate (P/KWh)	Duty/Tax (P/KWh)	Total (P/KWh)
1	अंडेमान एण्ड निकोबार	Andaman & Nicobar Island	01.06.2012	496	0	496
2	आंध्र प्रदेश	Andhra Pradesh	01.04.2012	606	6	612
3	अरुणाचल प्रदेश	Arunachal Pradesh	01.04.2012	400	0	400
4	आसाम	Assam	24.05.2011	478	9	487
5	बिहार	Bihar	01.04.2012	628	38	666
6	चंडीगढ़	Chandigarh	01.05.2012	497	11	508
7	छत्तीस गढ़	Chhattishgarh	06.05.2012	464	29	493
8	दादरा एवं नागर हवेली	Dadra & Nagar Haveli	01.07.2012	304	0	304
9	दमन एवं दिव	Daman & Diu	01.08.2012	387	0	387
10	दिल्ली-(बी.वाइ.पी.एल./बी.आर.पी.एल./एन.डी.पी.ए.)	Delhi-(BYPL/BRPL/NDPL-TPDDL)	01.07.2012	800	40	840
11	दिल्ली-(एन.डी.एम.सी.)	Delhi-(NDMC)	01.07.2012	617	31	648
12	गोवा	Goa	01.06.2012	300	70	370
13	गुजरात	Gujarat	01.06.2012	483	48	531
14	गुजरात-(टोरेन्ट पावर लि०, अहमदाबाद)	Gujarat-(Torrent Power Ltd., Ahmedabad)	01.06.2012	467	47	514
15	गुजरात-(टोरेन्ट पावर लि०, सुरत)	Gujarat-(Torrent Power Ltd., Surat)	01.06.2012	487	49	535
16	हरियाणा	Haryana	01.04.2012	590	15	605
17	हिमाचल प्रदेश	Himachal Pradesh	01.04.2012	465	46	511
18	जम्मू व कश्मीर	Jammu & Kashmir	01.04.2012	294	65	358
19	झारखंड	Jharkhand	01.08.2012	606	5	611
20	कर्नाटक	Karnataka	30.04.2012			
		BBMP, Municipal Corp.& all Urban		612	31	642
		Areas under Village Panchayats		581	29	610
21	केरल	Kerala	01.07.2012	465	43	508
22	लक्षद्वीप	Lakshadweep	01.10.2012	472	0	472
23	मध्य प्रदेश	Madhya Pradesh (Urban Areas)	10.04.2012	657	59	716
		(Rural Areas)		583	53	636
24	महाराष्ट्र	Maharashtra	01.08.2012	797	80	877
25	महाराष्ट्र-मुंबई-(बी.ई.एस.टी.)	Maharashtra - Mumbai-(B.E.S.T)	01.06.2012	975	111	1086
26	महाराष्ट्र-मुंबई-(रिलायंस एनर्जी)	Maharashtra - Mumbai-(Reliance Energy)	15.06.2009	852	100	952
27	महाराष्ट्र-मुंबई-(टाटा)	Maharashtra - Mumbai-(TATA's)	01.09.2010	621	79	700
28	मणिपुर	Manipur	01.09.2012	404	2	406
29	मिजोरम	Mizoram	01.08.2012	383	0	383
30	मेघालय	Meghalaya	01.02.2012	420	1	421
31	नागालैंड	Nagaland	01.04.2012	430	0	430
32	उड़ीसा	Orissa	01.04.2012	530	32	562
33	पुदुचेरी	Puducherry	01.06.2012	362	0	362
34	पंजाब	Punjab	01.04.2012	682	89	771
35	राजस्थान	Rajasthan	10.08.2012	579	60	639
36	सिक्किम	Sikkim (AT 11 KV)	01.04.2012	364	0	364
37	तमिल नाडु	Tamil Nadu	01.04.2012	550	28	578
38	त्रिपुरा	Tripura	01.04.2012	546	0	546
39	उत्तराखंड	Uttarakhand	01.04.2012	442	20	462
40	उत्तर प्रदेश	Uttar Pradesh (URBAN)	01.10.2012	735	5	740
		(RURAL)		625	5	630
41	पश्चिम बंगाल	West Bengal (URBAN)	01.04.2012	722	90	812
		(RURAL)		703	88	791
42	पश्चिम बंगाल-कोलकाता-(सी.ई.एस.सी.)	West Bengal - (CESC Ltd., Kolkata)	01.04.2011	656	82	738
43	पश्चिम बंगाल-(डी.पी.एस.सी.)	West Bengal - (DPSC Ltd.)	01.04.2012	468	59	527
44	पश्चिम बंगाल-दुर्गापुर परियोजना	West Bengal-Durgapur Projects Ltd.	01.04.2012	435	54	489

सारणी सं० 5 (ख): मध्यम उद्योग 100 कि० वा०. (15000 यूनिट/माह)
TABLE NO.5(b): MEDIUM INDUSTRIES 100 KW (15000 Units/Month)

क्रमांक Sr. No.	युटिलिटी का नाम	Name of Utility	Tariff effective from	Av. Rate (P/KWh)	Duty/Tax (P/KWh)	Total (P/KWh)
1	अंडमान एण्ड निकोबार	Andaman & Nicobar Island	01.06.2012	498	0	498
2	आंध्र प्रदेश	Andhra Pradesh	01.04.2012	639	6	645
3	अरुणाचल प्रदेश	Arunachal Pradesh	01.04.2012	400	0	400
4	आसाम	Assam	24.05.2011	478	9	487
5	बिहार	Bihar	01.04.2012	735	44	779
6	चंडीगढ़	Chandigarh	01.05.2012	497	11	508
7	छत्तीस गढ़	Chhattishgarh	06.05.2012	634	29	663
8	दादरा एवं नागर हवेली	Dadra & Nagar Haveli (AT 11 KV)	01.07.2012	431	0	431
9	दमन एवं दिव	Daman & Diu	01.08.2012	501	0	501
10	दिल्ली-(बी.वाइ.पी.एल./बी.आर.पी.एल./एन.डी.पी.ए.)	Delhi-(BYPL/BRPL/NDPL-TPDDL)	01.07.2012	800	40	840
11	दिल्ली-(एन.डी.एम.सी.)	Delhi-(NDMC)	01.07.2012	617	31	648
12	गोवा	Goa	01.06.2012	300	70	370
13	गुजरात	Gujarat	01.06.2012	510	51	561
14	गुजरात-(टोरेन्ट पावर लि०, अहमदाबाद)	Gujarat-(Torrent Power Ltd., Ahmedabad)	01.06.2012	506	51	557
15	गुजरात-(टोरेन्ट पावर लि०, सुरत)	Gujarat-(Torrent Power Ltd., Surat)	01.06.2012	498	50	548
16	हरियाणा	Haryana	01.04.2012	501	15	516
17	हिमाचल प्रदेश	Himachal Pradesh	01.04.2012	464	46	510
18	जम्मू व कश्मीर	Jammu & Kashmir	01.04.2012	294	65	358
19	झारखंड	Jharkhand	01.08.2012	724	5	729
20	कर्नाटक	Karnataka	30.04.2012			
		BBMP, Municipal Corp. & all Urban		615	31	646
		Areas under Village Panchayats		585	29	614
21	केरल	Kerala	01.07.2012	465	43	508
22	लक्षद्वीप	Lakshadweep	01.10.2012	472	0	472
23	मध्य प्रदेश	Madhya Pradesh (Urban Areas)	10.04.2012	725	65	790
		(Rural Areas)		665	60	725
24	महाराष्ट्र	Maharashtra	01.08.2012	797	80	877
25	महाराष्ट्र-मुम्बई-(बी.ई.एस.टी.)	Maharashtra - Mumbai-(B.E.S.T)	01.06.2012	975	111	1086
26	महाराष्ट्र-मुम्बई-(रिलायंस एनर्जी)	Maharashtra - Mumbai-(Reliance Energy)	15.06.2009	852	100	952
27	महाराष्ट्र-मुम्बई-(टाटा)	Maharashtra - Mumbai-(TATA's)	01.09.2010	621	79	700
28	मणिपुर	Manipur	01.09.2012	404	2	406
29	मिजोरम	Mizoram	01.08.2012	335	0	335
30	मेघालय	Meghalaya	01.02.2012	420	1	421
31	नागालैंड	Nagaland	01.04.2012	450	0	450
32	उड़ीसा	Orissa	01.04.2012	530	32	562
33	पुदुचेरी	Puducherry	01.06.2012	364	0	364
34	पंजाब	Punjab	01.04.2012	682	89	771
35	राजस्थान	Rajasthan	10.08.2012	579	60	639
36	सिक्किम	Sikkim (AT 11 KV)	01.04.2012	431	0	431
37	तमिल नाडू	Tamil Nadu	01.04.2012	550	28	578
38	त्रिपुरा	Tripura	01.04.2012	612	0	612
39	उत्तराखंड	Uttarakhand	01.04.2012	492	25	517
40	उत्तर प्रदेश	Uttar Pradesh (URBAN)	01.10.2012	890	5	895
		(RURAL)		757	5	762
41	पश्चिम बंगाल	West Bengal (URBAN)	01.04.2012	729	91	820
		(RURAL)		710	89	799
42	पश्चिम बंगाल-कोलकता-(सी.ई.एस.सी.)	West Bengal - (CESC Ltd., Kolkata)	01.04.2011	667	83	751
43	पश्चिम बंगाल-(डी.पी.एस.सी.)	West Bengal - (DPSC Ltd.)	01.04.2012	468	59	527
44	पश्चिम बंगाल-दुर्गापुर परियोजना	West Bengal-Durgapur Projects Ltd.	01.04.2012	435	54	490



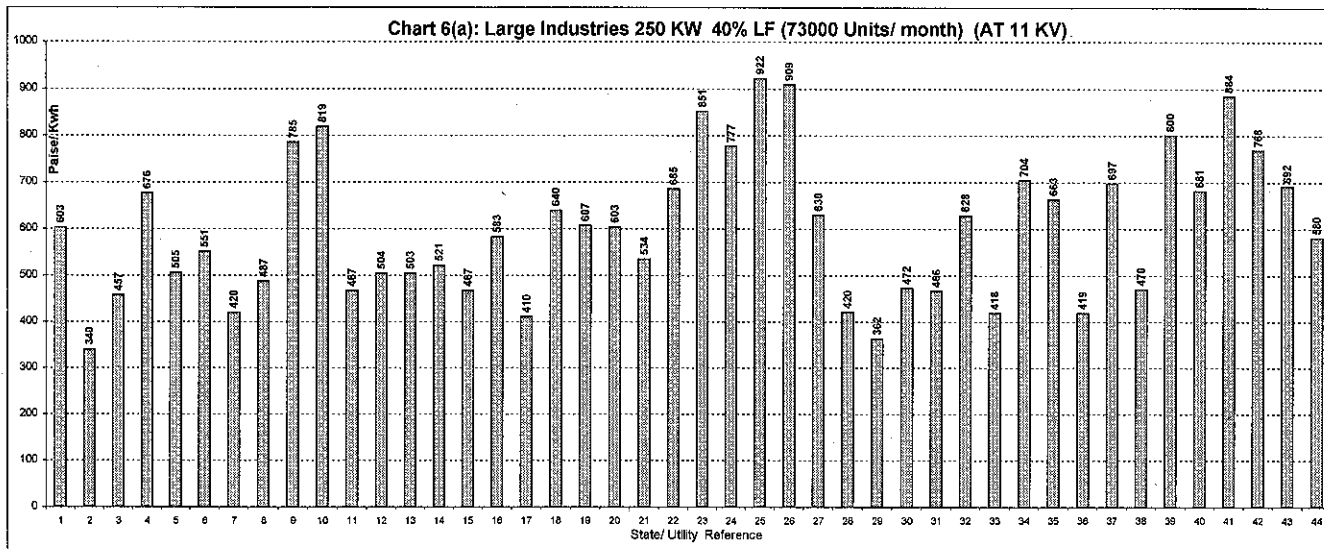
- Index of States**
- 1 A&N Island
 - 2 Andhra Pradesh
 - 3 Arunachal Pradesh
 - 4 Assam
 - 5 Bihar
 - 6 Chandigarh
 - 7 Chhattisgarh
 - 8 Dadr&Ngr Haveli
 - 9 Daman & Diu
 - 10 Delhi (BSES/NDPL)
 - 11 Delhi (NDMC)
 - 12 Goa
 - 13 Gujarat
 - 14 Gujarat (Ahmadabad)
 - 15 Gujarat (Surat)
 - 16 Haryana
 - 17 Himachal Pradesh
 - 18 Jammu & Kashmir
 - 19 Jharkhand
 - 20 Karnataka(Bangalore Metro)
 - 21 Karnataka(Other Areas)
 - 22 Kerala
 - 23 Lakshadweep
 - 24 MP (Urban)
 - 25 MP (Rural)
 - 26 Maharashtra
 - 27 Maharashtra - Mumbai-(B.E.S.T)
 - 28 Maharashtra - Mumbai-(Reliance Energy)
 - 29 Maharashtra - Mumbai-(TATA's)
 - 30 Manipur
 - 31 Mizoram
 - 32 Meghalaya
 - 33 Nagaland
 - 34 Orissa
 - 35 Pondicherry
 - 36 Punjab
 - 37 Rajasthan
 - 38 Sikkim
 - 39 Tamil Nadu
 - 40 Tripura
 - 41 Uttaranchal
 - 42 U. P. (Urban)
 - 43 U. P. (Rural)
 - 44 West Bengal (Urban)
 - 45 West Bengal (Rural)
 - 46 W. B. (Kolkata CESC)
 - 47 West Bengal-DPSC
 - 48 West Bengal (DPL)

सारणी सं० 6 (क): बड़े उद्योग 250 कि०. वा०. 40% भार गुणाक (73000 यूनिट/माह) (11 कि०. वो०. पर)
TABLE NO.6(a): LARGE INDUSTRIES 250 KW 40% LF (73000 Units/Month) (AT 11 KV)

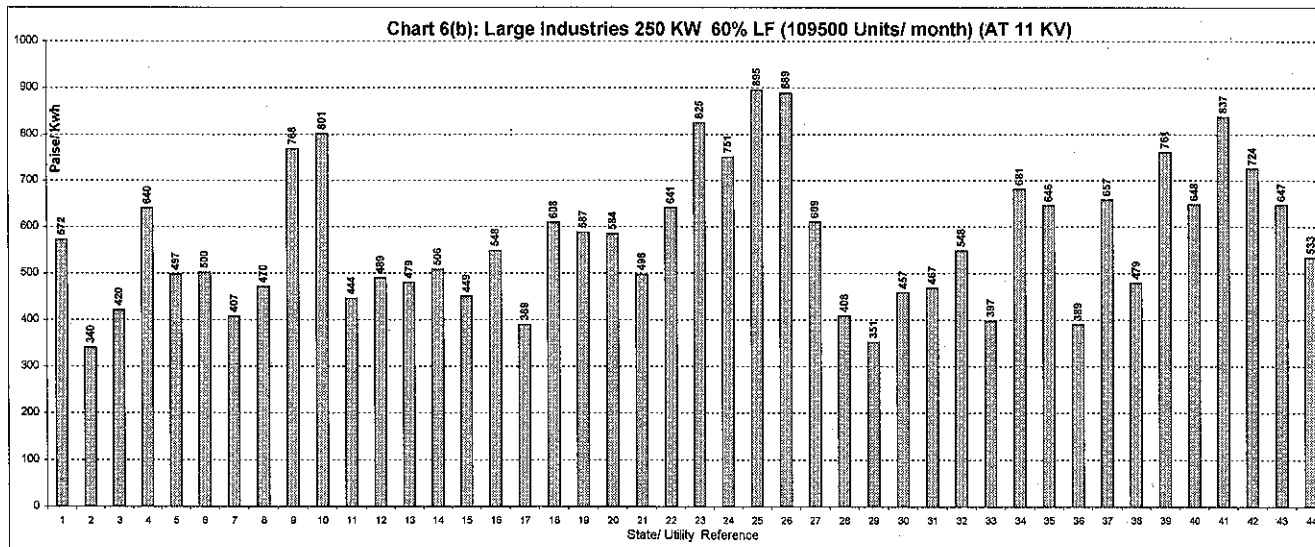
क्रमांक Sr. No.	युटिलिटी का नाम	Name of Utility	Tariff effective from	Av. Rate (P/KWh)	Duty/Tax (P/KWh)	Total (P/KWh)
1	आंध्र प्रदेश	Andhra Pradesh	01.04.2012	597	6	603
2	अरुणाचल प्रदेश	Arunachal Pradesh	01.04.2012	340	0	340
3	आसाम	Assam	24.05.2011	449	8	457
4	बिहार	Bihar	01.04.2012	638	38	676
5	चंडीगढ़	Chandigarh	01.05.2012	494	11	505
6	छत्तीस गढ़	Chhattishgarh	06.05.2012	501	50	551
7	दादरा एवं नागर हवेली	Dadra & Nagar Haveli	01.07.2012	420	0	420
8	दमन एवं दिव	Daman & Diu	01.08.2012	487	0	487
9	दिल्ली-(बी.वाइ.पी.एल./बी.आर.पी.एल./एन.डी.पी.ए.)	Delhi-(BYPL/BRPL/NDPL-TPDDL)	01.07.2012	748	37	785
10	दिल्ली-(एन.डी.एम.सी.)	Delhi-(NDMC)	01.07.2012	780	39	819
11	गोवा	Goa	01.06.2012	397	70	467
12	गुजरात	Gujarat	01.06.2012	438	66	504
13	गुजरात-(टोरेन्ट पावर लि०, अहमदाबाद)	Gujarat-(Torrent Power Ltd., Ahmedabad)	01.06.2012	437	66	503
14	गुजरात-(टोरेन्ट पावर लि०, सूरत)	Gujarat-(Torrent Power Ltd., Surat)	01.06.2012	453	68	521
15	हरियाणा	Haryana	01.04.2012	452	15	467
16	हिमाचल प्रदेश	Himachal Pradesh	01.04.2012	498	85	583
17	जम्मू व कश्मीर	Jammu & Kashmir	01.04.2012	336	74	410
18	झारखंड	Jharkhand	01.08.2012	635	5	640
19	कर्नाटक	Karnataka	30.04.2012			
		BBMP, Municipal Corp. & all Urban		578	29	607
		Areas under Village Panchayats		575	29	603
20	केरल	Kerala	01.07.2012	524	10	534
21	लक्षद्वीप	Lakshadweep	01.10.2012	638	0	638
22	मध्य प्रदेश	Madhya Pradesh	10.04.2012	596	89	685
23	महाराष्ट्र	Maharashtra (Continious Industries)	01.08.2012	773	78	851
		(Non-continious Industries)		705	71	777
24	महाराष्ट्र-मुम्बई-(बी.ई.एस.टी.)	Maharastra - Mumbai-(B.E.S.T)	01.06.2012	825	97	922
25	महाराष्ट्र-मुम्बई-(रिलायंस एनर्जी)	Maharastra - Mumbai-(Reliance Energy)	15.06.2009	813	96	909
26	महाराष्ट्र-मुम्बई-(टाटा)	Maharastra - Mumbai-(TATA's)	01.09.2010	557	73	630
27	मणीपुर	Manipur	01.09.2012	418	2	420
28	मिजोरम	Mizoram	01.08.2012	362	0	362
29	मेघालय	Meghalaya	01.02.2012	470	2	472
30	नागालैंड	Nagaland	01.04.2012	466	0	466
31	उड़ीसा	Orissa	01.04.2012	588	40	628
32	पुदुचेरी	Puducherry	01.06.2012	418	0	418
33	पंजाब	Punjab	01.04.2012	623	81	704
34	राजस्थान	Rajasthan	10.08.2012	603	60	663
35	सिक्किम	Sikkim	01.04.2012	419	0	419
36	तमिल नाडू	Tamil Nadu	01.04.2012	664	33	697
37	उत्तराखंड	Uttarakhand	01.04.2012	445	25	470
38	उत्तर प्रदेश	Uttar Pradesh (URBAN)	01.10.2012	795	5	800
		(RURAL)		676	5	681
39	पश्चिम बंगाल	West Bengal	01.04.2012	769	115	884
40	पश्चिम बंगाल-कोलकत्ता-(सी.ई.एस.सी.)	West Bengal - (CESC Ltd., Kolkata)	01.04.2011	667	100	768
41	पश्चिम बंगाल-(डी.पी.एस.सी.)	West Bengal - (DPSC Ltd.)	01.04.2012	601	90	692
42	पश्चिम बंगाल-दुर्गापुर परियोजना	West Bengal-Durgapur Projects Ltd.	01.04.2012	505	76	580

सारणी सं० 6 (ख): बड़े उद्योग 250 कि० वा०. 60% भार गुणाक (1095000 यूनिट/माह) (11 कि०. वो०. पर)
TABLE NO.6(b): LARGE INDUSTRIES 250 KW 60% LF (109500 Units/Month) (AT 11 KV)

क्रमांक Sr. No.	युटिलिटी का नाम	Name of Utility	Tariff effective from	Av. Rate (P/KWh)	Duty/Tax (P/KWh)	Total (P/KWh)
1	आंध्र प्रदेश	Andhra Pradesh	01.04.2012	566	6	572
2	अरुणाचल प्रदेश	Arunachal Pradesh	01.04.2012	340	0	340
3	आसाम	Assam	24.05.2011	413	8	420
4	बिहार	Bihar	01.04.2012	603	36	640
5	चंडीगढ़	Chandigarh	01.05.2012	486	11	497
6	छत्तीस गढ़	Chhattishgarh	06.05.2012	454	46	500
7	दादरा एवं नागर हवेली	Dadra & Nagar Haveli	01.07.2012	407	0	407
8	दमन एवं दिव	Daman & Diu	01.08.2012	470	0	470
9	दिल्ली-(बी.कड़.पी.एल./बी.आर.पी.एल./एन.डी.पी.ए)	Delhi-(BYPL/BRPL/NDPL-TPDDL)	01.07.2012	732	37	768
10	दिल्ली-(एन.डी.एम.सी.)	Delhi-(NDMC)	01.07.2012	763	38	801
11	गोवा	Goa	01.06.2012	374	70	444
12	गुजरात	Gujarat	01.06.2012	425	64	489
13	गुजरात-(टोरेन्ट पावर लि०, अहमदाबाद)	Gujarat-(Torrent Power Ltd., Ahmedabad)	01.06.2012	416	63	479
14	गुजरात-(टोरेन्ट पावर लि०, सुरत)	Gujarat-(Torrent Power Ltd., Surat)	01.06.2012	440	66	506
15	हरियाणा	Haryana	01.04.2012	434	15	449
16	हिमाचल प्रदेश	Himachal Pradesh	01.04.2012	469	80	548
17	जम्मू व कश्मीर	Jammu & Kashmir	01.04.2012	319	70	389
18	झारखंड	Jharkhand	01.08.2012	603	5	608
19	कर्नाटक	Karnataka	30.04.2012			
		BBMP, Municipal Corp.& all Urban		559	28	587
		Areas under Village Panchayats		556	28	584
20	केरल	Kerala	01.07.2012	486	10	496
21	लक्षद्वीप	Lakshadweep	01.10.2012	625	0	625
22	मध्य प्रदेश	Madhya Pradesh	10.04.2012	557	84	641
23	महाराष्ट्र	Maharashtra (Continious Industries)	01.08.2012	749	75	825
		(Non-continious Industries)		681	69	751
24	महाराष्ट्र-मुम्बई-(बी.ई.एस.टी.)	Maharashtra - Mumbai-(B.E.S.T)	01.06.2012	800	95	895
25	महाराष्ट्र-मुम्बई-(रिलायंस एनर्जी)	Maharashtra - Mumbai-(Reliance Energy)	15.06.2009	794	94	889
26	महाराष्ट्र-मुम्बई-(टाटा)	Maharashtra - Mumbai-(TATA's)	01.09.2010	538	71	609
27	मणिपुर	Manipur	01.09.2012	405	2	408
28	मिजोरम	Mizoram	01.08.2012	351	0	351
29	मेघालय	Meghalaya	01.02.2012	455	2	457
30	नागालैंड	Nagaland	01.04.2012	467	0	467
31	उड़ीसा	Orissa	01.04.2012	512	36	548
32	पुदुचेरी	Puducherry	01.06.2012	397	0	397
33	पंजाब	Punjab	01.04.2012	602	78	681
34	राजस्थान	Rajasthan	10.08.2012	586	60	646
35	सिक्किम	Sikkim	01.04.2012	389	0	389
36	तमिल नाडु	Tamil Nadu	01.04.2012	626	31	657
37	उत्तराखंड	Uttarakhand	01.04.2012	454	25	479
38	उत्तर प्रदेश	Uttar Pradesh (URBAN)	01.10.2012	756	5	761
		(RURAL)		643	5	648
39	पश्चिम बंगाल	West Bengal	01.04.2012	727	109	837
40	पश्चिम बंगाल-कोलकत्ता-(सी.ई.एस.सी.)	West Bengal - (CESC Ltd., Kolkata)	01.04.2011	630	94	724
41	पश्चिम बंगाल-(डी.पी.एस.सी.)	West Bengal - (DPSC Ltd.)	01.04.2012	563	84	647
42	पश्चिम बंगाल-दुर्गापुर परियोजना	West Bengal-Durgapur Projects Ltd.	01.04.2012	463	70	533



- Index of States**
- 1 Andhra Pradesh
 - 2 Arunachal Pradesh
 - 3 Assam
 - 4 Bihar
 - 5 Chandigarh
 - 6 Chhattisgarh
 - 7 Dadr&Ngr Haveli
 - 8 Daman & Diu
 - 9 Delhi (BSES/NDPL)
 - 10 Delhi (NDMC)
 - 11 Goa
 - 12 Gujarat
 - 13 Gujarat (Ahmadabad)
 - 14 Gujarat (Surat)
 - 15 Haryana
 - 16 Himachal Pradesh
 - 17 Jammu & Kashmir
 - 18 Jharkhand
 - 19 Karnataka(Bangalore Metro)
 - 20 Karnataka(Other Areas)
 - 21 Kerala
 - 22 M. P.
 - 23 Maharashtra (Continuous)
 - 24 Maharashtra (Non-Continuous)
 - 25 Maharashtra - Mumbai- (B.E.S.T.)
 - 26 Maharashtra - Mumbai- (Reliance Energy)
 - 27 Maharashtra - Mumbai- (TATA's)
 - 28 Manipur
 - 29 Mizoram
 - 30 Meghalaya
 - 31 Nagaland
 - 32 Orissa
 - 33 Pondicherry
 - 34 Punjab
 - 35 Rajasthan
 - 36 Sikkim
 - 37 Tamil Nadu
 - 38 Uttaranchal
 - 39 U. P. (Urban)
 - 40 U. P. (Rural)
 - 41 West Bengal
 - 42 W. B. (Kolkata CESC)
 - 43 West Bengal-DPSC
 - 44 West Bengal (DPL)

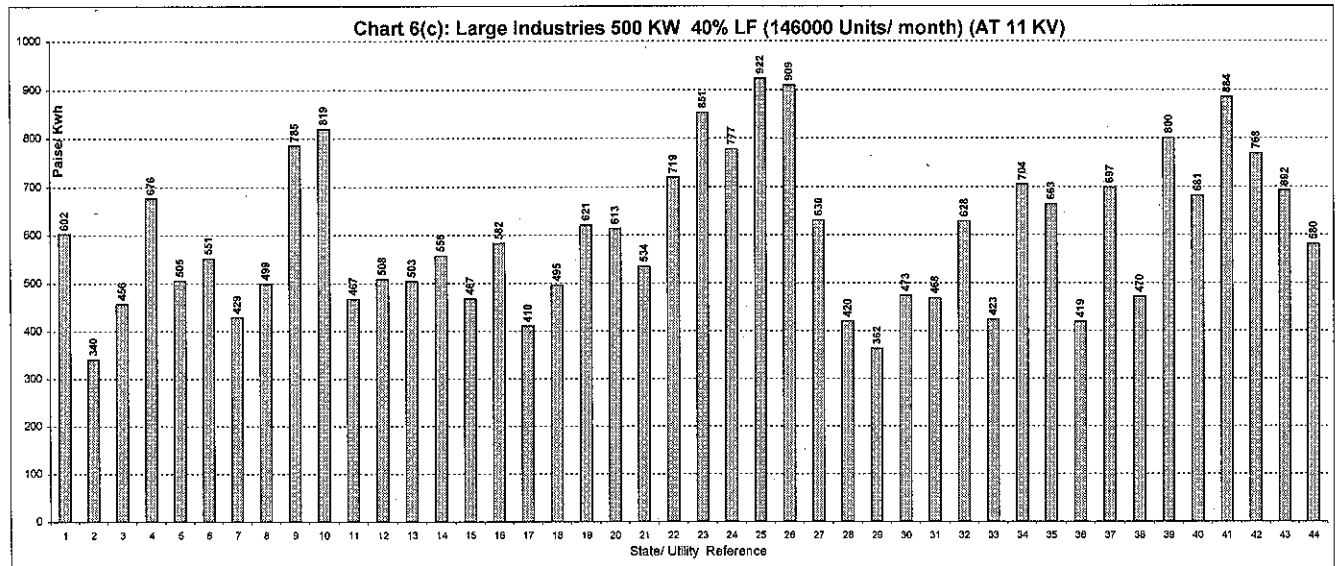


सारणी सं० 6 (ग): बड़े उद्योग 500 कि० वा०. 40% भार गुणाक (146000 यूनिट/माह) (11 कि० व०. पर)
TABLE NO.6(c): LARGE INDUSTRIES 500 KW 40% LF (146000 Units/Month) (AT 11 KV)

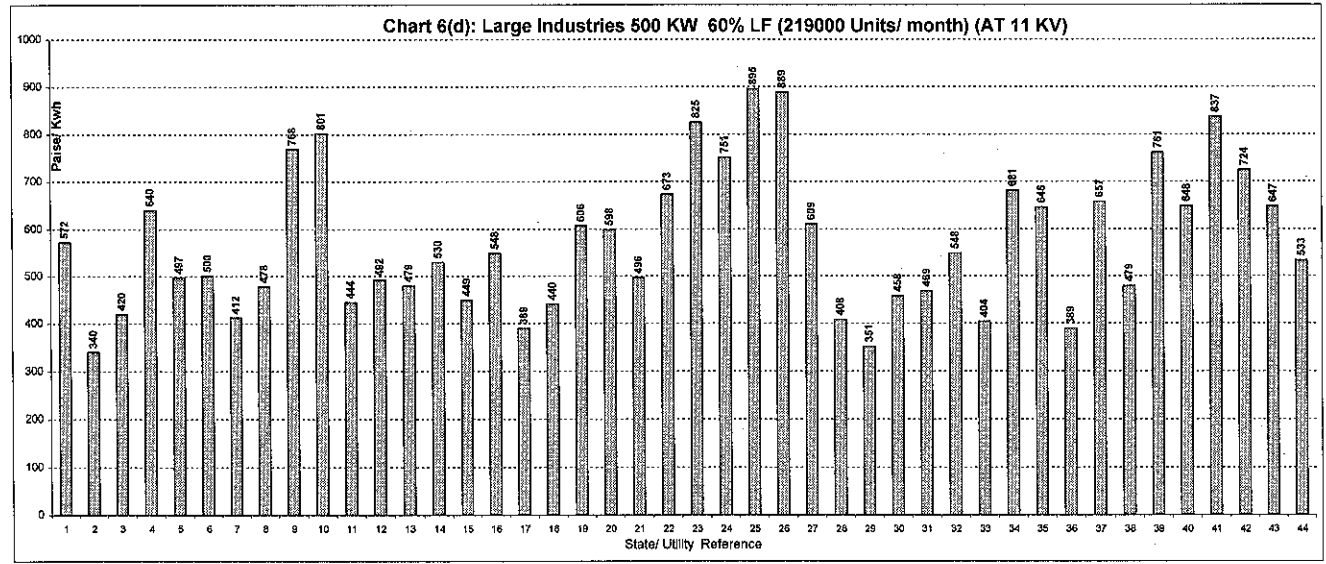
क्रमांक Sr. No.	युटिलिटी का नाम	Name of Utility	Tariff effective from	Av. Rate (P/KWh)	Duty/Tax (P/KWh)	Total (P/KWh)
1	आंध्र प्रदेश	Andhra Pradesh	01.04.2012	596	6	602
2	अरुणाचल प्रदेश	Arunachal Pradesh	01.04.2012	340	0	340
3	आसाम	Assam	24.05.2011	449	7	456
4	बिहार	Bihar	01.04.2012	638	38	676
5	चंडीगढ़	Chandigarh	01.05.2012	494	11	505
6	छत्तीस गढ़	Chhattishgarh	06.05.2012	501	50	551
7	दादरा एवं नागर हवेली	Dadra & Nagar Haveli	01.07.2012	429	0	429
8	दमन एवं दिव	Daman & Diu	01.08.2012	499	0	499
9	दिल्ली-(बी.वाइ.पी.एल./बी.आर.पी.एल./एन.डी.पी.ए)	Delhi-(BYPL/BRPL/NDPL-TPDDL)	01.07.2012	748	37	785
10	दिल्ली-(एन.डी.एम.सी.)	Delhi-(NDMC)	01.07.2012	780	39	819
11	गोवा	Goa	01.06.2012	397	70	467
12	गुजरात	Gujarat	01.06.2012	442	66	508
13	गुजरात-(टोरेन्ट पावर लि०, अहमदाबाद)	Gujarat-(Torrent Power Ltd., Ahmedabad)	01.06.2012	437	66	503
14	गुजरात-(टोरेन्ट पावर लि०, सुरत)	Gujarat-(Torrent Power Ltd., Surat)	01.06.2012	483	73	556
15	हरियाणा	Haryana	01.04.2012	452	15	467
16	हिमाचल प्रदेश	Himachal Pradesh	01.04.2012	498	85	582
17	जम्मू व कश्मीर	Jammu & Kashmir	01.04.2012	336	74	410
18	झारखंड	Jharkhand	01.08.2012	490	5	495
19	कर्नाटक	Karnataka	30.04.2012			
		BBMP, Municipal Corp.& all Urban		591	30	621
		Areas under Village Panchayats		584	29	613
20	केरल	Kerala	01.07.2012	524	10	534
21	लक्षद्वीप	Lakshadweep	01.10.2012	638	0	638
22	मध्य प्रदेश	Madhya Pradesh	10.04.2012	625	94	719
23	महाराष्ट्र	Maharashtra (Continious Industries)	01.08.2012	773	78	851
		(Non-continious Industries)		705	71	777
24	महाराष्ट्र-मुम्बई-(बी.ई.एस.टी.)	Maharashtra - Mumbai- (B.E.S.T)	01.06.2012	825	97	922
25	महाराष्ट्र-मुम्बई-(रिलायंस एनर्जी)	Maharashtra - Mumbai-(Reliance Energy)	15.06.2009	813	96	909
26	महाराष्ट्र-मुम्बई-(टाटा)	Maharashtra - Mumbai-(TATA's)	01.09.2010	557	73	630
27	मणीपुर	Manipur	01.09.2012	418	2	420
28	मिजोरम	Mizoram	01.08.2012	362	0	362
29	मेघालय	Meghalaya	01.02.2012	470	3	473
30	नागालैंड	Nagaland	01.04.2012	468	0	468
31	उड़ीसा	Orissa	01.04.2012	588	40	628
32	पुदुचेरी	Puducherry	01.06.2012	423	0	423
33	पंजाब	Punjab	01.04.2012	623	81	704
34	राजस्थान	Rajasthan	10.08.2012	603	60	663
35	सिक्किम	Sikkim	01.04.2012	419	0	419
36	तमिल नाडु	Tamil Nadu	01.04.2012	664	33	697
37	उत्तराखंड	Uttarakhand	01.04.2012	445	25	470
38	उत्तर प्रदेश	Uttar Pradesh (URBAN)	01.10.2012	795	5	800
		(RURAL)		676	5	681
39	पश्चिम बंगाल	West Bengal	01.04.2012	769	115	884
40	पश्चिम बंगाल-कोलकता-(सी.ई.एस.सी.)	West Bengal - (CESC Ltd., Kolkata)	01.04.2011	667	100	768
41	पश्चिम बंगाल-(डी.पी.एस.सी.)	West Bengal - (DPSC Ltd.)	01.04.2012	601	90	692
42	पश्चिम बंगाल-दुर्गापुर परियोजना	West Bengal-Durgapur Projects Ltd.	01.04.2012	505	76	580

सारणी सं० 6 (घ): बड़े उद्योग 500 कि०. वा०. 60% भार गुणाक (219000 यूनिट/माह) (11 कि०. व०. पर)
TABLE NO.6(d): LARGE INDUSTRIES 500 KW 60% LF (219000 Units/Month) (AT 11 KV)

क्रमांक Sr. No.	युटिलिटी का नाम	Name of Utility	Tariff effective from	Av. Rate (P/KWh)	Duty/Tax (P/KWh)	Total (P/KWh)
1	आंध्र प्रदेश	Andhra Pradesh	01.04.2012	566	6	572
2	अरुणाचल प्रदेश	Arunachal Pradesh	01.04.2012	340	0	340
3	आसाम	Assam	24.05.2011	413	7	420
4	बिहार	Bihar	01.04.2012	603	36	640
5	चंडीगढ़	Chandigarh	01.05.2012	486	11	497
6	छत्तीस गढ़	Chhattishgarh	06.05.2012	454	46	500
7	दादरा एवं नागर हवेली	Dadra & Nagar Haveli	01.07.2012	412	0	412
8	दमन एवं दिव	Daman & Diu	01.08.2012	478	0	478
9	दिल्ली-(बी.वाह.पी.एल./बी.आर.पी.एल./एन.डी.पी.ए)	Delhi-(BYPL/BRPL/NDPL-TPDDL)	01.07.2012	732	37	768
10	दिल्ली-(एन.डी.एम.सी.)	Delhi-(NDMC)	01.07.2012	763	38	801
11	गोवा	Goa	01.06.2012	374	70	444
12	गुजरात	Gujarat	01.06.2012	428	64	492
13	गुजरात-(टोरेन्ट पावर लि०, अहमदाबाद)	Gujarat-(Torrent Power Ltd., Ahmedabad)	01.06.2012	416	63	479
14	गुजरात-(टोरेन्ट पावर लि०, सूरत)	Gujarat-(Torrent Power Ltd., Surat)	01.06.2012	461	69	530
15	हरियाणा	Haryana	01.04.2012	434	15	449
16	हिमाचल प्रदेश	Himachal Pradesh	01.04.2012	468	80	548
17	जम्मू व कश्मीर	Jammu & Kashmir	01.04.2012	319	70	389
18	झारखंड	Jharkhand	01.08.2012	435	5	440
19	कर्नाटक	Karnataka	30.04.2012			
		BBMP, Municipal Corp.& all Urban		577	29	606
		Areas under Village Panchayats		569	28	598
20	केरल	Kerala	01.07.2012	486	10	496
21	लक्षद्वीप	Lakshadweep	01.10.2012	625	0	625
22	मध्य प्रदेश	Madhya Pradesh	10.04.2012	585	88	673
23	महाराष्ट्र	Maharashtra (Continious Industries)	01.08.2012	749	75	825
		(Non-continious Industries)		681	69	751
24	महाराष्ट्र-मुम्बई-(बी.ई.एस.टी.)	Maharashtra - Mumbai-(B.E.S.T)	01.06.2012	800	95	895
25	महाराष्ट्र-मुम्बई-(रिलायंस एनर्जी)	Maharashtra - Mumbai-(Reliance Energy)	15.06.2009	794	94	889
26	महाराष्ट्र-मुम्बई-(टाटा)	Maharashtra - Mumbai-(TATA's)	01.09.2010	538	71	609
27	मणीपुर	Manipur	01.09.2012	405	2	408
28	मिजोरम	Mizoram	01.08.2012	351	0	351
29	मेघालय	Meghalaya	01.02.2012	455	3	458
30	नागालैंड	Nagaland	01.04.2012	469	0	469
31	उड़ीसा	Orissa	01.04.2012	512	36	548
32	पुदुचेरी	Puducherry	01.06.2012	404	0	404
33	पंजाब	Punjab	01.04.2012	602	78	681
34	राजस्थान	Rajasthan	10.08.2012	586	60	646
35	सिक्किम	Sikkim	01.04.2012	389	0	389
36	तमिल नाडु	Tamil Nadu	01.04.2012	626	31	657
37	उत्तराखंड	Uttarakhand	01.04.2012	454	25	479
38	उत्तर प्रदेश	Uttar Pradesh (URBAN)	01.10.2012	756	5	761
		(RURAL)		643	5	648
39	पश्चिम बंगाल	West Bengal	01.04.2012	727	109	837
40	पश्चिम बंगाल-कोलकता-(सी.ई.एस.सी.)	West Bengal - (CESC Ltd., Kolkata)	01.04.2011	630	94	724
41	पश्चिम बंगाल-(डी.पी.एस.सी.)	West Bengal - (DPSC Ltd.)	01.04.2012	563	84	647
42	पश्चिम बंगाल-दुर्गापुर परियोजना	West Bengal-Durgapur Projects Ltd.	01.04.2012	463	70	533



- Index of States
- 1 Andhra Pradesh
 - 2 Arunachal Pradesh
 - 3 Assam
 - 4 Bihar
 - 5 Chandigarh
 - 6 Chhattisgarh
 - 7 Dadr&Ngr Haveli
 - 8 Daman & Diu
 - 9 Delhi (BSES/NDPL)
 - 10 Delhi (NDMC)
 - 11 Goa
 - 12 Gujarat
 - 13 Gujarat (Ahmadabad)
 - 14 Gujarat (Surat)
 - 15 Haryana
 - 16 Himachal Pradesh
 - 17 Jammu & Kashmir
 - 18 Jharkhand
 - 19 Karnataka(Bangalore Metro)
 - 20 Karnataka(Other Areas)
 - 21 Kerala
 - 22 M. P.
 - 23 Maharashtra (Continuous)
 - 24 Maharashtra (Non-Continuous)
 - 25 Maharashtra - Mumbai-(B.E.S.T)
 - 26 Maharashtra - Mumbai-(Reliance Energy)
 - 27 Maharashtra - Mumbai-(TATA's)
 - 28 Manipur
 - 29 Mizoram
 - 30 Meghalaya
 - 31 Nagaland
 - 32 Orissa
 - 33 Pondicherry
 - 34 Punjab
 - 35 Rajasthan
 - 36 Sikkim
 - 37 Tamil Nadu
 - 38 Uttaranchal
 - 39 U. P. (Urban)
 - 40 U. P. (Rural)
 - 41 West Bengal
 - 42 W. B. (Kolkata CESC)
 - 43 West Bengal-DPSC
 - 44 West Bengal (DPL)



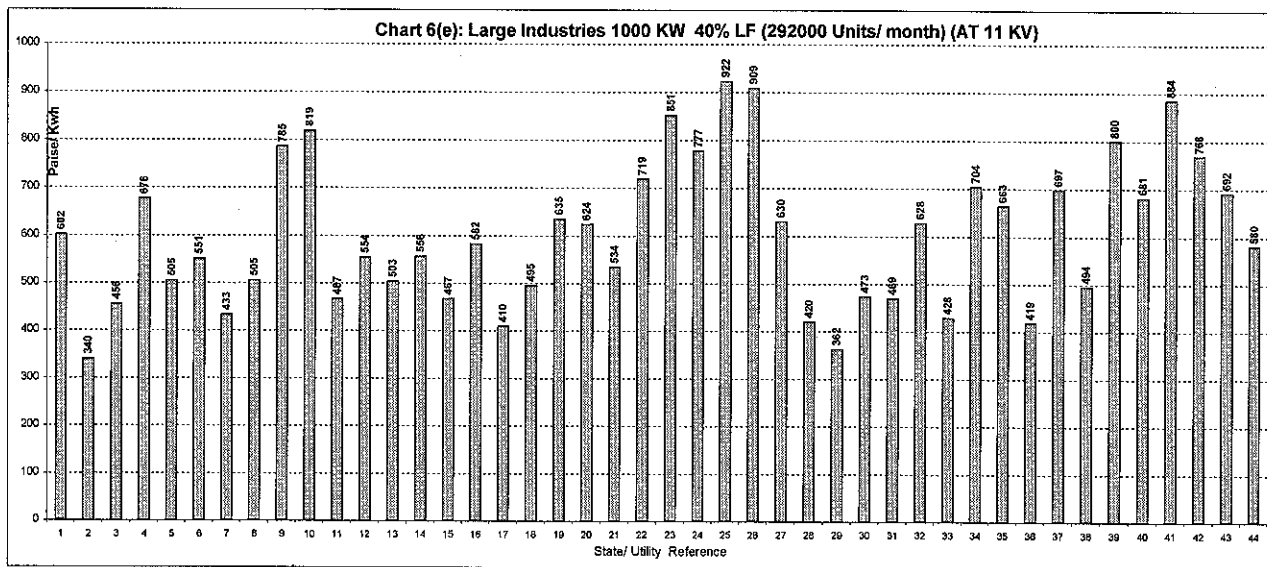
सारणी सं० 6 (इ): बड़े उद्योग 1000 कि०. वा०. 40% भार गुणाक (292000 यूनिट/माह) (11 कि०. वो०. पर)

TABLE NO.6(e): LARGE INDUSTRIES 1000 KW 40% LF (292000 Units/Month) (AT 11 KV)

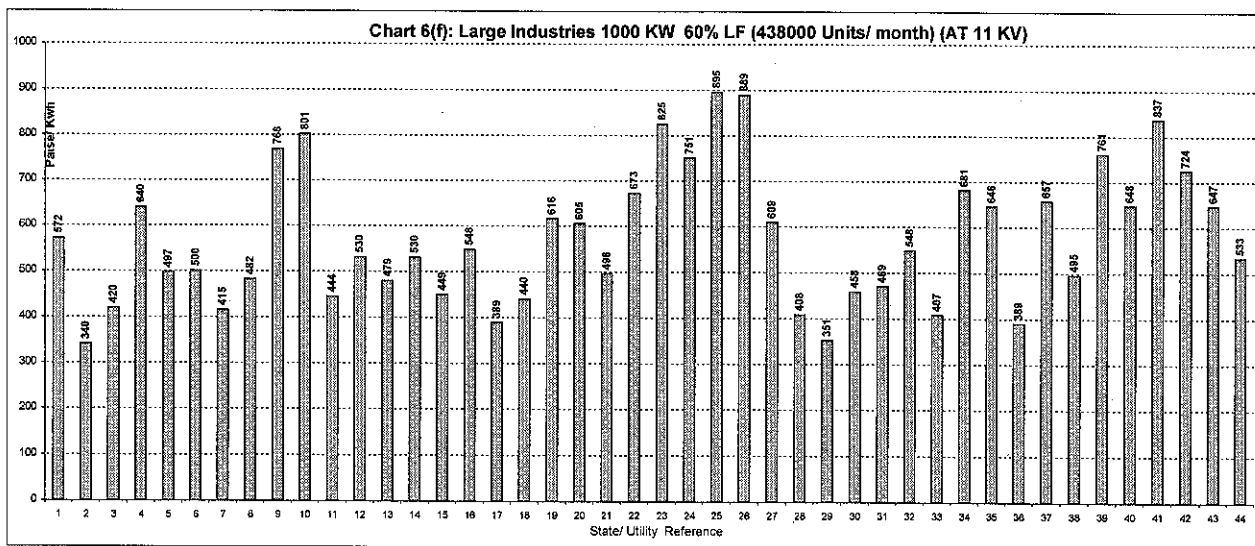
क्रमांक Sr. No.	युटिलिटी का नाम	Name of Utility	Tariff effective from	Av. Rate (P/KWh)	Duty/Tax (P/KWh)	Total (P/KWh)
1	आंध्र प्रदेश	Andhra Pradesh	01.04.2012	596	6	602
2	अरुणाचल प्रदेश	Arunachal Pradesh	01.04.2012	340	0	340
3	आसाम	Assam	24.05.2011	449	7	456
4	बिहार	Bihar	01.04.2012	638	38	676
5	चंडीगढ़	Chandigarh	01.05.2012	494	11	505
6	छत्तीस गढ़	Chhattishgarh	06.05.2012	501	50	551
7	दादरा एवं नागर हवेली	Dadra & Nagar Haveli	01.07.2012	433	0	433
8	दमन एवं दिव	Daman & Diu	01.08.2012	505	0	505
9	दिल्ली-(बी.वाइ.पी.एल./बी.आर.पी.एल./एन.डी.पी.ए)	Delhi-(BYPL/BRPL/NDPL-TPDDL)	01.07.2012	748	37	785
10	दिल्ली-(एन.डी.एम.सी.)	Delhi-(NDMC)	01.07.2012	780	39	819
11	गोवा	Goa	01.06.2012	397	70	467
12	गुजरात	Gujarat	01.06.2012	482	72	554
13	गुजरात-(टोरेन्ट पावर लि०, अहमदाबाद)	Gujarat-(Torrent Power Ltd., Ahmedabad)	01.06.2012	437	66	503
14	गुजरात-(टोरेन्ट पावर लि०, सूरात)	Gujarat-(Torrent Power Ltd., Surat)	01.06.2012	483	73	556
15	हरियाणा	Haryana	01.04.2012	452	15	467
16	हिमाचल प्रदेश	Himachal Pradesh	01.04.2012	498	85	582
17	जम्मू व कश्मीर	Jammu & Kashmir	01.04.2012	336	74	410
18	झारखंड	Jharkhand	01.08.2012	490	5	495
19	कर्नाटक	Karnataka	30.04.2012			
		BBMP, Municipal Corp. & all Urban		605	30	635
		Areas under Village Panchayats		594	30	624
20	केरल	Kerala	01.07.2012	524	10	534
21	लक्षद्वीप	Lakshadweep	01.10.2012	638	0	638
22	मध्य प्रदेश	Madhya Pradesh	10.04.2012	625	94	719
23	महाराष्ट्र	Maharashtra (Continious Industries)	01.08.2012	773	78	851
		(Non-continious Industries)		705	71	777
24	महाराष्ट्र-मुम्बई-(बी.ई.एस.टी.)	Maharashtra - Mumbai-(B.E.S.T)	01.06.2012	825	97	922
25	महाराष्ट्र-मुम्बई-(रिलायंस एनर्जी)	Maharashtra - Mumbai-(Reliance Energy)	15.06.2009	813	96	909
26	महाराष्ट्र-मुम्बई-(टाटा)	Maharashtra - Mumbai-(TATA's)	01.09.2010	557	73	630
27	मणिपुर	Manipur	01.09.2012	418	2	420
28	मिजोरम	Mizoram	01.08.2012	362	0	362
29	मेघालय	Meghalaya	01.02.2012	470	3	473
30	नागालैंड	Nagaland	01.04.2012	469	0	469
31	उड़ीसा	Orissa	01.04.2012	588	40	628
32	पुदुचेरी	Puducherry	01.06.2012	428	0	428
33	पंजाब	Punjab	01.04.2012	623	81	704
34	राजस्थान	Rajasthan	10.08.2012	603	60	663
35	सिक्किम	Sikkim	01.04.2012	419	0	419
36	तमिल नाडु	Tamil Nadu	01.04.2012	664	33	697
37	उत्तराखंड	Uttarakhand	01.04.2012	469	25	494
38	उत्तर प्रदेश	Uttar Pradesh (URBAN)	01.10.2012	795	5	800
		(RURAL)		676	5	681
39	पश्चिम बंगाल	West Bengal	01.04.2012	769	115	884
40	पश्चिम बंगाल-कोलकता-(सी.ई.एस.सी.)	West Bengal - (CESC Ltd., Kolkata)	01.04.2011	667	100	768
41	पश्चिम बंगाल-(डी.पी.एस.सी.)	West Bengal - (DPSC Ltd.)	01.04.2012	601	90	692
42	पश्चिम बंगाल-दुर्गापुर परियोजना	West Bengal-Durgapur Projects Ltd.	01.04.2012	505	76	580

सारणी सं० 6 (च): बड़े उद्योग 1000 कि० वा०. 60% भार गुणाक (438000 यूनिट/माह) (11 कि० व०० पर)
TABLE NO.6(f): LARGE INDUSTRIES 1000 KW 60% LF (438000 Units/Month) (AT 11 KV)

क्रमांक Sr. No.	युटिलिटी का नाम	Name of Utility	Tariff effective from	Av. Rate (P/KWh)	Duty/Tax (P/KWh)	Total (P/KWh)
1	आंध्र प्रदेश	Andhra Pradesh	01.04.2012	566	6	572
2	अरुणाचल प्रदेश	Arunachal Pradesh	01.04.2012	340	0	340
3	आसाम	Assam	24.05.2011	413	7	420
4	बिहार	Bihar	01.04.2012	603	36	640
5	चंडीगढ़	Chandigarh	01.05.2012	486	11	497
6	छत्तीस गढ़	Chhattishgarh	06.05.2012	454	46	500
7	दादरा एवं नागर हवेली	Dadra & Nagar Haveli	01.07.2012	415	0	415
8	दमन एवं दिव	Daman & Diu	01.08.2012	482	0	482
9	दिल्ली-(बी.वड.पी.एल./बी.आर.पी.एल./एन.डी.पी.ए)	Delhi-(BYPL/BRPL/NDPL-TPDDL)	01.07.2012	732	37	768
10	दिल्ली-(एन.डी.एम.सी.)	Delhi-(NDMC)	01.07.2012	763	38	801
11	गोवा	Goa	01.06.2012	374	70	444
12	गुजरात	Gujarat	01.06.2012	461	69	530
13	गुजरात-(टोरेन्ट पावर लि०, अहमदाबाद)	Gujarat-(Torrent Power Ltd., Ahmedabad)	01.06.2012	416	63	479
14	गुजरात-(टोरेन्ट पावर लि०, सुरत)	Gujarat-(Torrent Power Ltd., Surat)	01.06.2012	461	69	530
15	हरियाणा	Haryana	01.04.2012	434	15	449
16	हिमाचल प्रदेश	Himachal Pradesh	01.04.2012	468	80	548
17	जम्मू व कश्मीर	Jammu & Kashmir	01.04.2012	319	70	389
18	झारखंड	Jharkhand	01.08.2012	435	5	440
19	कर्नाटक	Karnataka	30.04.2012			
		BBMP, Municipal Corp.& all Urban		587	29	616
		Areas under Village Panchayats		576	29	605
20	केरल	Kerala	01.07.2012	486	10	496
21	लक्षद्वीप	Lakshadweep	01.10.2012	625	0	625
22	मध्य प्रदेश	Madhya Pradesh	10.04.2012	585	88	673
23	महाराष्ट्र	Maharashtra (Continious Industries)	01.08.2012	749	75	825
		(Non-continious Industries)		681	69	751
24	महाराष्ट्र-मुम्बई-(बी.ई.एस.टी.)	Maharashtra - Mumbai- (B.E.S.T)	01.06.2012	800	95	895
25	महाराष्ट्र-मुम्बई-(रिलायंस एनर्जी)	Maharashtra - Mumbai-(Reliance Energy)	15.06.2009	794	94	889
26	महाराष्ट्र-मुम्बई-(टाटा)	Maharashtra - Mumbai-(TATA's)	01.09.2010	538	71	609
27	मणिपुर	Manipur	01.09.2012	405	2	408
28	मिजोरम	Mizoram	01.08.2012	351	0	351
29	मेघालय	Meghalaya	01.02.2012	455	3	458
30	नागालैंड	Nagaland	01.04.2012	469	0	469
31	उड़ीसा	Orissa	01.04.2012	512	36	548
32	पुदुचेरी	Puducherry	01.06.2012	407	0	407
33	पंजाब	Punjab	01.04.2012	602	78	681
34	राजस्थान	Rajasthan	10.08.2012	586	60	646
35	सिक्किम	Sikkim	01.04.2012	389	0	389
36	तमिल नाडु	Tamil Nadu	01.04.2012	626	31	657
37	उत्तराखंड	Uttarakhand	01.04.2012	470	25	495
38	उत्तर प्रदेश	Uttar Pradesh (URBAN)	01.10.2012	756	5	761
		(RURAL)		643	5	648
39	पश्चिम बंगाल	West Bengal	01.04.2012	727	109	837
40	पश्चिम बंगाल-कोलकता-(सी.ई.एस.सी.)	West Bengal - (CESC Ltd., Kolkata)	01.04.2011	630	94	724
41	पश्चिम बंगाल-(डी.पी.एस.सी.)	West Bengal - (DPSC Ltd.)	01.04.2012	563	84	647
42	पश्चिम बंगाल-दुर्गापुर परियोजना	West Bengal-Durgapur Projects Ltd.	01.04.2012	463	70	533



- Index of States**
- 1 Andhra Pradesh
 - 2 Arunachal Pradesh
 - 3 Assam
 - 4 Bihar
 - 5 Chandigarh
 - 6 Chhattishgarh
 - 7 Dadr&Ngr Haveli
 - 8 Daman & Diu
 - 9 Delhi (BSES/NDPL)
 - 10 Delhi (NDMC)
 - 11 Goa
 - 12 Gujarat
 - 13 Gujarat (Ahmadabad)
 - 14 Gujarat (Surat)
 - 15 Haryana
 - 16 Himachal Pradesh
 - 17 Jammu & Kashmir
 - 18 Jharkhand
 - 19 Karnata(Bangalore Metro)
 - 20 Karnata(Other Areas)
 - 21 Kerala
 - 22 M. P.
 - 23 Maharashtra (Continuous)
 - 24 Maharashtra (Non-Continuous)
 - 25 Maharashtra - Mumbai-(B.E.S.T)
 - 26 Maharashtra - Mumbai-(Reliance Energy)
 - 27 Maharashtra - Mumbai-(TATA's)
 - 28 Manipur
 - 29 Mizoram
 - 30 Meghalaya
 - 31 Nagaland
 - 32 Orissa
 - 33 Pondicherry
 - 34 Punjab
 - 35 Rajasthan
 - 36 Sikkim
 - 37 Tamil Nadu
 - 38 Uttaranchal
 - 39 U. P. (Urban)
 - 40 U. P. (Rural)
 - 41 West Bengal
 - 42 W. B. (Kolkata CESC)
 - 43 West Bengal-DPSC
 - 44 West Bengal (DPL)

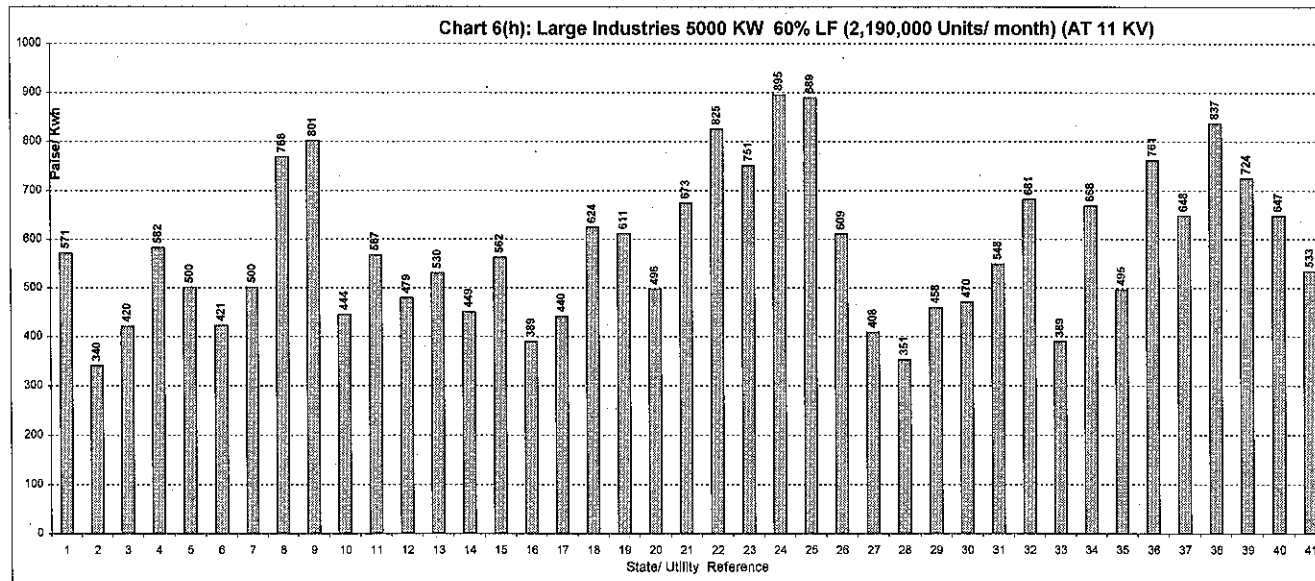
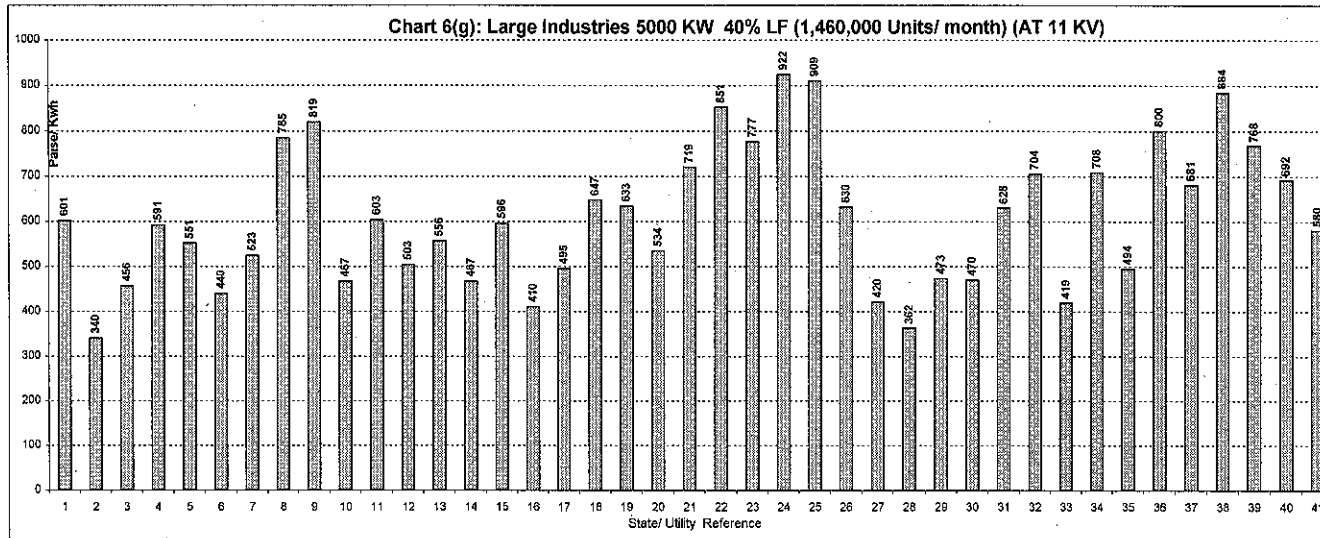


सारणी सं० 6 (ख): बड़े उद्योग 5000 कि०. वा०. 40% भार गुणाक (1460000 यूनिट/माह) (11 कि०. वा०. पर)
TABLE NO.6(g): LARGE INDUSTRIES 5000 KW 40% LF (1460000 Units/Month) (AT 11 KV)

क्रमांक Sr. No.	युटिलिटी का नाम	Name of Utility	Tariff effective from	Av. Rate (P/KWh)	Duty/Tax (P/KWh)	Total (P/KWh)
1	आंध्र प्रदेश	Andhra Pradesh	01.04.2012	595	6	601
2	अरुणाचल प्रदेश	Arunachal Pradesh	01.04.2012	340	0	340
3	आसाम	Assam	24.05.2011	449	7	456
4	चंडीगढ़	Chandigarh	01.05.2012	580	11	591
5	छत्तीस गढ़	Chhattishgarh	06.05.2012	501	50	551
6	दादरा एवं नागर हवेली	Dadra & Nagar Haveli	01.07.2012	440	0	440
7	दमन एवं दिव	Daman & Diu	01.08.2012	523	0	523
8	दिल्ली-(बी.वाइ.पी.एल./बी.आर.पी.एल./एन.डी.पी.ए)	Delhi-(BYPL/BRPL/NDPL-TPDDL)	01.07.2012	748	37	785
9	दिल्ली-(एन.डी.एम.सी.)	Delhi-(NDMC)	01.07.2012	780	39	819
10	गोवा	Goa	01.06.2012	397	70	467
11	गुजरात	Gujarat	01.06.2012	525	79	603
12	गुजरात-(टोरेन्ट पावर लि०, अहमदाबाद)	Gujarat-(Torrent Power Ltd., Ahmedabad)	01.06.2012	437	66	503
13	गुजरात-(टोरेन्ट पावर लि०, सुरत)	Gujarat-(Torrent Power Ltd., Surat)	01.06.2012	483	73	556
14	हरियाणा	Haryana	01.04.2012	452	15	467
15	हिमाचल प्रदेश	Himachal Pradesh	01.04.2012	509	87	596
16	जम्मू व कश्मीर	Jammu & Kashmir	01.04.2012	336	74	410
17	झारखंड	Jharkhand	01.08.2012	490	5	495
18	कर्नाटक	Karnataka	30.04.2012			
		BBMP, Municipal Corp.& all Urban		616	31	647
		Areas under Village Panchayats		603	30	633
19	केरल	Kerala	01.07.2012	524	10	534
20	लक्षद्वीप	Lakshadweep	01.10.2012	638	0	638
21	मध्य प्रदेश	Madhya Pradesh	10.04.2012	625	94	719
22	महाराष्ट्र	Maharashtra (Continious Industries)	01.08.2012	773	78	851
		(Non-continious Industries)		705	71	777
23	महाराष्ट्र-मुम्बई-(बी.ई.एस.टी.)	Maharashtra - Mumbai-(B.E.S.T.)	01.06.2012	825	97	922
24	महाराष्ट्र-मुम्बई-(रिलायंस एनर्जी)	Maharashtra - Mumbai-(Reliance Energy)	15.06.2009	813	96	909
25	महाराष्ट्र-मुम्बई-(टाटा)	Maharashtra - Mumbai-(TATA's)	01.09.2010	557	73	630
26	मणिपुर	Manipur	01.09.2012	418	2	420
27	मिजोरम	Mizoram	01.08.2012	362	0	362
28	मेघालय	Meghalaya	01.02.2012	470	3	473
29	नागालैंड	Nagaland	01.04.2012	470	0	470
30	उड़ीसा	Orissa	01.04.2012	588	40	628
31	पंजाब	Punjab	01.04.2012	623	81	704
32	सिक्किम	Sikkim	01.04.2012	419	0	419
33	तमिल नाडु	Tamil Nadu	01.04.2012	674	34	708
34	उत्तराखंड	Uttarakhand	01.04.2012	469	25	494
35	उत्तर प्रदेश	Uttar Pradesh (URBAN)	01.10.2012	795	5	800
		(RURAL)		676	5	681
36	पश्चिम बंगाल	West Bengal	01.04.2012	769	115	884
37	पश्चिम बंगाल-कोलकता-(सी.ई.एस.सी.)	West Bengal - (CESC Ltd., Kolkata)	01.04.2011	667	100	768
38	पश्चिम बंगाल-(अ.पी.एस.सी.)	West Bengal - (DPSC Ltd.)	01.04.2012	601	90	692
39	पश्चिम बंगाल-दुर्गापुर परियोजना	West Bengal-Durgapur Projects Ltd.	01.04.2012	505	76	580

सारणी सं० 6 (ज): बड़े उद्योग 5000 कि० वा०. 60% भार गुणाक (2190000 यूनिट/माह) (11 कि०. वो०. पर)
TABLE NO.6(h): LARGE INDUSTRIES 5000 KW 60% LF (2190000 Unit/Month) (AT 11 KV)

क्रमांक Sr. No.	युटिलिटी का नाम	Name of Utility	Tariff effective from	Av. Rate (P/KWh)	Duty/Tax (P/KWh)	Total (P/KWh)
1	आंध्र प्रदेश	Andhra Pradesh	01.04.2012	565	6	571
2	अरुणाचल प्रदेश	Arunachal Pradesh	01.04.2012	340	0	340
3	आसाम	Assam	24.05.2011	413	7	420
4	चंडीगढ़	Chandigarh	01.05.2012	571	11	582
5	छत्तीस गढ़	Chhattishgarh	06.05.2012	454	46	500
6	दादरा एवं नागर हवेली	Dadra & Nagar Haveli	01.07.2012	421	0	421
7	दमन एवं दिव	Daman & Diu	01.08.2012	500	0	500
8	दिल्ली-(बी.वाइ.पी.एल./बी.आर.पी.एल./एन.डी.पी.ए)	Delhi-(BYPL/BRPL/NDPL-TPDDL)	01.07.2012	732	37	768
9	दिल्ली-(एन.डी.एम.सी.)	Delhi-(NDMC)	01.07.2012	763	38	801
10	गोवा	Goa	01.06.2012	374	70	444
11	गुजरात	Gujarat	01.06.2012	493	74	567
12	गुजरात-(टोरेन्ट पावर लि०, अहमदाबाद)	Gujarat-(Torrent Power Ltd., Ahmedabad)	01.06.2012	416	63	479
13	गुजरात-(टोरेन्ट पावर लि०, सुरत)	Gujarat-(Torrent Power Ltd., Surat)	01.06.2012	461	69	530
14	हरियाणा	Haryana	01.04.2012	434	15	449
15	हिमाचल प्रदेश	Himachal Pradesh	01.04.2012	480	82	562
16	जम्मू व कश्मीर	Jammu & Kashmir	01.04.2012	319	70	389
17	झारखंड	Jharkhand	01.08.2012	435	5	440
18	कर्नाटक	Karnataka	30.04.2012			
		BBMP, Municipal Corp.& all Urban		594	30	624
		Areas under Village Panchayats		582	29	611
19	केरल	Kerala	01.07.2012	486	10	496
20	लक्षद्वीप	Lakshadweep	01.10.2012	625	0	625
21	मध्य प्रदेश	Madhya Pradesh	10.04.2012	585	88	673
22	महाराष्ट्र	Maharashtra (Continious Industries)	01.08.2012	749	75	825
		(Non-continious Industries)		681	69	751
23	महाराष्ट्र-मुम्बई-(बी.ई.एस.टी.)	Maharashtra - Mumbai-(B.E.S.T)	01.06.2012	800	95	895
24	महाराष्ट्र-मुम्बई-(रिलायंस एनर्जी)	Maharashtra - Mumbai-(Reliance Energy)	15.06.2009	794	94	889
25	महाराष्ट्र-मुम्बई-(टाटा)	Maharashtra - Mumbai-(TATA's)	01.09.2010	538	71	609
26	मणीपुर	Manipur	01.09.2012	405	2	408
27	मिजोरम	Mizoram	01.08.2012	351	0	351
28	मेघालय	Meghalaya	01.02.2012	455	3	458
29	नागालैंड	Nagaland	01.04.2012	470	0	470
30	उड़ीसा	Orissa	01.04.2012	512	36	548
31	पंजाब	Punjab	01.04.2012	602	78	681
32	सिक्किम	Sikkim	01.04.2012	389	0	389
33	तमिल नाडु	Tamil Nadu	01.04.2012	636	32	668
34	उत्तराखंड	Uttarakhand	01.04.2012	470	25	495
35	उत्तर प्रदेश	Uttar Pradesh (URBAN)	01.10.2012	756	5	761
		(RURAL)		643	5	648
36	पश्चिम बंगाल	West Bengal	01.04.2012	727	109	837
37	पश्चिम बंगाल-कोलकता-(सी.ई.एस.सी.)	West Bengal - (CESC Ltd., Kolkata)	01.04.2011	630	94	724
38	पश्चिम बंगाल-(डी.पी.एस.सी.)	West Bengal - (DPSC Ltd.)	01.04.2012	563	84	647
39	पश्चिम बंगाल-दुर्गापुर परियोजना	West Bengal-Durgapur Projects Ltd.	01.04.2012	463	70	533



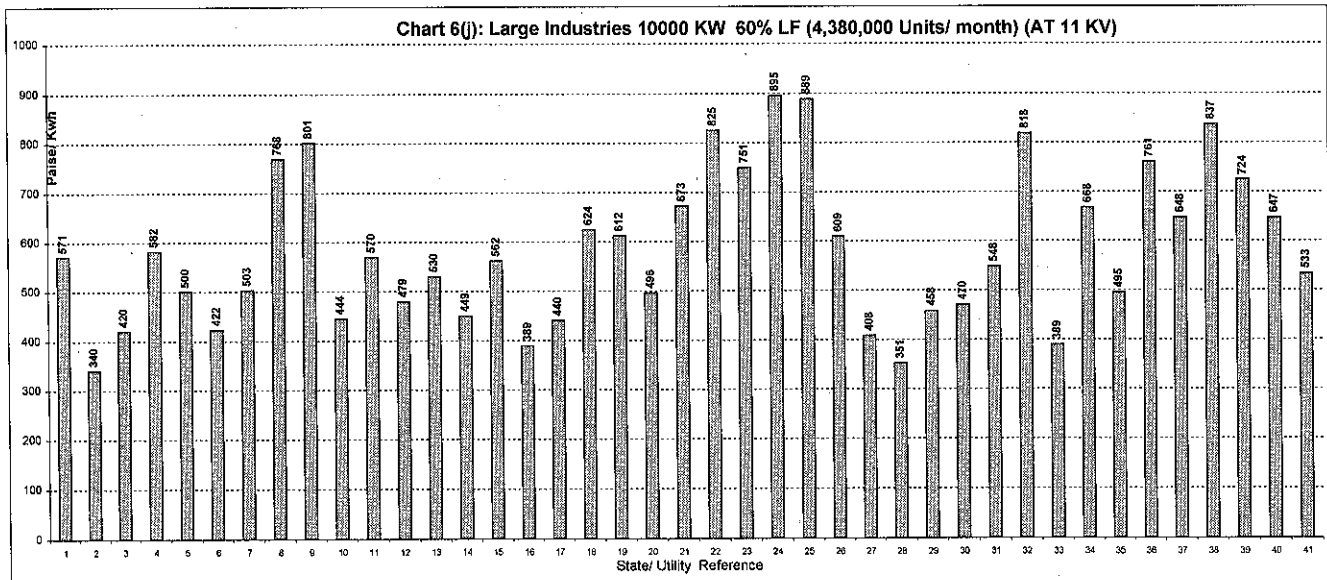
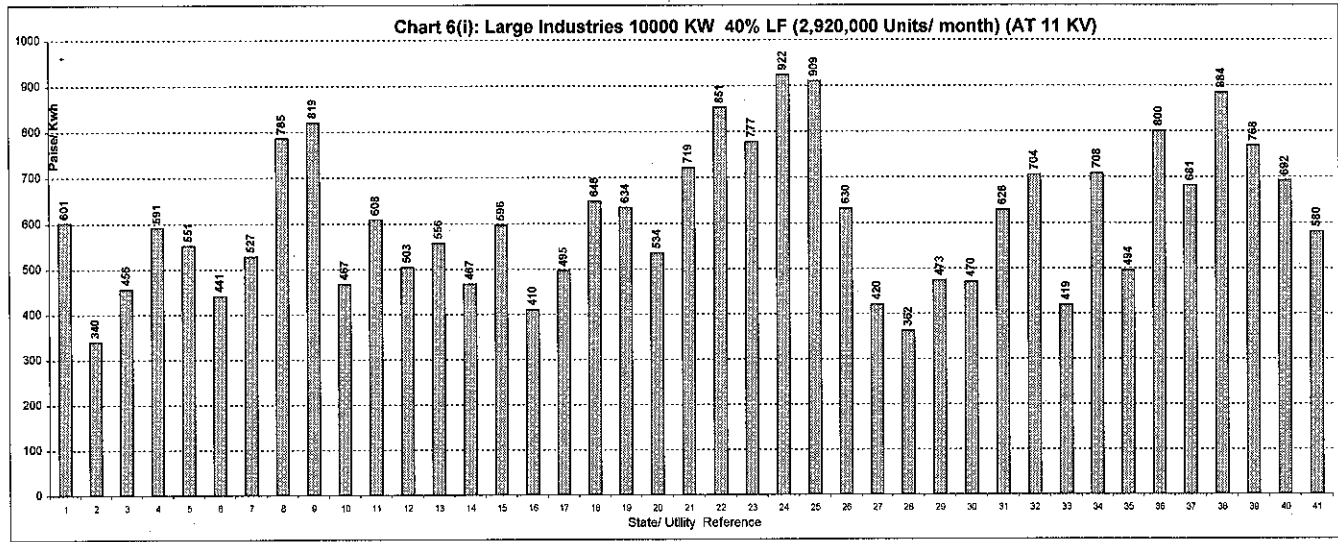
- Index of States
- 1 Andhra Pradesh
 - 2 Arunachal Pradesh
 - 3 Assam
 - 4 Chandigarh
 - 5 Chhattisgarh
 - 6 Dadr&Ngr Haveli
 - 7 Daman & Diu
 - 8 Delhi (BSES/NDPL)
 - 9 Delhi (NDMC)
 - 10 Goa
 - 11 Gujarat
 - 12 Gujarat (Ahmadabad)
 - 13 Gujarat (Surat)
 - 14 Haryana
 - 15 Himachal Pradesh
 - 16 Jammu & Kashmir
 - 17 Jharkhand
 - 18 Karnataka(Bangalore Metro)
 - 19 Karnataka(Other Areas)
 - 20 Kerala
 - 21 M. P.
 - 22 Maharashtra (Continuous)
 - 23 Maharashtra (Non-Continuous)
 - 24 Maharashtra - Mumbai- (B.E.S.T)
 - 25 Maharashtra - Mumbai- (Reliance Energy)
 - 26 Maharashtra - Mumbai- (TATA's)
 - 27 Manipur
 - 28 Mizoram
 - 29 Meghalaya
 - 30 Nagaland
 - 31 Orissa
 - 32 Punjab
 - 33 Sikkim
 - 34 Tamil Nadu
 - 35 Uttaranchal
 - 36 U. P. (Urban)
 - 37 U. P. (Rural)
 - 38 West Bengal
 - 39 W. B. (Kolkata CESC)
 - 40 West Bengal-DPSC
 - 41 West Bengal (DPL)

सारणी सं० 6 (झ): बड़े उद्योग 10000 कि० वा०. 40% भार गुणाक (2920000 यूनिट/माह) (11 कि०. वो०. पर)
TABLE NO.6(i): LARGE INDUSTRIES 10000 KW 40% LF (2920000 Unit/Month) (AT 11 KV)

क्रमांक Sr. No.	युटिलिटी का नाम	Name of Utility	Tariff effective from	Av. Rate (P/KWh)	Duty/Tax (P/KWh)	Total (P/KWh)
1	आंध्र प्रदेश	Andhra Pradesh	01.04.2012	595	6	601
2	अरुणाचल प्रदेश	Arunachal Pradesh	01.04.2012	340	0	340
3	आसाम	Assam	24.05.2011	449	7	456
4	चंडीगढ़	Chandigarh	01.05.2012	580	11	591
5	छत्तीस गढ़	Chhattishgarh	06.05.2012	501	50	551
6	दादरा एवं नागर हवेली	Dadra & Nagar Haveli	01.07.2012	441	0	441
7	दमन एवं दिव	Daman & Diu	01.08.2012	527	0	527
8	दिल्ली-(बी.वह.पी.एल./बी.आर.पी.एल./एन.डी.पी.ए)	Delhi-(BYPL/BRPL/NDPL-TPDDL)	01.07.2012	748	37	785
9	दिल्ली-(एन.डी.एम.सी.)	Delhi-(NDMC)	01.07.2012	780	39	819
10	गोवा	Goa	01.06.2012	397	70	467
11	गुजरात	Gujarat	01.06.2012	529	79	608
12	गुजरात-(टोरेन्ट पावर लि०, अहमदाबाद)	Gujarat-(Torrent Power Ltd., Ahmedabad)	01.06.2012	437	66	503
13	गुजरात-(टोरेन्ट पावर लि०, सुरत)	Gujarat-(Torrent Power Ltd., Surat)	01.06.2012	483	73	556
14	हरियाणा	Haryana	01.04.2012	452	15	467
15	हिमाचल प्रदेश	Himachal Pradesh	01.04.2012	509	87	596
16	जम्मू व कश्मीर	Jammu & Kashmir	01.04.2012	336	74	410
17	झारखंड	Jharkhand	01.08.2012	490	5	495
18	कर्नाटक	Karnataka	30.04.2012			
		BBMP, Municipal Corp.& all Urban		617	31	648
		Areas under Village Panchayats		604	30	634
19	केरल	Kerala	01.07.2012	524	10	534
20	लक्षद्वीप	Lakshadweep	01.10.2012	638	0	638
21	मध्य प्रदेश	Madhya Pradesh	10.04.2012	625	94	719
22	महाराष्ट्र	Maharashtra (Continious Industries)	01.08.2012	773	78	851
		(Non-continious Industries)		705	71	777
23	महाराष्ट्र-मुम्बई-(बी.ई.एस.टी.)	Maharashtra - Mumbai- (B.E.S.T)	01.06.2012	825	97	922
24	महाराष्ट्र-मुम्बई-(रिलायंस एनर्जी)	Maharashtra - Mumbai-(Reliance Energy)	15.06.2009	813	96	909
25	महाराष्ट्र-मुम्बई-(टाटा)	Maharashtra - Mumbai-(TATA's)	01.09.2010	557	73	630
26	मणीपुर	Manipur	01.09.2012	418	2	420
27	मिजोरम	Mizoram	01.08.2012	362	0	362
28	मेघालय	Meghalaya	01.02.2012	470	3	473
29	नागालैंड	Nagaland	01.04.2012	470	0	470
30	उड़ीसा	Orissa	01.04.2012	588	40	628
31	पंजाब	Punjab	01.04.2012	623	81	704
32	सिक्किम	Sikkim	01.04.2012	419	0	419
33	तमिल नाडू	Tamil Nadu	01.04.2012	674	34	708
34	उत्तराखंड	Uttarakhand	01.04.2012	469	25	494
35	उत्तर प्रदेश	Uttar Pradesh (URBAN)	01.10.2012	795	5	800
		(RURAL)		676	5	681
36	पश्चिम बंगाल	West Bengal	01.04.2012	769	115	884
37	पश्चिम बंगाल-कोलकत्ता-(सी.ई.एस.सी.)	West Bengal - (CESC Ltd., Kolkata)	01.04.2011	667	100	768
38	पश्चिम बंगाल-(डी.पी.एस.सी.)	West Bengal - (DPSC Ltd.)	01.04.2012	601	90	692
39	पश्चिम बंगाल-दुर्गापुर परियोजना	West Bengal-Durgapur Projects Ltd.	01.04.2012	505	76	580

सारणी सं० 6 (ण): बड़े उद्योग 10000 कि०. वा०. 60% भार गुणाक (4380000 यूनिट/माह) (11 कि०. वो०. पर)
TABLE NO.6(j): LARGE INDUSTRIES 10000 KW 60% LF (4380000 Unit/Month) (AT 11 KV)

क्रमांक Sr. No.	युटिलिटी का नाम	Name of Utility	Tariff effective from	Av. Rate (P/KWh)	Duty/Tax (P/KWh)	Total (P/KWh)
1	आंध्र प्रदेश	Andhra Pradesh	01.04.2012	565	6	571
2	अरुणाचल प्रदेश	Arunachal Pradesh	01.04.2012	340	0	340
3	आसाम	Assam	24.05.2011	413	7	420
4	चंडीगढ़	Chandigarh	01.05.2012	571	11	582
5	छत्तीस गढ़	Chhattishgarh	06.05.2012	454	46	500
6	दादरा एवं नागर हवेली	Dadra & Nagar Haveli	01.07.2012	422	0	422
7	दमन एवं दिव	Daman & Diu	01.08.2012	503	0	503
8	दिल्ली-(बी.वाइ.पी.एल./बी.आर.पी.एल./एन.डी.पी.ए.)	Delhi-(BYPL/BRPL/NDPL-TPDDL)	01.07.2012	732	37	768
9	दिल्ली-(एन.डी.एम.सी.)	Delhi-(NDMC)	01.07.2012	763	38	801
10	गोवा	Goa	01.06.2012	374	70	444
11	गुजरात	Gujarat	01.06.2012	496	74	570
12	गुजरात-(टोरेन्ट पावर लि०, अहमदाबाद)	Gujarat-(Torrent Power Ltd., Ahmedabad)	01.06.2012	416	63	479
13	गुजरात-(टोरेन्ट पावर लि०, सुरत)	Gujarat-(Torrent Power Ltd., Surat)	01.06.2012	461	69	530
14	हरियाणा	Haryana	01.04.2012	434	15	449
15	हिमाचल प्रदेश	Himachal Pradesh	01.04.2012	480	82	562
16	जम्मू व कश्मीर	Jammu & Kashmir	01.04.2012	319	70	389
17	झारखंड	Jharkhand	01.08.2012	435	5	440
18	कर्नाटक	Karnataka	30.04.2012			
		BBMP, Municipal Corp.& all Urban		595	30	624
		Areas under Village Panchayats		582	29	612
19	केरल	Kerala	01.07.2012	486	10	496
20	लक्षद्वीप	Lakshadweep	01.10.2012	625	0	625
21	मध्य प्रदेश	Madhya Pradesh	10.04.2012	585	88	673
22	महाराष्ट्र	Maharashtra (Continious Industries)	01.08.2012	749	75	825
		(Non-continious Industries)		681	69	751
23	महाराष्ट्र-मुम्बई-(बी.ई.एस.टी.)	Maharashtra - Mumbai- (B.E.S.T)	01.06.2012	800	95	895
24	महाराष्ट्र-मुम्बई-(रिलायंस एनर्जी)	Maharashtra - Mumbai-(Reliance Energy)	15.06.2009	794	94	889
25	महाराष्ट्र-मुम्बई-(टाटा)	Maharashtra - Mumbai-(TATA's)	01.09.2010	538	71	609
26	मणिपुर	Manipur	01.09.2012	405	2	408
27	मिजोरम	Mizoram	01.08.2012	351	0	351
28	मेघालय	Meghalaya	01.02.2012	455	3	458
29	नागालैंड	Nagaland	01.04.2012	470	0	470
30	उड़ीसा	Orissa	01.04.2012	512	36	548
31	पंजाब	Punjab	01.04.2012	602	94	818
32	सिक्किम	Sikkim	01.04.2012	389	0	389
33	तमिल नाडु	Tamil Nadu	01.04.2012	636	32	668
34	उत्तराखंड	Uttarakhand	01.04.2012	470	25	495
35	उत्तर प्रदेश	Uttar Pradesh (URBAN)	01.10.2012	756	5	761
		(RURAL)		643	5	648
36	पश्चिम बंगाल	West Bengal	01.04.2012	727	109	837
37	पश्चिम बंगाल-कोलकता-(सी.ई.एस.सी.)	West Bengal - (CESC Ltd., Kolkata)	01.04.2011	630	94	724
38	पश्चिम बंगाल-(डी.पी.एस.सी.)	West Bengal - (DPSC Ltd.)	01.04.2012	563	84	647
39	पश्चिम बंगाल-दुर्गापुर परियोजना	West Bengal-Durgapur Projects Ltd.	01.04.2012	463	70	533



- Index of States**
- 1 Andhra Pradesh
 - 2 Arunachal Pradesh
 - 3 Assam
 - 4 Chandigarh
 - 5 Chhattishgarh
 - 6 Dadr&Ngr Haveli
 - 7 Daman & Diu
 - 8 Delhi (BSES/NDPL)
 - 9 Delhi (NDMC)
 - 10 Goa
 - 11 Gujarat
 - 12 Gujarat (Ahmadabad)
 - 13 Gujarat (Surat)
 - 14 Haryana
 - 15 Himachal Pradesh
 - 16 Jammu & Kashmir
 - 17 Jharkhand
 - 18 Karnataka(Bangalore Metro)
 - 19 Karnataka(Other Areas)
 - 20 Kerala
 - 21 M. P.
 - 22 Maharashtra (Continuous)
 - 23 Maharashtra (Non-Continuous)
 - 24 Maharashtra - Mumbai- (B.E.S.T)
 - 25 Maharashtra - Mumbai- (Reliance Energy)
 - 26 Maharashtra - Mumbai- (TATA's)
 - 27 Manipur
 - 28 Mizoram
 - 29 Meghalaya
 - 30 Nagaland
 - 31 Orissa
 - 32 Punjab
 - 33 Sikkim
 - 34 Tamil Nadu
 - 35 Uttaranchal
 - 36 U. P. (Urban)
 - 37 U. P. (Rural)
 - 38 West Bengal
 - 39 W. B. (Kolkata CESC)
 - 40 West Bengal-DPSC
 - 41 West Bengal (DPL)

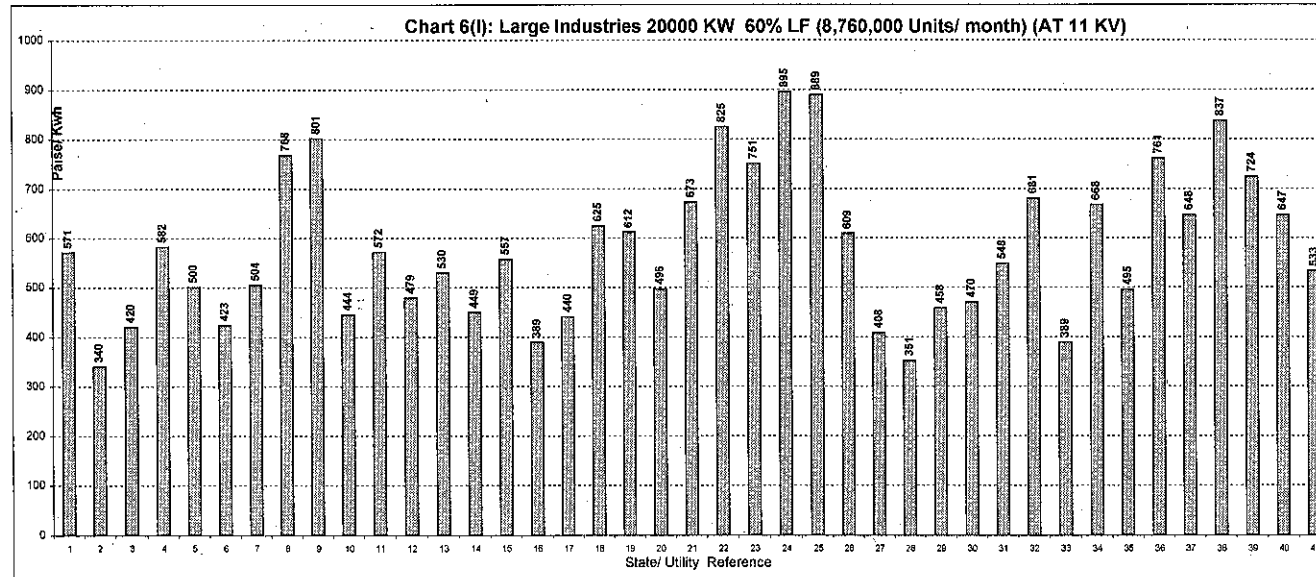
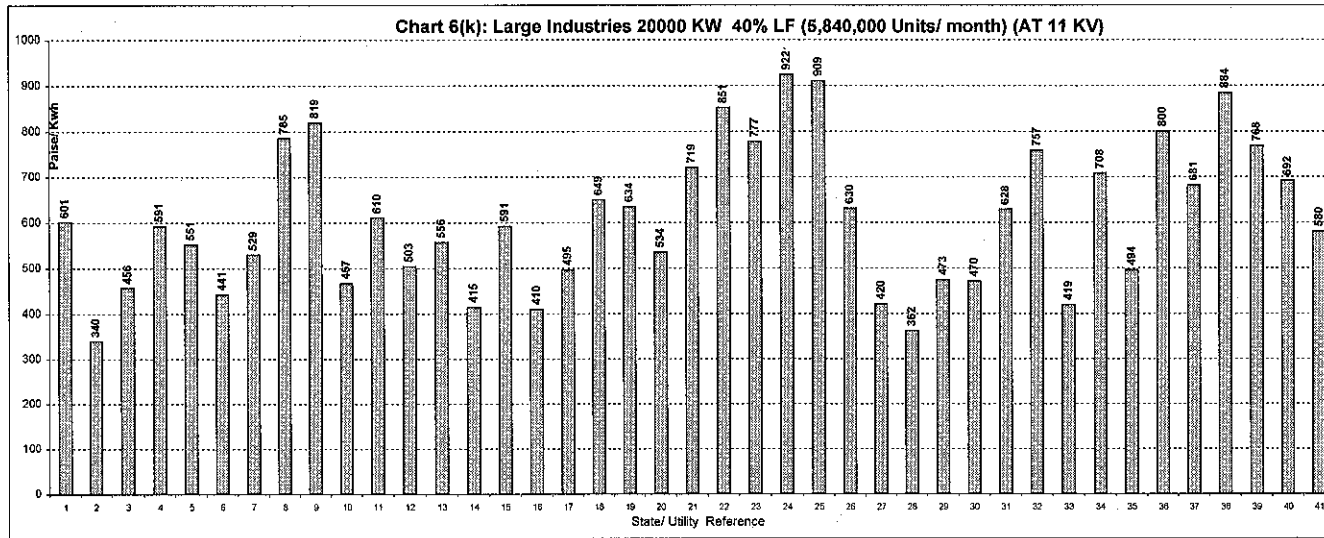
सारणी सं० 6 (त): बड़े उद्योग 20000 कि०. वा०. 40% भार गुणाक (5840000 यूनिट/माह) (11 कि०. वो०. पर)
TABLE NO.6(k): LARGE INDUSTRIES 20000 KW 40% LF (5840000 Unit/Month) (AT 11 KV)

क्रमांक Sr. No.	युटिलिटी का नाम	Name of Utility	Tariff effective from	Av. Rate (P/KWh)	Duty/Tax (P/KWh)	Total (P/KWh)
1	आंध्र प्रदेश	Andhra Pradesh	01.04.2012	595	6	601
2	अरुणाचल प्रदेश	Arunachal Pradesh	01.04.2012	340	0	340
3	आसाम	Assam	24.05.2011	449	7	456
4	चंडीगढ़	Chandigarh	01.05.2012	580	11	591
5	छत्तीस गढ़	Chhattishgarh	06.05.2012	501	50	551
6	दादरा एवं नागर हवेली	Dadra & Nagar Haveli	01.07.2012	441	0	441
7	दमन एवं दिव	Daman & Diu	01.08.2012	529	0	529
8	दिल्ली-(बी.वड़.पी.एल./बी.आर.पी.एल./एन.डी.पी.ए.)	Delhi-(BYPL/BRPL/NDPL-TPDDL)	01.07.2012	748	37	785
9	दिल्ली-(एन.डी.एम.सी.)	Delhi-(NDMC)	01.07.2012	780	39	819
10	गोवा	Goa	01.06.2012	397	70	467
11	गुजरात	Gujarat	01.06.2012	531	80	610
12	गुजरात-(टोरेन्ट पावर लि०, अहमदाबाद)	Gujarat-(Torrent Power Ltd., Ahmedabad)	01.06.2012	437	66	503
13	गुजरात-(टोरेन्ट पावर लि०, सूरात)	Gujarat-(Torrent Power Ltd., Surat)	01.06.2012	483	73	556
14	हरियाणा	Haryana	01.04.2012	400	15	415
15	हिमाचल प्रदेश	Himachal Pradesh	01.04.2012	505	86	591
16	जम्मू व कश्मीर	Jammu & Kashmir	01.04.2012	336	74	410
17	झारखंड	Jharkhand	01.08.2012	490	5	495
18	कर्नाटक	Karnataka	30.04.2012			
		BBMP, Municipal Corp.& all Urban		618	31	649
		Areas under Village Panchayats		604	30	634
19	केरल	Kerala	01.07.2012	524	10	534
20	लक्षद्वीप	Lakshadweep	01.10.2012	638	0	638
21	मध्य प्रदेश	Madhya Pradesh	10.04.2012	625	94	719
22	महाराष्ट्र	Maharashtra (Continious Industries)	01.08.2012	773	78	851
		(Non-continious Industries)		705	71	777
23	महाराष्ट्र-मुम्बई-(बी.ई.एस.टी.)	Maharashtra - Mumbai- (B.E.S.T)	01.06.2012	825	97	922
24	महाराष्ट्र-मुम्बई-(रिलायंस एनर्जी)	Maharashtra - Mumbai-(Reliance Energy)	15.06.2009	813	96	909
25	महाराष्ट्र-मुम्बई-(टाटा)	Maharashtra - Mumbai-(TATA's)	01.09.2010	557	73	630
26	मणीपुर	Manipur	01.09.2012	418	2	420
27	मिजोरम	Mizoram	01.08.2012	362	0	362
28	मेघालय	Meghalaya	01.02.2012	470	3	473
29	नागालैंड	Nagaland	01.04.2012	470	0	470
30	उड़ीसा	Orissa	01.04.2012	588	40	628
31	पंजाब	Punjab	01.04.2012	623	87	757
32	सिक्किम	Sikkim	01.04.2012	419	0	419
33	तमिल नाडु	Tamil Nadu	01.04.2012	674	34	708
34	उत्तराखंड	Uttarakhand	01.04.2012	469	25	494
35	उत्तर प्रदेश	Uttar Pradesh (URBAN)	01.10.2012	795	5	800
		(RURAL)		676	5	681
36	पश्चिम बंगाल	West Bengal	01.04.2012	769	115	884
37	पश्चिम बंगाल-कोलकता-(सी.ई.एस.सी.)	West Bengal - (CESC Ltd., Kolkata)	01.04.2011	667	100	768
38	पश्चिम बंगाल-(डि.पी.एस.सी.)	West Bengal - (DPSC Ltd.)	01.04.2012	601	90	692
39	पश्चिम बंगाल-दुर्गापुर परियोजना	West Bengal-Durgapur Projects Ltd.	01.04.2012	505	76	580

सारणी सं० 6 (थ): बड़े उद्योग 20000 कि०. वा०. 60% भार गुणाक (8760000 यूनिट/माह) (11 कि०. वी०. पर)

TABLE NO.6(I): LARGE INDUSTRIES 20000 KW 60% LF (8760000 Unit/Month) (AT 11 KV)

क्रमांक Sr. No.	युटिलिटी का नाम	Name of Utility	Tariff effective from	Av. Rate (P/KWh)	Duty/Tax (P/KWh)	Total (P/KWh)
1	आंध्र प्रदेश	Andhra Pradesh	01.04.2012	565	6	571
2	अरुणाचल प्रदेश	Arunachal Pradesh	01.04.2012	340	0	340
3	आसाम	Assam	24.05.2011	413	7	420
4	चंडीगढ़	Chandigarh	01.05.2012	571	11	582
5	छत्तीस गढ़	Chhattishgarh	06.05.2012	454	46	500
6	दादरा एवं नागर हवेली	Dadra & Nagar Haveli	01.07.2012	423	0	423
7	दमन एवं दिव	Daman & Diu	01.08.2012	504	0	504
8	दिल्ली-(बी.वाइ.पी.एल./बी.आर.पी.एल./एन.डी.पी.ए.)	Delhi-(BYPL/BRPL/NDPL-TPDDL)	01.07.2012	732	37	768
9	दिल्ली-(एन.डी.एम.सी.)	Delhi-(NDMC)	01.07.2012	763	38	801
10	गोवा	Goa	01.06.2012	374	70	444
11	गुजरात	Gujarat	01.06.2012	497	75	572
12	गुजरात-(टोरेन्ट पावर लि०, अहमदाबाद)	Gujarat-(Torrent Power Ltd., Ahmedabad)	01.06.2012	416	63	479
13	गुजरात-(टोरेन्ट पावर लि०, सूरात)	Gujarat-(Torrent Power Ltd., Surat)	01.06.2012	461	69	530
14	हरियाणा	Haryana	01.04.2012	434	15	449
15	हिमाचल प्रदेश	Himachal Pradesh	01.04.2012	476	81	557
16	जम्मू व कश्मीर	Jammu & Kashmir	01.04.2012	319	70	389
17	झारखंड	Jharkhand	01.08.2012	435	5	440
18	कर्नाटक	Karnataka	30.04.2012			
		BBMP, Municipal Corp.& all Urban		595	30	625
		Areas under Village Panchayats		583	29	612
19	केरल	Kerala	01.07.2012	486	10	496
20	लक्षद्वीप	Lakshadweep	01.10.2012	625	0	625
21	मध्य प्रदेश	Madhya Pradesh	10.04.2012	585	88	673
22	महाराष्ट्र	Maharashtra (Continious Industries)	01.08.2012	749	75	825
		(Non-continious Industries)		681	69	751
23	महाराष्ट्र-मुम्बई-(बी.ई.एस.टी.)	Maharashtra - Mumbai-(B.E.S.T)	01.06.2012	800	95	895
24	महाराष्ट्र-मुम्बई-(रिलायंस एनर्जी)	Maharashtra - Mumbai-(Reliance Energy)	15.06.2009	794	94	889
25	महाराष्ट्र-मुम्बई-(टाटा)	Maharashtra - Mumbai-(TATA's)	01.09.2010	538	71	609
26	मणिपुर	Manipur	01.09.2012	405	2	408
27	मिजोरम	Mizoram	01.08.2012	351	0	351
28	मेघालय	Meghalaya	01.02.2012	455	3	458
29	नागालैंड	Nagaland	01.04.2012	470	0	470
30	उड़ीसा	Orissa	01.04.2012	512	36	548
31	पंजाब	Punjab	01.04.2012	602	78	681
32	सिक्किम	Sikkim	01.04.2012	389	0	389
33	तमिल नाडु	Tamil Nadu	01.04.2012	636	32	668
34	उत्तराखंड	Uttarakhand	01.04.2012	470	25	495
35	उत्तर प्रदेश	Uttar Pradesh (URBAN)	01.10.2012	756	5	761
		(RURAL)		643	5	648
36	पश्चिम बंगाल	West Bengal	01.04.2012	727	109	837
37	पश्चिम बंगाल-कोलकता-(सी.ई.एस.सी.)	West Bengal - (CESC Ltd., Kolkata)	01.04.2011	630	94	724
38	पश्चिम बंगाल-(डी.पी.एस.सी.)	West Bengal - (DPSC Ltd.)	01.04.2012	563	84	647
39	पश्चिम बंगाल-दुर्गापुर परियोजना	West Bengal-Durgapur Projects Ltd.	01.04.2012	463	70	533



- Index of States
- 1 Andhra Pradesh
 - 2 Arunachal Pradesh
 - 3 Assam
 - 4 Chandigarh
 - 5 Chhattisgarh
 - 6 Dadr&Ngr Haveli
 - 7 Daman & Diu
 - 8 Delhi (BSES/NDPL)
 - 9 Delhi (NDMC)
 - 10 Goa
 - 11 Gujarat
 - 12 Gujarat (Ahmadabad)
 - 13 Gujarat (Surat)
 - 14 Haryana
 - 15 Himachal Pradesh
 - 16 Jammu & Kashmir
 - 17 Jharkhand
 - 18 Karnataka(Bangalore Metro)
 - 19 Karnataka(Other Areas)
 - 20 Kerala
 - 21 M. P.
 - 22 Maharashtra (Continuous)
 - 23 Maharashtra (Non-Continuous)
 - 24 Maharashtra - Mumbai-(B.E.S.T)
 - 25 Maharashtra - Mumbai-(Reliance Energy)
 - 26 Maharashtra - Mumbai-(TATA's)
 - 27 Manipur
 - 28 Mizoram
 - 29 Meghalaya
 - 30 Nagaland
 - 31 Orissa
 - 32 Punjab
 - 33 Sikkim
 - 34 Tamil Nadu
 - 35 Uttaranchal
 - 36 U. P. (Urban)
 - 37 U. P. (Rural)
 - 38 West Bengal
 - 39 W. B. (Kolkata CESC)
 - 40 West Bengal-DPSC
 - 41 West Bengal (DPL)

सारणी सं० 7 (क): बड़े उद्योग 5000 कि० वा०. 40% भार गुणाक (1460000 यूनिट/माह) (33 कि० वी० पर)

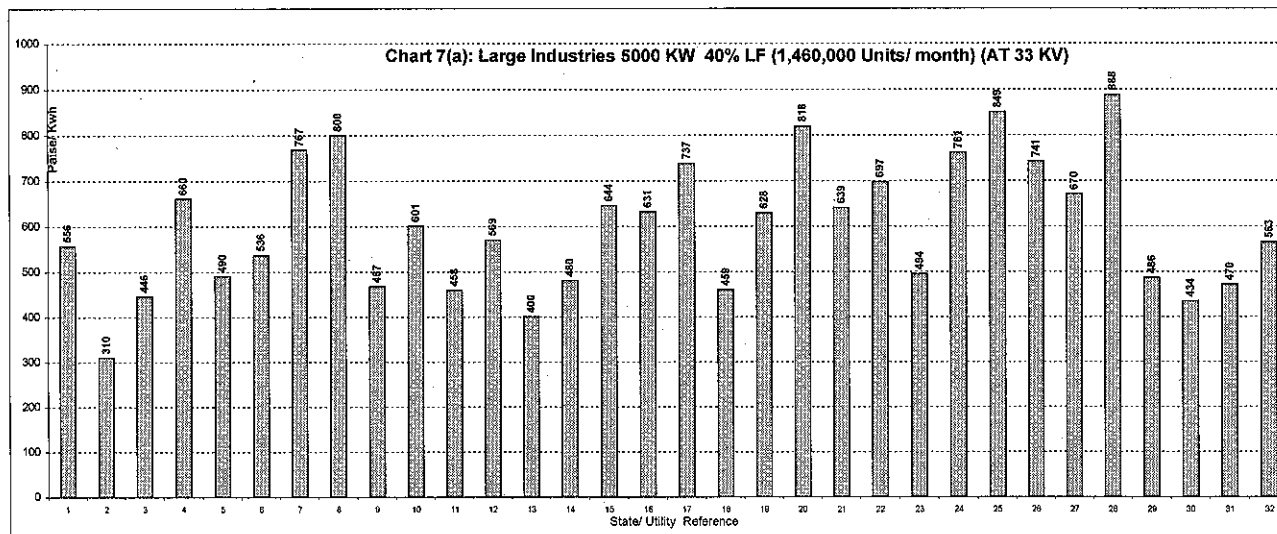
TABLE NO.7(a): LARGE INDUSTRIES 5000 KW 40% LF (1460000 Unit/Month) (AT 33 KV)

क्रमांक Sr. No.	युटिलिटी का नाम	Name of Utility	Tariff effective from	Av. Rate (P/KWh)	Duty/Tax (P/KWh)	Total (P/KWh)
1	आंध्र प्रदेश	Andhra Pradesh	01.04.2012	550	6	556
2	अरुणाचल प्रदेश	Arunachal Pradesh	01.04.2012	310	0	310
3	आसाम	Assam	24.05.2011	439	7	446
4	बिहार	Bihar	01.04.2012	623	37	660
5	चंडीगढ़	Chandigarh	01.05.2012	479	11	490
6	छत्तीस गढ़	Chhattishgarh	06.05.2012	487	49	536
7	दिल्ली-(बी.वाइ.पी.एल./बी.आर.पी.एल./एन.डी.पी.एल.)	Delhi-(BYPL/BRPL/NDPL-TPDDL)	01.07.2012	730	37	767
8	दिल्ली-(एन.डी.एम.सी.)	Delhi-(NDMC)	01.07.2012	762	38	800
9	गोवा	Goa	01.06.2012	397	70	467
10	गुजरात	Gujarat	01.06.2012	522	78	601
11	हरियाणा	Haryana	01.04.2012	443	15	458
12	हिमाचल प्रदेश	Himachal Pradesh	01.04.2012	486	83	569
13	जम्मू व कश्मीर	Jammu & Kashmir	01.04.2012	328	72	400
14	झारखंड	Jharkhand	01.08.2012	475	5	480
15	कर्नाटक	Karnataka	30.04.2012			
		BBMP, Municipal Corp.& all Urban		614	31	644
		Areas under Village Panchayats		601	30	631
16	मध्य प्रदेश	Madhya Pradesh	10.04.2012	641	96	737
17	मेघालय	Meghalaya	01.02.2012	456	3	459
18	उड़ीसा	Orissa	01.04.2012	588	40	628
19	पुदुचेरी	Puducherry	01.06.2012	433	0	433
20	पंजाब	Punjab	01.04.2012	724	94	818
21	राजस्थान	Rajasthan	10.08.2012	579	60	639
22	तमिल नाडु	Tamil Nadu	01.04.2012	664	33	697
23	उत्तराखंड	Uttarakhand	01.04.2012	469	25	494
24	उत्तर प्रदेश	Uttar Pradesh	01.10.2012	756	5	761
25	पश्चिम बंगाल	West Bengal	01.04.2012	739	111	849
26	पश्चिम बंगाल-कोलकता-(सी.ई.एस.सी.)	West Bengal - (CESC Ltd., Kolkata)	01.04.2011	644	97	741
27	पश्चिम बंगाल-(जे.पी.एस.सी.)	West Bengal - (DPSC Ltd.)	01.04.2012			
		(06.00 hrs to 17.00 hrs)		582	87	670
		(17.00 hrs to 23.00 hrs)		772	116	888
		(23.00 hrs to 06.00 hrs)		422	63	486
28	पश्चिम बंगाल-डी.वी.सी.	West Bengal-D.V.C. (Bihar Area)	01.11.2012	409	25	434
		(West Bengal Area)		409	61	470
29	पश्चिम बंगाल-दुर्गापुर परियोजना	West Bengal-Durgapur Projects Ltd.	01.04.2012	490	73	563

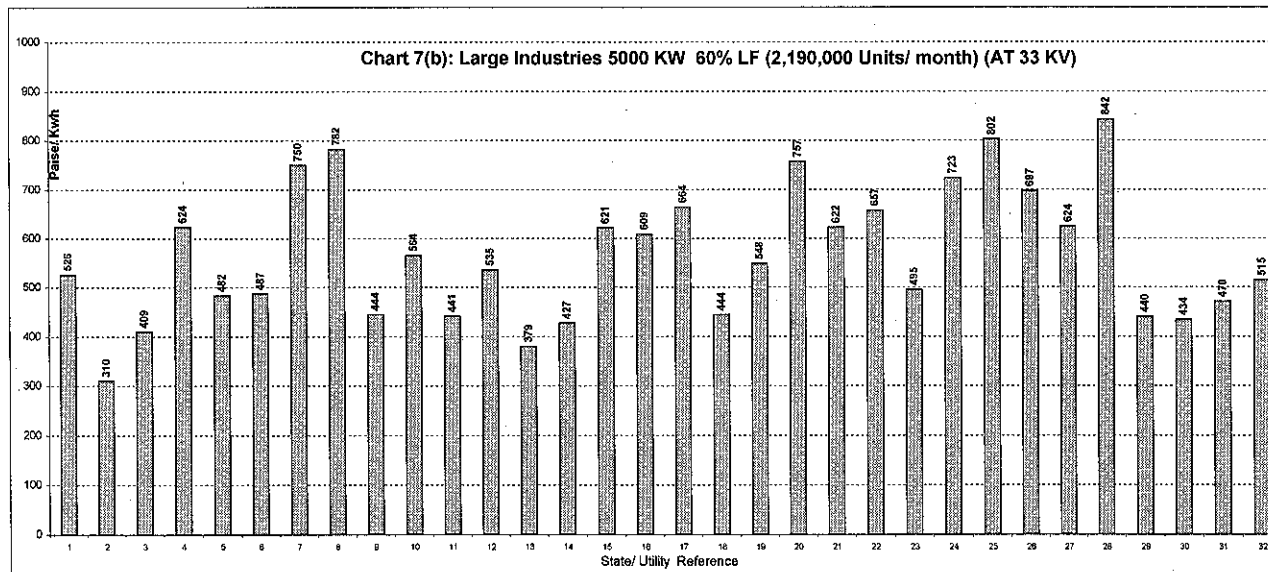
सारणी सं० 7 (ख): बड़े उद्योग 5000 कि० वा०. 60% भार गुणाक (2190000 यूनिट/माह) (33 कि० वी० पर)

TABLE NO.7(b): LARGE INDUSTRIES 5000 KW 60% LF (2190000 Unit/Month) (AT 33 KV)

क्रमांक Sr. No.	युटिलिटी का नाम	Name of Utility	Tariff effective from	Av. Rate (P/KWh)	Duty/Tax (P/KWh)	Total (P/KWh)
1	आंध्र प्रदेश	Andhra Pradesh	01.04.2012	520	6	526
2	अरुणाचल प्रदेश	Arunachal Pradesh	01.04.2012	310	0	310
3	आसाम	Assam	24.05.2011	402	7	409
4	बिहार	Bihar	01.04.2012	588	35	624
5	चंडीगढ़	Chandigarh	01.05.2012	471	11	482
6	छत्तीस गढ़	Chhattishgarh	06.05.2012	441	45	487
7	दिल्ली-(बी.वाइ.पी.एल./बी.आर.पी.एल./एन.डी.पी.एल.)	Delhi-(BYPL/BRPL/NDPL-TPDDL)	01.07.2012	714	36	750
8	दिल्ली-(एन.डी.एम.सी.)	Delhi-(NDMC)	01.07.2012	745	37	782
9	गोवा	Goa	01.06.2012	374	70	444
10	गुजरात	Gujarat	01.06.2012	491	74	564
11	हरियाणा	Haryana	01.04.2012	426	15	441
12	हिमाचल प्रदेश	Himachal Pradesh	01.04.2012	457	78	535
13	जम्मू व कश्मीर	Jammu & Kashmir	01.04.2012	311	68	379
14	झारखंड	Jharkhand	01.08.2012	422	5	427
15	कर्नाटक	Karnataka	30.04.2012			
		BBMP, Municipal Corp.& all Urban		592	30	621
		Areas under Village Panchayats		580	29	609
16	मध्य प्रदेश	Madhya Pradesh	10.04.2012	577	87	664
17	मेघालय	Meghalaya	01.02.2012	441	3	444
18	उड़ीसा	Orissa	01.04.2012	512	36	548
19	पुदुचेरी	Puducherry	01.06.2012	411	0	411
20	पंजाब	Punjab	01.04.2012	670	87	757
21	राजस्थान	Rajasthan	10.08.2012	562	60	622
22	तमिल नाडु	Tamil Nadu	01.04.2012	626	31	657
23	उत्तराखंड	Uttarakhand	01.04.2012	470	25	495
24	उत्तर प्रदेश	Uttar Pradesh	01.10.2012	718	5	723
25	पश्चिम बंगाल	West Bengal	01.04.2012	697	105	802
26	पश्चिम बंगाल-कोलकता-(सी.ई.एस.सी.)	West Bengal - (CESC Ltd., Kolkata)	01.04.2011	606	91	697
27	पश्चिम बंगाल-(जे.पी.एस.सी.)	West Bengal - (DPSC Ltd.)	01.04.2012			
		(06.00 hrs to 17.00 hrs)		543	81	624
		(17.00 hrs to 23.00 hrs)		733	110	842
		(23.00 hrs to 06.00 hrs)		383	57	440
28	पश्चिम बंगाल-डी.वी.सी.	West Bengal-D.V.C. (Bihar Area)	01.11.2012	409	25	434
		(West Bengal Area)		409	61	470
29	पश्चिम बंगाल-दुर्गापुर परियोजना	West Bengal-Durgapur Projects Ltd.	01.04.2012	447	67	515



- Index of States**
- 1 Andhra Pradesh
 - 2 Arunachal Pradesh
 - 3 Assam
 - 4 Bihar
 - 5 Chandigarh
 - 6 Chhattishgarh
 - 7 Delhi (BSES/NDPL)
 - 8 Delhi (NDMC)
 - 9 Goa
 - 10 Gujarat
 - 11 Haryana
 - 12 Himachal Pradesh
 - 13 Jammu & Kashmir
 - 14 Jharkhand
 - 15 Karnataka(Bangalore Metro)
 - 16 Karnataka(Other Areas)
 - 17 M. P.
 - 18 Meghalaya
 - 19 Orissa
 - 20 Punjab
 - 21 Rajasthan
 - 22 Tamil Nadu
 - 23 Uttaranchal
 - 24 U. P.
 - 25 West Bengal
 - 26 W. B. (Kolkata CESC)
 - 27 West Bengal (DPSC) (06.00 - 17.00 hrs)
 - 28 West Bengal (DPSC) (17.00 - 23.00 hrs)
 - 29 West Bengal (DPSC) (23.00 - 06.00 hrs)
 - 30 West Bengal-D.V.C.(Bihar Area)
 - 31 West Bengal-D.V.C.(W.B. Area)
 - 32 West Bengal (DPL)



सारणी सं० 7 (ग): बड़े उद्योग 10000 कि०. वा०. 40% भार गुणांक (2920000 यूनिट/माह) (33 कि०. व०. पर)

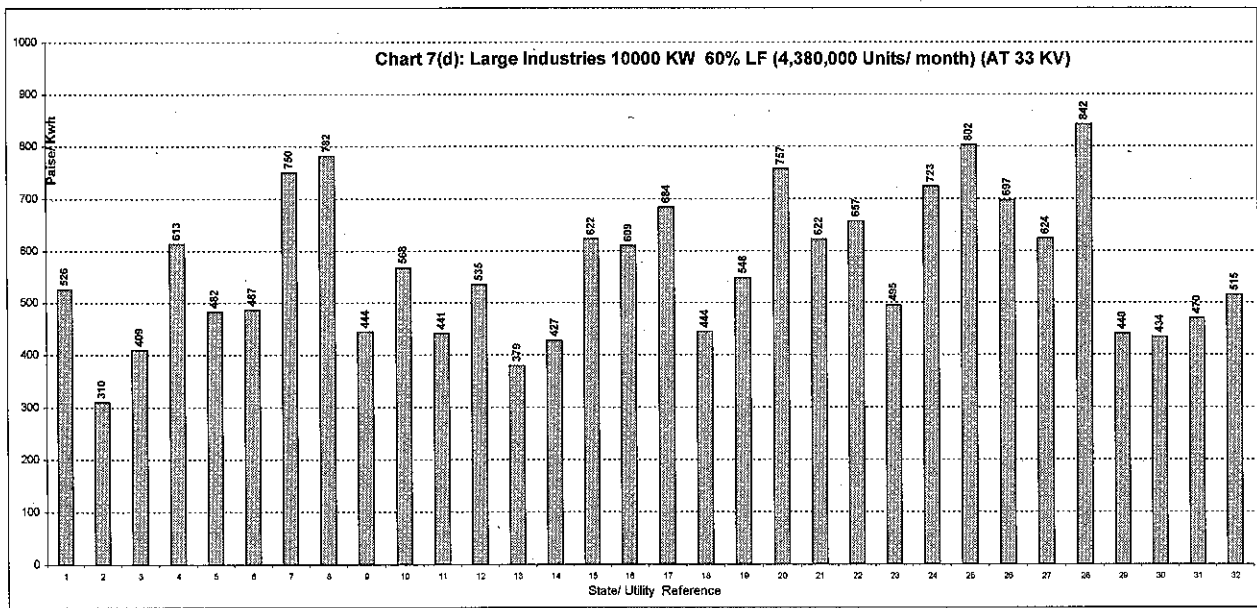
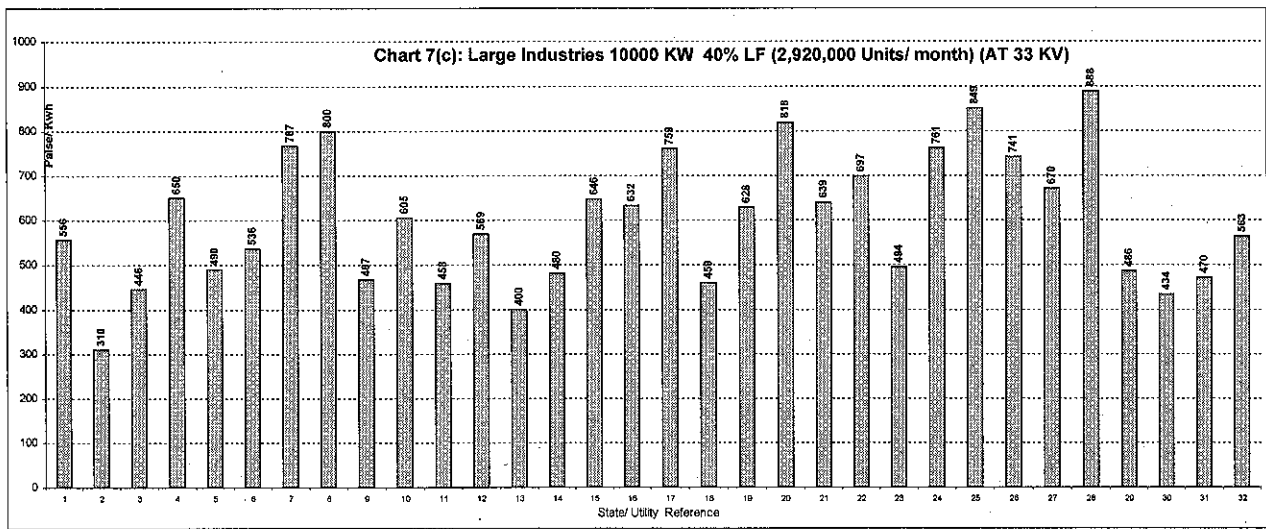
TABLE NO.7(c): LARGE INDUSTRIES 10000 KW 40% LF (2920000 Unit/Month) (AT 33 KV)

क्रमांक Sr. No.	युटिलिटी का नाम	Name of Utility	Tariff effective from	Av. Rate (P/KWh)	Duty/Tax (P/KWh)	Total (P/KWh)
1	आंध्र प्रदेश	Andhra Pradesh	01.04.2012	550	6	556
2	अरुणाचल प्रदेश	Arunachal Pradesh	01.04.2012	310	0	310
3	आसाम	Assam	24.05.2011	439	7	446
4	बिहार	Bihar (AT 132 KV)	01.04.2012	613	37	650
5	चंडीगढ़	Chandigarh	01.05.2012	479	11	490
6	छत्तीस गढ़	Chhattishgarh	06.05.2012	487	49	536
7	दिल्ली-(बी.वाइ.पी.एल./बी.आर.पी.एल./एन.डी.पी.ए.)	Delhi-(BYPL/BRPL/NDPL-TPDDL)	01.07.2012	730	37	767
8	दिल्ली-(एन.डी.एम.सी.)	Delhi-(NDMC)	01.07.2012	762	38	800
9	गोवा	Goa	01.06.2012	397	70	467
10	गुजरात	Gujarat	01.06.2012	526	79	605
11	हरियाणा	Haryana	01.04.2012	443	15	458
12	हिमाचल प्रदेश	Himachal Pradesh	01.04.2012	486	83	569
13	जम्मू व कश्मीर	Jammu & Kashmir	01.04.2012	328	72	400
14	झारखंड	Jharkhand	01.08.2012	475	5	480
15	कर्नाटक	Karnataka	30.04.2012			
		BBMP, Municipal Corp.& all Urban		615	31	646
		Areas under Village Panchayats		602	30	632
16	मध्य प्रदेश	Madhya Pradesh	10.04.2012	660	99	759
17	मेघालय	Meghalaya	01.02.2012	456	3	459
18	उड़ीसा	Orissa	01.04.2012	588	40	628
19	पुदुचेरी	Puducherry	01.06.2012	433	0	433
20	पंजाब	Punjab	01.04.2012	724	94	818
21	राजस्थान	Rajasthan	10.08.2012	579	60	639
22	तमिल नाडु	Tamil Nadu	01.04.2012	664	33	697
23	उत्तराखंड	Uttarakhand	01.04.2012	469	25	494
24	उत्तर प्रदेश	Uttar Pradesh	01.10.2012	756	5	761
25	पश्चिम बंगाल	West Bengal	01.04.2012	739	111	849
26	पश्चिम बंगाल-कोलकता-(सी.ई.एस.सी.)	West Bengal - (CESC Ltd., Kolkata)	01.04.2011	644	97	741
27	पश्चिम बंगाल-(जे.पी.एस.सी.)	West Bengal - (DPSC Ltd.)	01.04.2012			
		(06.00 hrs to 17.00 hrs)		582	87	670
		(17.00 hrs to 23.00 hrs)		772	116	888
		(23.00 hrs to 06.00 hrs)		422	63	486
28	पश्चिम बंगाल-डी.वी.सी.	West Bengal-D.V.C. (Bihar Area)	01.11.2012	409	25	434
		(West Bengal Area)		409	61	470
29	पश्चिम बंगाल-दुर्गापुर परियोजना	West Bengal-Durgapur Projects Ltd.	01.04.2012	490	73	563

सारणी सं० 7 (घ): बड़े उद्योग 10000 कि०. वा०. 60% भार गुणांक (4380000 यूनिट/माह) (33 कि०. व०. पर)

TABLE NO.7(d): LARGE INDUSTRIES 10000 KW 60% LF (4380000 Unit/Month) (AT 33 KV)

क्रमांक Sr. No.	युटिलिटी का नाम	Name of Utility	Tariff effective from	Av. Rate (P/KWh)	Duty/Tax (P/KWh)	Total (P/KWh)
1	आंध्र प्रदेश	Andhra Pradesh	01.04.2012	520	6	526
2	अरुणाचल प्रदेश	Arunachal Pradesh	01.04.2012	310	0	310
3	आसाम	Assam	24.05.2011	402	7	409
4	बिहार	Bihar (AT 132 KV)	01.04.2012	578	35	613
5	चंडीगढ़	Chandigarh	01.05.2012	471	11	482
6	छत्तीस गढ़	Chhattishgarh	06.05.2012	441	45	487
7	दिल्ली-(बी.वाइ.पी.एल./बी.आर.पी.एल./एन.डी.पी.ए.)	Delhi-(BYPL/BRPL/NDPL-TPDDL)	01.07.2012	714	36	750
8	दिल्ली-(एन.डी.एम.सी.)	Delhi-(NDMC)	01.07.2012	745	37	782
9	गोवा	Goa	01.06.2012	374	70	444
10	गुजरात	Gujarat	01.06.2012	494	74	568
11	हरियाणा	Haryana	01.04.2012	426	15	441
12	हिमाचल प्रदेश	Himachal Pradesh	01.04.2012	457	78	535
13	जम्मू व कश्मीर	Jammu & Kashmir	01.04.2012	311	68	379
14	झारखंड	Jharkhand	01.08.2012	422	5	427
15	कर्नाटक	Karnataka	30.04.2012			
		BBMP, Municipal Corp.& all Urban		593	30	622
		Areas under Village Panchayats		580	29	609
16	मध्य प्रदेश	Madhya Pradesh	10.04.2012	595	89	684
17	मेघालय	Meghalaya	01.02.2012	441	3	444
18	उड़ीसा	Orissa	01.04.2012	512	36	548
19	पुदुचेरी	Puducherry	01.06.2012	411	0	411
20	पंजाब	Punjab	01.04.2012	670	87	757
21	राजस्थान	Rajasthan	10.08.2012	562	60	622
22	तमिल नाडु	Tamil Nadu	01.04.2012	626	31	657
23	उत्तराखंड	Uttarakhand	01.04.2012	470	25	495
24	उत्तर प्रदेश	Uttar Pradesh	01.10.2012	718	5	723
25	पश्चिम बंगाल	West Bengal	01.04.2012	697	105	802
26	पश्चिम बंगाल-कोलकता-(सी.ई.एस.सी.)	West Bengal - (CESC Ltd., Kolkata)	01.04.2011	606	91	697
27	पश्चिम बंगाल-(जे.पी.एस.सी.)	West Bengal - (DPSC Ltd.)	01.04.2012			
		(06.00 hrs to 17.00 hrs)		543	81	624
		(17.00 hrs to 23.00 hrs)		733	110	842
		(23.00 hrs to 06.00 hrs)		383	57	440
28	पश्चिम बंगाल-डी.वी.सी.	West Bengal-D.V.C. (Bihar Area)	01.11.2012	409	25	434
		(West Bengal Area)		409	61	470
29	पश्चिम बंगाल-दुर्गापुर परियोजना	West Bengal-Durgapur Projects Ltd.	01.04.2012	447	67	515



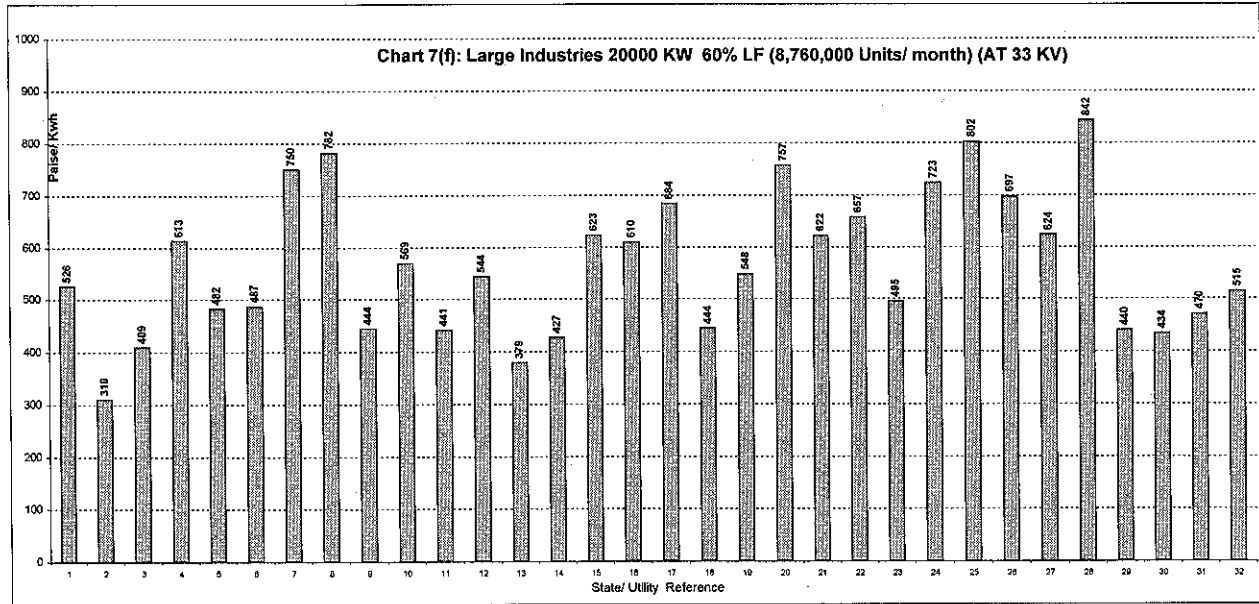
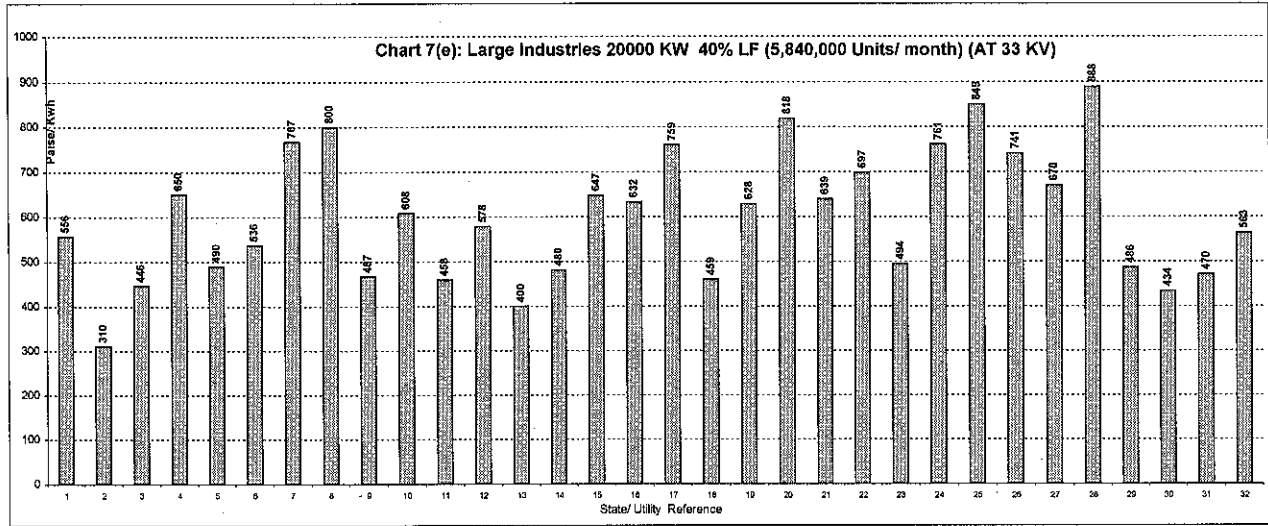
- Index of States**
- 1 Andhra Pradesh
 - 2 Arunachal Pradesh
 - 3 Assam
 - 4 Bihar
 - 5 Chandigarh
 - 6 Chhattisgarh
 - 7 Delhi (BSES/NDPL)
 - 8 Delhi (NDMC)
 - 9 Goa
 - 10 Gujarat
 - 11 Haryana
 - 12 Himachal Pradesh
 - 13 Jammu & Kashmir
 - 14 Jharkhand
 - 15 Karnataka(Bangalore Metro)
 - 16 Karnataka(Other Areas)
 - 17 M. P.
 - 18 Meghalaya
 - 19 Orissa
 - 20 Punjab
 - 21 Rajasthan
 - 22 Tamil Nadu
 - 23 Uttaranchal
 - 24 U. P.
 - 25 West Bengal
 - 26 W. B. (Kolkata CESC)
 - 27 West Bengal (DPSC) (06.00 - 17.00 hrs)
 - 28 West Bengal (DPSC) (17.00 - 23.00 hrs)
 - 29 West Bengal (DPSC) (23.00 - 06.00 hrs)
 - 30 West Bengal-D.V.C.(Bihar Area)
 - 31 West Bengal-D.V.C.(W.B. Area)
 - 32 West Bengal (DPL)

सारणी सं० 7 (इ): बड़े उद्योग 20000 कि० वा०. 40% भार गुणाक (5840000 यूनिट/माह) (33 कि० व० पर)
TABLE NO.7(e): LARGE INDUSTRIES 20000 KW 40% LF (5840000 Unit/Month) (AT 33 KV)

क्रमांक Sr. No.	युटिलिटी का नाम	Name of Utility	Tariff effective from	Av. Rate (P/KWh)	Duty/Tax (P/KWh)	Total (P/KWh)
1	आंध्र प्रदेश	Andhra Pradesh	01.04.2012	550	6	556
2	अरुणाचल प्रदेश	Arunachal Pradesh	01.04.2012	310	0	310
3	आसाम	Assam	24.05.2011	439	7	446
4	बिहार	Bihar (AT 132 KV)	01.04.2012	613	37	650
5	चंडीगढ़	Chandigarh	01.05.2012	479	11	490
6	छत्तीस गढ़	Chhattisgarh	06.05.2012	487	49	536
7	दिल्ली-(बी.वाइ.पी.एल./बी.आर.पी.एल./एन.डी.पी.ए.)	Delhi-(BYPL/BRPL/NDPL-TPDDL)	01.07.2012	730	37	767
8	दिल्ली-(एन.डी.एम.सी.)	Delhi-(NDMC)	01.07.2012	762	38	800
9	गोवा	Goa	01.06.2012	397	70	467
10	गुजरात	Gujarat	01.06.2012	529	79	608
11	हरियाणा	Haryana	01.04.2012	443	15	458
12	हिमाचल प्रदेश	Himachal Pradesh	01.04.2012	494	84	578
13	जम्मू व कश्मीर	Jammu & Kashmir	01.04.2012	328	72	400
14	झारखंड	Jharkhand	01.08.2012	475	5	480
15	कर्नाटक	Karnataka	30.04.2012			
		BBMP, Municipal Corp.& all Urban		616	31	647
		Areas under Village Panchayats		602	30	632
16	मध्य प्रदेश	Madhya Pradesh	10.04.2012	660	99	759
17	मेघालय	Meghalaya	01.02.2012	456	3	459
18	उड़ीसा	Orissa	01.04.2012	588	40	628
19	पुदुचेरी	Puducherry	01.06.2012	433	0	433
20	पंजाब	Punjab	01.04.2012	724	94	818
21	राजस्थान	Rajasthan	10.08.2012	579	60	639
22	तमिल नाडु	Tamil Nadu	01.04.2012	664	33	697
23	उत्तराखंड	Uttarakhand	01.04.2012	469	25	494
24	उत्तर प्रदेश	Uttar Pradesh	01.10.2012	756	5	761
25	पश्चिम बंगाल	West Bengal	01.04.2012	739	111	849
26	पश्चिम बंगाल-कोलकता-(सी.ई.एस.सी.)	West Bengal - (CESC Ltd., Kolkata)	01.04.2011	644	97	741
27	पश्चिम बंगाल-(डि.पी.एस.सी.)	West Bengal - (DPSC Ltd.)	01.04.2012			
		(06.00 hrs to 17.00 hrs)		582	87	670
		(17.00 hrs to 23.00 hrs)		772	116	888
		(23.00 hrs to 06.00 hrs)		422	63	486
28	पश्चिम बंगाल-डी.वी.सी.	West Bengal-D.V.C. (Bihar Area)	01.11.2012	409	25	434
		(West Bengal Area)		409	61	470
29	पश्चिम बंगाल-दुर्गापुर परियोजना	West Bengal-Durgapur Projects Ltd.	01.04.2012	490	73	563

सारणी सं० 7 (घ): बड़े उद्योग 20000 कि० वा०. 60% भार गुणाक (8760000 यूनिट/माह) (33 कि० व० पर)
TABLE NO.7(f): LARGE INDUSTRIES 20000 KW 60% LF (8760000 Unit/Month) (AT 33 KV)

क्रमांक Sr. No.	युटिलिटी का नाम	Name of Utility	Tariff effective from	Av. Rate (P/KWh)	Duty/Tax (P/KWh)	Total (P/KWh)
1	आंध्र प्रदेश	Andhra Pradesh	01.04.2012	520	6	526
2	अरुणाचल प्रदेश	Arunachal Pradesh	01.04.2012	310	0	310
3	आसाम	Assam	24.05.2011	402	7	409
4	बिहार	Bihar (AT 132 KV)	01.04.2012	578	35	613
5	चंडीगढ़	Chandigarh	01.05.2012	471	11	482
6	छत्तीस गढ़	Chhattisgarh	06.05.2012	441	45	487
7	दिल्ली-(बी.वाइ.पी.एल./बी.आर.पी.एल./एन.डी.पी.ए.)	Delhi-(BYPL/BRPL/NDPL-TPDDL)	01.07.2012	714	36	750
8	दिल्ली-(एन.डी.एम.सी.)	Delhi-(NDMC)	01.07.2012	745	37	782
9	गोवा	Goa	01.06.2012	374	70	444
10	गुजरात	Gujarat	01.06.2012	495	74	569
11	हरियाणा	Haryana	01.04.2012	426	15	441
12	हिमाचल प्रदेश	Himachal Pradesh	01.04.2012	485	79	544
13	जम्मू व कश्मीर	Jammu & Kashmir	01.04.2012	311	68	379
14	झारखंड	Jharkhand	01.08.2012	422	5	427
15	कर्नाटक	Karnataka	30.04.2012			
		BBMP, Municipal Corp.& all Urban		593	30	623
		Areas under Village Panchayats		581	29	610
16	मध्य प्रदेश	Madhya Pradesh	10.04.2012	595	89	684
17	मेघालय	Meghalaya	01.02.2012	441	3	444
18	उड़ीसा	Orissa	01.04.2012	512	36	548
19	पुदुचेरी	Puducherry	01.06.2012	411	0	411
20	पंजाब	Punjab	01.04.2012	670	87	757
21	राजस्थान	Rajasthan	10.08.2012	562	60	622
22	तमिल नाडु	Tamil Nadu	01.04.2012	626	31	657
23	उत्तराखंड	Uttarakhand	01.04.2012	470	25	495
24	उत्तर प्रदेश	Uttar Pradesh	01.10.2012	718	5	723
25	पश्चिम बंगाल	West Bengal	01.04.2012	697	105	802
26	पश्चिम बंगाल-कोलकता-(सी.ई.एस.सी.)	West Bengal - (CESC Ltd., Kolkata)	01.04.2011	606	91	697
27	पश्चिम बंगाल-(डि.पी.एस.सी.)	West Bengal - (DPSC Ltd.)	01.04.2012			
		(06.00 hrs to 17.00 hrs)		543	81	624
		(17.00 hrs to 23.00 hrs)		733	110	842
		(23.00 hrs to 06.00 hrs)		383	57	440
28	पश्चिम बंगाल-डी.वी.सी.	West Bengal-D.V.C. (Bihar Area)	01.11.2012	409	25	434
		(West Bengal Area)		409	61	470
29	पश्चिम बंगाल-दुर्गापुर परियोजना	West Bengal-Durgapur Projects Ltd.	01.04.2012	447	67	515



- Index of States**
- 1 Andhra Pradesh
 - 2 Arunachal Pradesh
 - 3 Assam
 - 4 Bihar
 - 5 Chandigarh
 - 6 Chhattishgarh
 - 7 Delhi (BSES/NDPL)
 - 8 Delhi (NDMC)
 - 9 Goa
 - 10 Gujarat
 - 11 Haryana
 - 12 Himachal Pradesh
 - 13 Jammu & Kashmir
 - 14 Jharkhand
 - 15 Karnataka(Bangalore Metro)
 - 16 Karnataka(Other Areas)
 - 17 M. P.
 - 18 Meghalaya
 - 19 Orissa
 - 20 Punjab
 - 21 Rajasthan
 - 22 Tamil Nadu
 - 23 Uttaranchal
 - 24 U. P.
 - 25 West Bengal
 - 26 W. B. (Kolkata CESC)
 - 27 West Bengal (DPSC) (06.00 - 17.00 hrs)
 - 28 West Bengal (DPSC) (17.00 - 23.00 hrs)
 - 29 West Bengal (DPSC) (23.00 - 06.00 hrs)
 - 30 West Bengal-D.V.C.(Bihar Area)
 - 31 West Bengal-D.V.C.(W.B. Area)
 - 32 West Bengal (DPL)

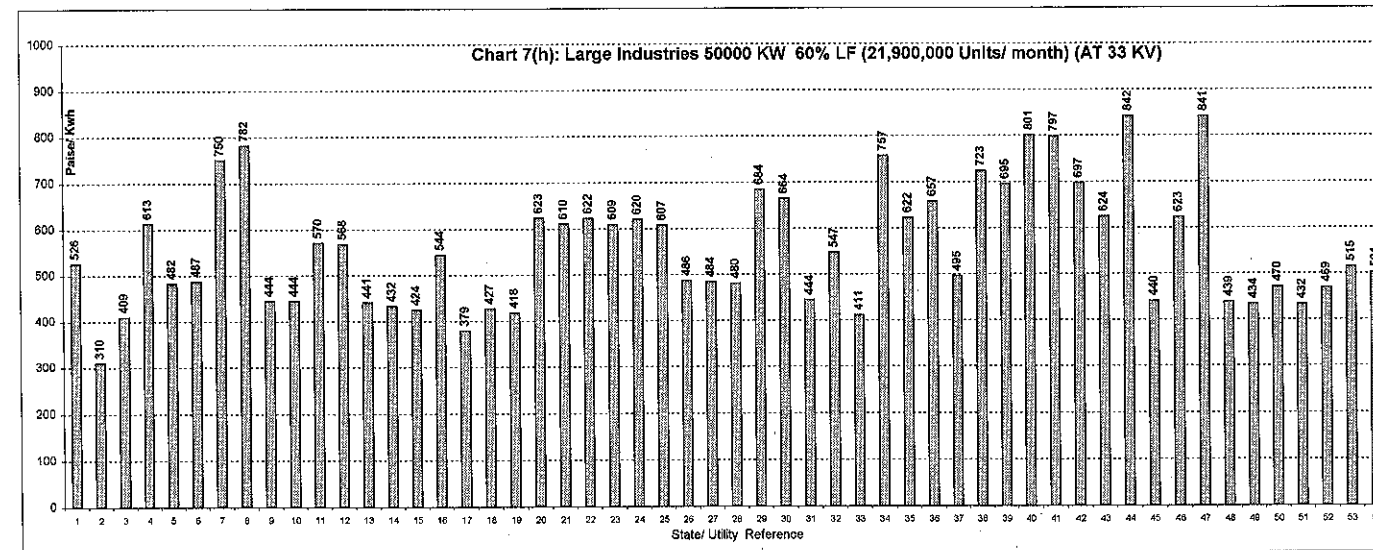
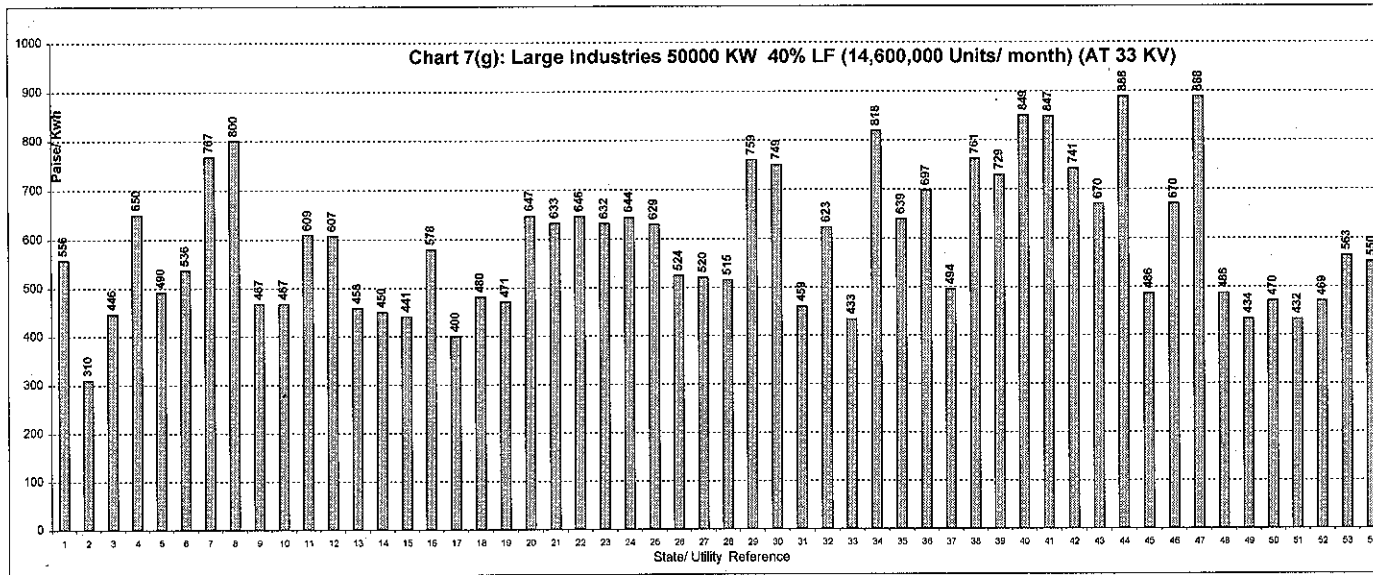
सारणी सं० 7 (ख): बड़े उद्योग 50000 कि०. वा०. 40% भार गुणाक (14600000 यूनिट/माह) (33 कि०. व०. पर)

TABLE NO.7(g): LARGE INDUSTRIES 50000 KW 40% LF (14600000 Unit/Month) (AT 33 KV)

क्रमांक Sr. No.	युटिलिटी का नाम	Name of Utility	Tariff effective from	Av. Rate (P/KWh)	Duty/Tax (P/KWh)	Total (P/KWh)
1	आंध्र प्रदेश	Andhra Pradesh	01.04.2012	550	6	556
2	अरुणाचल प्रदेश	Arunachal Pradesh	01.04.2012	310	0	310
3	आसाम	Assam	24.05.2011	439	7	446
4	बिहार	Bihar (AT 132 KV)	01.04.2012	613	37	650
5	चंडीगढ़	Chandigarh	01.05.2012	479	11	490
6	छत्तीस गढ़	Chhattishgarh	06.05.2012	487	49	536
7	दिल्ली-(बी.वड़.पी.एल./बी.आर.पी.एल./एन.डी.पी.ए.)	Delhi-(BYPL/BRPL/NDPL-TPDDL)	01.07.2012	730	37	767
8	दिल्ली-(एन.डी.एम.सी.)	Delhi-(NDMC)	01.07.2012	762	38	800
9	गोवा	Goa (AT 33 KV)	01.06.2012	397	70	467
		(AT 110 KV)		397	70	467
10	गुजरात	Gujarat (AT 33/66 KV)	01.06.2012	530	79	609
		(AT 132 KV)		528	79	607
11	हरियाणा	Haryana (AT 33 KV)	01.04.2012	443	15	458
		(AT 66/132 KV)		435	15	450
		(AT 220 KV)		426	15	441
12	हिमाचल प्रदेश	Himachal Pradesh	01.04.2012	494	84	578
13	जम्मू व कश्मीर	Jammu & Kashmir	01.04.2012	328	72	400
14	झारखंड	Jharkhand (AT 33 KV)	01.08.2012	475	5	480
		(AT 132 KV)		466	5	471
15	कर्नाटक	Karnataka	30.04.2012			
		Bangalore Metro Area (AT 33/66 KV)		616	31	647
		Other Areas (AT 33/66 KV)		602	30	633
		Bangalore Metropolitan Area (AT 110 KV)		615	31	646
		Other Areas (AT 110 KV)		601	30	632
		Bangalore Metropolitan Area (AT 220 KV)		613	31	644
		Other Areas (AT 220 KV)		599	30	629
16	केरल	Kerala (AT 66 KV)	01.07.2012	514	10	524
		(AT 110 KV)		510	10	520
		(AT 220 KV)		505	10	515
17	मध्य प्रदेश	Madhya Pradesh (AT 33 KV)	10.04.2012	660	99	759
		(AT 132 KV)		652	98	749
18	मेघालय	Meghalaya	01.02.2012	456	3	459
19	उड़ीसा	Orissa (AT 132 KV)	01.04.2012	583	40	623
20	पुदुचेरी	Puducherry (AT 110 KV)	01.06.2012	433	0	433
21	पंजाब	Punjab	01.04.2012	724	94	818
22	राजस्थान	Rajasthan	10.08.2012	579	60	639
23	तमिल नाडु	Tamil Nadu	01.04.2012	664	33	697
24	उत्तराखंड	Uttarakhand	01.04.2012	469	25	494
25	उत्तर प्रदेश	Uttar Pradesh	01.10.2012			
		For supply at 33 KV & 66 KV		756	5	761
		For supply at 132 KV & above		724	5	729
26	पश्चिम बंगाल	West Bengal (AT 33 KV)	01.04.2012	739	111	849
		(AT 132 KV)		737	110	847
27	पश्चिम बंगाल-कोलकता-(सी.ई.एस.सी.)	West Bengal - (CESC Ltd., Kolkata)	01.04.2011	644	97	741
28	पश्चिम बंगाल-(डी.पी.एस.सी.)	West Bengal - (DPSC Ltd.)	01.04.2012			
		(AT 33 KV)				
		(06.00 hrs to 17.00 hrs)		582	87	670
		(17.00 hrs to 23.00 hrs)		772	116	888
		(23.00 hrs to 06.00 hrs)		422	63	486
		(AT 132 KV)				
		(06.00 hrs to 17.00 hrs)		582	87	670
		(17.00 hrs to 23.00 hrs)		772	116	888
		(23.00 hrs to 06.00 hrs)		422	63	486
29	पश्चिम बंगाल-डी.वी.सी.	West Bengal-D.V.C. (Bihar Area)	01.11.2012	409	25	434
		(West Bengal Area)		409	61	470
		AT 132 KV (Bihar Area)		408	24	432
		AT 132 KV (West Bengal Area)		408	61	469
30	पश्चिम बंगाल-दुर्गापुर परियोजना	West Bengal-Durgapur Projects Ltd.	01.04.2012			
		(AT 33 KV)		490	73	563
		(AT 132 KV)		479	72	550

सारणी सं० 7 (ज): बड़े उद्योग 50000 कि० वा०. 60% भार गुणाक (21900000 यूनिट/माह) (33 कि० व०. पर)
TABLE NO.7(h): LARGE INDUSTRIES 50000 KW 60% LF (21900000 Unit/Month) (AT 33 KV)

क्रमांक Sr. No.	युटिलिटी का नाम	Name of Utility	Tariff effective from	Av. Rate (P/KWh)	Duty/Tax (P/KWh)	Total (P/KWh)
1	आंध्र प्रदेश	Andhra Pradesh	01.04.2012	520	6	526
2	अरुणाचल प्रदेश	Arunachal Pradesh	01.04.2012	310	0	310
3	आसाम	Assam	24.05.2011	402	7	409
4	बिहार	Bihar (AT 132 KV)	01.04.2012	578	35	613
5	चंडीगढ़	Chandigarh	01.05.2012	471	11	482
6	छत्तीस गढ़	Chhattishgarh	06.05.2012	441	45	487
7	दिल्ली-(बी.वह.पी.एल./बी.आर.पी.एल./एन.डी.पी.ए.)	Delhi-(BYPL/BRPL/NDPL-TPDDL)	01.07.2012	714	36	750
8	दिल्ली-(एन.डी.एम.सी.)	Delhi-(NDMC)	01.07.2012	745	37	782
9	गोवा	Goa (AT 33 KV)	01.06.2012	374	70	444
		(AT 110 KV)		374	70	444
10	गुजरात	Gujarat (AT 33/66 KV)	01.06.2012	496	74	570
		(AT 132 KV)		494	74	568
11	हरियाणा	Haryana (AT 33 KV)	01.04.2012	426	15	441
		(AT 66/132 KV)		417	15	432
		(AT 220 KV)		409	15	424
12	हिमाचल प्रदेश	Himachal Pradesh	01.04.2012	465	79	544
13	जम्मू व कश्मीर	Jammu & Kashmir	01.04.2012	311	68	379
14	झारखंड	Jharkhand (AT 33 KV)	01.08.2012	422	5	427
		(AT 132 KV)		413	5	418
15	कर्नाटक	Karnataka	30.04.2012			
		Bangalore Metro Area (AT 33/66 KV)		593	30	623
		Other Areas (AT 33/66 KV)		581	29	610
		Bangalore Metropolitan Area (AT 110 KV)		592	30	622
		Other Areas (AT 110 KV)		580	29	609
		Bangalore Metropolitan Area (AT 220 KV)		590	30	620
		Other Areas (AT 220 KV)		578	29	607
16	केरल	Kerala (AT 66 KV)	01.07.2012	476	10	486
		(AT 110 KV)		474	10	484
		(AT 220 KV)		470	10	480
17	मध्य प्रदेश	Madhya Pradesh (AT 33 KV)	10.04.2012	595	89	684
		(AT 132 KV)		577	87	664
18	मेघालय	Meghalaya	01.02.2012	441	3	444
19	उड़ीसा	Orissa (AT 132 KV)	01.04.2012	507	40	547
20	पुदुचेरी	Puducherry (AT 110 KV)	01.06.2012	411	0	411
21	पंजाब	Punjab	01.04.2012	670	87	757
22	राजस्थान	Rajasthan	10.08.2012	562	60	622
23	तमिल नाडु	Tamil Nadu	01.04.2012	626	31	657
24	उत्तराखंड	Uttarakhand	01.04.2012	470	25	495
25	उत्तर प्रदेश	Uttar Pradesh	01.10.2012			
		For supply at 33 KV & 66 KV		718	5	723
		For supply at 132 KV & above		690	5	695
26	पश्चिम बंगाल	West Bengal (AT 33 KV)	01.04.2012	696	104	801
		(AT 132 KV)		693	104	797
27	पश्चिम बंगाल-कोलकता-(सी.ई.एस.सी.)	West Bengal - (CESC Ltd., Kolkata)	01.04.2011	606	91	697
28	पश्चिम बंगाल-(डी.पी.एस.सी.)	West Bengal - (DPSC Ltd.)	01.04.2012			
		(AT 33 KV)				
		(06.00 hrs to 17.00 hrs)		543	81	624
		(17.00 hrs to 23.00 hrs)		733	110	842
		(23.00 hrs to 06.00 hrs)		383	57	440
		(AT 132 KV)				
		(06.00 hrs to 17.00 hrs)		542	81	623
		(17.00 hrs to 23.00 hrs)		732	110	841
		(23.00 hrs to 06.00 hrs)		382	57	439
29	पश्चिम बंगाल-डी.वी.सी.	West Bengal-D.V.C. (Bihar Area)	01.11.2012	409	25	434
		(West Bengal Area)		409	61	470
		AT 132 KV (Bihar Area)		408	24	432
		AT 132 KV (West Bengal Area)		408	61	469
30	पश्चिम बंगाल-दुर्गापुर परियोजना	West Bengal-Durgapur Projects Ltd.	01.04.2012			
		(AT 33 KV)		447	67	515
		(AT 132 KV)		435	65	501



Index of States

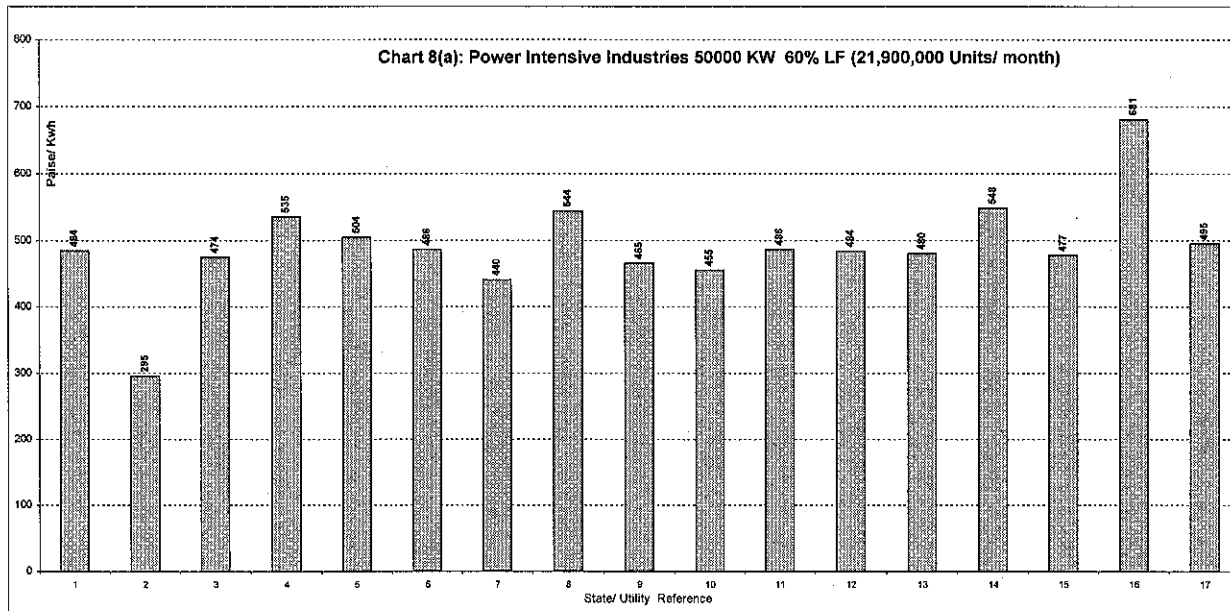
- 1 Andhra Pradesh
- 2 Arunachal Pradesh
- 3 Assam
- 4 Bihar (AT 132 KV)
- 5 Chandigarh
- 6 Chhattishgarh
- 7 Delhi (BSES/NDPL)
- 8 Delhi (NDMC)
- 9 Goa (AT 33 KV)
- 10 Goa (AT 110 KV)
- 11 Gujarat (AT 33/66 KV)
- 12 Gujarat (AT 132 KV)
- 13 Haryana (AT 33 KV)
- 14 Haryana (AT 66/132 KV)
- 15 Haryana (AT 220 KV)
- 16 Himachal Pradesh
- 17 Jammu & Kashmir
- 18 Jharkhand (AT 33 KV)
- 19 Jharkhand (AT 132 KV)
- 20 Karnataka (Bangalore Metro) (AT 33/66 KV)
- 21 Karnataka (Other Areas) (AT 33/66 KV)
- 22 Karnataka (Bangalore Metro) (AT 110 KV)
- 23 Karnataka (Other Areas) (AT 110 KV)
- 24 Karnataka (Bangalore Metro) (AT 220 KV)
- 25 Karnataka (Other Areas) (AT 220 KV)
- 26 Kerala (AT 66 KV)
- 27 Kerala (AT 110 KV)
- 28 Kerala (AT 220 KV)
- 29 MP (AT 33 KV)
- 30 MP (AT 132 KV)
- 31 Meghalaya
- 32 Orissa (AT 132 KV)
- 33 Pondicherry (AT 110 KV)
- 34 Punjab
- 35 Rajasthan
- 36 Tamil Nadu
- 37 Uttaranchal
- 38 U. P. (AT 33 KV & 66 KV)
- 39 U. P. (AT 132 KV & ABOVE)
- 40 West Bengal (AT 33 KV)
- 41 West Bengal (AT 132 KV)
- 42 W. B. (Kolkata CESC)
- 43 West Bengal-DPSC (AT 33 KV)(0600 - 1700 hrs)
- 44 West Bengal-DPSC (AT 33 KV)(1700 - 2300 hrs)
- 45 West Bengal-DPSC (AT 33 KV)(2300 - 0600 hrs)
- 46 West Bengal-DPSC (AT 132 KV)(0600 - 1700 hrs)
- 47 West Bengal-DPSC (AT 132 KV)(1700 - 2300 hrs)
- 48 West Bengal-DPSC (AT 132 KV)(2300 - 0600 hrs)
- 49 D.V.C.(Bihar Area) (AT 33 KV)
- 50 D.V.C.(W.B. Area) (AT 33 KV)
- 51 D.V.C.(Bihar Area) (AT 132 KV)
- 52 D.V.C.(W.B. Area) (AT 132 KV)
- 53 West Bengal (DPL) (AT 33 KV)
- 54 West Bengal (DPL) (AT 132 KV)

सारणी सं० 8 (क): पावर इन्टेंसिव उद्योग 50000 कि०.वा०. 60% भार गुणाक (21900000 यूनिट/माह)
TABLE NO.8(a): POWER INTENSIVE INDUSTRIES 50000 KW 60% LF (21900000 Unit/Month)

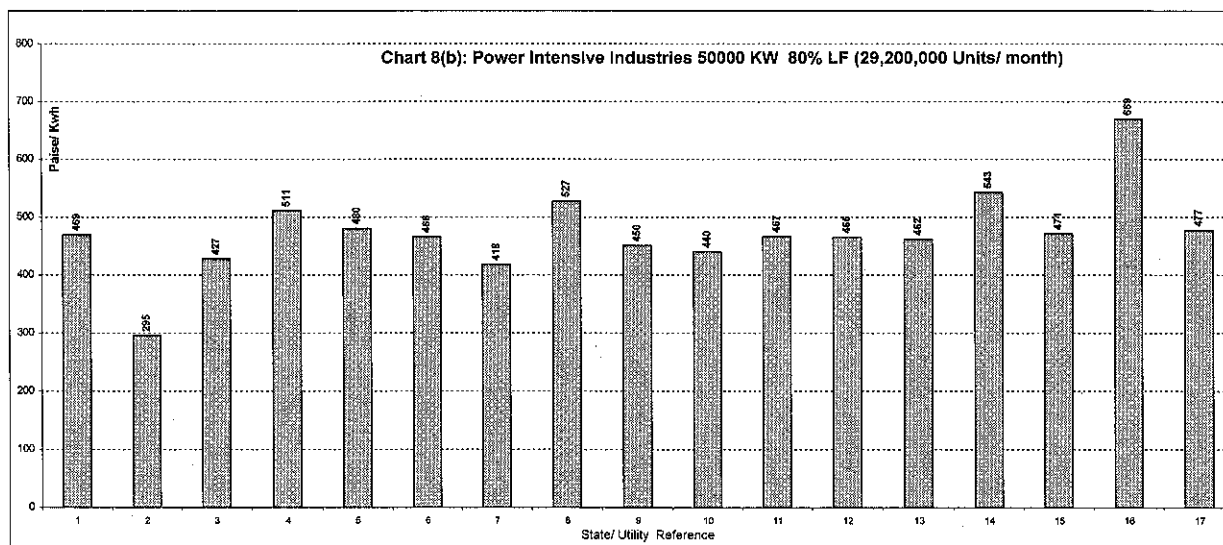
क्रमांक Sr. No.	युटिलिटी का नाम	Name of Utility	Tariff effective from	Av. Rate (P/KWh)	Duty/Tax (P/KWh)	Total (P/KWh)
1	आंध्र प्रदेश	Andhra Pradesh (AT 132 KV)	01.04.2012	478	6	484
2	अरुणाचल प्रदेश	Arunachal Pradesh	01.04.2012	295	0	295
3	बिहार	Bihar	01.04.2012	448	27	474
4	छत्तीस गढ़	Chhattishgarh (AT 33 KV)	06.05.2012	486	49	535
		(AT 132 KV)		458	47	504
5	दमन एवं दिव	Daman & Diu	01.08.2012	486	0	486
6	गोवा	Goa (AT 11/33 KV)	01.06.2012	370	70	440
7	हिमाचल प्रदेश	Himachal Pradesh	01.04.2012	465	79	544
8	जम्मू व कश्मीर	Jammu & Kashmir (AT 11 KV)	01.04.2012	381	84	465
		(AT 33 KV)		373	82	455
9	केरल	Kerala (AT 66 KV)	01.07.2012	476	10	486
		(AT 110 KV)		474	10	484
		(AT 220 KV)		470	10	480
10	उड़ीसा	Orissa (AT 11/33 KV)	01.04.2012	512	36	548
		(AT 132 KV)		442	35	477
11	पंजाब	Punjab	01.04.2012	602	78	681
12	उत्तराखंड	Uttarakhand	01.04.2012	470	25	495

सारणी सं० 8(ख): पावर इन्टेंसिव उद्योग 50000 कि०.वा०. 80% भार गुणाक (29200000 यूनिट/माह)
TABLE NO.8(b): POWER INTENSIVE INDUSTRIES 50000 KW 80% LF (29200000 Unit/Month)

क्रमांक Sr. No.	युटिलिटी का नाम	Name of Utility	Tariff effective from	Av. Rate (P/KWh)	Duty/Tax (P/KWh)	Total (P/KWh)
1	आंध्र प्रदेश	Andhra Pradesh (AT 132 KV)	01.04.2012	463	6	469
2	अरुणाचल प्रदेश	Arunachal Pradesh	01.04.2012	295	0	295
3	बिहार	Bihar	01.04.2012	403	24	427
4	छत्तीस गढ़	Chhattishgarh (AT 33 KV)	06.05.2012	463	47	511
		(AT 132 KV)		436	45	480
5	दमन एवं दिव	Daman & Diu	01.08.2012	466	0	466
6	गोवा	Goa (AT 11/33 KV)	01.06.2012	348	70	418
7	हिमाचल प्रदेश	Himachal Pradesh	01.04.2012	451	77	527
8	जम्मू व कश्मीर	Jammu & Kashmir (AT 11 KV)	01.04.2012	369	81	450
		(AT 33 KV)		361	79	440
9	केरल	Kerala (AT 66 KV)	01.07.2012	457	10	467
		(AT 110 KV)		455	10	465
		(AT 220 KV)		452	10	462
10	उड़ीसा	Orissa (AT 11/33 KV)	01.04.2012	507	35	543
		(AT 132 KV)		437	35	471
11	पंजाब	Punjab	01.04.2012	592	77	669
12	उत्तराखंड	Uttarakhand	01.04.2012	452	25	477



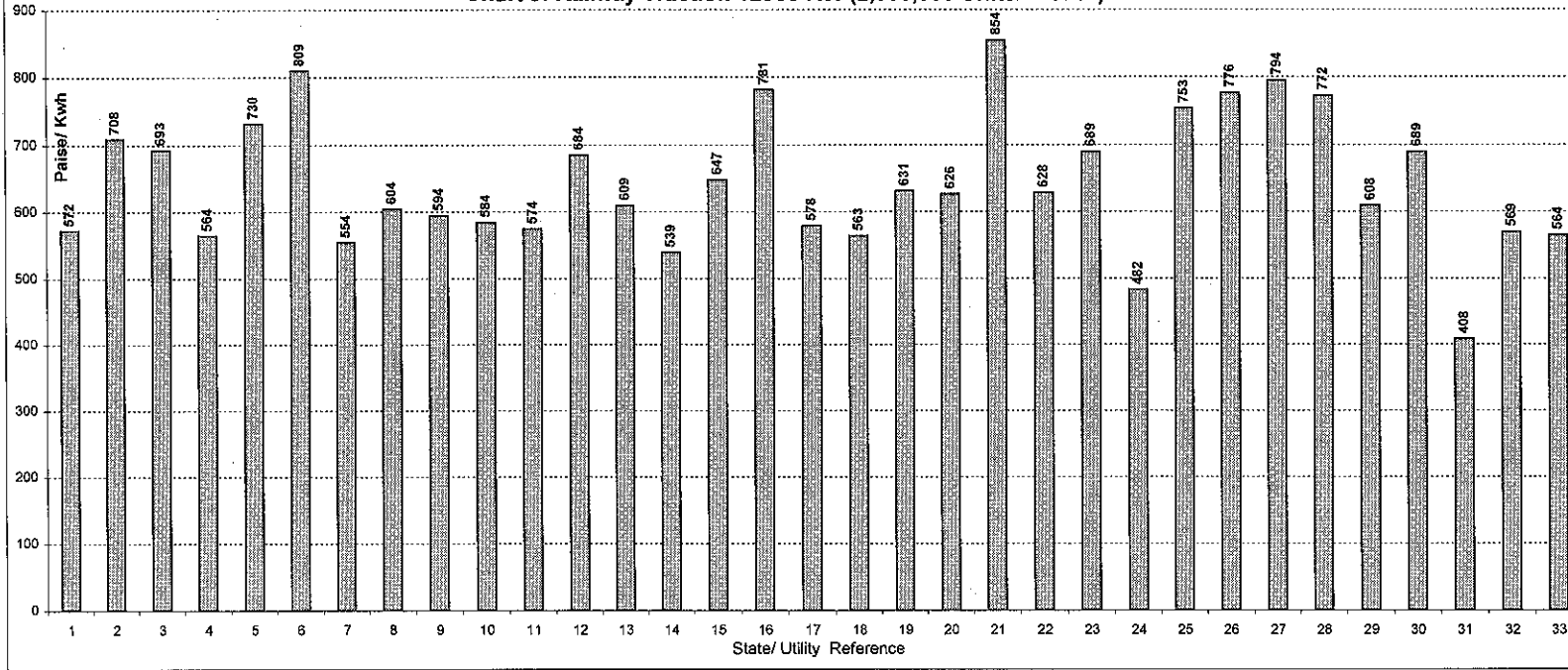
- Index of States**
- 1 Andhra Pradesh (AT 132 KV)
 - 2 Arunachal Pradesh
 - 3 Bihar
 - 4 Chhattishgarh (AT 33 KV)
 - 5 Chhattishgarh (AT 132 KV)
 - 6 Daman & Diu
 - 7 Goa (AT11/33 KV)
 - 8 Himachal Pradesh
 - 9 Jammu & Kashmir (AT 11 KV)
 - 10 Jammu & Kashmir (AT 33 KV)
 - 11 Kerala (AT 66 KV)
 - 12 Kerala (AT 110 KV)
 - 13 Kerala (AT 220 KV)
 - 14 Orissa (AT 11/33 KV)
 - 15 Orissa (AT 132 KV)
 - 16 Punjab
 - 17 Uttarakhand



सारणी सं० 9: रेलवे ट्रैक्शन 12500 कि०. वा०.(2500000 यूनिट/माह)
TABLE NO.9: RAILWAY TRACTION 12500 KW (2500000 Unit/Month)

क्रमांक Sr. No.	युटिलिटी का नाम	Name of Utility	Tariff effective from	Av. Rate (P/KWh)	Duty/Tax (P/KWh)	Total (P/KWh)
1	आंध्र प्रदेश	Andhra Pradesh	01.04.2012	572	0	572
2	बिहार	Bihar (AT 25 KV)	01.04.2012	668	40	708
		(AT 132KV)		653	39	693
3	छत्तीस गढ़	Chhattishgarh (AT 132 KV)	06.05.2012	564	0	564
4	दिल्ली-(बी.वाइ.पी.एल./बी.आर.पी.एल./एन.डी.पी.ए)	Delhi-(BYPL/BRPL/NDPL-TPDDL)	01.07.2012	730	0	730
5	दिल्ली-(एन.डी.एम.सी.)	Delhi-(NDMC) (AT 33 KV)	01.07.2012	771	39	809
6	गुजरात	Gujarat (AT 132 KV)	01.06.2012	554	0	554
7	हरियाणा	Haryana	01.04.2012			
		AT 11 KV		604	0	604
		AT 33 KV		594	0	594
		AT 66/132 KV		584	0	584
		AT 220 KV		574	0	574
8	झारखंड	Jharkhand (AT 25 KV)	01.08.2012	669	15	684
9	कर्नाटक	Karnataka	30.04.2012	580	29	609
10	केरल	Kerala (AT 110 KV)	01.07.2012	539	0	539
11	मध्य प्रदेश	Madhya Pradesh (AT 132/220 KV)	10.04.2012	647	0	647
12	महाराष्ट्र	Maharashtra	01.08.2012	781	0	781
13	महाराष्ट्र-मुंबई-(टाटा)	Maharashtra - Mumbai-(TATA's)	01.09.2010			
		(AT 22/33 KV)		578	0	578
		(AT 100 KV)		563	0	563
14	उड़ीसा	Orissa (AT 25/33KV)	01.04.2012	631	0	631
		(AT 132KV)		626	0	626
15	पंजाब	Punjab (AT 132KV)	01.04.2012	756	98	854
16	राजस्थान	Rajasthan	10.08.2012	628	0	628
17	तमिल नाडु	Tamil Nadu	01.04.2012	689	0	689
18	उत्तराखंड	Uttarakhand	01.04.2012	482	0	482
19	उत्तर प्रदेश	Uttar Pradesh (132 KV AND ABOVE)	01.10.2012	753	0	753
		(BELOW 132 KV)		776	0	776
20	पश्चिम बंगाल	West Bengal (AT 25 KV)	01.04.2012	794	0	794
		(AT 132 KV)		772	0	772
21	पश्चिम बंगाल-कोलकता-(सी.ई.एस.सी.)	West Bengal - (CESC Ltd., Kolkata)	01.04.2011	608	0	608
22	पश्चिम बंगाल-(डी.पी.एस.सी.)	West Bengal - (DPSC Ltd.)	01.04.2012	689	0	689
23	पश्चिम बंगाल-डी.वी.सी.	West Bengal-D.V.C. (AT 132 KV)	01.11.2012	408	0	408
24	पश्चिम बंगाल-दुर्गापुर परियोजना	West Bengal-Durgapur Projects Ltd.	01.04.2012			
		(AT 25 KV)		569	0	569
		(AT 132 KV)		564	0	564

Chart 9: Railway Traction 12500 KW (2,500,000 Units/ month)



- Index of States
- 1 Andhra Pradesh
 - 2 Bihar (AT 25 KV)
 - 3 Bihar (AT 132 KV)
 - 4 Chhattisgarh (AT 132 KV)
 - 5 Delhi (BSES/NDPL)
 - 6 Delhi-NDMC (AT 33 KV)
 - 7 Gujarat (AT 132 KV)
 - 8 Haryana (AT 11 KV)
 - 9 Haryana (AT 33 KV)
 - 10 Haryana (AT 66/132 KV)
 - 11 Haryana (AT 220 KV)
 - 12 Jharkhand (AT 25 KV)
 - 13 Karnataka
 - 14 Kerala (AT 110 KV)
 - 15 MP (AT 132/220 KV)
 - 16 Maharastra
 - 17 Mumbai (TEC)(AT 33/22/11/6.6 KV)
 - 18 Mumbai (TEC)(AT 220 KV)
 - 19 Orissa (AT 25/33 KV)
 - 20 Orissa (AT 132 KV)
 - 21 Punjab
 - 22 Rajasthan
 - 23 Tamil Nadu
 - 24 Uttaranchal
 - 25 U. P. (132 KV and Above)
 - 26 U. P. (Below 132KV)
 - 27 West Bengal (AT 25 KV)
 - 28 West Bengal (AT 132 KV)
 - 29 W. B. (Kolkata CESC)
 - 30 West Bengal-DPSC
 - 31 D.V.C.(AT 132 KV)
 - 32 West Bengal (DPL) (AT 25 KV)
 - 33 West Bengal (DPL) (AT 132 KV)